

Towards Generating Robust, Fair, and Emotion-Aware Explanations for Recommender Systems

Bingbing Wen
University of Washington
Seattle, WA, US
bingbw@uw.edu

Yunhe Feng
University of Washington
Seattle, WA, US
yunhe@uw.edu

Yongfeng Zhang
Rutgers University
New Brunswick, NJ, US
yongfeng.zhang@rutgers.edu

Chirag Shah
University of Washington
Seattle, WA, US
chirags@uw.edu

ABSTRACT

As recommender systems become increasingly sophisticated and complex, they often suffer from lack of fairness and transparency. Providing robust and unbiased explanations for recommendations has been drawing more and more attention as it can help address these issues and improve trustworthiness and informativeness of recommender systems. However, despite the fact that such explanations are generated for humans who respond more strongly to messages with appropriate emotions, there is a lack of consideration for emotions when generating explanations for recommendations. Current explanation generation models are found to exaggerate certain emotions without accurately capturing the underlying tone or the meaning. In this paper, we propose a novel method based on a multi-head transformer, called Emotion-aware Transformer for Explainable Recommendation (EmoTER), to generate more robust, fair, and emotion-enhanced explanations. To measure the linguistic quality and emotion fairness of the generated explanations, we adopt both automatic text metrics and human perceptions for evaluation. Experiments on three widely-used benchmark datasets with multiple evaluation metrics demonstrate that EmoTER consistently outperforms the existing state-of-the-art explanation generation models in terms of text quality, explainability, and consideration for fairness to emotion distribution. Implementation of EmoTER will be released as an open-source toolkit to support further research.

KEYWORDS

Explainable Recommendation; Emotion-aware Explanation; Fairness; Robustness

1 INTRODUCTION

Recommender systems assist users in finding relevant, contextual information and making decisions in diverse domains, such as shopping, entertainment, education, and healthcare. Advances of deep learning and big data [45] have made recommender systems increasingly complex and opaque, which hurts the trustworthiness and confidence in these systems [44]. Incorporating explainability [16] has been explored as one of the reasonable ways to mitigate such concerns and increase transparency in decision-making processes. Natural language sentence explanation, as a type of explanation that is easily understandable by average users, has gained much attention in recent years. In particular, many text generation methods such as LSTM [17] and Transformers [42] have been applied to explanation generation models. The Neural-Template (NETE) generation method [24] integrates both template and generation-based approaches to make the explanation generation process more controllable. PETER [26] proposed a Personalized Transformer to

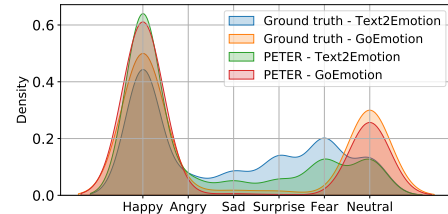


Figure 1: Existing state-of-the-art models generate biased emotion-aware explanations. For example, PETER [26] generated more “happy” explanations but less “sad” and “fear” explanations than the ground truth based on two emotion detectors – Text2Emotion [32] and GoEmotion [10].

generate personalized explanation sentences. These works mainly focus on the text quality [27, 33] and explainability [24, 26].

High-quality explanations should be informative, i.e., containing factual information for users to understand. In addition, the generated explanations should also sound natural and be comprehensible as well as empathetic towards users. Monotonous and dull sentences could make users feel disengaged and less trustworthy [18]. Emotion-aware text could address these issues by diversifying explanations and making them more useful and trustworthy to the users. Effects of emotion-induced messages to comprehension and trust has been well established in fields such as psychology, philosophy, and cognitive science (e.g., [13, 34, 39]). Areas where emotion-induced content has been applied include text generation [15, 19], conversations [12], and social media [20]. However, thus far web search or recommendation systems scholars have not focused on emotional aspects of explanations and their impacts on informativeness or usefulness in providing explainability for recommendations. This is a novel problem as it is challenging, because we need to pay attention to or extract emotional information while retaining the original meaning of the explanation.

To explore the emotional aspect of explanations, we selected six widely-used emotion categories: happy, angry, surprise, sad, fear, and neutral in recommendation scenarios inspired by emotion theories proposed by Plutchik [35, 36]. These are also at the intersection of common emotion categories used in the research work, such as emotion recognition [10, 18, 46] and emotion text generation [15, 19]. Table 1 shows some explanation examples corresponding to different emotion categories.

When examining datasets and generative models for recommendation explanations, we find certain emotions are over-represented and considerable emotion biases exist, leading to lack of fairness as per the disparate impact definition [41]. For instance, in the TripAdvisor dataset, one of the most commonly-used recommendation explanation datasets, the “happy” emotion dominates others significantly. To be specific, 42.8% and 59.2% explanations in TripAdvisor

Table 1: Explanation examples on six emotion categories on the TripAdvisor dataset.

Emotion	Explanation
Happy	on the rooftop an open sky swimming pool - fun
Angry	Shame on you for your terrible customer service
Surprise	The big surprise is the fantastic dining room for lunch with stations for every food
Sad	The restaurant staff was nice but the buffet breakfast was pretty sad for the 18
Fear	It was a miserable way to end a trip to a great country
Neutral	the hotel is directly opposite budapest famous chain bridge and the danube

are classified as “happy” by emotion detector Text2Emotion [32] and GoEmotion [10], respectively (see the ground-truth distributions in Figure 1). More importantly, we also observe that state-of-the-art models (e.g., PETER [26]) amplify such emotion bias in generated explanations and fail to perform robustly regarding different emotions. As shown in Figure 1, 61.3% and 69.5% explanations generated by PETER are classified as “happy” by Text2Emotion and GoEmotion respectively, leading to less “sad”, “surprised”, “fear” explanations than the ground-truth TripAdvisor dataset, which implies that the explanation generator could be unproportionally generating pleasant explanations to attract or even cheat users into the recommendations, and this hinders the trustworthiness of the explanations and the recommender system.

In order to address the robustness and emotion bias problem in explanation generation, in this paper, we take the emotion factor into account and propose a novel method based on a multi-head transformer, called Emotion-aware Transformer for Explainable Recommendation (EmoTER). EmoTER can use explicit contextual information on emotions to generate emotion-aware explanations with high text quality, explainability, and robustness. Specifically, we extract the contextual emotion information as a guiding signal and introduce an emotion-aware module to explicitly integrate the emotion information during the encoding process. Then we add an emotion recognition head in the decoding process that enables emotion constraints. To measure the linguistic quality and emotion fairness of the generated explanations, we adopt automatic text metrics and human perceptions for evaluation.

Our main contributions in this paper are:

- [Conceptual] We first address the emotion bias issues on three benchmark datasets and current state-of-the-art models for explainable recommendation and propose an emotion-aware generation framework to generate robust and fair explanations. To the best of our knowledge, this is the first work to explore robust, fair, emotion-aware explanation generation in explainable recommendations.
- [Theoretical] We propose EmoTER (Emotion-aware Transformer for Explainable Recommendation), a novel multi-head Transformer architecture, which enhances the emotion of the explanations with a multi-task learning approach for personalized explanation generation.

- [Empirical] Experiments on three widely-used benchmark datasets with multiple evaluation metrics demonstrate that EmoTER consistently and significantly outperforms existing state-of-the-art explanation generation models in terms of robustness of emotion distribution, text quality, and explainability. We also demonstrate that the proposed method leads to more equitable distribution of emotions in explainable, providing enhanced fairness based on disparate impact definition [41].

2 RELATED WORK

We begin by summarizing the related literature about explainable recommendation, emotional text generation and robustness of natural language generation in this section.

Explainable recommendation. Explainable recommendation has two major research perspectives: machine learning (ML) [5, 8, 44, 45] and human-computer interaction (HCI) [2, 38]. Our work incorporates both of these perspectives with a new model to generate emotion-aware explanations as well as a set of methods for evaluating such explanations using various metrics, including human judgments. From the ML perspective, the methods for providing natural language explanations, which are most related to this work, can be categorized into template-based and generation-based methods. Pre-defined templates [45] are not only simple and easy to use but also intuitive. However, designing templates is labor intensive and may limit the flexibility of the explanations. Recently, we have seen techniques involving LSTM [17] and Transformers [42] making great strides in natural language explanation generation. For instance, Chen et al. [7] proposed time-aware GRU to model dynamic user preferences. The Neural-Template (NETE) method [24] integrates both template and generation-based approaches to make the explanation generation process more controllable. PETER [26] is a Personalized Transformer to generate personalized explanation sentences. A big shortcoming of these works is that they primarily focused on the text quality [27, 33] and explainability [24, 26], leaving the emotional aspects of explanations under-explored, which motivates our work.

Generating and presenting explanations is not sufficient; we also need to assess if these explanations are effective. Explanations should serve to improve the transparency, persuasiveness, effectiveness, trustworthiness, efficiency, scrutability and user satisfaction [44]. There are several methods and metrics for assessing generated explanations. An ideal way of evaluating the explainability of machine generated explanations is through an online user study. For instance, Balog et al [2] measured recommendation explanation quality by collecting users’ judgments on seven pre-designed goals. But doing such evaluations can be expensive, time-consuming, and challenging at scale. Therefore, offline evaluation is often a more suitable solution for general research scenarios. The most commonly used metrics for evaluating machine generated explanation sentences are BLEU [33], METEOR [3] and ROUGE [27]. In this paper, we adopt both automatic metrics and human evaluation to assess the emotion-aware explanations.

Emotional Text Generation. Although research works on generating emotion-aware explanations are scant, there are several advancements made in emotion-inclusive natural language generation. For instance, Keshtkar and Inkpén [19] used syntactic rules

to generate emotional sentences. Since the corpus used for training was relatively small, this technique was only able to generate simple emotional sentences. Colombo et al. [9] used a sequence-to-sequence approach and emotion vector representation, and proposed a penalty for generating words with different emotions. Ghosh et al. [14] came up with Affect-LM, which is a LSTM-based model and able to generate sentences in four emotion categories including positive, anxious, sadness, and anger.

Another area where emotional text generation has been very important is conversational agents as several recent works have investigated incorporating emotions into conversational agents (e.g., [1]). Emotional Chatting Machine [46] takes sequence-to-sequence framework to create emotion-rich information in the context of dialogue scenarios. It utilizes eight emotion categories such as anger, disgust, fear, happiness, like, sadness, surprise, and unknown. Other researchers [18] have adopted transfer learning to deal with emotional generation problems. They use pre-trained language models such as BERT [11] and GPT-2 [37], which have achieved reasonably high performance. However, these models are typically very large and take a long time to train.

In contrast, our proposed model is very light-weight, utilizes no prior syntactic knowledge and no pre-trained model, but is able to generate expressive emotional explanations.

Robustness in Natural language Generation Robustness failures sometimes result from dataset biases introduced during data collection or human labeling, affecting model generalization and model performance. For example, Lewis et al. [23] showed that if there is a considerable overlapping on the test dataset in open-domain question answering, many QA models will not get memorized from training data and exhibit much less accuracy. In natural language inference, McCoy et al. [29] demonstrated that crowd-sourced datasets used for training natural language inference models might introduce specific patterns more easily detected by statistical learning. Moreover, Bras et al. [4] proposed light-weight adversarial filtering to filter dataset bias.

Apart from finding the reasons for robustness failures, we should increase the robustness of the models with better use of minority examples. For example, Yaghoobzadeh et al. [43] proposed fine-tuning the model on full data and then on minority data. DRO (Distributional Robust Optimization) [40] addressed the training strategy on particularly hard examples. There are lots of extensions for DRO, e.g., Nam et al. [31] emphasized the model’s early-stage decision-making behaviors to train another model. Lahoti et al. [22] adopted additional model to recognize examples. Liu et al. [28] proposed to weight minority examples that have high training loss.

Inspired by previous work on robustness, we propose an emotion-aware module to better use minority examples such as training examples belonging to some under-represented emotion categories. This will also enhance disparate impact view of fairness [41], which aims to provide representation of data proportional to the underlying distribution of those categories.

3 METHODOLOGY

In this section, we formulate the problem of the emotion-aware explanation generation, describe the input representation, and present the detailed design and implementation of EmoTER.

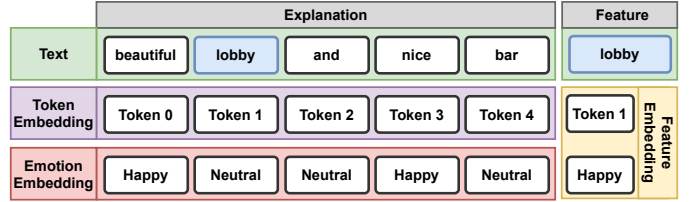


Figure 2: Input representation of the explanation “beautiful lobby and nice bar” generated for the item hotel, with lobby serving as the feature of item hotel.

3.1 Problem Formulation

We aim to propose a model \mathcal{M} to generate emotion-aware explanations for recommendations. We denote the generated recommendation explanation for the user u and the item i as $EXP_{u,i} = e_1, \dots, e_{E_{u,i}}$, where $e_1, \dots, e_{E_{u,i}}$ are the explanation’s word sequence and $E_{u,i}$ denotes the number of explanation words. Item features in the ground-truth datasets are represented by $T_{u,i}$. We take the user u and item i as the input $S = [u, i, f_{T_1}, \dots, f_{T_{F_{u,i}}}, f_{emo}, e_1, \dots, e_{E_{u,i}}]$, where $f_{T_1}, \dots, f_{T_{F_{u,i}}}$ are topic features and f_{emo} is emotion tag feature. $F_{u,i}$ represents the number of topic features. The output of context encoder would be $hidden_{context}$.

3.2 Input Representation

As shown in Figure 2, the input representation consists of three parts: emotion embedding, token embedding, and feature embedding. All the three embeddings are fed into the transformer encoder layers, which encode the context information of explanations with an embedding size of 512. We use positional embedding with a length of 512, which is the same as the embedding size.

3.2.1 Emotion Embedding. We construct the word emotion embedding based on the emotion category and intensity extracted from NRC Emotion Lexicon [30], which is a word dictionary containing words and their corresponding emotion. When creating the word emotion embedding, we consider six most commonly used emotions including anger, fear, trust, surprise, sad, and happy. For example, the representation of word “lucky” is expressed as a 6-dimension vector V_{NRC} , which equals to {happy:0.721, angry:0, surprise:0.539, sad:0, fear:0, neutral:0}. If we cannot find a word in the NRC Emotion Lexicon, then we assign a vector {happy:0, angry:0, surprise:0, sad:0, fear:0, neutral:1.0} to it.

Once we have constructed a 6-dimension vector V_{NRC} , we convert it into a 512-dimension emotion embedding V_{emo} using Eq. 1.

$$V_{emo} = g(V_{NRC}) \quad (1)$$

where $g(\cdot)$ is a multi-layer perceptron with an input of 6 and an output size of 512.

3.2.2 Token Embedding. We use a simple tokenization method and treat a word as a token. The vocabulary used in our study consists of 20,000 most frequent tokens. There are 10 special tokens including four functional words: $\langle bos \rangle$ (begin of sentence), $\langle eos \rangle$ (end of sentence), $\langle pad \rangle$ (padding word), $\langle unk \rangle$ (unknown word) as well as six frequently used emotion category words to denote word emotions: $\langle happy \rangle$, $\langle angry \rangle$, $\langle surprise \rangle$, $\langle sad \rangle$, $\langle fear \rangle$, $\langle neutral \rangle$.

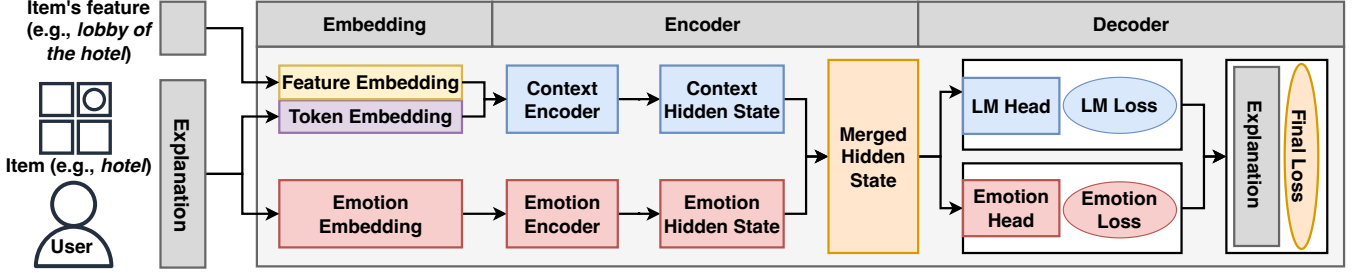


Figure 3: The EmoTER architecture overview. EmoTER takes three types of embeddings (i.e., feature embedding, token embedding, and emotion embedding) as inputs and encode them into context and emotion hidden states. Then we merge the two hidden states and apply a two-head (emotion head and language modeling head) decoder to generate explanations.

3.2.3 *Feature Embedding.* We integrate item features and emotion tags to construct feature embeddings, as shown in the orange box of Figure 2. The item feature f_{item} is self-contained in the dataset, while the emotion tag f_{emo} is assigned by an external emotion classification detector. In our study, we choose a widely-used emotion classifier named Text2Emotion [21] to create emotion tags.

3.3 Model Description

EmoTER adopts two encoders and two-head decoder based Transformer architecture and takes as input a sequence in the embedding space of emotion embeddings, token embeddings, and feature embeddings, as shown in Figure 3. To be specific, one encoder takes emotion embeddings as input and creates the emotion hidden state, while the other encoder is responsible to process the concatenated feature embeddings and token embeddings to generate the context hidden state. Next, the two hidden states are fused by vector summation. We design a two-head decoder, i.e., the emotion head and the language modeling head, to project the last layer of the merged hidden state to two emotion and language modeling representations with desired dimensions. Accordingly, the final loss is expressed as a weighted sum of the two losses based on the emotion and language modeling constraints.

EmoTER is designed based on the framework of PETER [26] by adding one more encoder and two feed-forward linear heads on decoder. For the two encoders in EmoTER, we adopt a 2-layer architecture because: (1) it is fair to compare with PETER’s single 2-layer encoder [26]; (2) a 2-layer encoder is light-weight and easy to apply into different tasks. Each Transformer encoder layer is composed of a multi-headed self-attention and a position-wise feed-forward network. In the following, we introduce these two encoders and two different heads and their corresponding loss functions.

3.3.1 *Emotion Encoder.* The emotion encoder serves as an emotion-aware module in EmoTER to encode the emotion information when processing the input. In particular, the emotion-aware module guides EmoTER to pay more attention to the emotional words and strengthen the weights on them, which explicitly encodes the emotional information and enables emotion-guided decoding for explanation generation.

The input sequence of the user u and the item i to emotion transformer can be expressed as:

$$S = [u, i, emo_{T_1}, \dots, emo_{T_{F_{u,i}}}, emo_{f_{emo}}, emo_{e_1}, \dots, emo_{e_{E_{u,i}}}] \quad (2)$$

where emo_{T_i} means the emotion embedding of i_{th} item feature. $F_{u,i}$ represents the number of item features and $E_{u,i}$ denotes the number of explanation words. We denote the hidden state of emotion encoder as $hidden_{emo}$.

3.3.2 *Context Encoder.* Input sequence to context transformer can be expressed as:

$$S = [u, i, f_{T_1}, \dots, f_{T_{F_{u,i}}}, f_{emo}, e_1, \dots, e_{E_{u,i}}] \quad (3)$$

where $f_{T_1}, \dots, f_{T_{F_{u,i}}}$ are topic features and f_{emo} is emotion tag feature. $e_1, \dots, e_{E_{u,i}}$ are the explanation’s word sequence. $F_{u,i}$ represents the number of item features and $E_{u,i}$ denotes the number of explanation words. The output of context encoder would be $hidden_{context}$.

When the emotion hidden state $hidden_{emo}$ and the context hidden state $hidden_{context}$ are ready, we merge them into $hidden_{merge}$ by:

$$hidden_{merge} = intensity * hidden_{emo} + hidden_{context} \quad (4)$$

where the coefficient *intensity* works as a modifier to adjust the strength of emotion.

3.3.3 *Emotion Head.* Emotion head is trained to perform the emotion-constrained classification task. We add this head to constrain the model to focus on the emotion information expressed in the context. The prediction probability of target emotion is computed as:

$$P(emo_i | emo_1, emo_2, \dots, emo_t) = softmax(hidden_{merge}[-1] * M_1) \quad (5)$$

where emo_i is the predicted emotion category i , and emo_1, \dots, emo_t are all emotion categories. $hidden_{merge}[-1]$ is the last hidden layer of our model and M_1 is the weight to be learned during the training for the emotion classification task. Then we have the following cross-entropy loss:

$$L_{emo}(E) = - \sum_{i=1}^N \log(P(emo | emo_1, emo_2, \dots, emo_t)) \quad (6)$$

3.3.4 *Language Modeling Head.* We add a 2-layer transformer decoder, which predicts the next token based on the merged context vector $hidden_{merge}$. We define the explanation as $E = e_1, e_2, \dots, e_n$, then the conditional probability of the next token is computed as:

$$P(e_i | e_1, e_2, \dots, e_{i-1}) = softmax(hidden_{merge}[-1] * M_2) \quad (7)$$

where $hidden_{merge}[-1]$ is the last hidden layer and M_2 is the token embedding matrix. During training, M_2 updates its weights. We

Table 2: Statistics of the three datasets.

	TripAdvisor	Yelp	Amazon
#user	9765	27147	7506
#item	6280	20266	7360
#features	5069	7340	5399
#records	320023	1293247	441783
#records/user	32.77	47.64	58.86
#records/item	50.96	63.81	60.02
#word/explanation	13.01	12.32	14.14

also have the following cross-entropy loss:

$$L_{lm}(E) = - \sum_{i=1}^N \log(P(e_i | e_1, e_2, \dots, e_{i-1})) \quad (8)$$

where N is the word count in the generated explanation.

3.3.5 Multi-task Learning. Finally, we integrate the two tasks into a multi-task learning framework with the following loss function:

$$L_{total} = c_1 L_{lm} + c_2 L_{emo} \quad (9)$$

where c_1 and c_2 are two hyper-parameters to control the weights of emotion loss and language modeling loss.

4 EXPERIMENT SETUP

In this section, we introduce the datasets and metrics for evaluation. The baselines and model training are also presented.

4.1 Datasets

For experimentation, we adopted three publicly available explainable recommendation datasets [24, 25, 32]: TripAdvisor (hotel), Yelp (restaurant) and Amazon (movies, TV). Details of the datasets are shown in Table 2. Each dataset is randomly split into training, validation, and testing sets with a ratio of 8:1:1 for 5 times. Each user and each item contains at least one record in the training set. Each record is comprised of a user ID (u), an item ID (i), an explanation ($Exp_{u,i}$), and at least one item feature (F_{item}). The explanations are extracted from user reviews [25].

4.2 Evaluation Metrics

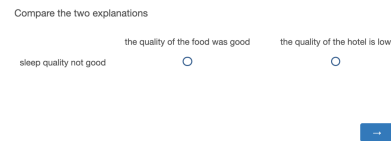
We evaluate our model’s ability of generating explanations with expressive emotion, text quality, and efficacy of explainability on the test set. Overall, evaluations of the explanation performance could be divided into two parts: automatic metrics and human evaluations.

4.2.1 Automatic Evaluations. We use three various automatic evaluation methods to evaluate the emotion fairness, text quality, and explainability of explanations generated by our model EmoTER.


Explanations with emotion fairness and robustness As reported earlier, we found there is huge bias about the emotion distribution both on three benchmark datasets and explanations generated by state-of-the-art models. Here, we equate this *bias* to lack of fairness, where *fairness* is considered to be based on disparate impact [41]. Our goal is to reduce this bias and increase fairness by

Instructions:

1. You will be shown two explanations with a golden standard explanation and choose which explanation is emotionally close to the golden standard explanation.
 2. Click the blue button to confirm your choice.
 3. You will then be directed to a new page to complete the next task.
 4. There are 50 tasks in total.
 5. At the end, you will obtain a code that you will need to enter in MTurk HIT to be verified and paid.
- A given survey page will look like this:



(a) Survey on desktops



(b) Survey on smart-phones

Figure 4: Survey on Amazon MTurk platform about evaluating explanations with emotion robustness and fairness. Explanations are generated by PETER and EmoTER respectively

having our explanations exhibit emotions that match the underlying distributions in ground truth. We use the same emotion classifiers to measure the emotion distribution of explanations generated by our model EmoTER for fair comparison. Text2Emotion [21] is a widely-used emotion detection API working on the emotional words of text. While GoEmotions [10] is the largest manually labeled dataset on English Reddit comments with high quality of 28 emotion categories including Neutral. Its BERT-based model is one of the state-of-the-art emotion recognition models. In order to show the robustness and fairness effect of our emotion-aware module, we chose these two very different models as our emotion classifiers to identify the emotion distribution of the explanations from the ground-truth dataset, generated by PETER, and generated by our model, respectively.

Text quality To assess the text quality of EmoTER-generated explanations and compare them with state-of-the-art models, we follow the widely-used automatic evaluation metrics. We adopt BLEU [33] and ROUGE [27], which are commonly used in machine translation and in text summarization respectively. Since BLEU and ROUGE often fail to detect the problem of always generating simple and repetitive sentences such as “I recommend it,” we adopt USR (Unique Sentence Ratio) [24] to measure the diversity of the generated explanations.

$$USR = Set(N)_{num} / N_{num} \quad (10)$$

where N is the collection of generated explanations and $Set(N)$ is the collection of unique explanations. We compare the similarity between explanations using exact matches.

Explainability To assess the explainability of EmoTER-generated explanations, we use metrics that are widely used in previous work. We adopt three metrics related to features in the datasets. Since people care about specific features of the recommended items [6], we use three feature-based metrics: Feature Matching Ratio (FMR), Feature Coverage Ratio (FCR) and Feature Diversity (DIV), which are proposed in [24].

$$FMR = N_{num}^f / G_{num}^f \quad (11)$$

Table 3: Emotion distribution of explanations evaluated by Text2Emotion TripAdvisor dataset, PETER and our model EmoTER.

	Ground Truth	PETER	EmoTER	Debiasing
happy	42.8%	61.3%	47.2%	21.9%
angry	5.9%	5.4%	4.8%	-10.2%
surprise	12.7%	5.0%	9.8%	37.8%
sad	7.7%	4.6%	5.8%	10.4%
fear	18.7%	11.7%	17.4%	30.5%
neutral	12.2%	11.8%	14.9%	25.4%

where G^f is ground-truth explanation with feature and N^f is generated explanations with feature. FMR measures generated explanations in terms of feature level.

$$FCR = F_{num}^N / F_{num}^G \quad (12)$$

where F^G is the distinct features in the ground-truth and F^N is the distinct features in the generated explanations.

$$DIV = F_{u,i} \cap F_{u',i'} \quad (13)$$

where $F_{u,i}$ and $F_{u',i'}$ are two sets of distinct features discussed in explanations of u, i and u', i' respectively. DIV measures the feature intersections between various u, i pairs. Since different users may not always talk about the same feature about items, a lower DIV means better performance.

4.2.2 Human Evaluations. We conduct two different user studies to measure emotion fairness/robustness and quality of explanations from humans’ perspectives.

Explanations with emotion fairness and robustness We measure EmoTER’s ability to generate fair and robust emotional explanations by conducting an extensive user study on Amazon’s Mechanical Turk (MTurk) platform. As figure 4(a) shows, we designed a survey to ask annotators to choose which explanation is more emotionally close to the ground-truth explanation. We presented a set of explanations generated using a baseline method PETER and the corresponding explanations generated using EmoTER in a randomly-ordered pair. The Turk workers did not know which explanation was emotion-aware. We used three sets of 50 such explanation pairs from three datasets each to create a HIT (Human Intelligence Task) on MTurk. Each HIT was done by three different Turk workers. Providing ratings on 50 items in this way took about 30 minutes. Each was paid 4.00 USD. This experiment was authorized by our Institutional Review Board (IRB) after reviewing it for ethical and privacy considerations. Each task was conducted by human raters that were located in the United States and had high approval rates.

4.3 Baselines

We considered three state-of-the-art explanation generation models as baselines in our experiments.

- NETE [24] integrates template-based and generation-based approaches to make the explanation generation process more controllable.

Table 4: Emotion distribution of explanations evaluated by GoEmotion on TripAdvisor dataset, PETER and our model EmoTER.

	Ground Truth	PETER	EmoTER	Debiasing
happy	59.2%	69.5%	63.6%	10.0%
angry	1.5%	0.3%	0.5%	13.3%
surprise	1.6%	0.3%	0.4%	6.3%
sad	1.8%	0.6%	1.3%	38.9%
fear	0.3%	0.05%	0.06%	3.3%
Neutral	35.6%	29.2%	34.2%	14.0%

- ACMLM [32] is a BERT-based explanation generation model. ACMLM fine-tunes pre-trained BERT to encode both item and user features.
- PETER [26] is a Transformer-based method to generate personalized explanations. It takes user and item IDs into consideration when generating explanations.

Since PETER has demonstrated its better performance by human evaluation compared to other baseline models [26], we only perform the human evaluation on the explanations generated by PETER and our model EmoTER.

4.4 Model Training

When training models, we split one dataset into three parts – the training set to train models, the validation set to fine-tune hyperparameters, and the test set to measure the performance. The reported results are averaged on five random data splittings. Since NETE and PETER are open-sourced, we reused the published codes and followed their default settings in training and testing.

When training the proposed EmoTER, the word embedding size d was set to 512, the dimension of the feed-forward network was set to 2048, and both the number of layers and attention heads of the decoder block were set as 2. The hyperparameter of language modeling task c_1 and the hyperparameter of emotion task c_2 were set to 1.0 and 1.0 respectively after performing grid search. We set the batch size to 128 and the learning rate to 1.0. The optimizer was SGD (stochastic gradient descent), and gradient clipping was adopted with a threshold of 1.0.

5 RESULT AND ANALYSIS

This section presents automatic and human evaluation results of EmoTER’s performance.

5.1 Automatic Evaluation on Explanation

We compared EmoTER with existing state-of-the-art explanation generation models from the perspectives of the robustness of emotion distribution, explainability, and text quality.

Explanations with emotion fairness and robustness To illustrate that EmoTER is capable of reducing emotion biases in recommendation explanations, we qualitatively evaluated its debiasing performance by comparing emotion distributions in explanations generated by PETER and by the proposed EmoTER on the TripAdvisor, Amazon, and Yelp datasets. We adopted two widely-used emotion detection models to recognize the emotion of generated explanations: (1) Text2emotion [32], a lightweight Python library;

Table 5: Performance comparison on three datasets TripAdvisor, Yelp and Amazon. R1 and R2 denote ROUGE-1 and ROUGE. P, R, F denote Precision, Recall and F1. The best-performing values are boldfaced. The second-performing values are underlined. BLEU and ROUGE are percentage values.

		Explainability			Text quality								
Dataset	Model	FMR	FCR	DIV	USR	BLEU-1	BLEU-4	R1-P	R1-R	R1-F	R2-P	R2-R	R2-F
TripAdvisor	ACMLM	0.07	<u>0.41</u>	0.78	0.94	3.45	0.02	4.86	3.82	3.72	0.18	0.20	0.16
	NETE	0.79	0.27	2.23	<u>0.56</u>	22.41	3.60	35.70	24.68	27.70	10.23	6.98	6.55
	PETER	0.89	0.36	1.59	0.25	<u>24.19</u>	<u>4.54</u>	<u>37.57</u>	<u>29.15</u>	<u>30.49</u>	<u>11.99</u>	<u>8.93</u>	<u>9.27</u>
	EmoTER	<u>0.87</u>	0.42	<u>1.52</u>	0.39	25.14	4.89	39.29	30.04	31.76	13.12	9.64	10.08
Yelp	ACMLM	0.05	0.31	0.95	0.95	7.01	0.24	7.89	7.54	6.82	0.44	0.48	0.39
	NETE	0.81	0.29	1.48	<u>0.52</u>	19.34	2.63	33.95	22.31	25.65	8.88	5.45	6.67
	PETER	0.86	<u>0.36</u>	1.07	0.30	<u>20.55</u>	<u>3.40</u>	<u>35.63</u>	<u>25.93</u>	<u>27.91</u>	<u>10.76</u>	<u>7.37</u>	<u>7.96</u>
	EmoTER	0.86	0.38	<u>1.00</u>	0.41	21.61	3.84	37.41	27.16	29.41	11.90	8.17	8.83
Amazon	ACMLM	0.10	0.31	2.07	0.96	9.52	0.22	11.65	10.39	9.69	0.71	0.81	0.64
	NETE	0.69	0.19	1.95	<u>0.57</u>	18.82	2.47	33.78	21.31	24.75	7.64	4.81	5.52
	PETER	0.77	<u>0.26</u>	<u>1.25</u>	0.39	<u>19.58</u>	<u>3.00</u>	<u>35.23</u>	<u>23.84</u>	<u>26.44</u>	<u>8.99</u>	<u>6.18</u>	<u>6.63</u>
	EmoTER	<u>0.76</u>	<u>0.26</u>	1.22	0.46	20.20	3.21	35.56	24.47	27.06	9.32	6.57	7.03

Table 6: Ablation study of multitasks settings performed on the TripAdvisor dataset. \uparrow and \downarrow indicate performance changes compared to EmoTER. BLEU and ROUGE are percentage values.

		Explainability			Text quality								
		FMR	FCR	DIV	USR	BLEU-1	BLEU-4	R1-P	R1-R	R1-F	R2-P	R2-R	R2-F
Disable L_{emo}	0.87	0.35 \downarrow	1.53 \downarrow	0.30 \downarrow	24.62 \downarrow	4.70 \downarrow	39.41 \uparrow	29.62 \downarrow	31.56 \downarrow	12.98 \downarrow	9.41 \downarrow	9.89 \downarrow	
Disable L_{lm}	0.88 \uparrow	0.31 \downarrow	1.64 \downarrow	0.20 \downarrow	25.06 \uparrow	4.76 \downarrow	39.15 \downarrow	29.87 \downarrow	31.58 \downarrow	12.71 \downarrow	9.44 \downarrow	9.78 \downarrow	
EmoTER	0.87	0.39	1.53	0.42	25.03	4.80	39.35	29.95	31.77	13.04	9.56	10.03	

Table 7: Ablation study of intensity performed on the TripAdvisor dataset. \uparrow and \downarrow indicate performance change compared to EmoTER. BLEU and ROUGE are percentage values.

		Explainability			Text quality								
		FMR	FCR	DIV	USR	BLEU-1	BLEU-4	R1-P	R1-R	R1-F	R2-P	R2-R	R2-F
intensity=0.5	0.87	0.39	1.57 \downarrow	0.43 \uparrow	25.72 \uparrow	4.90 \uparrow	38.56 \downarrow	30.32 \uparrow	31.68 \downarrow	12.51 \downarrow	9.64 \uparrow	9.87 \downarrow	
intensity=2	0.86 \downarrow	0.37 \downarrow	1.62 \downarrow	0.33 \downarrow	25.30 \uparrow	4.83 \uparrow	39.00 \downarrow	30.00 \uparrow	31.65 \downarrow	12.69 \downarrow	9.52 \downarrow	9.87 \downarrow	
EmoTER (intensity=1)	0.87	0.39	1.53	0.42	25.03	4.80	39.35	29.95	31.77	13.04	9.56	10.03	

and (2) GoEmotions [10]. Given an explanation, Text2emotion returns an emotion category among happy, angry, surprise, sad, fear and a strength score ranging from 0 to 1. If the score was smaller than 0.2, we considered the explanation to be neutral. GoEmotions is one of the state-of-the-art BERT-based model emotion detectors.

Tables 3 and 4 show emotion detection results by Text2emotion and GoEmotion on the TripAdvisor dataset, where the detected “happy” dominates all other emotions. We found that the emotion distribution generated by EmoTER is more consistent with the ground-truth when compared to PETER. Specifically, EmoTER reduces distribution biases on nine of ten detected emotions by Text2emotion and GoEmotion. We also observed similar debiasing performance of EmoTER on the Amazon and Yelp datasets.

Explainability In terms of explainability, EmoTER is very competitive and close to the best performing values regarding the FMR metric. EmoTER beats the other three state-of-the-art models by a large margin on FCR metric which considers whether explanations contain all the features in the ground-truth. EmoTER achieves much better performance on explainability even compared to pre-trained models (e.g., ACMLM) that learn large-scale external knowledge. Lower DIV means higher diversity. It is not surprising that ACMLM has the highest diversity. However, EmoTER also achieves a competitive score.

Text quality We also compared the text quality of generated text by EmoTER with three state-of-the-art baselines on three datasets (see the text quality columns in Table 5 for details). We used unique

Table 8: Qualitative examples from three datasets

	TripAdvisor	Yelp	Amazon
Ground Truth	Beautiful lobby and nice bar.	The wait is long	Don't waste your time on this loser.
PETER	The lobby was very nice and the rooms were very comfortable	Wait for food.	If you are a fan of the original, you'll love this film.
EmoTER	The lobby is impressive and the rooms are spacious	Don't worth the wait.	If you are a fan of the films, you will be disappointed.

sentence ratio (USR), an important metric to evaluate diversity on the sentence level, to measure text diversity. EmoTER performs much better than PETER on USR and slightly worse than NETE. It is reasonable that NETE is more likely to generate diverse explanations as it is a template-like approach. ACMLM achieves the highest USR because it is a well-tuned model trained on a large-scale dataset. We also use BLUE-1, BLUE-4, ROUGE-1 (R1 column in Table 5), and ROUGE (R2 column in Table 5) to evaluate text quality. EmoTER consistently outperforms baselines by a large margin on BLEU and ROUGE metrics, verifying our model's ability to generate high-quality explanations.

Ablation Study As an additional checkpoint and evaluation, we conducted an ablation study on the TripAdvisor dataset to show the effectiveness of our multi-task design shown in Table 6 and hyper-parameter of intensity shown in Table 7. First, we launched an experiment without emotion classification loss by setting c_1 in Equation 9 to be 0. We found that disabling the emotion classification task causes USR to drop by nearly 25%, and performances of almost all text quality metrics decrease sharply. Similarly, we disabled language modeling loss by setting c_2 to be 0. It not only degraded the explainability performance but also caused USR to drop nearly 50%. These two experiments confirm EmoTER's effectiveness in generating emotional and high-quality explanations. In addition, we changed the intensity strength to generate emotional explanations with different emotion intensities shown in Table 7. We found that the explanations maintain high performance of explainability and text quality when intensity was small. If emotion intensity becomes too strong, it may cause performance of USR and DIV to drop dramatically.

5.2 Human Evaluation on Explanations

In addition to automatic metrics, we also evaluate human perceptions of emotion-aware explanations. We conducted one Amazon MTurk user study to validate that our model EmoTER increases the robustness and fairness of emotion-aware explanation.

Explanations with emotion fairness and robustness We show qualitative examples from three benchmark datasets in Table 8. An example of TripAdvisor dataset shows that although these three explanations represent the same happy emotion, our model EmoTER generates more diverse and unique vocabularies. An example of Yelp dataset shows that EmoTER generates explanations with the same negative emotion as ground-truth while PETER generates

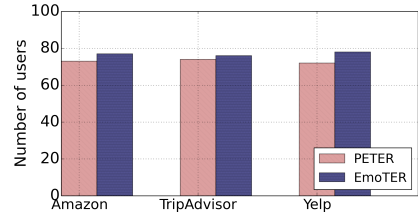


Figure 5: Human evaluation result about emotion robustness on generated explanations on three benchmark datasets. The t-test result demonstrated that EmoTER outperformed PETER significantly in generating robust explanations ($p < 0.05$).

positive emotion. An example of Amazon dataset also shows that our model EmoTER generates a more robust explanation with consistent emotion with input. This indicates a higher level of *fairness* as it relates to being representative of the underlying distribution of ground truth emotions (disparate impact notion of fairness).

Figure 5 shows the human evaluation results of explanations with emotion fairness and robustness. More users think explanations generated by our model EmoTER are emotionally closer to the ground-truth than explanations generated by the current state-of-the-art model PETER. We can see that our model EmoTER consistently outperforms PETER in three benchmark datasets in terms of robustness and fairness. We perform student t-test among the human evaluation result and obtain significant result ($t = 4.90, p = 0.008$).

6 CONCLUSION

Providing explanations that are appropriately emotion-induced could help users of recommender systems understand and trust the recommendations better, but existing approaches have failed to incorporate a wide range of emotions in unbiased and naturalistic manner. In this paper, we proposed an emotion-aware generation framework to generate robust and fair explanations. To the best of our knowledge, this is the first work to explore robust, fair, emotion-aware explanation generation in explainable recommendations. We presented EmoTER (Emotion-aware Transformer for Explainable Recommendation), a novel multi-head Transformer architecture, which enhances the emotion of the explanations with a multi-task learning approach for personalized explanation generation. Experiments on three widely-used benchmark datasets with multiple evaluation metrics demonstrated that EmoTER consistently outperforms existing state-of-the-art explanation generation models in terms of robustness of emotion distribution, text quality, and explainability.

The next steps in this research will involve paying attention to the possible dataset biases and further exploring fairer methods to generate explanations for recommendation systems. Moreover, we will extend our framework to emotion-aware multi-modal explanations and develop our solution for explainable conversational recommendations, which significantly needs the emotional elements to enhance the user engagement with various informational systems, including conversational agents.

REFERENCES

- [1] Nabihah Asghar, Pascal Poupart, Jesse Hoey, Xin Jiang, and Lili Mou. 2017. Affective Neural Response Generation. arXiv:1709.03968 [cs.CL]
- [2] Krisztian Balog and Filip Radlinski. 2020. Measuring Recommendation Explanation Quality: The Conflicting Goals of Explanations. (2020), 10. <https://doi.org/10.1145/3397271.3401032>
- [3] Satyanjeev Banerjee and Alon Lavie. 2005. METEOR: An automatic metric for MT evaluation with improved correlation with human judgments. In *Proceedings of the acl workshop on intrinsic and extrinsic evaluation measures for machine translation and/or summarization*. 65–72.
- [4] Ronan Le Bras, Swabha Swayamdipta, Chandra Bhagavatula, Rowan Zellers, Matthew Peters, Ashish Sabharwal, and Yejin Choi. 2020. Adversarial Filters of Dataset Biases. In *Proceedings of the 37th International Conference on Machine Learning (Proceedings of Machine Learning Research, Vol. 119)*, Hal Daumé III and Aarti Singh (Eds.). PMLR, 1078–1088. <https://proceedings.mlr.press/v119/bras20a.html>
- [5] Hanxiong Chen, Xu Chen, Shaoyun Shi, and Yongfeng Zhang. 2021. Generate natural language explanations for recommendation. *arXiv preprint arXiv:2101.03392* (2021).
- [6] Hanxiong Chen, Xu Chen, Shaoyun Shi, and Yongfeng Zhang. 2021. Generate Natural Language Explanations for Recommendation. *CoRR abs/2101.03392* (2021). arXiv:2101.03392 <https://arxiv.org/abs/2101.03392>
- [7] Xu Chen, Hanxiong Chen, Hongteng Xu, Yongfeng Zhang, Yixin Cao, Zheng Qin, and Hongyuan Zha. 2019. Personalized fashion recommendation with visual explanations based on multimodal attention network: Towards visually explainable recommendation. In *Proceedings of the 42nd International ACM SIGIR Conference on Research and Development in Information Retrieval*. 765–774.
- [8] Xu Chen, Zheng Qin, Yongfeng Zhang, and Tao Xu. 2016. Learning to rank features for recommendation over multiple categories. In *Proceedings of the 39th International ACM SIGIR conference on Research and Development in Information Retrieval*. ACM, 305–314.
- [9] Pierre Colombo, Wojciech Witon, Ashutosh Modi, J. Kennedy, and Mubbasir Kapadia. 2019. Affect-Driven Dialog Generation. In *NAACL*.
- [10] Dorottya Demszky, Dana Movshovitz-Attias, Jeongwoo Ko, Alan Cowen, Gaurav Nemade, and Sujith Ravi. [n. d.]. GoEmotions: A Dataset of Fine-Grained Emotions. ([n. d.]). arXiv:2005.00547v2 <https://github.com/dewarim/>
- [11] Jacob Devlin, Ming-Wei Chang, Kenton Lee, and Kristina Toutanova. 2019. BERT: Pre-training of Deep Bidirectional Transformers for Language Understanding. arXiv:1810.04805 [cs.CL]
- [12] Reinhard Fiehler. 2002. How to do emotions with words: Emotionality in conversations. In *The verbal communication of emotions*. Psychology Press, 87–114.
- [13] Martin E Ford. 1992. *Motivating humans: Goals, emotions, and personal agency beliefs*. Sage.
- [14] Sayan Ghosh, Mathieu Chollet, Eugene Laksana, Louis-Philippe Morency, and Stefan Scherer. 2017. Affect-LM: A Neural Language Model for Customizable Affective Text Generation. In *Proceedings of the 55th Annual Meeting of the Association for Computational Linguistics (Volume 1: Long Papers)*. 634–642.
- [15] Tushar Goswamy, Ishika Singh, Ahsan Barkati, and Ashutosh Modi. 2020. Adapting a language model for controlled affective text generation. In *Proceedings of the 28th International Conference on Computational Linguistics*. 2787–2801.
- [16] Jonathan L Herlocker, Joseph A Konstan, and John Riedl. 2000. Explaining collaborative filtering recommendations. In *Proceedings of the 2000 ACM conference on Computer supported cooperative work*. ACM, 241–250.
- [17] Sepp Hochreiter and Jürgen Schmidhuber. 1997. Long Short-Term Memory. *Neural Computation* 9, 8 (1997), 1735–1780. <https://doi.org/10.1162/neco.1997.9.8.1735>
- [18] Yen-Hao Huang, Ssu-Rui Lee, Mau-Yun Ma, Yi-Hsin Chen, Ya-Wen Yu, and Yi-Shin Chen. [n. d.]. EmotionX-IDEA: Emotion BERT-an Affectional Model for Conversation. ([n. d.]). arXiv:1908.06264v1 <http://nlp.mathcs.emory.edu>
- [19] Fazel Keshtkar and Diana Inkpen. 2011. A Pattern-Based Model for Generating Text to Express Emotion. In *Affective Computing and Intelligent Interaction*, Sidney D’Mello, Arthur Graesser, Björn Schuller, and Jean-Claude Martin (Eds.). Springer Berlin Heidelberg, Berlin, Heidelberg, 11–21.
- [20] Suin Kim, JinYeong Bak, and Alice Haeyun Oh. 2012. Do you feel what i feel? social aspects of emotions in twitter conversations. In *Sixth International AAAI Conference on Weblogs and Social Media*.
- [21] Maximilian Köper, Evgeny Kim, and Roman Klinger. 2017. IMS at EmoInt-2017: Emotion Intensity Prediction with Affective Norms, Automatically Extended Resources and Deep Learning. In *Proceedings of the 8th Workshop on Computational Approaches to Subjectivity, Sentiment and Social Media Analysis*. Association for Computational Linguistics, Copenhagen, Denmark, 50–57. <https://doi.org/10.18653/v1/W17-5206>
- [22] Preethi Lahoti, Alex Beutel, Jilin Chen, Kang Lee, Flavien Prost, Nithum Thain, Xuezhi Wang, and Ed H Chi. 2020. Fairness without demographics through adversarially reweighted learning. *arXiv preprint arXiv:2006.13114* (2020).
- [23] Patrick Lewis, Pontus Stenetorp, and Sebastian Riedel. 2021. Question and Answer Test-Train Overlap in Open-Domain Question Answering Datasets. In *Proceedings of the 16th Conference of the European Chapter of the Association for Computational Linguistics: Main Volume*. Association for Computational Linguistics, Online, 1000–1008. <https://doi.org/10.18653/v1/2021.eacl-main.86>
- [24] Lei Li, Yongfeng Zhang, and Li Chen. 2020. Generate Neural Template Explanations for Recommendation. (2020). <https://doi.org/10.1145/3340531.3411992>
- [25] Lei Li, Yongfeng Zhang, and Li Chen. 2021. EXTRA: Explanation Ranking Datasets for Explainable Recommendation. arXiv:2102.10315 [cs.IR]
- [26] Lei Li, Yongfeng Zhang, and Li Chen. 2021. Personalized Transformer for Explainable Recommendation. *ACL* (2021).
- [27] Chin-Yew Lin. 2004. ROUGE: A Package for Automatic Evaluation of Summaries. In *Text Summarization Branches Out*. Association for Computational Linguistics, Barcelona, Spain, 74–81. <https://www.aclweb.org/anthology/W04-1013>
- [28] Evan Z Liu, Behzad Haghgoo, Annie S Chen, Aditi Raghunathan, Pang Wei Koh, Shiori Sagawa, Percy Liang, and Chelsea Finn. 2021. Just Train Twice: Improving Group Robustness without Training Group Information. In *Proceedings of the 38th International Conference on Machine Learning (Proceedings of Machine Learning Research, Vol. 139)*, Marina Meila and Tong Zhang (Eds.). PMLR, 6781–6792. <https://proceedings.mlr.press/v139/liu21f.html>
- [29] Tom McCoy, Ellie Pavlick, and Tal Linzen. 2019. Right for the Wrong Reasons: Diagnosing Syntactic Heuristics in Natural Language Inference. In *Proceedings of the 57th Annual Meeting of the Association for Computational Linguistics*. Association for Computational Linguistics, Florence, Italy, 3428–3448. <https://doi.org/10.18653/v1/P19-1334>
- [30] Saif M. Mohammad. 2018. Word Affect Intensities. In *Proceedings of the 11th Edition of the Language Resources and Evaluation Conference (LREC-2018)*. Miyazaki, Japan.
- [31] Junhyun Nam, Hyuntak Cha, Sungsoo Ahn, Jaeho Lee, and Jinwoo Shin. 2020. Learning from failure: Training debiased classifier from biased classifier. *arXiv preprint arXiv:2007.02561* (2020).
- [32] Jianmo Ni, Jiacheng Li, and Julian McAuley. 2019. Justifying recommendations using distantly-labeled reviews and fine-grained aspects. In *Proceedings of the 2019 Conference on Empirical Methods in Natural Language Processing and the 9th International Joint Conference on Natural Language Processing (EMNLP-IJCNLP)*. 188–197.
- [33] Kishore Papineni, Salim Roukos, Todd Ward, and Wei-Jing Zhu. 2002. Bleu: a Method for Automatic Evaluation of Machine Translation. In *Proceedings of the 40th Annual Meeting of the Association for Computational Linguistics*. Association for Computational Linguistics, Philadelphia, Pennsylvania, USA, 311–318. <https://doi.org/10.3115/1073083.1073135>
- [34] Brian Parkinson. 1996. Emotions are social. *British journal of psychology* 87, 4 (1996), 663–683.
- [35] Robert Plutchik. 1962. The Emotions: Facts. *Theories and a New Model*, New York (1962).
- [36] Robert Plutchik. 1994. The psychology and biology of emotion.
- [37] Alec Radford, Jeff Wu, Rewon Child, David Luan, Dario Amodei, and Ilya Sutskever. 2019. Language Models are Unsupervised Multitask Learners. (2019).
- [38] Zhaochun Ren, Shangsong Liang, Piji Li, Shuaiqiang Wang, and Maarten de Rijke. 2017. Social collaborative viewpoint regression with explainable recommendations. In *Proceedings of the tenth ACM international conference on web search and data mining*. ACM, 485–494.
- [39] Amélie Oksenberg Rorty. 1978. Explaining emotions. *The journal of philosophy* 75, 3 (1978), 139–161.
- [40] Shiori Sagawa*, Pang Wei Koh*, Tatsunori B. Hashimoto, and Percy Liang. 2020. Distributionally Robust Neural Networks. In *International Conference on Learning Representations*. <https://openreview.net/forum?id=ryxGuJrFvS>
- [41] Ashudeep Singh and Thorsten Joachims. 2018. Fairness of Exposure in Rankings. In *Proceedings of the 24th ACM SIGKDD International Conference on Knowledge Discovery and Data Mining* (London, United Kingdom). ACM, 2219–2228.
- [42] Ashish Vaswani, Noam Shazeer, Niki Parmar, Jakob Uszkoreit, Llion Jones, Aidan N Gomez, Łukasz Kaiser, and Illia Polosukhin. 2017. Attention is all you need. In *Advances in neural information processing systems*. 5998–6008.
- [43] Yadollah Yaghoobzadeh, Sorous Mehri, Remi Tachet des Combes, T. J. Hazen, and Alessandro Sordani. 2021. Increasing Robustness to Spurious Correlations using Forgettable Examples. In *Proceedings of the 16th Conference of the European Chapter of the Association for Computational Linguistics: Main Volume*. Association for Computational Linguistics, Online, 3319–3332. <https://doi.org/10.18653/v1/2021.eacl-main.291>
- [44] Yongfeng Zhang and Xu Chen. 2020. Explainable recommendation: A survey and new perspectives. *Foundations and Trends in Information Retrieval* (2020). <https://doi.org/10.1561/9781680836592>
- [45] Yongfeng Zhang, Guokun Lai, Min Zhang, Yi Zhang, Yiqun Liu, and Shaoping Ma. 2014. Explicit factor models for explainable recommendation based on phrase-level sentiment analysis. In *Proceedings of the 37th international ACM SIGIR conference on Research & development in information retrieval*. ACM, 83–92.
- [46] Hao Zhou, Minlie Huang, Tianyang Zhang, Xiaoyan Zhu, and Bing Liu. 2018. Emotional Chatting Machine: Emotional Conversation Generation with Internal and External Memory. arXiv:1704.01074 [cs.CL]