

# Language-guided Semantic Style Transfer of 3D Indoor Scenes

Bu Jin

University of Chinese Academy of Sciences  
Beijing, China  
jinbu18@mails.ucas.edu.cn

Hao Zhao

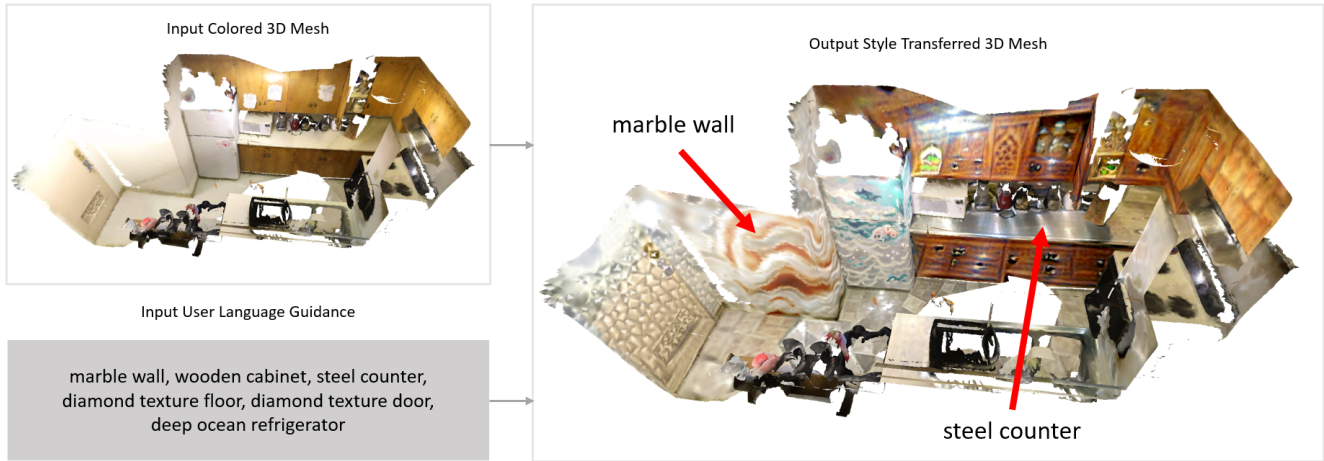
Peking University, Intel Labs  
Beijing, China  
zhao-hao@pku.edu.cn, hao.zhao@intel.com

Beiwen Tian

Tsinghua University  
Beijing, China  
tbw18@mails.tsinghua.edu.cn

Guyue Zhou

Tsinghua University  
Beijing, China  
zhouguyue@air.tsinghua.edu.cn



**Figure 1:** Our algorithm has two inputs: a colored 3D mesh which is the digital twin of a user’s room and a set of user-specified text prompts as guidance. The output is a style transferred 3D mesh following the language guidance.

## ABSTRACT

We address the new problem of language-guided semantic style transfer of 3D indoor scenes. The input is a 3D indoor scene mesh and several phrases that describe the target scene. Firstly, 3D vertex coordinates are mapped to RGB residues by a multi-layer perceptron. Secondly, colored 3D meshes are differentially rendered into 2D images, via a viewpoint sampling strategy tailored for indoor scenes. Thirdly, rendered 2D images are compared to phrases, via pre-trained vision-language models. Lastly, errors are back-propagated to the multi-layer perceptron to update vertex colors corresponding to certain semantic categories. We did large-scale qualitative analyses and A/B user tests, with the public ScanNet and SceneNN datasets. We demonstrate: (1) visually pleasing results that are potentially useful for multimedia applications. (2) rendering

Permission to make digital or hard copies of all or part of this work for personal or classroom use is granted without fee provided that copies are not made or distributed for profit or commercial advantage and that copies bear this notice and the full citation on the first page. Copyrights for components of this work owned by others than the author(s) must be honored. Abstracting with credit is permitted. To copy otherwise, or republish, to post on servers or to redistribute to lists, requires prior specific permission and/or a fee. Request permissions from [permissions@acm.org](mailto:permissions@acm.org).  
*PIES-ME '22, October 14, 2022, Lisboa, Portugal.*

© 2022 Copyright held by the owner/author(s). Publication rights licensed to ACM.  
ACM ISBN 978-1-4503-9500-7/22/10...\$15.00  
<https://doi.org/10.1145/3552482.3556555>

3D indoor scenes from viewpoints consistent with human priors is important. (3) incorporating semantics significantly improve style transfer quality. (4) an HSV regularization term leads to results that are more consistent with inputs and generally rated better. Codes and user study toolbox are available at <https://github.com/AIR-DISCOVER/LASST>.

## CCS CONCEPTS

• **Computing methodologies** → *Computer vision representations; Artificial intelligence; Computer vision; Computer vision representations; Appearance and texture representations.*

## KEYWORDS

3D Style Transfer, Differentiable Rendering, Vision and Language

## ACM Reference Format:

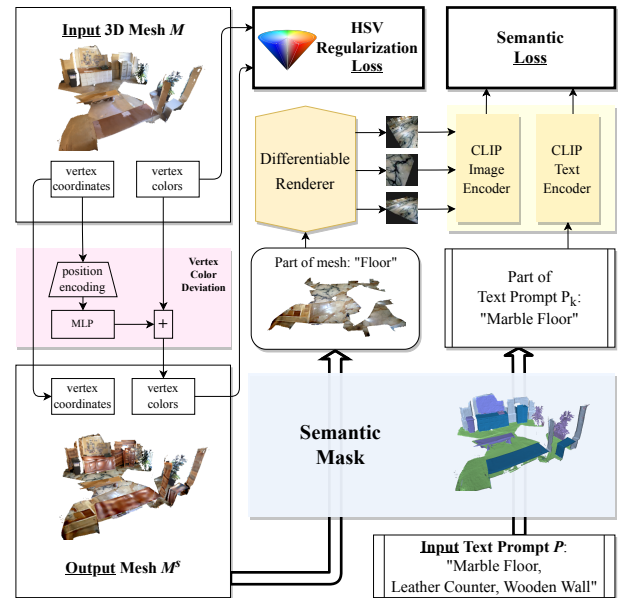
Bu Jin, Beiwen Tian, Hao Zhao, and Guyue Zhou. 2022. Language-guided Semantic Style Transfer of 3D Indoor Scenes. In *Proceedings of the 1st Workshop on Photorealistic Image and Environment Synthesis for Multimedia Experiments (PIES-ME '22), October 14, 2022, Lisboa, Portugal*. ACM, New York, NY, USA, 7 pages. <https://doi.org/10.1145/3552482.3556555>

## 1 INTRODUCTION

3D content creation and editing is a long-existing multimedia demand. With the surge of metaverse, tech giants and consumers are now looking forward to a high-quality virtual world that people can live in and interactive with. We study the problem of 3D indoor scene style transfer, which would promote the user experience of metaverse residents. Shown in Fig. 1, the system input is a colored 3D mesh as reconstructed by methods like VoxelHashing [24] or FlashFusion [9] and the output is a stylized version corresponding to certain user inputs. We achieve this goal with a new 3D style transfer algorithm with two notable features: language guidance and semantic awareness. Firstly, user inputs are specified by natural language, e.g., *marble wall* and *steel counter* in Fig. 1. This feature allows open-set arbitrary text inputs that are not restricted to pre-defined style sets. Secondly, our method stylizes different semantic regions separately, allowing a delicate control instead of treating the scene as a whole.

Language-driven synthesis of 2D images [25] and 3D style transfer via differentiable rendering [15] have both been demonstrated before. Recently, Text2Mesh [22] combines these two methods to build a system that modifies 3D object meshes according to natural language guidance. However, trivially applying the Text2Mesh method to 3D scenes cannot produce satisfactory results due to three reasons. Firstly, the Text2Mesh method randomly samples rendering viewpoints for objects, which is problematic for indoor scenes. The fundamental difference is that objects (e.g., a shoe) can be observed arbitrarily from any viewpoint but an indoor scene should be observed according to human viewing preference priors. Rendering indoor scenes from unnatural viewpoints leads to sub-optimal gradients from the vision-language model (VLM) because the VLM is pre-trained on natural images. Secondly, an indoor scene is composed of many semantic regions and treating the scene as a whole cannot fully leverage the semantic alignment between vision and language. For example, if the *counter* region in Fig. 1 is not known, the *steel* attribute would be transferred to other semantic regions. Thirdly, while transferring the style of an object into an exaggerated one is meaningful in many cases, indoor scene style transfer generally calls for consistent visual experience. A natural idea is to enforce a RGB regularization term between stylized meshes and input meshes. But empirically this loss term cannot effectively guarantee visual consistency.

In order to address aforementioned issues, we propose the LASST algorithm, short for **l**anguage-guided **s**emantic **s**tyle **t**ransfer of 3D indoor scenes. Firstly, we identify the importance of natural rendering viewpoints and design 6DoF pose priors consistent with human preference, which provide meaningful gradients from the VLM. Secondly, as inspired by 2D semantic style transfer [20][19], we introduce both ground truth and estimated semantic masks to facilitate aligned feature matching within semantic regions. In the forward pass, the whole scene is rendered, while in the backward pass, we apply the *stop gradient* trick to unrelated semantic regions. Thirdly, we leverage an HSV regularization loss to prevent the scene color from drifting too far from inputs, instead of using a regularization in the RGB space. This alternative leads to stylized meshes that are rated better in A/B user studies.



**Figure 2: Overview of the LASST algorithm.** The input is a colored 3D mesh  $M$  and a text prompt  $P$ . The output is a stylized mesh  $M^S$ . Input vertex coordinates are sent into a vertex color deviation network to generate color residues, which are added onto the input vertex color values. Semantic masks are acquired through either accessing the ground truth or running a scene parsing model. The stylized mesh is differentially rendered into multiple views and compared with the text prompt of a certain category  $P_k$  through a pre-trained CLIP. The VLM semantic loss and the HSV regularization loss are used to back-propagate gradients to only modify regions corresponding to certain semantics.

In order to illustrate the significance of these three points, we benchmark on the ScanNet dataset [5] and SceneNN dataset [12] with extensive qualitative analyses and A/B user tests. Clear conclusions are reached, showing that users prefer LASST results generated with natural viewpoints, semantic alignment and the HSV regularization.

To summarize, our contributions are as follows:

- We propose the LASST algorithm. To the best of our knowledge, LASST is the first solution for **l**anguage-guided **s**emantic **s**tyle **t**ransfer of 3D indoor scenes. It is potentially of interest to both multimedia researchers and practitioners.
- We demonstrate the importance of using natural rendering viewpoints for indoor scene style transfer.
- We design a simple but effective strategy based upon the stop gradient trick, to encourage semantic alignment between language guidance and visual data.
- We propose an HSV regularization loss that leads to results more consistent with inputs.
- We evaluate our design choices with a large-scale A/B user test and provide an open-source implementation of LASST.

## 2 RELATED WORKS

**Texturing 3D Meshes.** Successfully texturing 3D meshes requires numerical surface parameterization and state-of-the-art methods pursue conformal mappings [8], global consistency [29] and boundary awareness [16]. However, they do not apply to non-watertight scene meshes as reconstructed using RGB-D streams (e.g. the kitchen in Fig. 1). Bi *et al.* [1] develop a patch search and vote scheme for the texturing of reconstructed objects. Dessein *et al.* [6] introduce a Poisson regularization into the texture mapping problem on object surfaces. Huang *et al.* [13] trade off geometric details for texture quality using planar primitives. Waechter *et al.* [32] design a comprehensive pipeline for large-scale 3D reconstruction texturing, using photometric fidelity and smoothness regularizations. While most methods process readily reconstructed meshes, Zhou *et al.* [34] jointly optimize frame poses and texture. Different from these methods, we directly optimize mesh texture using neural network back-propagation, guided by user’s natural language input and being aware of semantics.

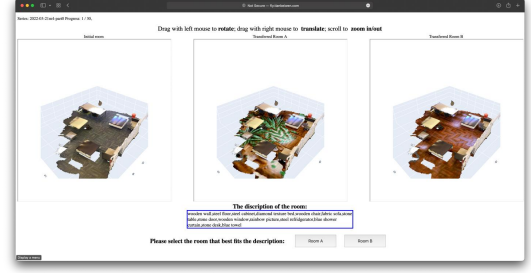
**3D Style Transfer.** Kato *et al.* [15] propose a soft surrogate for rasterization so that the rendering of meshes is turned into a differentiable operator. They also demonstrate the application of 3D style transfer with 2D input guidance. Other differentiable renering formulations like OpenDR [18], Soft Rasterizer [17] and DIB-Renderer [3] also support 3D style transfer in a similar scheme. 3DStyleNet [33] formulates a feed-forward network trained with content and style losses imposed on differentiable renderings. Patch-based methods are also used to stylize 3D models [10][31]. 3D style transfer on point clouds [2] has also been demonstrated. StyleMesh [11] formulates a 3D mesh style transfer algorithm using depth and normal statistics. To the best of our knowledge, LASST is the first algorithm that achieve visually pleasing 3D semantic style transfer using language guidance.

**Language-guided Synthesis.** CLIP [26] is a successful vision-language model that models the affinity of RGB images and concepts expressed in texts. Except for its surprising zero-shot classification performance on ImageNet [28], CLIP can be used as a *loss function* for visual synthesis. Optimizing the image encoder input to minimize its distance with text prompts leads to compelling image generation results [27]. When combined with diffusion probabilistic models, the visual quality is strengthened [23]. StyleCLIP [25] exploits CLIP text embedding to search for optimization directions in pre-trained StyleGAN models [14]. Text2Mesh [22] achieves text-driven editing of 3D objects, but has not demonstrate semantic editing results for large indoor scenes. Interestingly, CLIPort [30] recently shows that pre-trained VLM can be used to generate manipulation control sequences according to human command.

## 3 METHOD

### 3.1 Overview

We give an overview of the LASST algorithm, as illustrated in Fig. 2. An indoor scene  $M$  is represented in the 3D mesh format with vertices denoted by  $V \in \mathbb{R}^{n \times 3}$  and faces denoted by  $F \in K^{3 \times m}$ ,  $K \in [1, 2, \dots, n]$ . Each vertex  $v_i$  has an initial color and an associated semantic label, which could be ground truth or prediction. The initial colors of a mesh are denoted as  $C^{ini}$ . The input text prompt is



**Figure 3: Our online user study interface. Users interact with 3D models and select a result that better fits the text prompt.**

denoted by  $P_k$ , where  $k$  is the index of sub-prompts and corresponds to a specific semantic category we aim to stylize.

We perform style transfer for indoor scenes by optimizing a style transfer network through back-propagation. We refer to our style transfer network as VCDN (Vertex Color Deviation Network) as it takes vertex coordinates as input and leverages a multilayer perceptron to predict the color deviation of vertices. Adding the predicted deviation to the original colors of the input scene  $M$  results in a stylized scene  $M^S$ .

Then, a differentiable renderer [7] is exploited to obtain the rendering results of the stylized scene from several appropriate viewpoints. To compare the semantics in different modalities, we utilize a pre-trained CLIP model [26] to extract the features of the rendered images and the input text prompt. The negation of cosine similarity between the features are calculated as the loss to optimize (denoted by  $\mathcal{L}_{sem}$ ). We also calculate the statistical difference between the stylized and initial scenes in the HSV color space as an additional regularization loss  $\mathcal{L}_{hsv}$  to control the deviation from the input scenes. Finally we back-propagate the sum of the losses to optimize VCDN with the CLIP model frozen, while masking out gradients that do not belong to specific semantic regions.

### 3.2 Vertex Color Deviation Network

As the name suggests, our VCDN predicts the residues  $C^{res}$  of vertex colors that deviate from  $C^{ini}$ . For each scene, we normalize the input vertex coordinates into a unit ball first. Then for each vertex  $v_i \in V$ , its position encoding  $PE(v_i)$  can be computed by:


$$PE(v_i) = [\cos(2\pi \mathbf{B}v_i), \sin(2\pi \mathbf{B}v_i)]^T \quad (1)$$

where  $\mathbf{B}$  is a random matrix whose values are sampled from Gaussian distributions. The position encoding  $PE(v_i)$  is sent to a multi-layer perceptron  $\phi$  to get the vertex color residues  $C^{res}$ :

$$C^{res} = \phi(PE(v_i)) \quad (2)$$

Finally the stylized mesh  $M^S$  is generated by adding the predicted vertex color residues  $C^{res}$  to initial vertex colors  $C^{ini}$ . The vertex color of  $M^S$  is  $C^{res} + C^{ini}$ . Then the  $M^S$  is passed to the renderer as input to calculate the semantic loss.





**Figure 4: Our sampling strategy generates better results than Text2Mesh’s random sampling strategy. The lower two rows are the intermediate rendering results of the scene in the rightmost column, for the *steel refrigerator* prompt.**

### 3.3 Semantic Loss via Pre-trained VLM

We define a differentiable renderer  $\mathcal{R}$  that renders the 3D stylized mesh  $M^S$  into 2D images. To focus on the objects of interest, we render the mesh from views  $\theta_j$ ,  $j = 1, \dots, n_v$  (see Sec. 3.6):

$$I_j = \mathcal{R}(M^S, \theta_j, f_j), j = 1, \dots, n_v \quad (3)$$

where  $f_j$  is the focal length of the camera, resulting in  $n_v$  rendered images  $I_j$ . To map the rendered images and text prompt  $P_k$  to the same high-dimensional space, we exploit a large pre-trained vision-language model CLIP as our embedding tool. Along with text prompt  $P_k$ , the rendered images  $I_j$  are passed as input to the CLIP model:

$$S^I = \frac{1}{n_v} \sum_j E_{img}(I_j) \in \mathbb{R}^{512} \quad (4)$$

$$S^{P_k} = E_{text}(P_k) \in \mathbb{R}^{512} \quad (5)$$

where  $S^I$  and  $S^{P_k}$  are in the same multi-modal embedding space the CLIP creates. Then we define the image-text semantic loss  $\mathcal{L}_{sem}$  as the opposite number of the cosine similarity between  $S^I$  and  $S^{P_k}$ :

$$\mathcal{L}_{sem} = -\text{sim}_{\cos}(S^I, S^{P_k}) \quad (6)$$

### 3.4 Local Awareness

With the semantic mask of the input labels  $l$ , the stylized room is separated into two parts: mesh with target label  $M^l$  and mesh with other label  $M^{\bar{l}}$ . In the forward process, the whole room mesh is passed to the renderer  $\mathcal{R}$  to get the images of the room (instead of only some objects in it), see Fig. 4. While in the backward process,

the gradient of the  $M^{\bar{l}}$  is masked out. The whole process can be formulated as:

$$I_j = \mathcal{R}(M^l, \theta_j, f_j) + \mathcal{R}^{SG}(M^{\bar{l}}, \theta_j, f_j) \quad (7)$$

where  $\mathcal{R}$  and  $\mathcal{R}^{SG}$  are differentiable renderers. The superscript *SG* denotes Stop Gradient trick.

### 3.5 HSV Regularization

The HSV regularization is exploited to prevent the scene color from drifting too far from inputs. For each vertex  $v_i$  with RGB color  $(R, G, B)$ , its color in HSV color space is given by:

$$H = \begin{cases} 0^\circ, & \max = \min \\ 60^\circ + \frac{G-B}{\max-\min} + 0^\circ, & \max = R, B \leq G \\ 60^\circ + \frac{G-B}{\max-\min} + 360^\circ, & \max = R, B > G \\ 60^\circ + \frac{B-R}{\max-\min} + 120^\circ, & \max = G \\ 60^\circ + \frac{R-G}{\max-\min} + 240^\circ, & \max = B \end{cases} \quad (8)$$

$$S = \begin{cases} 0, & \max = 0 \\ 1 - \frac{\min}{\max}, & \text{otherwise} \end{cases} \quad (9)$$

$$V = \max \quad (10)$$

where  $\max$  is the maximum of R,G,B and  $\min$  is the minimum. Note that  $H = 0^\circ$  and  $H = 360^\circ$  represent the same hue. Given an original mesh and its stylized mesh, we acquire HSV color  $(h_1, s_1, v_1)$  and  $(h_2, s_2, v_2)$ . Then the HSV loss is calculated by:

$$\mathcal{L}_{HSV} = w_1 \mu[(\cos h_1 - \cos h_2) + (\sin h_1 - \sin h_2)] + w_2 \mu(s_1 - s_2) + w_3 \mu(v_1 - v_2) \quad (11)$$

where  $\mu(x)$  is the average value of  $x$  on all vertices and  $w_i$  is hyperparameter which controls the weight of HSV loss.

### 3.6 Viewpoint Selection

As mentioned before, during each optimization procedure we stylize one semantic region in an indoor scene. Therefore we, or the camera, should focus on the target region to prevent the situation that the rendered images fully or largely ignore our targets.

Given a mesh that has been normalized into a unit ball, we first choose a viewpoint  $\theta$  and a focal length  $f$  randomly. Then we apply random disturbance to the viewpoint and focal length, resulting in  $\theta'$  and  $f'$ . We get the rendered image from renderer defined previously using parameters  $\theta'$  and  $f'$ . Then we compute the ratio  $R$  of the target region in the full image and choose  $n_v$  images where  $R \in (R_{min}, R_{max})$ . The  $R_{min}$  ensures that an enough portion of pixels of the rendered images display the target region while the  $R_{max}$  keep the focal length in a reasonable scale so that most part of the target region is visible. Then we apply  $\theta_j, f_j$  to the renderer when we train the Vertex Color Deviation Network.

Additionally, for a camera located in coordinates  $(x,y,z)$ , the camera pitch angle  $\vec{\gamma}$  is computed as:

$$\vec{\gamma} = (-z \times x, -z \times y, x \times x + y \times y) \quad (12)$$

which prevents the room to be rendered from an unnatural angle (e.g., the upside down cases in Fig. 4).




Figure 5: Without semantic region masks, the style prompts are wrongly transferred.




Figure 6: With the HSV regularization term, LASST generates style transfer results that look more similar with the input.

## 4 EXPERIMENTS

In this section, we introduce the implementation details and experimental designs. Then we provide ablation studies of the proposed design choices, both qualitatively and quantitatively.

### 4.1 Dataset

The datasets used in our methods include the ScanNetV2 dataset [5] and SceneNN dataset [12]. ScanNetV2 is a large-scale RGB-D video dataset with 3D reconstructions of indoor scenes with over 1500 scans. SceneNN is an RGB-D scene dataset consisting of more than 100 indoor scenes. All scenes are reconstructed into triangle meshes and have per-vertex and per-pixel annotation.

### 4.2 Implementation Details

For each semantic part of the scene, we update the VCD network for 700 iterations using an Adam optimizer.

The differentiable renderer used in our framework is provided by Kaolin python library [7]. For each forward pass, we render the scenes with  $n_v = 5$  selected viewpoints without shading. The  $R_{min}$  and  $R_{max}$  are 0.25 and 0.70 respectively in our selection.

As augmentations, we adopt random resizing and cropping to the rendered results and apply random perspective transforms to the images. Augmented images, along with text prompts, are sent to a pre-trained ViT-B/32 CLIP model to extract features for semantic loss calculation.

The hsv loss weight ( $w_1, w_2, w_3$ ) in our experiments is (0.2, 0.3, 0.3), which is obtained from user study results.

### 4.3 User Study Protocol

We conduct the quantitative experiments by user study with an interactive web-based program, which we build to collect human preferences of scene pairs in the ablation studies. Each scene pair for comparison consists of two scenes stylized from the same initial scene with the same text prompt but with different experiment settings. Users are asked to selected one that better fits the text prompts from the two stylized scenes. During experiments, we divide the scene pairs into groups of 30 to avoid inaccuracy caused by boredom of users. Each of 40 users checked  $10 \times 30$  pairs of comparisons.

We show the layout of our user study tool in Fig.3. The original scene and two different stylized scenes are displayed as wavefront-format 3D models in the web pages. By dragging and scrolling, users are free to zoom in or out as well as translate and rotate each one of the models to observe from a better viewpoint.

### 4.4 Ablation Study

We conduct comprehensive ablation study on multiple datasets to investigate the capability of our LASST algorithm.

**Viewpoint Selection.** We investigate the effects of our viewpoint sampling strategy compared with the strategy in Text2Mesh [22] with random camera position and fixed camera pitch direction, as is shown in Fig. 4. In the lower two rows, we visualize intermediate rendering results. Our renderer focuses on the target object with input label (e.g., refrigerator), while the Text2Mesh sampling ignores the position and pose of the target, leading to some rendered images under unnatural viewpoints, which deviate far from natural images used for CLIP pre-training. Also in Fig. 4 some results are displayed and we can see clearly our sampling method improves the final stylized room. As shown in Table. 1, 78.95% of user ratings prefer LASST sampling over Text2Mesh sampling.

**Semantic Mask.** In our method, we exploit semantic masks to apply stylization in specific regions of the room, instead of the whole room. The semantic mask helps LASST better align vision and language and stylize the room more precisely. For example in the first column of Fig. 5, given an initial room mesh and text prompt *steel table*, we expect a room with a steel table like the third row. But in the second row the whole room is stylized, which fails to meet the user’s demand. Moreover, graffiti-like english characters *STEEL* are attached to the wall. This is not surprising as vision language



Figure 7: The comparison between stylization with ground truth masks and predicted masks.

Table 1: Quantitative A/B user study results. The number means percentage of user tests that prefer A over B.

A/B Preference Rate	ScanNet	SceneNN
Sampling(LASST v.s. Text2Mesh)	78.95%	76.04%
Semantic Mask(w/ v.s. w/o)	86.98%	85.45%
Semantic Mask(GT v.s. Prediction)	71.43%	59.09%
Regularization(HSV v.s. None)	64.80%	65.07%
Regularization(HSV v.s. RGB)	60.51%	60.27%

Table 2: CLIP Score and Runtime Comparison. CLIP scores measures the compatibility between an image and a caption by cosine similarity.

Regularization	Sampling	CLIP Score	Optimization Time/s
None	LASST	0.2972	375.53
None	Text2Mesh	0.2744	355.27
RGB	LASST	0.2887	395.52
HSV	LASST	0.2669	385.84

models can understand characters in images, as demonstrated in the *OPENAI written on it* demo in <https://openai.com/blog/dall-e/>. Also, we try to style transfer the room with several prompts like "wooden floor, silk sofa, wooden table", which is shown in the last column of Fig. 5. Then whole room is stylized as a wooden room even if we have "silk sofa" in text prompt, which shows the stylization would miss some information in the text prompts without semantic mask. As shown in Table. 1, 86.98% of user ratings prefer results generated with semantic masks than without.

**HSV Regularization.** Our method uses HSV regularization to encourage consistency with initial scenes. We compare settings applying style transfer with or without HSV regularization. As is shown in Fig. 6, we find that the stylized room with HSV regularization well maintains the color impression of input scenes and still achieves good similarity with text prompts. For example given a room with text prompt *leather sofa* (see the first column of Fig. 6), both methods can stylize the input sofa as leather sofa. However, the result without regularization makes the sofa too bright and stand out in the scene context. As shown in Table. 1, 64.85% of user ratings prefer results generated with HSV regularization than without.

Additionally, we also compare the style transfer effects with RGB regularization. As shown in Table. 1, 60.51% of user ratings prefer results generated with HSV than RGB regularization.

**Using Estimated Semantic Masks.** In previous experiments, we conduct our experiments with the ground truth semantic masks. However, when stylizing an indoor scene in real multimedia applications, we need to first conduct semantic segmentation for the room. Thus we investigate the differences between the results with ground truth labels and estimated labels.

The room mesh is first passed as input to a semantic segmentation model, e.g. MinkowskiNet[4][21]. Then we exploit the output predicted labels and ground truth labels respectively in our framework. The semantic segmentation results and final stylized results are displayed in Fig. 7. We can see that the results with ground truth semantics and results with semantic prediction are generally the same, despite some regions with wrongly predicted labels (e.g., the wall between two refrigerators). As shown in Table. 1, 71.43% of user ratings prefer results generated with ground truth labels than estimated labels.

#### 4.5 CLIP Score and Runtime Comparison

Although A/B user test is the golden evaluation standard for multimedia applications, we also report the CLIP score after convergence in several settings. As shown in Table. 2, using our sampling strategy can improve the CLIP score from 0.2744 to 0.2972, when compared with Text2Mesh random sampling. This is understandable, because randomly sampled viewpoints leads to unnatural views that is *unfamiliar* to the CLIP model. Meanwhile, using a regularization (RGB or HSV) term inevitably impacts the main loss, but according to our user study the user preference is improved.

On average, the stylization of a room mesh in the ScanNet dataset or SceneNN dataset takes about six minutes on a single Nvidia V100 GPU. The optimization time is listed in Table. 2. When compared the optimization time in different settings and find that generally our design choices improve the style transfer quality with limited impact on algorithm speed.

## 5 CONCLUSION

In this paper we propose the first language-driven semantic style transfer algorithm for 3D indoor scenes, named LASST. The inputs are a 3D indoor scene mesh and several phrases specifying target styles. The mesh is rendered differentially into multiple 2D images and compared with text prompts in the feature space of a pre-trained vision language model. We identify the importance of better vision language alignment through semantic masks, a viewpoint sampling strategy that incorporates human viewing priors, and an

HSV regularization loss that discourages too much drift from input colors. With a large scale A/B user tests, we demonstrate that our design choices are well recognized. We also provide comprehensive qualitative results showing the pros and cons of our method.

## REFERENCES

- [1] Sai Bi, Nima Khademi Kalantari, and Ravi Ramamoorthi. 2017. Patch-based optimization for image-based texture mapping. *ACM Trans. Graph.* 36, 4 (2017), 106–1.
- [2] Xu Cao, Weimin Wang, Katashi Nagao, and Ryosuke Nakamura. 2020. Psnet: A style transfer network for point cloud stylization on geometry and color. In *Proceedings of the IEEE/CVF Winter Conference on Applications of Computer Vision*. 3337–3345.
- [3] Wenzheng Chen, Huan Ling, Jun Gao, Edward Smith, Jaakko Lehtinen, Alec Jacobson, and Sanja Fidler. 2019. Learning to predict 3d objects with an interpolation-based differentiable renderer. *Advances in Neural Information Processing Systems* 32 (2019).
- [4] Christopher Choy, JunYoung Gwak, and Silvio Savarese. 2019. 4d spatio-temporal convnets: Minkowski convolutional neural networks. In *Proceedings of the IEEE/CVF Conference on Computer Vision and Pattern Recognition*. 3075–3084.
- [5] Angela Dai, Angel X. Chang, Manolis Savva, Maciej Halber, Thomas Funkhouser, and Matthias Nießner. 2017. ScanNet: Richly-annotated 3D Reconstructions of Indoor Scenes. In *Proc. Computer Vision and Pattern Recognition (CVPR)*, IEEE.
- [6] Arnaud Dessein, William AP Smith, Richard C Wilson, and Edwin R Hancock. 2014. Seamless texture stitching on a 3D mesh by poisson blending in patches. In *2014 IEEE International Conference on Image Processing (ICIP)*. IEEE, 2031–2035.
- [7] Clement Fuji Tsang, Maria Shugrina, Jean Francois Lafleche, Towaki Takikawa, Jiehan Wang, Charles Loop, Wenzheng Chen, Krishna Murthy Jatavallabhula, Edward Smith, Artem Rozantsev, Or Perel, Tianchang Shen, Jun Gao, Sanja Fidler, Gavriel State, Jason Gorski, Tommy Xiang, Jianing Li, Michael Li, and Rev Lebedarian. 2022. Kaolin: A Pytorch Library for Accelerating 3D Deep Learning Research. <https://github.com/NVIDIAGameWorks/kaolin>.
- [8] Mark Gillespie, Boris Springborn, and Keenan Crane. 2021. Discrete conformal equivalence of polyhedral surfaces. *ACM Transactions on Graphics (TOG)* 40, 4 (2021), 1–20.
- [9] Lei Han and Lu Fang. 2018. FlashFusion: Real-time Globally Consistent Dense 3D Reconstruction using CPU Computing. In *Robotics: Science and Systems*, Vol. 1. 7.
- [10] Filip Hauptfleisch, Ondrej Texler, Aneta Texler, Jaroslav Krivánek, and Daniel Šykora. 2020. StyleProp: Real-time Example-based Stylization of 3D Models. In *Computer Graphics Forum*, Vol. 39. Wiley Online Library, 575–586.
- [11] Lukas Höllein, Justin Johnson, and Matthias Nießner. 2021. StyleMesh: Style Transfer for Indoor 3D Scene Reconstructions. *arXiv preprint arXiv:2112.01530* (2021).
- [12] Binh-Son Hua, Quang-Hieu Pham, Duc Thanh Nguyen, Minh-Khoi Tran, Lap-Fai Yu, and Sai-Kit Yeung. 2016. Scenenn: A scene meshes dataset with annotations. In *2016 fourth international conference on 3D vision (3DV)*. Ieee, 92–101.
- [13] Jingwei Huang, Angela Dai, Leonidas J Guibas, and Matthias Nießner. 2017. 3Dlite: towards commodity 3D scanning for content creation. *ACM Trans. Graph.* 36, 6 (2017), 203–1.
- [14] Tero Karras, Samuli Laine, and Timo Aila. 2019. A style-based generator architecture for generative adversarial networks. In *Proceedings of the IEEE/CVF conference on computer vision and pattern recognition*. 4401–4410.
- [15] Hiroharu Kato, Y. Ushiku, and Tatsuya Harada. 2018. Neural 3D Mesh Renderer. *2018 IEEE/CVF Conference on Computer Vision and Pattern Recognition* (2018), 3907–3916.
- [16] Minchen Li, Danny M Kaufman, Vladimir G Kim, Justin Solomon, and Alla Sheffer. 2018. OptCuts: Joint optimization of surface cuts and parameterization. *ACM Transactions on Graphics (TOG)* 37, 6 (2018), 1–13.
- [17] Shichen Liu, Tianye Li, Weikai Chen, and Hao Li. 2019. Soft rasterizer: A differentiable renderer for image-based 3d reasoning. In *Proceedings of the IEEE/CVF International Conference on Computer Vision*. 7708–7717.
- [18] Matthew M Loper and Michael J Black. 2014. OpenDR: An approximate differentiable renderer. In *European Conference on Computer Vision*. Springer, 154–169.
- [19] Ming Lu, Feng Xu, Hao Zhao, Anbang Yao, Yurong Chen, and Li Zhang. 2018. Exemplar-based portrait style transfer. *IEEE Access* 6 (2018), 58532–58542.
- [20] Ming Lu, Hao Zhao, Anbang Yao, Feng Xu, Yurong Chen, and Li Zhang. 2017. Decoder Network over Lightweight Reconstructed Feature for Fast Semantic Style Transfer. *2017 IEEE International Conference on Computer Vision (ICCV)* (2017), 2488–2496.
- [21] Liyi Luo, Beiwen Tian, Hao Zhao, and Guyue Zhou. 2021. Pointly-supervised 3D Scene Parsing with Viewpoint Bottleneck. *arXiv preprint arXiv:2109.08553* (2021).
- [22] Oscar Jarillo Michel, Roi Bar-On, Richard Liu, Sagie Benaim, and Rana Hanocka. 2021. Text2Mesh: Text-Driven Neural Stylization for Meshes. *ArXiv abs/2112.03221* (2021).
- [23] Alex Nichol, Prafulla Dhariwal, Aditya Ramesh, Pranav Shyam, Pamela Mishkin, Bob McGrew, Ilya Sutskever, and Mark Chen. 2021. Glide: Towards photorealistic image generation and editing with text-guided diffusion models. *arXiv preprint arXiv:2112.10741* (2021).
- [24] Matthias Nießner, Michael Zollhöfer, Shahram Izadi, and Marc Stamminger. 2013. Real-time 3D reconstruction at scale using voxel hashing. *ACM Transactions on Graphics (ToG)* 32, 6 (2013), 1–11.
- [25] Or Patashnik, Zongze Wu, Eli Shechtman, Daniel Cohen-Or, and D. Lischinski. 2021. StyleCLIP: Text-Driven Manipulation of StyleGAN Imagery. *2021 IEEE/CVF International Conference on Computer Vision (ICCV)* (2021), 2065–2074.
- [26] Alec Radford, Jong Wook Kim, Chris Hallacy, Aditya Ramesh, Gabriel Goh, Sandhini Agarwal, Girish Sastry, Amanda Askell, Pamela Mishkin, Jack Clark, et al. 2021. Learning transferable visual models from natural language supervision. In *International Conference on Machine Learning*. PMLR, 8748–8763.
- [27] Aditya Ramesh, Mikhail Pavlov, Gabriel Goh, Scott Gray, Chelsea Voss, Alec Radford, Mark Chen, and Ilya Sutskever. 2021. Zero-shot text-to-image generation. In *International Conference on Machine Learning*. PMLR, 8821–8831.
- [28] Olga Russakovsky, Jia Deng, Hao Su, Jonathan Krause, Sanjeev Satheesh, Sean Ma, Zhiheng Huang, Andrej Karpathy, Aditya Khosla, Michael Bernstein, et al. 2015. Imagenet large scale visual recognition challenge. *International journal of computer vision* 115, 3 (2015), 211–252.
- [29] Nicholas Sharp and Keenan Crane. 2018. Variational surface cutting. *ACM Transactions on Graphics (TOG)* 37, 4 (2018), 1–13.
- [30] Mohit Shridhar, Lucas Manuelli, and Dieter Fox. 2022. Cliport: What and where pathways for robotic manipulation. In *Conference on Robot Learning*. PMLR, 894–906.
- [31] Daniel Šykora, Ondřej Jamriška, Ondrej Texler, Jakub Fišer, Michal Lukáč, Jingwan Lu, and Eli Shechtman. 2019. StyleBlit: Fast Example-Based Stylization with Local Guidance. In *Computer Graphics Forum*, Vol. 38. Wiley Online Library, 83–91.
- [32] Michael Waechter, Nils Moehrl, and Michael Goesele. 2014. Let there be color! Large-scale texturing of 3D reconstructions. In *European conference on computer vision*. Springer, 836–850.
- [33] Kangxue Yin, Jun Gao, Maria Shugrina, Sameh Khamis, and Sanja Fidler. 2021. 3dstylenet: Creating 3d shapes with geometric and texture style variations. In *Proceedings of the IEEE/CVF International Conference on Computer Vision*. 12456–12465.
- [34] Qian-Yi Zhou and Vladlen Koltun. 2014. Color map optimization for 3d reconstruction with consumer depth cameras. *ACM Transactions on Graphics (ToG)* 33, 4 (2014), 1–10.