

New Parallel Order Maintenance Data Structure

Bin Guo

Department of Computing and Software
McMaster University
Canada
guob15@mcmaster.ca

Emil Sekerinski

Department of Computing and Software
McMaster University
Canada
emil@mcmaster.com

Abstract

The *Order-Maintenance* (OM) data structure maintains a total order list of items for insertions, deletions, and comparisons. As a basic data structure, OM has many applications, such as maintaining the topological order, core numbers, and truss in graphs, and maintaining ordered sets in Unified Modeling Language (UML) Specification. The prevalence of multicore machines suggests parallelizing such a basic data structure. This paper proposes a new parallel OM data structure that supports insertions, deletions, and comparisons in parallel. Specifically, parallel insertions and deletions are synchronized by using locks efficiently, which achieve up to 7x and 5.6x speedups with 64 workers. One big advantage is that the comparisons are lock-free so that they can execute highly in parallel with other insertions and deletions, which achieve up to 34.4x speedups with 64 workers. Typical real applications maintain order lists that always have a much larger portion of comparisons than insertions and deletions. For example, in core maintenance, the number of comparisons is up to 297 times larger compared with insertions and deletions in certain graphs. This is why the lock-free order comparison is a breakthrough in practice.

Keywords: order maintenance, insert, order, delete, parallel, multi-core, lock, lock-free

1 Introduction

The well-know *Order-Maintenance* (OM) data structure [2, 6, 19] maintains a total order of unique items in an order list, denoted as \mathbb{O} , by following three operations:

- **Order**(x, y): determine if x precedes y in the ordered list \mathbb{O} , supposing both x and y are in \mathbb{O} .
- **Insert**(x, y): insert a new item y after x in the ordered list \mathbb{O} , supposing x is in \mathbb{O} and y is not in \mathbb{O} .
- **Delete**(x): delete x from the ordered list \mathbb{O} , supposing x is in \mathbb{O} .

Application. There are many applications that require manipulating an ordered list of items. In [10, 14], given a directed graph, a *topological order* of all vertices are maintained, where u precedes v in topological order for all edges (u, v) in the graph. In [9, 22], given a undirected graph, a *k-order* of all vertices are used for core maintenance, where u is precedes

v in the peeling steps of core decomposition [1, 4, 13, 16, 20] for all edges (u, v) in the graph. Similarly, such *k-order* can be used for truss maintenance [21]. Also, ordered sets are widely used in Unified Modeling Language (UML) Specification [15], e.g., a display screen (an OS's representation) has a set of windows, but furthermore the set is ordered, so do the ordered bag and sequence. Nowadays, shared-memory multi-core machines are widely used, which motivates the efficient parallelization of the above algorithms. As a building block, it immediately suggests itself to parallelize the OM data structure.

Sequential. In the sequential case, the OM data structure has been well studied. The naive idea is to use a balanced binary search tree [5]. All three operations can be performed in $O(\log N)$ time, where there are at most N items in the ordered list \mathbb{O} . In [2, 6], the authors propose an OM data structure that supports all three operations in $O(1)$ time. The idea is that all items in \mathbb{O} are linked as a double-linked list. Each item is assigned a label to indicate its order. We can perform the **Order** operation by comparing the labels of two items by $O(1)$ time. Also, the **Delete** operation also costs $O(1)$ time without changing other labels. For the **Insert**(x, y) operation, y can be directly inserted after x with $O(1)$ time, if there exist label space between x and x 's successors; otherwise, a *relabel* procedure is triggered to rebalance the labels, which costs amortized $O(\log N)$ time per insertion. After introducing a list of sublists structure, the amortized running time of the relabel procedure can be optimized to $O(1)$ per insertion. Thus, the **Insert** operation has $O(1)$ amortized time.

Parallel. In the parallel or concurrent case, however, there exists little work [8, 19] to the best of our knowledge. In [8], the order list is split into multiple parts and organized as a B-tree, which sacrifices the $O(1)$ time for three operations for traversing the B-tree; also, the related nodes in B-tree are locked for synchronization. In [19], the Utterback et al. propose a parallel OM data structure specifically used for *series-parallel* (SP) maintenance, which identifies whether two accesses are logically parallel. Several parallelism strategies are present for the OM data structure combined with SP maintenance. We apply the strategy of splitting a full group into our new parallel OM data structure.

In this paper, we present a new OM data structure that support **Insert**, **Order**, and **Delete** operations executing in

parallel. In terms of parallel Insert and Delete operations, we use locks for synchronization without allowing interleaving. In the average case, there is a high probability that multiple Insert or Delete operations occur in different positions of \mathbb{O} so that these operations can execute completely in parallel. For the Order operation, we adopt a lock-free mechanism, which can always execute completely in parallel for any pair of items in \mathbb{O} . To implement the lock-free Order, we devise a new algorithm for Insert operation that always maintains the *Order Invariant* for all items, even if many relabel procedures are triggered. Here, the Order Invariant means the labels of items indicate their order correctly. When Insert operations always maintain the Order Invariant, we do not need to lock a pair of items when comparing their labels in parallel. In other words, lock-free Order operations are based on Insert operations that preserve the Order Invariant.

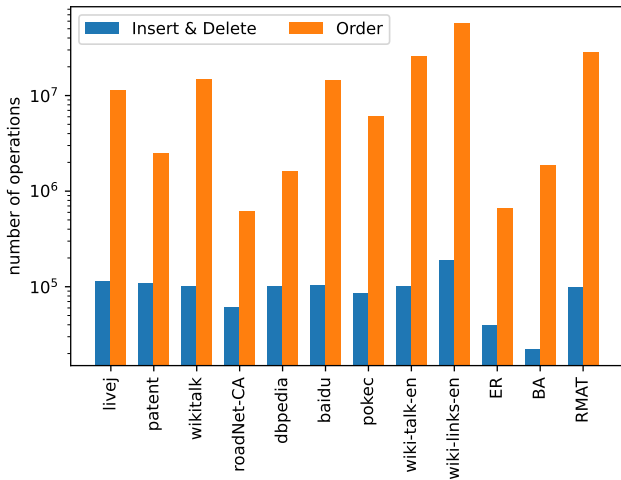


Figure 1. The number of OM operations for core maintenance by inserting 100,000 random edges into each graph.

Our new parallel lock-free Order operation is a breakthrough for real applications. Typically, for the OM data structure, a large portion of operations are comparing the order of two items. For example, in Figure 1, we show the number of OM operations for the core maintenance in [9] by randomly inserting 100,000 edges over 12 tested data graphs. We observe that the number of Order operations are much larger than the number of Insert and Delete operations, e.g., for the RMAT graph, the number of Order operations is about 287 times of the number of other operations. The reason is that graphs always have a much larger number of edges than vertices. The big advantage of our parallel Order operation is that it can execute highly in parallel without locking items, which is essential when trying to parallel the core maintenance algorithms.

We analyze our parallel OM operations in the work-depth model [5, 17], where the work, denoted as \mathcal{W} , is the total

number of operations that are used by the algorithm, and the depth, denoted as \mathcal{D} , is the longest length of sequential operations [12]. The expected running time is $O(\mathcal{W}/\mathcal{P} + \mathcal{D})$ by using \mathcal{P} workers with the load balance among \mathcal{P} workers. In particular, the work and depth terms are equivalent for sequential algorithms.

Parallel operation	Worst-case (O)			Best-case (O)		
	\mathcal{W}	\mathcal{D}	time	\mathcal{W}	\mathcal{D}	time
Insert	m^\dagger	m^\dagger	$\frac{m}{\mathcal{P}} + m^\dagger$	m^\dagger	1^\dagger	$\frac{m}{\mathcal{P}}$
Delete	m	m	$\frac{m}{\mathcal{P}} + m$	m	1	$\frac{m}{\mathcal{P}}$
Order	m	1	$\frac{m}{\mathcal{P}}$	m	1	$\frac{m}{\mathcal{P}}$

Table 1. The worst-case and best-case work, depth complexities of parallel OM operations, where m is the number of operations executed in parallel, \mathcal{P} is the total number of workers, and † is the amortized complexity.

Table 1 compares the worst-case and best-case work and depth complexities for three OM operations, given m operations in parallel. In the best case, all three operations have $O(m)$ work and $O(1)$ depth. However, the parallel Insert has worst-case $O(m)$ work and $O(m)$ depth; such a worst-case is easy to construct, e.g. m items are inserted into the same position of \mathbb{O} , and thus all insertions are reduced to sequential. The parallel Delete also has worst-case $O(m)$ work and $O(1)$ depth; but such a worst case only happens when all deletions cause a blocking chain, which has a very low probability. Especially, since the parallel Order is lock-free, it always has $O(m)$ work and $O(1)$ depth whatever in the worst or best case. This is why the parallel Order always has great speedups for multicore machines. The lock-free parallel Order is an important contribution in this work.

Additionally, we conduct extensive experiments on a 64-core machine over a variety of test cases to evaluate the parallelism of the new parallel OM data structure. In average case, with 64 workers, our parallel Insert and Delete achieve up to 7x and 5.6x speedups; especially, our parallel Order achieves up to 34.4x speedups.

The rest of this paper is organized as follows. The related work is in Section 2. The preliminaries are given in Section 3. Our parallel OM data structure is discussed in Section 4. We conduct experimental studies in Section 5 and conclude this work in Section 6.

2 Related Work

In [7], Dietz propose the first order data structure, which has Insert and Delete in $O(\log n)$ amortized time and Order in $O(1)$ time. In [18], Tsakalidis improves the update bound. In [6], Dietz et al. propose a fastest order data structure, which has Insert in $O(1)$ amortized time, Delete in $O(1)$ time, and Order in $O(1)$ time. In [2], Bender et al. propose significantly simplified algorithms that match the bounds in [6].

The special case of OM is the *file maintenance* problem. The file maintenance is to store n items in an array of size $O(n)$. It supports four operations, i.e., insert, delete, scan-right (scan next k items starting from e), and scan-left (analogous to scan-right).

The ORDER algorithm[22] is efficient for core maintenance in the sequential case. The main idea is that a k -order is explicitly maintained among vertices such that $u \leq v$ for each pair of vertices in a graph G . Here, a k -order, $(v_1 \leq v_2 \leq \dots \leq v_n)$, for each vertex v_i in a graph G , is an order that the core number determined by a core decomposition algorithm [1, 4, 13, 16, 20], e.g., BZ algorithm [1]. The k -order is implemented by double linked lists combined with min-heap, which requires $O(\log n)$ time for each *order operation* (like inserting an item between two vertices, removing one vertex, and comparing the order of two vertices). In [9], the OM data structure is adopted to maintain the k -order, which only requires $O(1)$ amortized time for each order operation. To parallelize the ORDER algorithm, we must firstly parallelize the OM data structure for maintaining the k -order in parallel.

3 Preliminary

In this section, for the OM data structure, we revisit the detailed steps of its sequential version [2, 6, 19]. This is a background to discuss the parallel version in the next section.

The idea is that items in the total order are assigned labels to indicate the order. Typically, each label can be stored as an $O(\log N)$ bits integer, where N is the maximal number of items in \mathbb{O} . Assume it takes $O(1)$ time to compare two integers. The Order operation requires $O(1)$ time by comparing labels; also, the Delete operation requires $O(1)$ time since all other labels are not affected.

In terms of the Insert operation, efficient implementations provide $O(1)$ amortized time. First, a *two-level* data structure [19] is used. That is, each item is stored in the bottom-list, which contains a *group* of consecutive elements; each group is stored in top-list, which can contain $\Omega(\log N)$ items. Both the top-list and the bottom-list are organized as double-linked lists, and we use $x.pre$ and $x.next$ to denote the predecessor and successor of x , respectively. Second, each item x has a top-label $L^t(x)$, which equals to x 's group label denoted as $L^t(x) = L(x.group)$, and bottom-label $L_b(x)$, which is x 's label. The L^t is in the range $[0, N^2]$ and L_b in the range $[0, N]$.

Initially, there are N' items contained in N' groups ($N' \leq N$), separately, where each group can have a top-label L with a N gap between neighbors and each item has a bottom-label L_b as $\lfloor N/2 \rfloor$.

Definition 3.1 (Order Invariant). The OM data structure maintains the Order Invariant for x precedes y in the total order, denoted as

$$x \leq y \equiv L^t(x) < L^t(y) \vee (L^t(x) = L^t(y) \wedge L_b(x) < L_b(y))$$

The OM data structure maintains the Order Invariant defined in Definition 3.1. In order words, to determine the order of x and y , we first compare their top-labels (group labels) of x and y ; if they are the same, we continually compare their bottom labels.

3.1 Insert

An Insert(\mathbb{O}, x, y) is implemented by inserting y after x in x 's bottom-list, assigning y an label $L_b(y) = \lfloor (L_b(x.next) - L_b(x))/2 \rfloor$, and set y in the same group as x with $y.group = x.group$ such that $L^t(y) = L^t(x)$. If y can successfully obtain a new label, then the insertion is complete in $O(1)$ time. Otherwise, e.g. $x.next$ has label $L_b(x) + 1$, the group is *full*, which triggers a *relabel* operation. The relabel has two steps. First, the full group is split into many new groups, each of which contains at most $\frac{\log N}{2}$ items, and new labels L_b are averagely assigned for items in new groups. Second, newly created groups are inserted into the top-list, if new group labels L^t can be assigned. Otherwise, we have to *rebalance* the group labels. That is, from the current group g , we will continually traverse the successors g' until $L(g') - L(g) > j^2$, where j is the number of traversed groups. Then, new group labels can be assigned to groups between g and g' with a $\frac{L(g') - L(g)}{j}$ gap, by which newly created groups can be successfully inserted in.

For the implementation of the Insert operation. There are three important features: (1) each group, stored in the top-list, contains $\Omega(\log N)$ items, so that the total number of insertions is $O(N/\log N)$; (2) the amortized cost of splitting groups is $O(1)$ per insert; (3) the amortized cost of inserting a new group into top-list is $O(\log N)$ per insert. Thus, each Insert operation only costs amortized $O(1)$ time.

Example 3.1 (Insert). In Figure 2, we show a simple example of OM data structure. The squares are groups located in a single double-linked top-list with a head h^t and a tail t^t . The cycles are items with pointers to their own groups, located in a single double-linked bottom-list. For simplicity, we choose $N = 2^4 = 16$, so that for items the top-labels L^t are 8-bit integers (above groups as group labels), and the bottom labels are 4-bit integers (below items).

Figure 2(a) shows an initial state of the two-level lists and labels. The top-list has head h^t and tail t^t labeled by 0 and $16^2 - 1$, respectively, and includes four groups g_1 to g_4 labeled with gap 16. The bottom-list has head h_b and tail t_b without labels, and includes four items v_1 to v_4 located in four groups g_1 to g_4 with same labels 7.

Figure 2(b) shows an intermediate state after a lot of Insert and Delete operations. We can see that there not exist label space between v_1 and v_2 . Both v_1 and v_2 are located in the group g_1 . We get that g_1 is full when inserting a new item after v_1 .

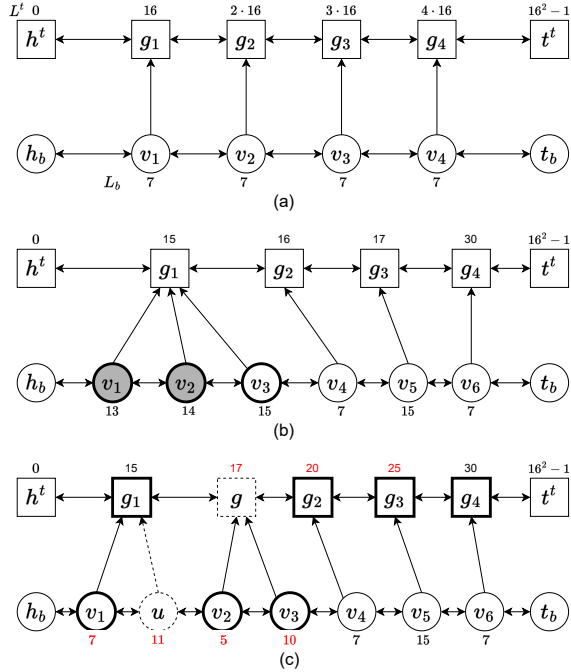


Figure 2. A example of the OM data structure with $N = 16$.

In Figure 2(c), a new item u will insert after v_1 . But the group g_1 is full (no label space after v_1), which will trigger a *relabel* process. That is, the group g_1 is split into two groups, g_1 and g ; the old group g_1 only has v_1 ; the new created group g contains v_2 and v_3 ; also, v_1 to v_3 are average assigned L_b within their own group. However, there is no label space between g_1 and g_2 to insert the new group g , which will trigger a *rebalance* process. That is, we traverse groups from g_1 to g_4 , where g_4 is the first that satisfies $L(g_4) - L(g_1) = 15 > j^2$ ($j = 3$). Then, both g_2 and g_3 are assigned new top-labels as 20 and 25, respectively, which have the gap as 5. Now, g can be inserted after g_1 with $L(g) = L(g_2) + (L(g_2) - L(g_1))/2 = 17$. Finally, we can insert u successfully after v_1 in g_1 , with $L_b(u) = L_b(v_1) + (15 - L_b(v_1))/2 = 11$.

3.2 Atomic Primitive

The CAS atomic primitive takes three arguments, a variable (location) x , an old value a and a new value b . It checks the value of the variable x , and if it equals the old value a , it updates the pointer to the new value b and then returns *true*; otherwise, it returns *false* to indicate that the updating fails.

3.3 Lock Implementation

OpenMP (Open Multi-Processing) [3] is an application programming interface (API) that supports multi-platform shared-memory multiprocessing programming in C, C++, and Fortran, on many platforms, instruction-set architectures, and operating systems. This paper uses OpenMP (version 4.5) as the threading library to implement the parallel algorithms.

In this work, the key issue is how to implement the locks for synchronization. One solution is to use the OpenMP lock, “omp_set_lock” and “omp_unset_lock”. Each worker will suspend the working task until the specified lock is available. The OpenMP lock will be efficient if a lot of work within the locked region.

The other solution is the spin lock, which can be implemented by the atomic primitive CAS. Given a variable x as a lock, the CAS will repeatedly check x , and set x from false to true if x is false. In other words, one worker will busy-wait the lock x until it is released by other workers without suspension. The spin lock will be efficient if significantly little work within the locked region exists. In this case, suspending has a higher cost than busy waiting for multiple workers. Typically, especially for our use cases, the large number of unsuccessful tries indicates the longer the worker should back off. We exponentially increases the *back off* time for each try [11].

4 Parallel OM Data Structure

In this section, we present the parallel version of the OM data structure. We start from the parallel Delete operations. Then, we discuss the parallel Insert operation and show that the Order Invariant is preserved at any steps including the reliable process, which is the main contribution of this work. Finally, we present the parallel Order operation, which is lock-free and thus can be executed highly in parallel.

4.1 Parallel Delete

The detail steps of parallel Delete operations are shown in Algorithm 1. For each item x in \mathbb{O} , we use a status $x.live$ to indicate x is in \mathbb{O} or removed. Initially $x.live$ is true. We use the atomic primitive CAS to set $x.live$ from true to false, and the repeated deleting x will return fail (line 1). In lines 2 - 6 and 13, we remove x from the bottom-list in \mathbb{O} . To do this, we first lock $y = x.pre$, x , and $x.next$ in order to avoid deadlock (lines 2 - 4). Here, after locking y , we have to check that y still equals $x.pre$ in case $x.pre$ is changed by other workers (line 3). Then, we can safely delete x from the the bottom-list, and set x 's *pre*, *next*, L_b , and *group* to empty (line 6). Finally, we unlock all locked items in reverse order (line 13). Do not forget that, for the group $g = x.group$, we need to delete g when it is empty, which is analogous to deleting x (lines 7 - 12).

We *logically* delete items by setting their flags (line 1). One benefit of such a method is that we can delay the *physical* deleting of items (lines 2 - 13). The physical deleting can be batched and performed lazily at a convenient time, reducing the overhead of synchronization. Typically, this trick is always used in linked lists for delete operations [11]. In his paper, we will not test the delayed physical delete operations.

Algorithm 1: Parallel-Delete(\mathbb{O}, x)

```

1 if not CAS( $x.live$ , true, false) then return fail
2  $y \leftarrow x.pre$ ; Lock( $y$ )
3 if  $y \neq x.pre$  then Unlock( $y$ ); goto line 1
4 Lock( $x$ ); Lock( $x.next$ )
5  $g \leftarrow x.group$ 
6 delete  $x$  from bottom-list; set  $x.pre$ ,  $x.next$ ,  $L_b(x)$ , and
    $x.group$  to  $\emptyset$ 
7 if  $|g| = 0 \wedge$  CAS( $g.live$ , true, false) then
8    $g' \leftarrow g.pre$ ; Lock( $g'$ )
9   if  $g' \neq g.pre$  then Unlock( $g'$ ); goto line 8
10  Lock( $g$ ); Lock( $g.next$ )
11  delete  $g$  from top-list; set  $g.pre$ ,  $g.next$ , and  $L(g)$  to  $\emptyset$ 
12  Unlock( $g.next$ ); Unlock( $g$ ); Unlock( $g'$ )
13 Unlock( $x.next$ ); Unlock( $x$ ); Unlock( $y$ );

```

Obviously, during the parallel Delete operations, the labels of other items are not affected and the order invariant is maintained.

Correctness. For deleting x , we always lock three items, $x.pre$, x , and $x.next$ in order. Therefore, there are no blocking cycles, and thus it is deadlock-free.

Complexities. Suppose there are m items to delete in the OM data structure. The total work is $O(m)$. In the best case, m items can be deleted in parallel by \mathcal{P} workers with $O(1)$ depth, so that the total running time is $O(m/\mathcal{P})$. In the worst-case, n items have to be deleted one by one, e.g. \mathcal{P} workers are blocked as a chain, with $O(m)$ depth, so that the total running time is $O(m/\mathcal{P} + m)$.

However, when deleting multiple items in parallel, the blocking chain is unlikely to appear, and thus the worst-case has a low probability to happen.

4.2 Parallel Insert

The detail steps of parallel Insert are shown in Algorithm 2 for inserting y after x . Within this operation, we should lock x and its successor $z = x.next$ in order (lines 1 and 7). For obtaining a new bottom-label for y , if x and z is in the same group, $L_b(z)$ is the right bound; otherwise, N is the right bound supposing L_b is a $(\log N)$ -bit integer (line 2). If there does not exist a label gap in the bottom-list between x and $x.next$, we know that $x.group$ is full, and thus the ReLabel procedure is triggered to make label space for y (line 3). Then, y is inserted into the bottom-list between x and $x.next$ (line 6), in the same group as x (line 4), by assigning a new bottom-label (line 5).

In the ReLabel(x) procedure, we will split the full group of x . We lock x 's group g_0 and g_0 's successor $g.next$ (line 9). We also lock all items $y \in g_0$ except x , as x is already locked in line 1 (line 10). To split the group g_0 into multiple new smaller groups, we traverse the items $y \in g_0$ in reverse order by three steps (lines 11 - 15). First, if there does not

exist a label gap in the top-list between g_0 and $g_0.next$, the Rebalance procedure is triggered to make label space for inserting a new group with assigned labels (lines 12 and 13). Second, we split $\frac{\log N}{2}$ items y from g_0 in reverse order to the new group g , which maintains the Order Invariant (line 14). Third, we assign new L_b to all items in the new group g by using the AssignLabel procedure (line 15), which also maintains the Order Invariant. The for-loop (lines 11 - 15) stop if less than $\frac{\log N}{2}$ items left in g_0 . We assign new L_b to all left items in g_0 by using the AssignLabel procedure (line 16). Finally, do not forget to unlock all locked groups and items (line 17).

In the Rebalance(g) procedure, we make label space after g to insert new groups. Starting from $g.next$, we traverse groups g' in order until $w > j^2$ by locking g' if necessary (g and $g.next$ are already locked in line 9), where j is the number of visited groups and w is the label gap $L(g') - L(g)$ (lines 19 - 22). That means j items will totally share $w > j^2$ label space. All groups, whose labels should be updated, are added to the set A (line 21). We assign new labels to all groups in A by using the AssignLabel procedure (line 23), which maintains the Order Invariant. Finally, do not forget to unlock groups locked in line 21 (line 24).

Especially, in the AssignLabel(A, \mathcal{L}, l_0, w) procedure, we assign labels without affecting the Order Invariant, where the set A includes all elements whose labels need to update, \mathcal{L} is the label function, l_0 is the starting label, and w is the label space. Note that, \mathcal{L} can correctly return the bounded labels, e.g., $L_b(x.next) = N$ when x is at the tail of its group $x.group$. For each $z \in A$ in order, we first correctly assign a temporary label $\bar{\mathcal{L}}(z)$ (line 27), which can replace its real label $\mathcal{L}(z)$ at the right time by using stack S (lines 28 - 32). Specifically, for each $z \in A$ in order, if its temporary label $\bar{\mathcal{L}}(z)$ is between $\mathcal{L}(z.pre)$ and $\mathcal{L}(z.next)$, we can safely replace its label by updating $\mathcal{L}(z)$ as $\bar{\mathcal{L}}(z)$ (lines 29 and 30), which maintains the Order Invariant; otherwise, z is added into the stack S for further propagation (line 32). For the propagation, when one element z replaces the labels (line 30), which means all elements in stack S can find enough label space, each $x \in S$ can be popped out by replacing its label (line 31). This propagation still maintains the order Invariant.

Example 4.1 (Parallel Insert). Continually, we use Figure 2 to show an example for the parallel Insert. In Figure 2(b), we lock v_1 and lock v_2 in order when inserting u after v_1 . However, there is no label space, and the group g_1 is full, which triggers the ReLabel procedure. For the first step of relabel, the other item v_3 in group g_1 are locked to split the group g_1 .

In Figure 2(c), we lock g_1 and g_2 in order when inserting a new group g after g_1 , which triggers the Rebalance procedure on the top-list. For rebalance, g_3 and g_4 are locked in order. The new temporal labels \bar{L}^t of g_2 and g_3 are generated as $\bar{20}$ and $\bar{25}$. To replace real labels with temporal

Algorithm 2: Parellel-Insert(\mathbb{O}, x, y)

```

1 Lock( $x$ );  $z \leftarrow x.next$ ; Lock( $z$ )
2 if  $x.group = z.group$  then  $b \leftarrow L_b(z)$  else  $b \leftarrow N$ 
3 if  $b - L_b(x) < 2$  then Relabel( $x$ );
4 insert  $y$  into bottom-list between  $x$  and  $x.next$ 
5  $L_b(y) = L_b(x) + \lfloor (b - L_b(x))/2 \rfloor$ 
6  $y.group \leftarrow x.group$ 
7 Unlock( $x$ ); Unlock( $z$ )

8 procedure Relabel( $x$ )
9    $g_0 \leftarrow x.group$ ; Lock( $g_0$ ); Lock( $g_0.next$ );
10  Lock all items  $y \in g_0$  with  $y \neq x$  in order
11  for  $y \in g_0$  in reverse order until less than  $\frac{\log N}{2}$  items
    left in  $g_0$  do
12    if  $L(g_0.next) - L(g_0) < 2$  then Rebalance( $g_0$ )
13    insert a new group  $g$  into the top-list after  $g_0$  with
       $L(g) = (L(g_0.next) - L(g_0))/2$ 
14    split out  $\frac{\log N}{2}$  items  $y$  into  $g$ 
15    AssignLabel( $g, L_b, 0, N$ )
16  AssignLabel( $g_0, L_b, 0, N$ )
17  Unlock  $g_0.next, g_0$ , and all items  $y \in g_0$  with  $y \neq x$ 

18 procedure Rebalance( $g$ )
19   $g' \leftarrow g.next$ ;  $j \leftarrow 1$ ;  $w \leftarrow L(g') - L(g)$ ;  $A \leftarrow \emptyset$ 
20  while  $w \leq j^2$  do
21     $A \leftarrow A \cup \{g'\}$ ;  $g' \leftarrow g'.next$ ; Lock( $g'$ )
22     $j \leftarrow j + 1$ ;  $w \leftarrow L(g') - L(g)$ 
23  AssignLabel( $A, L^t, L^t(g), w$ )
24  Unlock all locked groups in line 21.

25 procedure AssignLabel( $A, \mathcal{L}, l_0, w$ )
26   $S \leftarrow$  empty stack;  $k \leftarrow 1$ ;  $j \leftarrow |A| + 1$ 
27  for  $z \in A$  in order do  $\bar{L}(z) = l_0 + k \cdot w/j$ ;  $k \leftarrow k + 1$ 
28  for  $z \in A$  in order do
29    if  $\mathcal{L}(z.pre) < \bar{L}(z) < \mathcal{L}(z.next)$  then
30       $\mathcal{L}(z) \leftarrow \bar{L}(z)$ 
31      while  $S \neq \emptyset$  do  $x \leftarrow S.pop()$ ;  $\mathcal{L}(x) \leftarrow \bar{L}(x)$ 
32    else  $S.push(z)$ 

```

ones, we traverse g_2 and g_3 in order. First, we find that $L(g_1) < \bar{L}(g_2) < L(g_3)$ as $15 < 20 < 17$ is false, so that g_2 is added to the stack such that $S = \{g_2\}$. Second, when traversing g_3 , we find that $L(g_2) < \bar{L}(g_3) < L(g_4)$ as $16 < 25 < 30$ is true, so that $L(g_3)$ is replaced as 25. In this case, the propagation of S is begin and g_2 is popped out with $L(g_2)$ replace as 20. Finally, g_3 and g_4 are unlocked and the Rebalance procedure finish.

After rebalance, the new group g can be insert after g_1 with $L(g_1) = 17$. The relabeling continue. The item v_3 is spitted out to g with $L_b(v_3) = 15 \wedge L^t(v_3) = 17$ maintaining the Order Invariant; similarly, v_2 is also spitted out to g . Now, both v_2 and v_3 require to assign new \bar{L}_b by the AssignLable procedure. The new temporal label \bar{L}_b of v_2 and v_3 are generated as $\bar{5}$ and $\bar{10}$, respectively. For replacing, we traverse

v_2 and v_3 in order by two steps. First, for v_2 , we find that $\bar{L}_b(v_2) < L_b(v_3)$ is true, so that $L_b(v_2)$ is replaced as 5. Second, for v_3 , we find that $L_b(v_2) < \bar{L}_b(v_3)$ is true, so that $L_b(v_3)$ is replaced as 10. It has no propagation since the stack S is empty. Now, only one item v_1 is left in g_1 and $L_b(v_1)$ is set to 7. Finally, the new item u is insert after v_1 in g_1 with $L_b(u) = 11 \wedge L^t(u) = 15$.

Example 4.2 (Assign Label). In Figure 3, we show an example how the AssignLabel procedure preserve the Order Invariant. The label space is from 0 to 15 shown as indices. There are four items v_1, v_2, v_3 , and v_4 with initial old labels 1, 2, 3, and 14, respectively; also, four temporal labels, 3, 6, 9, and 12, are averagely assigned for them. We traverse items from v_1 to v_4 in order. First, v_1 and v_2 are added into the stack S . Second, v_3 can safely replace its old label with its new temporal label 9, which makes space for v_2 that is at the top of S . So, we pop out v_2 from S and v_2 get its new label 6, which make space for v_1 that is at the top of S . So, we pop out v_1 from S and v_1 get its new label 3. Finally, v_4 can safely get its new label 12. In a word, updating the v_3 's label will repeatedly make space for v_2 and v_1 in the stack. During such a process, we observe that when each time one old label updates as a new temporal label, the labels always correctly indicate the order. Therefore, the Order Invariant is always preserved.

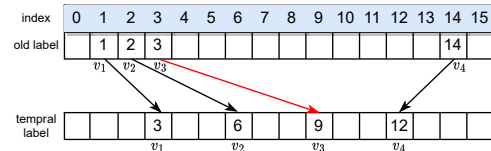


Figure 3. A example of the AssignLable procedure.

Correctness. All items and groups are locked in order. Therefore, there are no blocking cycles, and thus it is deadlock-free.

We should prove that the Order Invariant is preserved during parallel Insert operations. In Algorithm 2, there are two cases where the labels are updated, splitting groups (lines 11 - 15) and assigning labels (lines 15, 16, and 23) by using the AssignLabel procedure (lines 25 - 32).

Theorem 4.1. *When splitting full groups (line 14), the Order Invariant is preserved.*

Proof. The algorithm splits $\frac{\log N}{2}$ items y out from g_0 into the new group g (line 14), where each $y \in g_0$ is traversed in reverse order within the for-loop (lines 11 - 15). For this, the invariant of the for-loop is that y has largest L_b within g_0 ; the new group g has $L(g) > L(g_0)$; also, y satisfies the Order Invariant:

$$\begin{aligned}
 (\forall x \in g_0 : x \neq y \implies L_b(y) > L_b(x)) \\
 \wedge (L(g_0) < L(g)) \wedge (y.pre \leq y \leq y.next)
 \end{aligned}$$

We now argue the for-loop preserve this invariant:

- $\forall x \in g_0 : x \neq y \implies L_b(y) > L_b(x)$ is preserved as y is traversed in reserve order within g_0 and all other items y' that have $L_b(y) < L_b(y')$ are already spitted out from g_0 .
- $L(g_0) < L(g)$ is preserved as g is new inserted into top-list after g_0 .
- $y.pre \leq y$ is preserved as we have $y \in g \wedge y.pre \in g_0$ and $L(g_0) < L(g)$.
- $y \leq y.next$ is preserved as if y and $y.next$ all in the same group g , we have $L_b(y) < L_b(y.next)$; also, if y and $y.next$ in different groups, we have y is the first item moved to g or y is still located in g_0 , which their groups indicates the correct order.

At the termination of the for-loop, the group g is split into multiple groups preserving the Order Invariant. \square

Theorem 4.2. *When assigning labels by using the AssignLabel procedure (lines 25 - 32), the Order Invariant is preserved.*

Proof. The AssignLabel procedure (lines 25 - 32) assigns labels for all items $z \in A$. The temporal labels are first generated in advance (line 27). Then, the for-loop replaces the old label with new temporal labels (lines 28 - 32). The key issue is to argue the correctness of the inner while-loop (line 31). The invariant of this inner while-loop is that the top item in S has a temporal label that satisfies the Order Invariant:

$$(\forall y \in S : (y \neq S.top \implies y \leq S.top) \wedge y \leq z) \\ \wedge x = S.top \implies \mathcal{L}(x.pre) < \overline{\mathcal{L}}(x) < \mathcal{L}(x.next)$$

The invariant initially holds as $\mathcal{L}(z)$ is correctly replaced by the temporal label $\overline{\mathcal{L}}(z)$ in line 30 and z is $x.next$, so that $\overline{\mathcal{L}}(x) < \mathcal{L}(z)$; also, we have $(x.pre) < \overline{\mathcal{L}}(x)$ as if it is not satisfied, x should not been added into S , which causes contradiction. We now argue the while-loop (line 31) preserves this invariant:

- $\forall y \in S : (y \neq S.top \implies y \leq S.top) \wedge y \leq z$ is preserved as all items in S are added in order, so the top item always has the largest order; also, since all item in A are traversed in order, so z has the larger order than all item in S .
- $x = S.top \implies \overline{\mathcal{L}}(x) < \mathcal{L}(x.next)$ is preserved as $\mathcal{L}(x.next)$ is already replace by the temporal label $\overline{\mathcal{L}}(x.next)$ and x is precede $x.next$ by using temporal labels.
- $x = S.top \implies \mathcal{L}(x.pre) < \overline{\mathcal{L}}(x)$ is preserved as if such invariant is not satisfied, x should not been added into S and can be safely replace the label by its temporal label, which causes contradiction.

At the termination of the inner while-loop, we get $S = \emptyset$, so that all items that precede z have replaced new labels maintaining the Order Invariant. At the termination of the for-loop (lines 28 -32), all items in A have been replaced with new labels. \square

Complexities. For the sequential version, it is proven that the amortized time is $O(1)$. The parallel version has some refinement. That is, the AssignLabel procedure traverses the locked items two times for generating temporal labels and replacing the labels, which cost amortized time $O(1)$. Thus, supposing m items are inserted in parallel, the total amortized work is $O(m)$. In the best case, m items can be inserted in parallel by \mathcal{P} workers with amortized depth $O(1)$, so that the amortized running time is $O(m/\mathcal{P})$. In the worst-case, m items have to be inserted one-by-by, e.g. \mathcal{P} workers simultaneously insert items at the head of \odot with amortized depth $O(m)$, and thus the amortized running time is $O(m/\mathcal{P} + m)$.

The worst-case is easy to happen when all insertions accrued in the same position of \odot . Such worst-case can be improved by batch insertion. The idea is that we first allocate enough label space for m/\mathcal{P} items per worker, then \mathcal{P} workers can insert items in parallel. However, this simple strategy requires pre-processing of \odot and does not change the worst-case time complexity.

4.3 Parallel Order

The detail steps of the parallel Order is showed in Algorithm 3. When comparing the order of x and y , they can not be deleted (line 1). We first compare the top-labels of x and y (lines 2 - 5). Two variables, t and t' , obtain the values of $L^t(x)$ and $L^t(y)$ for comparison (line 2) and the result is stored as r . After that, we have to check $L^t(x)$ or $L^t(y)$ has been updated or not; if that is the case, we have to redo the whole procedure (line 5). Second, we compare the bottom-labels of x and y , if their top-labels are equal (lines 6 - 9). Similarly, two variables, b and b' , obtain the value of $L_b(x)$ and $L_b(y)$ for comparison (line 7) and the result is stored as r . After that, we have to check whether four labels are updated or not; if anyone label is the case, we have to *redo* the whole procedure (line 9). We can see our parallel Order is lock-free so that it can execute highly in parallel. During the order comparison, x or y can not be deleted (line 10). We return the result at line 11.

Algorithm 3: Parallel-Order(\odot, x, y)

```

1 if  $x.live = \text{false} \vee y.live = \text{false}$  then return fail
2  $t, t', r \leftarrow L^t(x), L^t(y), \emptyset$ 
3 if  $t \neq t'$  then
4    $r \leftarrow t < t'$ 
5   if  $t \neq L^t(x) \vee t' \neq L^t(y)$  then goto line 1
6 else
7    $b, b' \leftarrow L_b(x), L_b(y); r \leftarrow b < b'$ 
8   if  $t \neq L^t(x) \vee t' \neq L^t(y) \vee b \neq L_b(x) \vee b' \neq L_b(y)$ 
9     then
10    goto line 1
11 if  $x.live = \text{false} \vee y.live = \text{false}$  then return fail
12 return r

```

Example 4.3 (Order). In Figure 3, we show an example to determine the order of v_2 and v_3 by comparing their labels. Initially, both v_2 and v_3 have old labels, 2 and 3. After the ReLabel procedure is triggered, both v_2 and v_3 have new labels, 6 and 9, in which the Order Invariant is preserved. However, it is possible that ReLabel procedures are triggered in parallel. We first get $\mathcal{L}(v_3) = 3$ (old label) and second get $\mathcal{L}(v_2) = 6$ (new label), but it is incorrect for $\mathcal{L}(v_2) > \mathcal{L}(v_3)$. After we get $\mathcal{L}(v_2) = 6$, the value of $\mathcal{L}(v_2)$ has to be already updated to 9 since the Order Invariant is maintained. In this case, we redo the whole process until $\mathcal{L}(v_2)$ and $\mathcal{L}(v_3)$ are not updating during comparison. Thus, we can get the correct result of $\mathcal{L}(v_2) < \mathcal{L}(v_3)$ even the relabel procedure is executed in parallel.

Correctness. We have proven that the parallel Insert preserves the Order Invariant even though relabel procedures are triggered, by which labels correctly indicate the order. In this case, it is safe to determine the order for x and y in parallel. We first argue the top-labels (lines 2 - 5). The problem is that we first get $t \leftarrow L^t(x)$ and second get $t' \leftarrow L^t(y)$ successively (line 2), by which l and l' may be inconsistent, due to a ReLabel procedure may be triggered. To argue the consistency of labels, there are two cases: 1) both t and t' obtain old labels or new labels, which can correctly indicate the order; 2) the t first obtains an old label and t' second obtains a new label, which may not correctly indicate the order as x may already update with a new label, and vice versa; if that is the case, we redo the whole process.

On the termination of the parallel Order, the invariant is that t and t' are consistent and thus correctly indicate the order. The bottom-labels are analogous (lines 6 - 9).

Complexities. For the sequential version, the running time is $O(1)$. For the parallel version, we have to consider the frequency of redo. It has a significantly low probability that the redo will be triggered. This is because the labels are changed by the ReLabel procedure, which is triggered when inserting $\Omega(\log N)$ items. Even if the labels of x and y are updating when comparing their order, it still has a small probability that such label updating happens during the comparison of labels (lines 3 - 4 and 7 - 8).

Thus, supposing m items are comparing orders in parallel, the total work is $O(m)$, and the depth is $O(1)$ with a high probability. So that the running time is $O(m/\mathcal{P})$ with high probability.

5 Experiments

In this section, we conduct experimental studies for our three parallel order maintenance operations, Order, Insert, and Delete. We generate four different test cases to evaluate their parallelized performance. All the source code is uploaded in GitHub¹.

Experiment Setup. The experiments are performed on a server with an AMD CPU (64 cores, 128 hyperthreads, 256 MB of last-level shared cache) and 256 GB of main memory. The server runs the Ubuntu Linux (22.04) operating system. All tested algorithms are implemented in C++ and compiled with g++ version 11.2.0 with the -O3 option. OpenMP² version 4.5 is used as the threading library. We choose the number of workers exponentially increasing as 1, 2, 4, 8, 16, 32 and 64 to evaluate the parallelism. With different numbers of workers, we perform every experiment at least 100 times and calculate the mean with 95% confidence intervals.

In our experiment, for easy implementation, we choose $N = 2^{32}$, a 32-bit integer, as the capacity of \mathbb{O} . In this case, the bottom-labels L_b are 32-bit integers, and the top-labels L^t are 64-bit integers. One advantage is that reading and writing such 32-bit or 64-bit integers are atomic operations in modern machines. There are initially 10 million items in the order list \mathbb{O} . To test our parallel OM data structure, we do four experiments:

- *Insert*: we insert 10 million items into \mathbb{O} .
- *Order*: for each inserted item, we compare its order with its successive item, a total of 10 million times order comparisons.
- *Delete*: we delete all inserted items, a total of 10 million times.
- *Mixed*: again, we insert 10 million items, mixed with 100 million order operations. For each inserted item, we compare its order with its ten successive items, a total of 100 million times order comparison. This experiment is to test how many “redo” in the Order operations when doing the Insert operations. For designing this experiment, one reason is that there are many Order always mixed with few Insert or Delete together in real applications, as shown in Figure 1.

For each experiment, we have four test cases by choosing different numbers of positions for inserting:

- *No case*: we have 10 million positions, the total number of initial items in \mathbb{O} , so that each position averagely has 1 inserted item. Thus, it almost has *no* ReLabel procedures triggered when inserting.
- *Few case*: we randomly choose 1 million positions from 10 million items in \mathbb{O} , so that each position averagely has 10 inserted items. Thus, it is possible that a *few* ReLabel procedures are triggered when inserting.
- *Many case*: we randomly choose 1,000 positions from 10 million items in \mathbb{O} , so that each position averagely has 10,000 inserted items. Thus, it is possible that *many* ReLabel procedures are triggered when inserting.
- *Max case*: we only choose a single position (at the middle of \mathbb{O}) to insert 10,000,000 items. In this way, we obtain a *maximum* number of triggered relabel procedures.

¹<https://github.com/ltisben/Parallel-OM.git>

²<https://www.openmp.org/>

All items are inserted on-the-fly without preprocessing. In other words, 10 million items are randomly assigned to multiple workers, e.g 32 workers, even if in the *Max* case that all insertions are reduced to sequential.

5.1 Evaluating the Relabel

In this test, we evaluate the Relabel procedures that is triggered by Insert operations over four test cases, *No*, *Few*, *Many* and *Max*. For this, different numbers of workers will have the same trend, so we choose 32 workers for this evaluation.

In Table 2, columns 2 - 4 show the details in the *Insert* experiment, where *Relabel#* is the times of triggered Relabel procedures, *L_b#* is the number of updated bottom-labels for items, *L^t#* is the number of updated top-labels for items, and *AvgLabel#* is the average number of updated labels for each inserted items when inserting 10 million items. We can see that, for four cases, the amortized numbers of updated labels increase slowly, where the average numbers of inserted items for each position increase by 1, 10, 10 million, and 10 billion. This is because our parallel Insert operations have $O(1)$ amortized work.

Case	<i>Insert</i>				<i>Mixed</i> OrderRedo#
	Relabel#	<i>L_b#</i>	<i>L^t#</i>	AvgLabel#	
No	0	10,000,000	0	1	0
Few	2,483	10,069,551	4,967	1	0
Many	356,624	19,985,472	5,754,501	2.6	0
Max	357,142	19,999,976	99,024,410	11.8	0

Table 2. The detailed numbers of the relabel procedure.

In Table 2, column 6 shows the numbers of *redo* for Order operations in the *Mixed* experiment, which are all zero. Since the *Mixed* has mixed Order and Insert operations, we may redo the Order operation if the corresponding labels are been updating. However, the Relabel happens with a low probability; also, it is a low probability that related labels are changed when comparing the order of two items. This is why the numbers of *redo* are zero, leading to high parallel performance.

5.2 Evaluating the Running Time

In this test, we exponentially increase the number of workers from 1 to 64 and evaluate the real running time. We perform *Insert*, *Order*, *Delete*, and *Mixed* over four test cases, *No*, *Few*, *Many* and *Max*.

The plots in Figure 4a depict the performance. The x-axis is the number of workers and the y-axis is the execution time (millisecond). Note that, we compare the performance by using two kinds of lock: the OpenMP lock (denoted by solid lines) and the spin lock (denoted by dash lines). A first look reveals that the running times normally decrease with increasing numbers of workers, except for the *Max* case over

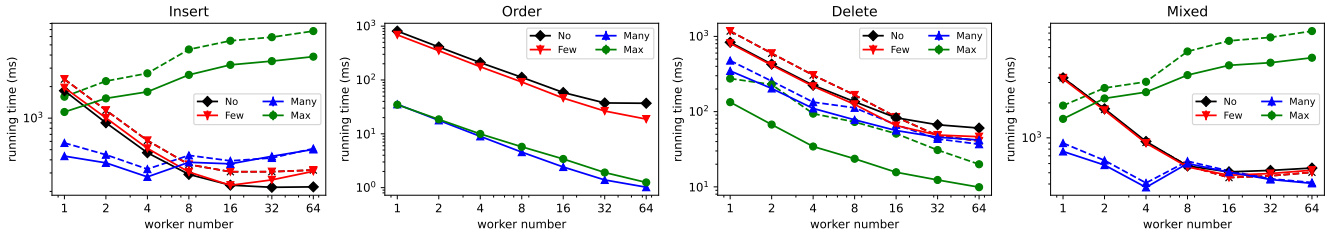
Insert and *Mixed* experiments. Specifically, we make several observations:

- Three experiments, *Insert*, *Delete* and *Mixed*, that use the spin lock are much faster than using the OpenMP lock. This is because the lock regions always have few operations, and the busy waiting (spin lock) is much faster than the suspension waiting (OpenMP lock). Unlike the above three experiments, the *Order* experiment does not show any differences since Order operations are lock-free without using locks for synchronization.
- For the *Max* case of *Insert* and *Mixed*, abnormally, the running time is increasing with an increasing number of workers. The reason is that the Insert operations are reduced to sequential in the *Max Case* since all items are inserted into the same position, and thus it has the highest contention on shared positions where multiple workers accessing at the same time, especially for 64 workers.
- For the *Many* case of *Insert* and *Mixed*, the running times are decreasing until using 4 workers. From 8 workers, however, the running times begin to increase. This is because the Insert operations have only 1,000 positions in the *Many* case, and thus it may have high contention on shared positions when using more than 4 workers.
- Over the *Order* and *Delete* experiments, we can see the *Many* and *Max* cases are always faster than the *Few* and *No* cases. This is because the *Few* and *No* cases have 1, 000 and 1 operating positions, respectively; all of these positions can be fitted into the CPU cache with high probability, and accessing the cache is much faster than accessing the memory.

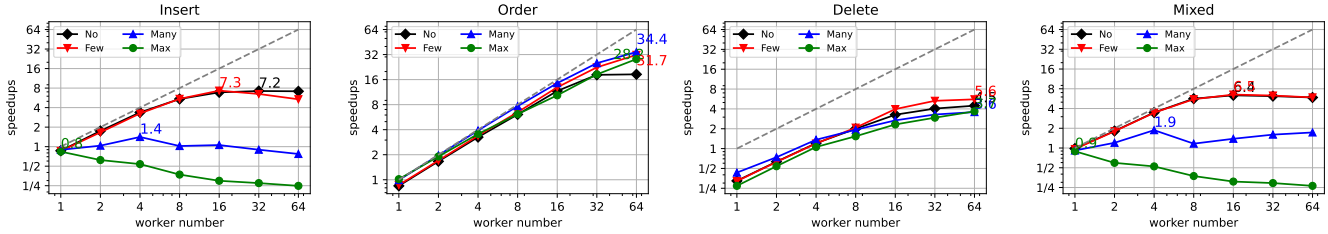
5.3 Evaluating the Speedups

The plots in Figure 4b depict the speedups. The x-axis is the number of workers, and the y-axis is the speedups, which are the ratio of running times (by using spin locks) between the sequential version and using multiple workers. The dotted lines show the perfect speedups as a baseline. The numbers beside the lines indicate the maximal speedups. A first look reveals that all experiments achieve speedups when using multiple cores, except for the *Max* case over *insert* and *Mixed* experiments. Specifically, we make several observations:

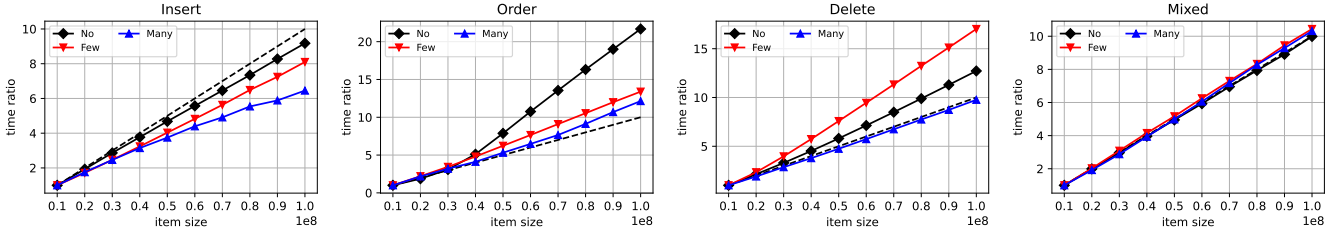
- For all experiments, we observe that the speedups are around 1/4 to 1 when using 1 workers in all cases. This is because, for all operations of OM, the sequential version has the same work as the parallel version. Especially, for *Delete*, such speedups are low as 1/2 - 1/4, as locking items for deleting costs much running time.
- For *Insert* and *Mixed*, we achieve around 7x speedups using 32 workers in *No* and *Few* cases, and around 2x speedups using 4 workers in *Many* cases. This is because all CUP cores have to access the shared memory by the bus, which connects memory and cores, and the atomic CAS operations will lock the bus. Each Insert operation may have many atomic CAS operations for spin lock and many atomic



(a) The running times



(b) The speedups



(c) The scalability with 32 workers

Figure 4. Evaluating the running times, speedups, and scalability.

read and write operations for updating labels and lists. In this case, the bus traffic is high, which is the performance bottleneck for *Insert* operations.

- For *Order*, all four cases achieve almost perfect speedups from using 1 to 32 workers, as *Order* operations are lock-free.
- For *Delete*, it achieves around 4x speedups using 64 workers in four cases. This is because, for parallel *Delete* operations, the worst case, which is all operations are blocking as a chain, is almost impossible to happen.

5.4 Evaluating the Scalability

In this test, we increase the scale of the initial order list from 10 million to 100 million and evaluate running times with fixed 32 workers. We test three cases, *No*, *Few*, and *Many*, by fixing the average number of items per insert position. For example, given an initial order list with 20 million items, the *No* case has 20 million insert positions, the *Few* case has 2 million positions, and the *Many* case has 2,000 insert positions. Since the *Max* case is reduced to sequential and

can be optimized by using a single worker, we omit it in this test.

The plots in Figure 4c depict the performance. The x-axis is the initial size of the order list, and the y-axis is the time ratio of the current running time to the “10 million” running time. The dotted lines show the perfect time ratio as a baseline. Obviously, the beginning time ratio is one. We observe that the time ratios are roughly close to linearly increasing with the scales of the order list. This is because all parallel *Insert*, *Delete*, and *Order* have best-case time complexity $O(\frac{m}{p})$ and averagely their running times are close to the best case.

Specifically, for *Order*, we can see the time ratio is up to 20x with a scale of 100 million. This is because *No* case has 100 million positions for random *Order* operations, which is not cache friendly; also, by increasing the scale of data, the cache hit rate decreases, so the performance is affected.

6 Conclusions and Future Work

We present a new parallel order maintenance (OM) data structure. The parallel *Insert* and *Delete* are synchronized with

locks efficiently. Especially, the parallel Order is lock-free, which can execute highly in parallel. Experiments demonstrate significant speedups (for 64 workers) over the sequential version on a variety of test cases.

In future work, we will attempt to reduce the synchronization overhead, especially for parallel Insert. We will investigate insertions and deletions in batches by preprocessing the inserted or deleted items, respectively, which can reduce the contention for multiple workers. We also want to apply our parallel OM data structure to many applications.

Acknowledgments

This material is based upon work supported by the National Science Foundation under Grant No. nnnnnnn and Grant No. mmmmmmm. Any opinions, findings, and conclusions or recommendations expressed in this material are those of the author and do not necessarily reflect the views of the National Science Foundation.

References

- [1] Vladimir Batagelj and Matjaz Zaversnik. 2003. An O(m) Algorithm for Cores Decomposition of Networks. *CoRR* cs.DS/0310049 (2003). <http://arxiv.org/abs/cs/0310049>
- [2] Michael A Bender, Richard Cole, Erik D Demaine, Martin Farach-Colton, and Jack Zito. 2002. Two simplified algorithms for maintaining order in a list. In *European Symposium on Algorithms*. Springer, 152–164.
- [3] Rohit Chandra, Leo Dagum, David Kohr, Ramesh Menon, Dror Maydan, and Jeff McDonald. 2001. *Parallel programming in OpenMP*. Morgan kaufmann.
- [4] James Cheng, Yiping Ke, Shumo Chu, and M Tamer Özsu. 2011. Efficient core decomposition in massive networks. In *2011 IEEE 27th International Conference on Data Engineering*. IEEE, 51–62.
- [5] Thomas H Cormen, Charles E Leiserson, Ronald L Rivest, and Clifford Stein. 2022. *Introduction to algorithms*. MIT press.
- [6] Paul Dietz and Daniel Sleator. 1987. Two algorithms for maintaining order in a list. In *Proceedings of the nineteenth annual ACM symposium on Theory of computing*. 365–372.
- [7] Paul F Dietz. 1982. Maintaining order in a linked list. In *Proceedings of the fourteenth annual ACM symposium on Theory of computing*. 122–127.
- [8] Seth Gilbert, Jeremy Fineman, and Michael Bender. 2003. Concurrent Order Maintenance. *unpublished* (2003). https://ocw.mit.edu/courses/6-895-theory-of-parallel-systems-sma-5509-fall-2003/b5e012c63722c74d9d6504fef3caba00_gilbert.pdf
- [9] Bin Guo and Emil Sekerinski. 2022. Simplified Algorithms for Order-Based Core Maintenance. *arXiv preprint arXiv:2201.07103* (2022).
- [10] Bernhard Haeupler, Telikepalli Kavitha, Rogers Mathew, Siddhartha Sen, and Robert E Tarjan. 2012. Incremental cycle detection, topological ordering, and strong component maintenance. *ACM Transactions on Algorithms (TALG)* 8, 1 (2012), 1–33.
- [11] Maurice Herlihy, Nir Shavit, Victor Luchangco, and Michael Spear. 2020. *The art of multiprocessor programming*. Newnes.
- [12] Joseph JéJé. 1992. *An introduction to parallel algorithms*. Reading, MA: Addison-Wesley.
- [13] Wissam Khaouid, Marina Barsky, Venkatesh Srinivasan, and Alex Thomo. 2015. K-core decomposition of large networks on a single PC. *Proceedings of the VLDB Endowment* 9, 1 (2015), 13–23.
- [14] Alberto Marchetti-Spaccamela, Umberto Nanni, and Hans Rohnert. 1996. Maintaining a topological order under edge insertions. *Inform. Process. Lett.* 59, 1 (1996), 53–58.
- [15] Robert C Martin, James Newkirk, and Robert S Koss. 2003. *Agile software development: principles, patterns, and practices*. Vol. 2. Prentice Hall Upper Saddle River, NJ.
- [16] Alberto Montresor, Francesco De Pellegrini, and Daniele Miorandi. 2012. Distributed k-core decomposition. *IEEE Transactions on parallel and distributed systems* 24, 2 (2012), 288–300.
- [17] Julian Shun. 2017. *Shared-memory parallelism can be simple, fast, and scalable*. PUB7255 Association for Computing Machinery and Morgan & Claypool.
- [18] Athanasios K Tsakalidis. 1984. Maintaining order in a generalized linked list. *Acta informatica* 21, 1 (1984), 101–112.
- [19] Robert Utterback, Kunal Agrawal, Jeremy T Fineman, and I-Ting Angelina Lee. 2016. Provably good and practically efficient parallel race detection for fork-join programs. In *Proceedings of the 28th ACM Symposium on Parallelism in Algorithms and Architectures*. 83–94.
- [20] Dong Wen, Lu Qin, Ying Zhang, Xuemin Lin, and Jeffrey Xu Yu. 2016. I/O efficient core graph decomposition at web scale. In *2016 IEEE 32nd International Conference on Data Engineering (ICDE)*. IEEE, 133–144.
- [21] Yikai Zhang and Jeffrey Xu Yu. 2019. Unboundedness and efficiency of truss maintenance in evolving graphs. In *Proceedings of the 2019 International Conference on Management of Data*. 1024–1041.
- [22] Yikai Zhang, Jeffrey Xu Yu, Ying Zhang, and Lu Qin. 2017. A fast order-based approach for core maintenance. In *Proceedings - International Conference on Data Engineering*. 337–348. <https://doi.org/10.1109/ICDE.2017.93> arXiv:1606.00200