

Reliable Decision from Multiple Subtasks through Threshold Optimization: Content Moderation in the Wild

Donghyun Son[†]
ryan.s@hpcnt.com
Hyperconnect
Seoul, South Korea

Byounggyu Lew[†]
korts@hpcnt.com
Hyperconnect
Seoul, South Korea

Kwanghee Choi[†]
kwanghee.choi@hpcnt.com
Hyperconnect
Seoul, South Korea

Yongsu Baek
hunter@hpcnt.com
Hyperconnect
Seoul, South Korea

Seungwoo Choi
seungwoo.choi@hpcnt.com
Hyperconnect
Seoul, South Korea

Beomjun Shin
beomjun.shin@match.com
Match Group
Dallas, Texas, USA

Sungjoo Ha
sungjoo.ha@hpcnt.com
Hyperconnect
Seoul, South Korea

Buru Chang^{*}
buru.chang@hpcnt.com
Hyperconnect
Seoul, South Korea

ABSTRACT

Social media platforms struggle to protect users from harmful content through content moderation. These platforms have recently leveraged machine learning models to cope with the vast amount of user-generated content daily. Since moderation policies vary depending on countries and types of products, it is common to train and deploy the models per policy. However, this approach is highly inefficient, especially when the policies change, requiring dataset re-labeling and model re-training on the shifted data distribution. To alleviate this cost inefficiency, social media platforms often employ third-party content moderation services that provide prediction scores of multiple subtasks, such as predicting the existence of underage personnel, rude gestures, or weapons, instead of directly providing final moderation decisions. However, making a reliable automated moderation decision from the prediction scores of the multiple subtasks for a specific target policy has not been widely explored yet. In this study, we formulate real-world scenarios of content moderation and introduce a simple yet effective threshold optimization method that searches the optimal thresholds of the multiple subtasks to make a reliable moderation decision in a cost-effective way. Extensive experiments demonstrate that our approach shows better performance in content moderation compared to existing threshold optimization methods and heuristics.

[†]Equal contribution.

^{*}Corresponding author.

Permission to make digital or hard copies of all or part of this work for personal or classroom use is granted without fee provided that copies are not made or distributed for profit or commercial advantage and that copies bear this notice and the full citation on the first page. Copyrights for components of this work owned by others than ACM must be honored. Abstracting with credit is permitted. To copy otherwise, or republish, to post on servers or to redistribute to lists, requires prior specific permission and/or a fee. Request permissions from permissions@acm.org.

Conference'17, July 2017, Washington, DC, USA
© 2023 Association for Computing Machinery.
ACM ISBN 978-1-4503-XXXX-X/18/06...\$15.00
<https://doi.org/XXXXXXX.XXXXXXX>

CCS CONCEPTS

- **Computing methodologies** → **Machine learning approaches;**
- **Social and professional topics** → **Censorship.**

KEYWORDS

Content Moderation, Threshold Optimization, Multiple Subtasks

ACM Reference Format:

Donghyun Son, Byounggyu Lew, Kwanghee Choi, Yongsu Baek, Seungwoo Choi, Beomjun Shin, Sungjoo Ha, and Buru Chang. 2023. Reliable Decision from Multiple Subtasks through Threshold Optimization: Content Moderation in the Wild. In *Proceedings of ACM Conference (Conference'17)*. ACM, New York, NY, USA, 10 pages. <https://doi.org/XXXXXXX.XXXXXXX>

1 INTRODUCTION

Users of social media platforms that provide user-generated content are always at risk of being exposed to harmful content. To protect the users, most social media platforms operate content moderation systems with human moderators to classify whether a given content is problematic or not [20]. However, human decisions are often noisy [2, 60], and a vast amount of content are generated daily, so it is challenging to handle content only by manual labor. Furthermore, caring for moderators' mental health while handling harmful content is becoming an important issue [11, 33, 55].

To alleviate the above issues, many social media platforms (e.g., Facebook and Instagram) have utilized machine learning (ML) models to automatically review a large quantity of content without human moderators. However, users can still be exposed to harmful content due to the ML model's imperfectness. This risk imposes a substantial burden on social media platforms under tighter government regulations on inappropriate content [20]. To mitigate this, these platforms integrate the capabilities of both humans and machines: trust the decision of ML models only when their confidence is sufficiently high, while the human moderators handle the rest. Hence, the ML model must make a reliable moderation decision, at least on par with its human counterparts, to reduce the total volume of content to be handled by the moderators.

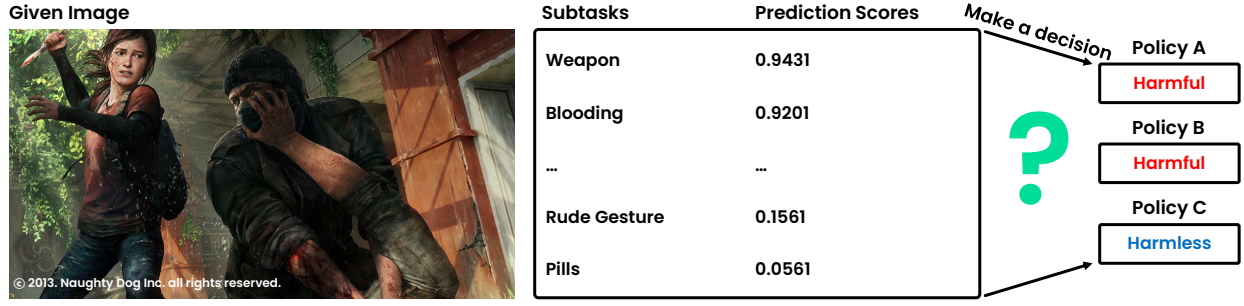


Figure 1: An example of the multiple subtask approach. Instead of providing moderation decisions directly, content moderation services give the prediction scores of the multiple subtasks. Their customers (social media platforms) rely heavily on heuristic decision functions designed for every policy to make a reliable moderation decision based on the given prediction scores.

To improve the quality of automated decisions, the ML model performance should increase, thus requiring a large-scale dataset. However, it is challenging because the same content may be annotated differently depending on moderation policies varying with country or product. For this reason, the social media platforms need to construct and manage datasets for each moderation policy separately to train and deploy an individual model for the corresponding policy. Furthermore, this approach gradually increases the labeling cost as the moderation policies change due to everchanging circumstances such as new legislation or societal demand. The existing dataset should be re-labeled under the changing policies, and the pretrained model should also be re-trained on the shifted data distribution [57].

Some social media platforms often employ third-party content moderation services (e.g., Hive moderation¹ and Azure content moderator²) to avoid aforementioned issues. As shown in Figure 1, these services provide prediction scores of the multiple subtasks, such as predicting the existence of weapons and rude gestures in a given content, instead of directly providing moderation decisions tailored for each specific service. Customers (social media platforms) make decisions from the provided prediction scores by utilizing or ignoring provided the scores, i.e., defining the decision function (refer to Section 2.3 for the definition and motivating examples). Customers can easily cope with the changing policies by modifying the decision function. To effectively support the customers, moderation services have to define each subtask to be granular, exhaustively covering the potential moderation policies that customers might take.

Although this multiple subtask approach relieves the customers' burden to operate their own ML models and maintain private datasets, it makes utilizing the prediction scores more complicated. Customers have to first apply thresholding to the prediction scores to a binary form (e.g., exist or not). Then, they design the decision function that digests the thresholded multiple subtask predictions to yield a single moderation decision. However, since prediction scores of ML models are often not calibrated [22], it is difficult to determine the optimal thresholds for each subtask that maximize

the target metrics (e.g., recall at precision). For example, 0.42 could be a high enough threshold for subtask A but not for subtask B. Hence, when we use the same threshold for all the subtask predictions, performance is suboptimal, failing to have effective yet reliable automated decisions.

In this paper, we claim that the sophisticated decision function with the optimal thresholds for prediction scores of multiple subtasks can further improve moderation performance. To do this, we first formulate real-world content moderation scenarios and summarize the concept of the multiple subtask approach. We then propose a simple yet effective threshold optimization method that determines the optimal thresholds of multiple subtasks within a few seconds to maximize the number of automated decisions while maintaining their reliability (i.e., recall at precision). Through experiments on synthetic and real-world moderation datasets, we show that our proposed method outperforms the baselines, including heuristics designed by moderation experts.

Contributions. (1) We introduce real-world content moderation scenarios through the multiple subtask approach to cope with changing moderation policies. (2) We propose an efficient threshold optimization method to make moderation decisions more reliable in the multiple subtask approach where thresholds are found within a few seconds. (3) Our proposed method outperforms existing baselines in both synthetic and real-world moderation datasets.

2 MULTIPLE SUBTASK APPROACH

2.1 Content Moderation

Content moderation f is commonly defined as classifying whether a given content x is harmless (*class 0*) or harmful (*class 1*) under a target policy p :

$$f_p(x) = \begin{cases} 1, & \text{if } x \text{ is harmful,} \\ 0, & \text{otherwise.} \end{cases} \quad (1)$$

Although the performance of ML models has been dramatically improved, considering the risk of missing harmful content, the performance is yet to be perfect to automatically moderate all the content based on the ML models. Therefore, in the real-world, content moderation is designed with the collaboration of the ML models and human moderators to reduce the risk of missing harmful

¹<https://docs.thehive.ai/>

²<https://azure.microsoft.com/en-us/services/cognitive-services/content-moderator/>

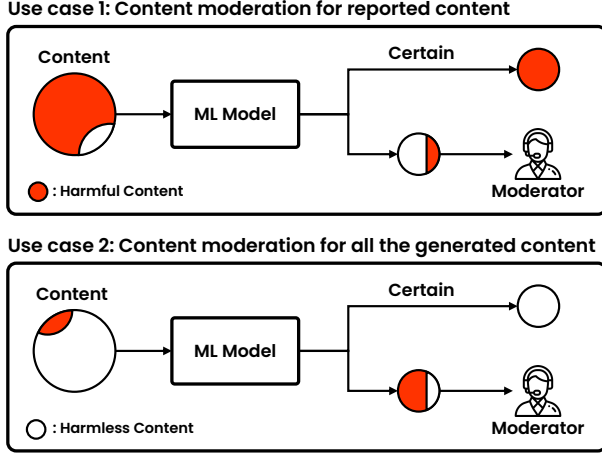


Figure 2: Two content moderation use cases of ML models. Due to the risk of missing harmful content, moderation decisions are made with the aid of human moderators rather than relying solely on model predictions.

content [3, 21, 36, 41]. Considering this real-world scenario, we formulate ML model-based content moderation.

As shown in Figure 2, classes $\{0, 1\}$ of ML-based content moderation are defined differently depending on the use cases.

Use case 1. When content moderation targets reported content by users, the reported content should be reviewed because it would be harmful with a high probability. In this case, an ML model m_p is utilized to automatically filter out harmful content to reduce the number of manual reviews.

$$f_p(x) = \begin{cases} 1, & \text{if } m_p(x) > \tau_p, \\ 0, & \text{otherwise,} \end{cases} \quad (2)$$

where $m_p(x)$ is the predicted probability by the ML model m_p on whether the given content x is harmful. τ_p is a policy-dependent threshold determining whether to automatically filter out the given content (class 1) or hand it over to human moderators (class 0).

Use case 2. When reviewing newly generated content, the human moderators cannot handle the vast amount of all the content. In this case, an ML model m_p is utilized to automatically skip reviews on a large amount of clearly harmless content:

$$f_p(x) = \begin{cases} 1, & \text{if } m_p(x) > \tau'_p, \\ 0, & \text{otherwise,} \end{cases} \quad (3)$$

where $m_p(x)$ is the predicted probability of the given content x being harmless. τ'_p is a threshold of the target policy p determining whether to automatically skip inspection (class 1) or review the content manually (class 0).

2.2 Multiple Subtask Approach

As described in previous sections, ML models m_p are often trained and deployed per policy p . However, this approach becomes impractical when handling multiple changing policies due to service-specific circumstances, requiring data re-labeling and model re-training. To address this issue, some social media platforms or

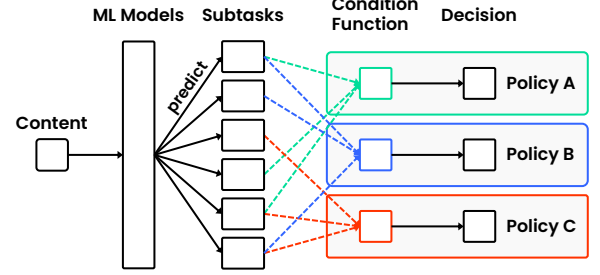


Figure 3: The multiple subtask approach. Instead of making moderation decisions from model predictions directly, decisions are made from the prediction scores of multiple subtasks. Each subtask covers various policies, where a decision function is designed for each specific target policy.

third-party content moderation services take the multiple subtask approach instead of operating policy-dependent ML models, as shown in Figure 3.

The multiple subtask approach starts with defining n subtasks that are granular enough to cover all the moderation scenarios. For example, one can subdivide hate speech into ethical, racial, and sexual violence words for text content moderation [10, 13, 42]. Since the subtasks focus on detecting highly specified information in the given content rather than policy-dependent moderation decisions, it allows us to continuously accumulate data for each subtask even if policies change. It naturally leads to performance improvement of the ML model targeting a specific subtask.

Let $S = \{s_1, s_2, \dots, s_n\}$ denote a set of subtasks where each subtask s_i is defined as a binary classification for a given content x :

$$s_i(x) = \begin{cases} 1, & \text{if } m_{s_i}(x) > \tau_{s_i}, \\ 0, & \text{otherwise,} \end{cases} \quad (4)$$

where $m_{s_i}(x)$ is the subtask-specific prediction of the ML model m_{s_i} and τ_{s_i} is the threshold for the subtask. The output of the multiple subtask models is denoted as $O_S(x) = \{s_1(x), s_2(x), \dots, s_n(x)\} = \{0, 1\}^n$. Either n subtask-specific models [26] or a single multi-task model [53] can be used to implement the above.

2.3 Decision Function

Using the multiple subtask output $O_S(x)$, the final moderation decision $f_p(x)$ for the given content x is made with a decision function designed for the policy p . The decision function is manually designed as logical operations applied to the output $O_S(x)$ to fulfill the target policy p .

Let $S_p = \{s_1^p, s_2^p, \dots\}$ denote a set of the subtasks $s^p \in S$ which are ground of moderation decision under the target policy p . Using the output $O_{S_p}(x) = \{s_1^p(x), s_2^p(x), \dots\}$, the final moderation decision $f_p(x)$ is made with the decision function $d_p(\cdot) \rightarrow \{0, 1\}$ as follows:

$$f_p(x) = d_p(O_{S_p}(x)) = d_p\left(\left\{m_{s^p}(x) > \tau_{s^p}\right\}_{s^p \in S_p}\right). \quad (5)$$

For a better understanding, let's assume the situation of content moderation: social media platform for children. The platform should maintain a policy to remove violent images harmful to children.

Then, the decision function d_p is defined with boolean operations AND and OR on the three subtasks, existence of kids s_{kids} , weapons s_{weapon} , and physical violence s_{violence} , as follows.

$$d_p(O_{S_p}(x)) = \left(s_{\text{kids}}(x) \text{ AND } \left(s_{\text{weapon}}(x) \text{ OR } s_{\text{violence}}(x) \right) \right). \quad (6)$$

3 THRESHOLD OPTIMIZATION

As described in the use cases of ML models in content moderation (Figure 2), ML model predictions should be reliable enough to skip manual reviews. When ML models make wrong moderation decisions, we incorrectly restrict harmless content (*in Use case 1*) or expose harmful content to users (*in Use case 2*). Hence, it is crucial to make ML model-based moderation decisions more reliable.

What makes moderation decisions reliable? It is known that higher model prediction scores are more reliable, i.e., show higher precision [25]. From this, one may set human precision as the lower bound for automated moderation decisions so that the model is at least not worse than its human counterparts. On the other hand, increasing the recall is also important to lower the moderation cost. As precision and recall have a trade-off relationship, in this paper, we target to maximize recall at high precision to reduce the moderation cost while preserving the reliability of automated decisions.

There are two possible approaches to improve the final moderation decision in Equation 5. One way is to improve the quality of model predictions $m_{S_p}(x)$, which can be challenging in many cases. Another is to optimize the thresholds τ_s for each subtask, balancing them to obtain the optimal decision. We focus on the latter, a much cheaper way to solve the problem than the former.

3.1 Problem Definition

Let p be the target policy and $T_p = \{\tau_1^p, \tau_2^p, \dots\}$ be the thresholds for the multiple subtasks $S_p = \{s_1^p, s_2^p, \dots\}$. We formulate the problem of interest as follows:

$$\begin{aligned} & \underset{T_p}{\text{maximize}} \text{ recall}(T_p | \mathcal{D}_p, d_p) \\ & \text{subject to } \text{precision}(T_p | \mathcal{D}_p, d_p) \geq \text{precision}_t. \end{aligned} \quad (7)$$

\mathcal{D}_p is a dataset collected for the policy p , where each data sample consists of the prediction scores $Q_j = \{q_{0j}, q_{1j}, \dots\}$ for the given content x_j and the ground truth decision y_j^p of content moderation. For simplicity, we refer $m_{S_p}(x_j)$ as q_{ij} in the remainder of this paper. $\text{recall}(T_p | \mathcal{D}_p, d_p)$ and $\text{precision}(T_p | \mathcal{D}_p, d_p)$ are calculated on the dataset \mathcal{D}_p for the given thresholds T_p and the decision function d_p designed for the target policy p . Moderation providers target precision_t to ensure the reliability of ML-based content moderation.

3.2 Proposed Method

We introduce our threshold optimization method called **TruSThresh** (Truncated Surrogate gradient for **Th**reshold optimization). TruSThresh involves 1) surrogate gradient learning (SGL) [44, 61] with width truncation to efficiently tune the thresholds, and 2) a penalty method to meet the target precision.

3.2.1 Score Normalization. In real-world scenarios, prediction score distributions are often skewed as each subtask facilitates different data distribution. This skewness makes gradient-based

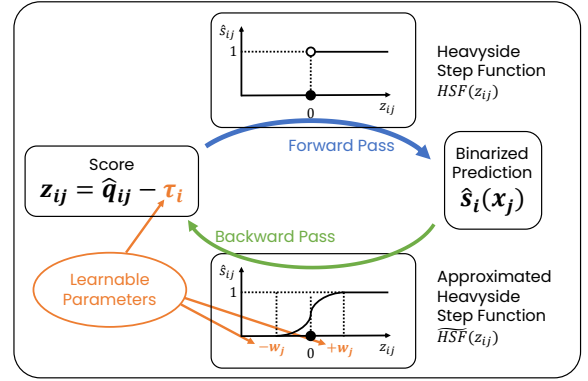


Figure 4: Surrogate Gradient Learning with Width Truncation for our proposed threshold optimization method, TruSThresh.

threshold optimization much harder because gradients generated by the prediction scores would also be skewed. Thus, we normalize the prediction scores q_{ij} per each subtask s_i as follows:

$$\hat{q}_{ij} = \text{rank}(q_{ij}, \{q_{i1}, q_{i2}, \dots, q_{i|\mathcal{D}_p|}\}) / |\mathcal{D}_p|, \quad (8)$$

where $|\mathcal{D}_p|$ is the number of samples in \mathcal{D}_p and $\text{rank}(x, X)$ returns the rank of x in the set X sorted in ascending order. The rank of q_{ij} is divided by $|\mathcal{D}_p|$ so that the normalized score \hat{q}_{ij} lies between 0 and 1. Through normalization, we make our optimization strategy more robust by making it agnostic to the prediction score distributions.

We modify Equation 4 with the normalized prediction scores to define normalized subtasks $\hat{S}_p = \{\hat{s}_0^p, \hat{s}_1^p, \dots\}$ parameterized by $\hat{T}_p = \{\hat{\tau}_0^p, \hat{\tau}_1^p, \dots\}$ as follows:

$$\hat{s}_i(x_j) = \begin{cases} 1, & \text{if } \hat{q}_{ij} > \hat{\tau}_i^p, \\ 0, & \text{otherwise,} \end{cases} \quad (9)$$

where $\hat{\tau}_i^p$ is a threshold for the normalized subtask \hat{s}_i^p . Since the normalization does not affect the order of scores, we can easily convert \hat{T}_p back to T_p using linear interpolation.

3.2.2 Surrogate Gradient Learning with Width Truncation. Similar to Pellegrini and Masquelier [50], our threshold optimization procedure is mainly based on SGL that learns parameters through back-propagation. The backward pass of SGL is computed using the surrogate gradient, while the forward pass is computed using the step function. Pellegrini and Masquelier [50] use the derivative of the sigmoid function as a surrogate gradient while using the Heaviside step function (HSF) for the forward pass. In this work, we also use HSF for the forward pass, but for the backward pass, we approximate the step function using the sine function.

Forward Pass. In the forward pass, we first make binary prediction \tilde{y}^p with \hat{T}_p to compute precision, recall, and loss. The final binary prediction \tilde{y}^p for f_p is as follows:

$$\begin{aligned} \tilde{y}^p &= \tilde{d}_p \left(\left\{ \hat{s}_0^p(x), \hat{s}_1^p(x), \dots \right\} \right) \\ &= \tilde{d}_p \left(\left\{ \text{HSF}(\hat{q}_0 - \hat{\tau}_0^p), \text{HSF}(\hat{q}_1 - \hat{\tau}_1^p), \dots \right\} \right). \end{aligned} \quad (10)$$

We design the numerical version of decision function \tilde{d}_p based on the logical operations of the decision function d_p as follows: Given two inputs $A, B \in \{0, 1\}$, $A \text{ AND } B$, $A \text{ OR } B$, and $\text{NOT } A$ are substituted with $A \cdot B$, $1 - (1 - A) \cdot (1 - B)$, and $1 - A$, respectively.

Using the predictions $\tilde{Y}^p = \{\tilde{y}_0^p, \tilde{y}_1^p, \dots\}$ and the ground truth $Y^p = \{y_0^p, y_1^p, \dots\}$, we calculate precision and recall of our predictions. We further compute the loss \mathcal{L} to optimize the parameters \hat{T}_p , which will be explained in Subsection 3.2.3.

Backward Pass. As all the operations except HSF are differentiable, we define a surrogate gradient Θ' for $z_{ij} = \hat{q}_{ij} - \hat{\tau}_i^p$ as follows:

$$\Theta'(z_{ij}) = \begin{cases} 0, & \text{if } |z_{ij}| > w_i, \\ \frac{\partial}{\partial z_{ij}} \left(\frac{1}{2} \sin\left(\frac{\pi z_{ij}}{2w_i}\right) + \frac{1}{2} \right) = \frac{\pi}{4w_i} \cos\left(\frac{\pi z_{ij}}{2w_i}\right), & \text{otherwise,} \end{cases} \quad (11)$$

Note that defining the surrogate gradient as the above is same as approximating the step function HSF as follows:

$$\widehat{\text{HSF}}(z_{ij}) = \begin{cases} 0, & \text{if } z_{ij} < -w_i, \\ \frac{1}{2} \sin\left(\frac{\pi z_{ij}}{2w_i}\right) + \frac{1}{2}, & \text{if } -w_i \leq z_{ij} \leq w_i, \\ 1, & \text{otherwise,} \end{cases} \quad (12)$$

The above formulation is motivated from the idea that the threshold should be affected by samples near the threshold. The width w_i determines the amount of samples to be truncated. We parameterize the width $w_i = \text{sigmoid}(\omega_i)$ so that it lies between 0 and 1. We use the sine function to make the scores closer to the threshold have a larger effect during optimization.

Given the loss \mathcal{L} , the gradients with respect to the thresholds are computed using the surrogate gradient as follows:

$$\begin{aligned} \frac{\partial \mathcal{L}}{\partial \tau_i^p} &= \sum_j \frac{\partial \mathcal{L}}{\partial \tilde{y}_j^p} \frac{\partial \tilde{y}_j^p}{\partial \tau_i^p} = \sum_j \frac{\partial \mathcal{L}}{\partial \tilde{y}_j^p} \frac{\partial \tilde{y}_j^p}{\partial \text{HSF}(z_{ij})} \frac{\partial \text{HSF}(z_{ij})}{\partial \tau_i^p} \\ &= \sum_j \frac{\partial \mathcal{L}}{\partial \tilde{y}_j^p} \frac{\partial \tilde{y}_j^p}{\partial \text{HSF}(z_{ij})} \frac{\partial \text{HSF}(z_{ij})}{\partial z_{ij}} \frac{\partial z_{ij}}{\partial \tau_i^p} \\ &\approx \sum_j -\frac{\partial \mathcal{L}}{\partial \tilde{y}_j^p} \frac{\partial \tilde{y}_j^p}{\partial \text{HSF}(z_{ij})} \Theta'(z_{ij}). \end{aligned} \quad (13)$$

While updating the thresholds, we also update the width w_i using a surrogate gradient $\Theta'(w_i)$:

$$\Theta'(w_i) = \begin{cases} 0, & \text{if } |z_{ij}| > w_i, \\ \frac{\partial}{\partial w_i} \left(\frac{1}{2} \sin\left(\frac{\pi z_{ij}}{2w_i}\right) + \frac{1}{2} \right) = -\frac{\pi z_{ij}}{4w_i^2} \cos\left(\frac{\pi z_{ij}}{2w_i}\right), & \text{otherwise,} \end{cases} \quad (14)$$

Similar to Equation 14, the final gradients with respect to the widths are computed as follows.

$$\frac{\partial \mathcal{L}}{\partial w_i} \approx \sum_j \frac{\partial \mathcal{L}}{\partial \tilde{y}_j^p} \frac{\partial \tilde{y}_j^p}{\partial \text{HSF}(z_{ij})} \Theta'(w_i) \quad (15)$$

We found that making the widths learnable stabilizes training by dynamically adjusting the window size depending on each subtask.

3.2.3 Penalty method. To solve the maximization problem (maximizing recall) with constraints (target precision), we design a relaxed loss function \mathcal{L} as follows:

$$\mathcal{L} = -\text{recall} + \alpha \max(\text{precision}_t - \text{precision}, 0). \quad (16)$$

$\max(\text{precision}_t - \text{precision}, 0)$ is a penalty term to ensure that the precision meets the target precision where α controls the strictness of the constraint. In our experiments, we set $\alpha \gg 1$.

4 EXPERIMENTS

4.1 Experiments on Moderation Use Cases

4.1.1 Settings. We show the performance of various threshold optimization methods on the two moderation use cases (Figure 2). In the first case, the ML model is used to filter out harmful content automatically. The second case covers where the model is utilized to skip harmless content automatically. We compare our method with other baselines in real-world moderation scenarios above. Both scenarios utilize n subtasks to classify whether inappropriate elements are included in the given content (class 1) or not (class 0). Then, we can define decision functions for the two cases as follows:

Use case 1.

$$d(O_S(x)) = (s_1(x) \text{ OR } s_2(x) \text{ OR } \dots \text{ OR } s_n(x)) \quad (17)$$

Use case 2.

$$d(O_S(x)) = ((\text{NOT } s_1(x)) \text{ AND } (\text{NOT } s_2(x)) \text{ AND } \dots \text{ AND } (\text{NOT } s_n(x))) \quad (18)$$

As we concentrate on the case where we guarantee a reliable moderation decision, i.e., exceed the given target precision, we ignore the case where the precision from the optimized threshold does not surpass the target precision. We compare the recall if the target precision is met, evaluating the amount of cost reduction in content moderation.

4.1.2 Dataset. We design the experiments to mimic the real-world moderation scenarios by utilizing **UnSmile** [32, 34], a Korean hate speech dataset. UnSmile contains 15,005/3,737 training/test samples of $n = 9$ hate speech subtasks. We use pretrained model released by the authors to obtain the prediction scores of the validation set and construct the policy-dependent dataset \mathcal{D}_p .

4.1.3 Baselines. For our method, **TruSThresh**, we set the hyperparameters $\tau = 0.5$, $w = 0.1$, and learning rate 0.01 to optimize for 1000 iterations. We compare our method with the following baselines: **defThresh** [50] uses a single value τ for all the thresholds, where we use $\tau = 0.5$ in the experiment. **greedyThresh** calculates recall at precision for each subtask on evenly spaced threshold range between 0 and 1 to iteratively select the best thresholds for each subtask. **SGLThresh** [50], similar to ours, also employs surrogate gradient of HSF to optimize the thresholds by the gradient descent. It uses $\text{sigmoid}(\sigma_i z)$ to calculate the surrogate gradient of the step function $\mathbb{1}(z > \tau_i)$ where σ_i and τ_i is learnable. We set $\tau = 0.3$, $\sigma = 50$, and learning rate 0.001 to optimize for 4000 iterations. **Bespoke** represents $f_p(x)$ in Equation 2 and 3, i.e., a model trained specifically for the target policy, serving as a strong baseline.

4.1.4 Results. Table 1 demonstrates the superior performance of our method compared to the state-of-the-art. Especially, our method shows better performance compared to Bespoke in the second use case, even though it only took a few seconds to optimize for the

Table 1: Experiments on two moderation use cases (Figure 2). “-” is the case where it fails to meet the target precision. Highest recall for each target precision is highlighted in bold.

Target Precision	Method	Recall in Use case 1	Recall in Use case 2
0.9	Bespoke	0.9069	0.2759
	defThresh ($\tau = 0.5$)	0.9068	-
	greedyThresh	0.6734	-
	SGLThresh ($\alpha = 8$)	0.9422	-
	SGLThresh ($\alpha = 32$)	0.9425	0.2246
	SGLThresh ($\alpha = 128$)	0.9422	0.2171
	TruSThresh ($\alpha = 8$)	0.9440	0.3091
	TruSThresh ($\alpha = 32$)	0.9411	0.2631
	TruSThresh ($\alpha = 128$)	0.9372	0.2599
0.95	Bespoke	0.8694	0.1679
	defThresh ($\tau = 0.5$)	-	-
	greedyThresh	0.4882	-
	SGLThresh ($\alpha = 8$)	0.8451	-
	SGLThresh ($\alpha = 32$)	0.8455	0.0246
	SGLThresh ($\alpha = 128$)	0.8440	0.0631
	TruSThresh ($\alpha = 8$)	0.8534	0.1668
	TruSThresh ($\alpha = 32$)	0.8490	0.1690
	TruSThresh ($\alpha = 128$)	0.8440	0.1412
0.975	Bespoke	0.7855	0.0235
	defThresh ($\tau = 0.5$)	-	-
	greedyThresh	0.3216	-
	SGLThresh ($\alpha = 8$)	-	-
	SGLThresh ($\alpha = 32$)	0.7145	0.0096
	SGLThresh ($\alpha = 128$)	0.7077	0.0481
	TruSThresh ($\alpha = 8$)	-	0.1444
	TruSThresh ($\alpha = 32$)	0.7448	0.1348
	TruSThresh ($\alpha = 128$)	0.7277	0.0995

thresholds. In contrast, defThresh often fails to reach the target precision, and greedyThresh shows limited recall.

SGLThresh successfully reaches high precision in the first case but shows limited performance with higher precisions in the second case. We suspect the second case is a more challenging scenario, as it is composed of AND operations, significantly decreasing the number of positive samples. Even though increasing the penalty weight α seems beneficial for the second case since it helps reach the target precision by being more strict on the precision constraint, SGLThresh yields a lower recall compared to ours.

We also observe that using larger α slightly degrades the recall for both TruSThresh and SGLThresh even though they meet the target precision. In practice, one can increase α until it satisfies the precision constraint, where further increases will negatively impact the recall.

4.2 Experiments on Real-World Content Moderation

4.2.1 Settings. To show the effectiveness of TruSThresh in the wild, we conduct further experiments on the real-world moderation data. We collect 23,596 moderation samples on the online mobile application (*anonymized*), which is downloaded over 500 million times.

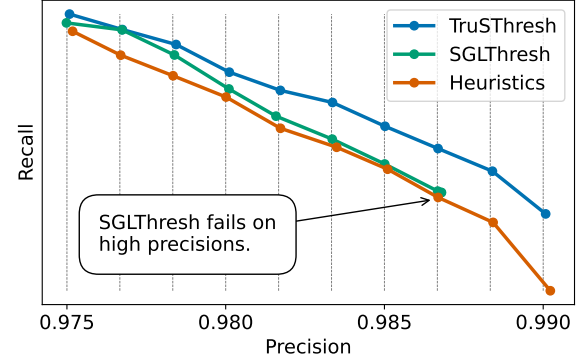


Figure 5: Precision-recall curve over high precision. Dashed lines indicate the target precision.

The samples are annotated by professional human moderators. We compare TruSThresh with SGLThresh and heuristic thresholds set by domain experts. These methods search the optimal thresholds of ten subtasks for a decision function designed by the domain experts based on the application’s moderation policy. Note that we cannot report confidential information such as the ratio between true/false classes, details of each subtask, and the exact recall value.

4.2.2 Results. Figure 5 shows the experimental results on real-world moderation data. TruSThresh achieves the best recall over all the target precisions compared to the baselines. Especially, at precision 0.985, TruSThresh relatively improves recall by 5.6% and 6.5% compared to SGLThresh and heuristic thresholds, respectively. We emphasize that TruSThresh reduces a considerable amount of annotation cost by only tuning the thresholds. Moreover, unlike TruSThresh, SGLThresh fails to meet higher target precisions (> 0.985). These results verify that TruSThresh is highly effective in real-world content moderation systems.

4.3 Experiments on Different Target Metric

4.3.1 Settings. We follow the settings of [50], where it optimizes the thresholds to maximize micro-averaged F1 score. The score is defined in the multi-label classification setting as follows:

$$\text{Micro-averaged F1} = 2 \frac{\sum_{c,n} y_n^c \tilde{y}_n^c}{\sum_{c,n} y_n^c + \sum_{c,n} \tilde{y}_n^c}. \quad (19)$$

y_n^c and \tilde{y}_n^c are the ground truth and the prediction, respectively, for class c and instance n .

We compare the methods using the following task:

$$\text{maximize}_T \text{Micro-averaged F1}(T|\mathcal{D}), \quad (20)$$

where T is a set of classwise thresholds and \mathcal{D} is the target multi-label classification dataset.

4.3.2 Dataset. Similar to [50], we use **DCASE17** [43] and **DCASE19** [54], which is the multi-labeled sound event detection dataset. We extend the experiment to different modalities by adding **EurLex** [5] and **CelebA** [38], which is the multi-label text and image dataset, respectively. We target the validation set if there exists no specific test set. Otherwise, we combine validation and test set

Table 2: Dataset used for *micro-averaged F1 score*.

Dataset	# of Classes	# of Samples
DCASE2017	17	1,591
DCASE2019	10	1,814
CelebA	40	39,829
EurLex	746	11,920

Table 3: Experiments on Micro-averaged F1 Score. Highest score for each dataset is highlighted in bold.

Method	DCASE17	DCASE19	CelebA	EurLex
defThresh	0.566	0.706	0.772	0.564
greedyThresh	0.636	0.728	0.771	0.593
SGLThresh	0.627	0.731	0.783	0.641
TruSThresh	0.641	0.732	0.783	0.639

to build a single target dataset. Table 2 summarizes the statistics of each target dataset.

4.3.3 Models. For DCASE17 and DCASE19, we use the same prediction scores of Pellegrini and Masquelier [50]. For CelebA, we train ResNet18 [23] for all the subtasks using the train set with resolution 64 for 30 epochs with learning rate 0.001, weight decay 0.01, and batch size 256 via AdamW optimizer [40] with cosine learning rate decay [39]. For EurLex, we fine-tune pretrained RoBERTa [37] using the default settings of HuggingFace [59] with batch size 32 for 10000 steps.

4.3.4 Baselines. For our method, **TruSThresh**, we set the hyperparameters $\tau = 0.5$, $w = 0.04$, and learning rate 0.01 to optimize the thresholds for 400 iterations. We choose defThresh, greedyThresh, and SGLThresh as the baselines. For greedyThresh, we select the thresholds that maximizes F1 for each subtask. SGLThresh is originally designed for maximizing micro-averaged F1 score, hence being the primary competitor in this setting. We use the default hyperparameters of SGLThresh, using $\tau = 0.3$, $\sigma = 50$, learning rate 0.01, and 100 iterations, except for DCASE2019 where we use $\tau = 0.5$ to follow the original implementation [50]. For CelebA and EurLex, we optimize for 1000 and 250 iterations, respectively.

4.3.5 Results. Table 3 shows that our method shows better or comparable results than other baselines across different datasets of various modalities, even though our method is not explicitly designed to optimize the F1 score. The results imply that our method can be further extended for other ranking-based metrics. Especially, our method wins over SGLThresh [50] on DCASE17 and DCASE19, which is the dataset that they used to target the F1 score. Additionally, greedyThresh shows better performance than SGLThresh on DCASE17, serving as an effective baseline albeit its simplicity. However, its performance drops on EurLex, and we suspect that it is due to the complexity of the problem; EurLex contains a large number of classes compared to others.

Table 4: Ablation study on Score Normalization and Width Tuning. Experiments are conducted on *Use case 2* with $\alpha = 32$. Highest recall for each target precision is highlighted in bold.

Target Precision	Score Normalization	Width Tuning	Precision	Recall
0.9	\times	\times	0.9286	0.1807
	\times	\checkmark	0.9272	0.1497
	\checkmark	\times	0.9046	0.2535
	\checkmark	\checkmark	0.9011	0.2631
0.95	\times	\times	0.9737	0.0396
	\times	\checkmark	0.9697	0.0342
	\checkmark	\times	0.9506	0.1647
	\checkmark	\checkmark	0.9518	0.1690
0.975	\times	\times	1.0000	0.0000
	\times	\checkmark	1.0000	0.0000
	\checkmark	\times	0.9810	0.1102
	\checkmark	\checkmark	0.9767	0.1348

Table 5: Comparing SGLThresh with TruSThresh. Experiments are conducted on *Use case 2* with $\alpha = 32$. For SGLThresh+SN, we apply score normalization to SGLThresh. Highest recall for each target precision is highlighted in bold.

Target Precision	Method	Precision	Recall
0.9	SGLThresh	0.9013	0.2246
	SGLThresh+SN	0.9026	0.2578
	TruSThresh	0.9011	0.2631
0.95	SGLThresh	0.9583	0.0246
	SGLThresh+SN	0.9517	0.1476
	TruSThresh	0.9518	0.1690
0.975	SGLThresh	1.0000	0.0096
	SGLThresh+SN	0.9828	0.1219
	TruSThresh	0.9767	0.1348

5 ANALYSIS

5.1 Ablation Study

As mentioned in Subsection 3.2, our method contains two key components: Score Normalization (SN) and Width Tuning (WT). In Table 4, we observe the performance when we remove each component. We use the strictness of $\alpha = 32$ for all the experiments. We verify the effectiveness of both components, where SN greatly helps precisely target the precision. As a result, recall increases while satisfying the precision constraint.

5.2 Comparison with SGLThresh

Applying Score Normalization to SGLThresh. To the best of our knowledge, SGLThresh [50] is the first work that applied surrogate gradient learning for threshold optimization. To show the capability of our SN component, we attach the component to SGLThresh, comparing the downstream performance. Original SGLThresh does

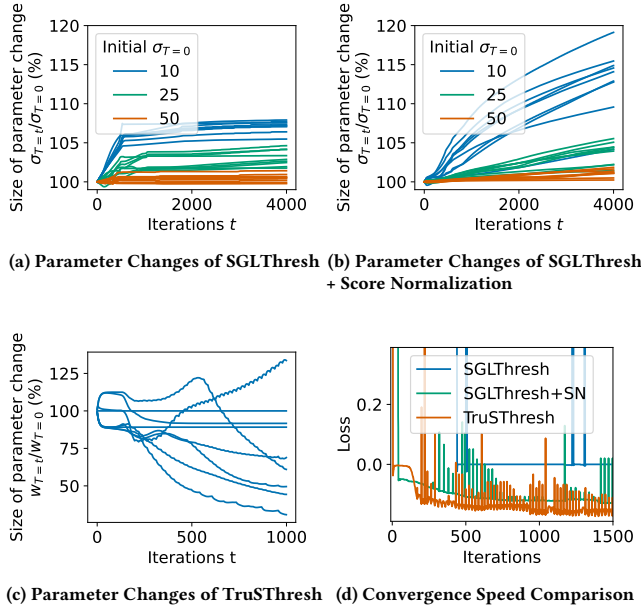


Figure 6: Method behaviors during optimization.

not contain any score normalization involved. We use the same settings of Subsection 5.1. Table 5 demonstrates that our SN component is effective, similar to Subsection 5.1. SN helps increase the recall by setting the precision to be closer to the target precision.

5.3 Optimization Analysis

The above subsection shows that the performance of SGLThreshold is inferior to that of TruSTHresh even with score normalization. To further investigate the difference between the two methods, we analyze how learnable parameters are optimized during training. The main difference comes from dissimilar approximations of HSF. Given the thresholded prediction $z = q - \tau$, our method uses the sinusoidal function with a learnable width size, where SGLThreshold uses $\text{sigmoid}(\sigma z)$ with learnable σ . Both methods control the spread that depends on each subtask via classwise w and σ , respectively.

To observe whether each parameter is sufficiently being controlled to match the characteristics of each subtask, we plot how subtask-specific parameters are changing, i.e., plot σ_T and w_T where T is the number of optimization steps. We use the same settings from Subsection 4.1, where each method has to optimize nine parameters per subtask. We set the initial $\sigma_{T=0} = \{10, 25, 50\}$ and width $w_{T=0} = 0.1$. We also test smaller σ than the original implementation of SGLThreshold, which uses $\sigma = 50$, to check whether SGLThreshold successfully increases σ . To fairly compare different methods, we compare the percentage difference from the initially set parameter, i.e., $\sigma_{T=t}/\sigma_{T=0}$ and $w_{T=t}/w_{T=0}$, at iteration step t .

Figure 6 (a) shows that the classwise σ learned by SGLThreshold stays constant after few iterations. Further, σ is not much different between tasks, especially for $\sigma = 50$, the original setting of SGLThreshold. However, after applying SN, it diversifies the thresholds, undergoing more extensive changes, as shown in Figure 6 (b).

Unlike SGLThreshold, we can observe in Figure 6 (c) that the width of our TruSTHresh quickly changes. It seems likely that they are being actively customized to each subtask score distribution.

We can analyze the above behavior more clearly by revisiting the partial derivatives of SGLThreshold:

$$\partial \widetilde{\text{HSF}}_{\text{SGLThreshold}}(z)/\partial \sigma = z \cdot \text{sigmoid}(\sigma z) \cdot \text{sigmoid}(-\sigma z). \quad (21)$$

The above equation yields a small maximum value around 0.0045 for the initial $\sigma_{T=0} = 50$. We suspect that the gradient of SGLThreshold for each σ vanishes, while our approximated HSF avoids this problem.

Finally, we compare the optimization speed in Figure 6 (d). Even though the speed of SGLThreshold significantly improves after applying score normalization, TruSTHresh is the quickest to converge, having the computational upper hand compared to SGLThreshold. We suspect that the design of subtask-specific width and the unimportant samples' gradients being truncated makes our method quickly optimize to the optimal thresholds with less number of steps.

6 RELATED WORK

6.1 Machine Learning for Content Moderation

ML models have been widely adopted for content moderation in the last decade. Since it is very difficult to obtain data on content moderation due to the sensitivity of harmful content, studies on content moderation are mainly conducted in industry rather than academia. In the industry, research on collaboration between ML models and human moderators is predominant [3, 6, 21, 30, 36, 41, 49], rather than directly revealing the ML models operating on social media platforms. Studies conducted in academia mainly focus on text content that is easily available online. Hate speech detection is one of the popular research topics on content moderation. Using benchmark datasets obtained from Twitter [9, 12, 18, 19, 58], Yahoo! [46], and Reddit [51], hate speech detection models [1, 14] have been proposed based on the state-of-the-art architecture such as convolutional neural networks [48], recurrent neural networks [17], and Transformer [16]. Several studies [7, 8, 56] have proposed spoiler detection models to protect users from spoilers that ruin the pleasures of the users for the creative works. Recently, a detection model [27] tracking harmful content that sells illicit drugs on Instagram has been proposed based on deep multi-modal multi-label learning.

6.2 Threshold Optimization

Several research areas are loosely related to our study in terms of finding the optimal thresholds that maximize the target metrics. When we formulate the threshold optimization problem as minimizing a real-valued function output, we can consider it as the unconstrained nonlinear optimization problem [45, 47]. Also, the algorithm configuration problem [29] concentrates on the variant of the above situation where yielding the output is expensive, e.g., whether the specific hyperparameter set for an arbitrary model would result in superior performance or not. However, calculating the metrics such as the F1 score is a cheap operation compared to the targets of the algorithm configuration problem. Even though our work did not concentrate on improving the model itself, there are recent efforts that directly optimize the model to the black-box metrics. Jiang et al. [31] estimate the gradients of the metrics to utilize, and Huang et al. [28] address the mismatch between the loss

to train the model and the metric to evaluate, where they adjust the loss to follow the metric. Furthermore, some specifically concentrate on ranking-based metrics, such as precision or recall, similar to our work. Eban et al. [15] apply relaxation to the metrics to make it tractable, and Revaud et al. [52] and Henderson and Ferrari [24] utilize mean average precision loss to solve image retrieval or object detection problems. The most similar work is the threshold optimization literature [4, 35, 50]. Kong et al. [35] directly optimize the F1 score via simple gradient descent with heuristically chosen step size. Cances et al. [4] exhaustively search the thresholds initially within a coarse range to iteratively reduce the search space. Finally, SGLThresh [50] improve the previous two methods, where our method also share the key idea of surrogate gradient learning.

7 CONCLUSION

In this study, we describe real-world content moderation scenarios based on the multiple subtask approach to cope with various moderation policies. To make moderation decisions more reliable from multiple subtask predictions of ML models, we propose a threshold optimization method that finds the optimal thresholds for the subtasks. Experiments on synthetic and real-world content moderation datasets show that our proposed method improves recall while preserving high precision, optimizing within seconds without any model parameter updates. We believe our study will aid social media platforms that already operate ML-based content moderation systems or are considering building new systems.

REFERENCES

- [1] Pinkesh Badjatiya, Shashank Gupta, Manish Gupta, and Vasudeva Varma. 2017. Deep learning for hate speech detection in tweets. In *Proceedings of the 26th international conference on World Wide Web companion*. 759–760.
- [2] Lucas Beyer, Olivier J Hénaff, Alexander Kolesnikov, Xiaohua Zhai, and Aäron van den Oord. 2020. Are we done with imagenet? *arXiv preprint arXiv:2006.07159* (2020).
- [3] Carrie J Cai, Emily Reif, Narayan Hegde, Jason Hipp, Been Kim, Daniel Smilkov, Martin Wattenberg, Fernanda Viegas, Greg S Corrado, Martin C Stumpe, et al. 2019. Human-centered tools for coping with imperfect algorithms during medical decision-making. In *Proceedings of the 2019 chi conference on human factors in computing systems*. 1–14.
- [4] Léo Cances, Patrice Guyot, and Thomas Pellegrini. 2019. Evaluation of post-processing algorithms for polyphonic sound event detection. In *2019 IEEE Workshop on Applications of Signal Processing to Audio and Acoustics (WASPAA)*. IEEE, 318–322.
- [5] Ilias Chalkidis, Manos Fergadiotis, Prodromos Malakasiotis, and Ion Androutsopoulos. 2019. Large-scale multi-label text classification on EU legislation. *arXiv preprint arXiv:1906.02192* (2019).
- [6] Eshwar Chandrasekharan, Chaitrali Gandhi, Matthew Wortley Mustelie, and Eric Gilbert. 2019. Crossmod: A cross-community learning-based system to assist reddit moderators. *Proceedings of the ACM on human-computer interaction* 3, CSCW (2019), 1–30.
- [7] Buru Chang, Hyunjae Kim, Raehyun Kim, Deahan Kim, and Jaewoo Kang. 2018. A deep neural spoiler detection model using a genre-aware attention mechanism. In *Pacific-Asia Conference on Knowledge Discovery and Data Mining*. Springer, 183–195.
- [8] Buru Chang, Inggeol Lee, Hyunjae Kim, and Jaewoo Kang. 2021. “Killing Me” Is Not a Spoiler: Spoiler Detection Model using Graph Neural Networks with Dependency Relation-Aware Attention Mechanism. In *Proceedings of the 16th Conference of the European Chapter of the Association for Computational Linguistics: Main Volume*. 3613–3617.
- [9] Despoina Chatzakou, Nicolas Kourtellis, Jeremy Blackburn, Emiliano De Cristofaro, Gianluca Stringhini, and Athena Vakali. 2017. Mean birds: Detecting aggression and bullying on twitter. In *Proceedings of the 2017 ACM on web science conference*. 13–22.
- [10] Yi-Ling Chung, Elizaveta Kuzmenko, Serra Sinem Tekiroglu, and Marco Guerini. 2019. CONAN-COUNTER NARRATIVES THROUGH NICHESOURCING: A MULTILINGUAL DATASET OF RESPONSES TO FIGHT ONLINE HATE SPEECH. In *57th Annual Meeting of the Association for Computational Linguistics*. 2819–2829.
- [11] Anubrata Das, Brandon Dang, and Matthew Lease. 2020. Fast, accurate, and healthier: Interactive blurring helps moderators reduce exposure to harmful content. In *Proceedings of the AAAI Conference on Human Computation and Crowdsourcing*, Vol. 8. 33–42.
- [12] Thomas Davidson, Dana Warmley, Michael Macy, and Ingmar Weber. 2017. Automated hate speech detection and the problem of offensive language. In *Proceedings of the International AAAI Conference on Web and Social Media*, Vol. 11. 512–515.
- [13] Ona de Gibert, Naiara Pérez, Aitor García-Pablos, and Montse Cuadros. 2018. Hate Speech Dataset from a White Supremacy Forum. In *Proceedings of the 2nd Workshop on Abusive Language Online (ALW2)*. 11–20.
- [14] Nemanja Djuric, Jing Zhou, Robin Morris, Mihajlo Grbovic, Vladan Radosavljevic, and Narayan Bhamidipati. 2015. Hate speech detection with comment embeddings. In *Proceedings of the 24th international conference on world wide web*. 29–30.
- [15] Elad Eban, Mariano Schain, Alan Mackey, Ariel Gordon, Ryan Rifkin, and Gal Elidan. 2017. Scalable learning of non-decomposable objectives. In *Artificial intelligence and statistics*. PMLR, 832–840.
- [16] Mai ElSherief, Caleb Ziems, David Muchlinski, Vaishnavi Anupindi, Jordyn Seybolt, Munmun De Choudhury, and Diyi Yang. 2021. Latent Hatred: A Benchmark for Understanding Implicit Hate Speech. In *Proceedings of the 2021 Conference on Empirical Methods in Natural Language Processing*. 345–363.
- [17] Antigoni Maria Founta, Despoina Chatzakou, Nicolas Kourtellis, Jeremy Blackburn, Athena Vakali, and Ilias Leontiadis. 2019. A unified deep learning architecture for abuse detection. In *Proceedings of the 10th ACM conference on web science*. 105–114.
- [18] Antigoni Maria Founta, Constantinos Djouvas, Despoina Chatzakou, Ilias Leontiadis, Jeremy Blackburn, Gianluca Stringhini, Athena Vakali, Michael Sirivianos, and Nicolas Kourtellis. 2018. Large scale crowdsourcing and characterization of twitter abusive behavior. In *Twelfth International AAAI Conference on Web and Social Media*.
- [19] Jennifer Golbeck, Zahra Ashktorab, Rashad O Banjo, Alexandra Berlinger, Siddharth Bhagwan, Cody Buntain, Paul Cheakalos, Alicia A Geller, Rajesh Kumar Gnanasekaran, Raja Rajan Gunasekaran, et al. 2017. A large labeled corpus for online harassment research. In *Proceedings of the 2017 ACM on web science conference*. 229–233.
- [20] Robert Gorwa, Reuben Binns, and Christian Katzenbach. 2020. Algorithmic content moderation: Technical and political challenges in the automation of platform governance. *Big Data & Society* 7, 1 (2020), 2053951719897945.
- [21] Ben Green and Yiling Chen. 2019. The principles and limits of algorithm-in-the-loop decision making. *Proceedings of the ACM on Human-Computer Interaction* 3, CSCW (2019), 1–24.
- [22] Chuan Guo, Geoff Pleiss, Yu Sun, and Kilian Q Weinberger. 2017. On calibration of modern neural networks. In *International conference on machine learning*. PMLR, 1321–1330.
- [23] Kaiming He, Xiangyu Zhang, Shaoqing Ren, and Jian Sun. 2016. Deep Residual Learning for Image Recognition. In *Proceedings of the IEEE Conference on Computer Vision and Pattern Recognition (CVPR)*.
- [24] Paul Henderson and Vittorio Ferrari. 2016. End-to-end training of object class detectors for mean average precision. In *Asian conference on computer vision*. Springer, 198–213.
- [25] Dan Hendrycks and Kevin Gimpel. 2016. A baseline for detecting misclassified and out-of-distribution examples in neural networks. *arXiv preprint arXiv:1610.02136* (2016).
- [26] Neil Houlsby, Andrei Giurgiu, Stanislaw Jastrzebski, Bruna Morrone, Quentin De Laroussilhe, Andrea Gesmundo, Mona Attariyan, and Sylvain Gelly. 2019. Parameter-efficient transfer learning for NLP. In *International Conference on Machine Learning*. PMLR, 2790–2799.
- [27] Chuanbo Hu, Minglei Yin, Bin Liu, Xin Li, and Yanfang Ye. 2021. Detection of Illicit Drug Trafficking Events on Instagram: A Deep Multimodal Multilabel Learning Approach. In *Proceedings of the 30th ACM International Conference on Information & Knowledge Management*. 3838–3846.
- [28] Chen Huang, Shuangfei Zhai, Walter Talbott, Miguel Bautista Martin, Shih-Yu Sun, Carlos Guestrin, and Josh Susskind. 2019. Addressing the loss-metric mismatch with adaptive loss alignment. In *International conference on machine learning*. PMLR, 2891–2900.
- [29] Frank Hutter, Holger H Hoos, and Kevin Leyton-Brown. 2011. Sequential model-based optimization for general algorithm configuration. In *International conference on learning and intelligent optimization*. Springer, 507–523.
- [30] Shagun Jhaver, Iris Birman, Eric Gilbert, and Amy Bruckman. 2019. Human-machine collaboration for content regulation: The case of reddit automoderator. *ACM Transactions on Computer-Human Interaction (TOCHI)* 26, 5 (2019), 1–35.
- [31] Qijia Jiang, Olaoluwa Adigun, Harikrishna Narasimhan, Mahdi Milani Fard, and Maya Gupta. 2020. Optimizing black-box metrics with adaptive surrogates. In *International Conference on Machine Learning*. PMLR, 4784–4793.
- [32] TaeYoung Kang, Eunrang Kwon, Junbum Lee, Youngeun Nam, Junmo Song, and JeongKyu Suh. 2022. Korean Online Hate Speech Dataset for Multilabel Classification: How Can Social Science Aid Developing Better Hate Speech Dataset?

- arXiv:2204.03262 [cs.CL]
- [33] Sowmya Karunakaran and Rashmi Ramakrishnan. 2019. Testing stylistic interventions to reduce emotional impact of content moderation workers. In *Proceedings of the AAAI Conference on Human Computation and Crowdsourcing*, Vol. 7. 50–58.
 - [34] Seonghyun Kim. 2022. Korean UnSmile dataset: Human-annotated Multi-label Korean Hate Speech Dataset. https://github.com/smilegate-ai/korean_unsmile_dataset.
 - [35] Qiuqiang Kong, Yong Xu, Wenwu Wang, and Mark D Plumbley. 2020. Sound event detection of weakly labelled data with CNN-transformer and automatic threshold optimization. *IEEE/ACM Transactions on Audio, Speech, and Language Processing* 28 (2020), 2450–2460.
 - [36] Vivian Lai, Samuel Carton, Rajat Bhatnagar, Q Vera Liao, Yunfeng Zhang, and Chenhao Tan. 2022. Human-AI Collaboration via Conditional Delegation: A Case Study of Content Moderation. In *CHI Conference on Human Factors in Computing Systems*. 1–18.
 - [37] Yinhan Liu, Myle Ott, Naman Goyal, Jingfei Du, Mandar Joshi, Danqi Chen, Omer Levy, Mike Lewis, Luke Zettlemoyer, and Veselin Stoyanov. 2019. Roberta: A robustly optimized bert pretraining approach. *arXiv preprint arXiv:1907.11692* (2019).
 - [38] Ziwei Liu, Ping Luo, Xiaogang Wang, and Xiaoou Tang. 2015. Deep Learning Face Attributes in the Wild. In *Proceedings of International Conference on Computer Vision (ICCV)*.
 - [39] Ilya Loshchilov and Frank Hutter. 2016. Sgdr: Stochastic gradient descent with warm restarts. *arXiv preprint arXiv:1608.03983* (2016).
 - [40] Ilya Loshchilov and Frank Hutter. 2017. Decoupled weight decay regularization. *arXiv preprint arXiv:1711.05101* (2017).
 - [41] Brian Lubars and Chenhao Tan. 2019. Ask not what AI can do, but what AI should do: Towards a framework of task delegability. *Advances in Neural Information Processing Systems* 32 (2019).
 - [42] Thomas Mandl, Sandip Modha, Prasenjit Majumder, Daksh Patel, Mohana Dave, Chintak Mandlia, and Aditya Patel. 2019. Overview of the hasoc track at fire 2019: Hate speech and offensive content identification in indo-european languages. In *Proceedings of the 11th forum for information retrieval evaluation*. 14–17.
 - [43] A. Mesaros, A. Diment, B. Elizalde, T. Heittola, E. Vincent, B. Raj, and T. Virtanen. 2019. Sound event detection in the DCASE 2017 Challenge. *IEEE/ACM Transactions on Audio, Speech, and Language Processing* (2019). <https://doi.org/10.1109/TASLP.2019.2907016> In press.
 - [44] Emre O Neftci, Hesham Mostafa, and Friedemann Zenke. 2019. Surrogate gradient learning in spiking neural networks: Bringing the power of gradient-based optimization to spiking neural networks. *IEEE Signal Processing Magazine* 36, 6 (2019), 51–63.
 - [45] John A Nelder and Roger Mead. 1965. A simplex method for function minimization. *The computer journal* 7, 4 (1965), 308–313.
 - [46] Chikashi Nobata, Joel Tetreault, Achint Thomas, Yashar Mehdad, and Yi Chang. 2016. Abusive language detection in online user content. In *Proceedings of the 25th international conference on world wide web*. 145–153.
 - [47] Jorge Nocedal and Stephen J Wright. 2006. Line search methods. *Numerical optimization* (2006), 30–65.
 - [48] Ji Ho Park and Pascale Fung. 2017. One-step and Two-step Classification for Abusive Language Detection on Twitter. In *Proceedings of the First Workshop on Abusive Language Online*. 41–45.
 - [49] John Pavlopoulos, Prodromos Malakasiotis, and Ion Androutsopoulos. 2017. Deeper attention to abusive user content moderation. In *Proceedings of the 2017 conference on empirical methods in natural language processing*. 1125–1135.
 - [50] Thomas Pellegrini and Timothée Masquelier. 2021. Fast threshold optimization for multi-label audio tagging using Surrogate gradient learning. In *ICASSP 2021-2021 IEEE International Conference on Acoustics, Speech and Signal Processing (ICASSP)*. IEEE, 651–655.
 - [51] Jing Qian, Anna Bethke, Yinyin Liu, Elizabeth Belding, and William Yang Wang. 2019. A Benchmark Dataset for Learning to Intervene in Online Hate Speech. In *Proceedings of the 2019 Conference on Empirical Methods in Natural Language Processing and the 9th International Joint Conference on Natural Language Processing (EMNLP-IJCNLP)*. 4755–4764.
 - [52] Jerome Revaud, Jon Almazán, Rafael S Rezende, and Cesar Roberto de Souza. 2019. Learning with average precision: Training image retrieval with a listwise loss. In *Proceedings of the IEEE/CVF International Conference on Computer Vision*. 5107–5116.
 - [53] Sebastian Ruder. 2017. An overview of multi-task learning in deep neural networks. *arXiv preprint arXiv:1706.05098* (2017).
 - [54] Romain Serizel, Nicolas Turpault, Hamid Eghbal-Zadeh, and Ankit Parag Shah. 2018. Large-Scale Weakly Labeled Semi-Supervised Sound Event Detection in Domestic Environments. <https://doi.org/10.48550/ARXIV.1807.10501>
 - [55] Miriah Steiger, Timir J Bharucha, Sukrit Venkatagiri, Martin J Riedl, and Matthew Lease. 2021. The psychological well-being of content moderators: the emotional labor of commercial moderation and avenues for improving support. In *Proceedings of the 2021 CHI conference on human factors in computing systems*. 1–14.
 - [56] Mengting Wan, Rishabh Misra, Ndapandula Nakashole, and Julian McAuley. 2019. Fine-Grained Spoiler Detection from Large-Scale Review Corpora. In *Proceedings of the 57th Annual Meeting of the Association for Computational Linguistics*. 2605–2610.
 - [57] Mei Wang and Weihong Deng. 2018. Deep visual domain adaptation: A survey. *Neurocomputing* 312 (2018), 135–153.
 - [58] Zeerak Waseem and Dirk Hovy. 2016. Hateful symbols or hateful people? predictive features for hate speech detection on twitter. In *Proceedings of the NAACL student research workshop*. 88–93.
 - [59] Thomas Wolf, Lysandre Debut, Victor Sanh, Julien Chaumond, Clement Delangue, Anthony Moi, Pierric Cistac, Tim Rault, Rémi Louf, Morgan Funtowicz, et al. 2019. Huggingface's transformers: State-of-the-art natural language processing. *arXiv preprint arXiv:1910.03771* (2019).
 - [60] Sangdoo Yun, Seong Joon Oh, Byeongho Heo, Dongyoon Han, Junsuk Choe, and Sanghyuk Chun. 2021. Re-labeling imagenet: from single to multi-labels, from global to localized labels. In *Proceedings of the IEEE/CVF Conference on Computer Vision and Pattern Recognition*. 2340–2350.
 - [61] Romain Zimmer, Thomas Pellegrini, Srisht Fateh Singh, and Timothée Masquelier. 2019. Technical report: supervised training of convolutional spiking neural networks with PyTorch. *arXiv preprint arXiv:1911.10124* (2019).