

Partial Least Square Regression via Three-factor SVD-type Manifold Optimization for EEG Decoding

Wanguang Yin¹, Zhichao Liang¹, Jianguo Zhang², and Quanying Liu¹

¹ Shenzhen Key Laboratory of Smart Healthcare Engineering, Department of Biomedical Engineering, Southern University of Science and Technology

² Department of Computer Science, Southern University of Science and Technology, Shenzhen, 518055, China
 {yinwg,liuqy}@sustech.edu.cn

Abstract. Partial least square regression (PLSR) is a widely-used statistical model to reveal the linear relationships of latent factors that comes from the independent variables and dependent variables. However, traditional methods to solve PLSR models are usually based on the Euclidean space, and easily getting stuck into a local minimum. To this end, we propose a new method to solve the partial least square regression, named PLSR via optimization on bi-Grassmann manifold (PLSRbiGr). Specifically, we first leverage the three-factor SVD-type decomposition of the cross-covariance matrix defined on the bi-Grassmann manifold, converting the orthogonal constrained optimization problem into an unconstrained optimization problem on bi-Grassmann manifold, and then incorporate the Riemannian preconditioning of matrix scaling to regulate the Riemannian metric in each iteration. PLSRbiGr is validated with a variety of experiments for decoding EEG signals at motor imagery (MI) and steady-state visual evoked potential (SSVEP) task. Experimental results demonstrate that PLSRbiGr outperforms competing algorithms in multiple EEG decoding tasks, which will greatly facilitate small sample data learning.

Keywords: Partial least square regression, Bi-Grassmann manifold, Riemannian preconditioning, matrix manifold optimization, EEG decoding.

1 Introduction

Extracting the latent factor is an essential procedure for discovering the latent space of high-dimensional data; thereby proposed lots of regression model for latent semantic or variable analysis. Among of them, partial least squares regression (PLSR) is a well-established model for learning the latent variables, by a sequential way to learn the latent sub-spaces while maximally maintaining the correlations between the latent variables of independent variables X and dependent variables Y . Specifically, it can be described as the projection of two variables X and Y onto the lower dimensional sub-spaces U and V . This

application can be found in a various of fields, including chemometrics [2,8], chemical process control [7,13], and neuroscience [5,9].

As a result, there emerges a lot of partial least square regression models, while most of them are based on the *Euclidean space* to solve the latent factors and identify the latent factors column by column in each iteration. A drawback of this approach is that it easily *converges to a spurious local minimum* and hardly obtain a globally optimal solution. Given an extension of PLSR to the N-way tensors with rank-one decomposition, which can provide an improvement on the intuitive interpretation of the model [3]. However, N-way PLSR suffers from high computational complexity and slow convergence in dealing with complex data.

To address problems above, we propose a three-factor SVD-type decomposition of PLSR via optimization on bi-Grassmann manifold (PLSRbiGr). Hence, its corresponding sub-spaces U and V associated with independent variable X and dependent variable Y can be solved by using a nonlinear manifold optimization method. Moreover, we leverage the Riemannian preconditioning of matrix scaling $S^T S$ to regulate the Riemannian metric in each iteration and self-adapt to the changing of subspace [10]. To validate the performance of PLSRbiGr, we conduct two EEG classification tasks on the motor imagery (MI) and steady-state visual evoked potential (SSVEP) datasets. The results demonstrate PLSRbiGr is superior to the inspired modification of PLSR (SIMPLSR) [6], SIMPLSR with the generalized Grassmann manifold (PLSRGGr), SIMPLSR with product manifold (PLSRGStO), as well as the sparse SIMPLSR via optimization on generalized Stiefel manifold (SPLSRGSt) [4]. Our main contributions can be summarized as follow:

- We propose a novel method for solving partial least square regression (PLSR), named PLSR via optimization on bi-Grassmann manifold (PLSRbiGr), which decomposes the cross-covariance matrix ($X^T Y$) to an interpretable subspace (U and V) and simultaneously learns the latent factors via optimization on bi-Grassmann manifold (Sec 2.2).
- We present Riemannian metric that equipped with Riemannian preconditioning, to self-adapt to the changing of subspace. Fortunately, Riemannian preconditioning can largely improves the algorithmic performance (*i.e.* convergence speed and classification accuracy) (Sec 3.2).
- The results of EEG decoding demonstrate that PLSRbiGr outperforms conventional Euclidean-based methods and Riemannian-based methods for small sample data learning (Sec 3.1).

2 Method

2.1 Review of Partial Least Squares Regression

Partial least square regression (PLSR) is a wide class of models for learning the linear relationship between independent variables $X \in \mathbb{R}^{I \times N}$ and dependent variables $Y \in \mathbb{R}^{I \times M}$ by means of latent variables. We present the schematic illustration of partial least square regression (PLSR) in **Fig. 1**.

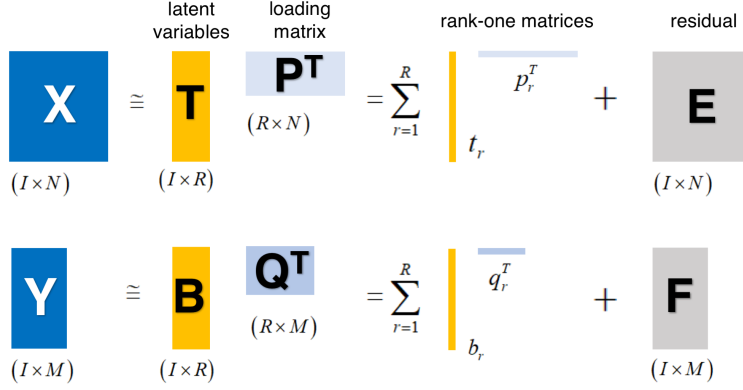


Fig. 1. The PLSR decomposes the independent variables (EEG) $X \in \mathbb{R}^{I \times N}$ and dependent variables (sample labels) $Y \in \mathbb{R}^{I \times M}$ as a sum of rank-one matrices.

To predict dependent variables Y from independent variables X , PLSR finds a set of latent variables (also called the latent vectors, score vectors, or components) by projecting both X and Y onto a lower dimensional subspace while at the same time maximizing the pairwise covariance between the latent variables T and B , which are presented in Eq. (1) & Eq. (2).

$$X = TP^T + E = \sum_{r=1}^R t_r p_r^T + E \quad (1)$$

$$Y = BQ^T + F = \sum_{r=1}^R b_r q_r^T + F \quad (2)$$

where $T = [t_1, t_2, \dots, t_R] \in \mathbb{R}^{I \times R}$ is a matrix of R extracted latent variables from X , and $B = [b_1, b_2, \dots, b_R] \in \mathbb{R}^{I \times R}$ are latent variables from Y , their columns have the maximum correlations between each other. In addition, $P \in \mathbb{R}^{N \times R}$ and $Q \in \mathbb{R}^{M \times R}$ are the loading matrices, and $E \in \mathbb{R}^{I \times N}$ and $F \in \mathbb{R}^{I \times M}$ are the residuals with respect to X and Y .

However, most of the current methods for solving PLSR are based on the Euclidean space by performing the sum of a minimum number of rank-one decomposition to jointly approximate the independent variables X and dependent variables Y . No existing method solves PLSR with bi-Grassmann manifold optimization. To this end, we propose a novel method for solving PLSR via optimization on the bi-Grassmann manifold.

Regression model To predict the dependent variable given a new sample X_{new} , its regression model is given by:

$$Y_{new} = X_{new}C = X_{new}W(P^TW)^{-1}DQ^T \quad (3)$$

where Y^{new} is the predicted output, and $C = U (P^T U)^{-1} D Q^T$ is the regression coefficient calculated from the training data. Following to [4], we can obtain the learned sub-spaces U & V , and its corresponding latent factors $T = XU$ & $B = YV$ by solving the SVD-type model via optimization on bi-Grassmann manifold.

2.2 PLSRbiGr: PLSR via Optimization on Bi-Grassmann Manifold

In the sequel, we present the SVD-type decomposition via optimization on bi-Grassmann manifold. As shown in **Fig. 2**, we treat the cross-product matrix (or tensor) of independent variables and dependent variables as the input data, and then perform the three factor decomposition via optimization on bi-Grassmann manifold.

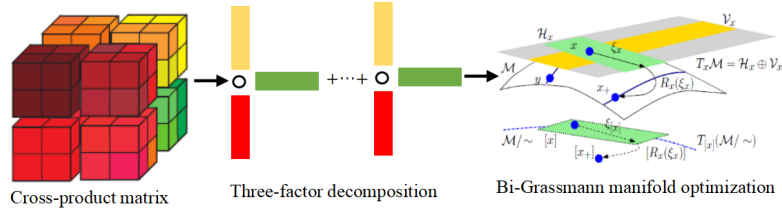


Fig. 2. SVD-type decomposition via optimization on bi-Grassmann manifold.

Three-factor SVD-type decomposition The SVD-type decomposition of cross-product matrix (*i.e.* Z) can be formulated as the following tensor-matrix product:

$$f(U, V, S) = \operatorname{argmin}_{S, U, V} \frac{1}{2} \|S \times_1 U \times_2 V - Z(k)\|_F^2 \quad (4)$$

where k denotes the count of iterations. To apply the Riemannian version of conjugate gradient descent or trust-region method, it needs to obtain the partial derivatives of f with respect to U , V and S , that is given by

$$\begin{aligned} \operatorname{grad} f(U, V, S) &= \frac{\partial f(U, V, S)}{\partial U} \\ &= (USV^T - Z(k))VS^T \\ &= Z(k+1)VS^T \end{aligned} \quad (5)$$

$$\begin{aligned} \operatorname{grad} f(U, V, S) &= \frac{\partial f(U, V, S)}{\partial V} \\ &= (USV^T - Z(k))^T US^T \\ &= Z(k+1)^T US^T \end{aligned} \quad (6)$$

$$\begin{aligned}
\text{grad} f(U, V, S) &= \frac{\partial f(U, V, S)}{\partial S} \\
&= (S \times_1 U \times_2 V - Z(k)) \times_1 U^T \times_2 V^T \\
&= U^T (USV^T - Z(k)) V \\
&= U^T Z(k+1) V
\end{aligned} \tag{7}$$

Then, we project the Euclidean gradient (*i.e.* Eq.(5), Eq.(6), and Eq.(7)) onto the Riemannian manifold space.

SVD-type decomposition via optimization on bi-Grassmann manifold

In this subsection, we derive the bi-Grassmann manifold optimization for the SVD-type decomposition and \mathcal{M} is a manifold equipped with Riemannian metric. Recall that Stiefel manifold is the set of matrices whose columns are orthogonal, that is denoted by

$$St(N, R) = \left\{ U \in \mathbb{R}^{N \times R} \mid U^T U = I_R \right\} \tag{8}$$

For a Stiefel manifold $St(N, R)$, its related Grassmann manifold $Gr(N, R)$ can be formulated as the quotient space of $St(N, R)$, under the equivalence relation defined by the orthogonal group,

$$Gr(N, R) = St(N, R) / \mathcal{O}(R) \tag{9}$$

here, $\mathcal{O}(R)$ is the orthogonal group defined by

$$\mathcal{O}(R) = \left\{ W \in \mathbb{R}^{R \times R} \mid W^T W = WW^T = I_R \right\} \tag{10}$$

Moreover, for the SVD-type decomposition, the optimization sub-spaces can be expressed as the following bi-Grassmann manifold:

$$\mathcal{M} := Gr(N, R) \times Gr(M, R) \times \mathbb{R}^{R \times R} \tag{11}$$

that is equipped with following Riemannian metric:

$$g_Z(\xi_Z, \eta_Z) = \text{tr} \left(SS^T \xi_U^T \eta_U \right) + \text{tr} \left(S^T S \xi_V^T \eta_V \right) + \text{tr} \left(\xi_S^T \eta_S \right) \tag{12}$$

In practice, the computational space (*i.e.* $Z \in \mathbb{R}^{N \times M}$) can be first decomposed into orthogonal complementary sub-spaces (normal space *i.e.* $N_Z \mathcal{M}$, and tangent space *i.e.* $T_Z \mathcal{M}$), and then the tangent space can be further decomposed into the other two orthogonal complementary sub-spaces (horizontal space *i.e.* $H_Z \mathcal{M}$, and vertical space *i.e.* $V_Z \mathcal{M}$), and eventually we project the Euclidean gradient to the horizontal space defined by the equivalence relation of orthogonal group [1].

Riemannian Gradient To obtain the Riemannian gradient, it needs to project the Euclidean gradient onto the Riemannian manifold space [1], that is

$$\begin{aligned}\text{Grad}f(U, V, S) &= \Pi_U \text{grad}f(U, V, S) \\ &= (\text{grad}f(U) - UB_U) (SS^T)^{-1}\end{aligned}\quad (13)$$

$$\begin{aligned}\text{Grad}f(U, V, S) &= \Pi_V \text{grad}f(U, V, S) \\ &= (\text{grad}f(V) - VB_V) (S^TS)^{-1}\end{aligned}\quad (14)$$

where $(SS^T)^{-1}$ and $(S^TS)^{-1}$ is the scaling factors. $\Pi_U = P_U^h P_U^v$ is the project operator that involves two steps of operation, one is a mapping from ambient space to the tangent space (*i.e.*, P_U^v), and the other is a mapping from tangent space to the horizontal space (*i.e.*, P_U^h). Therefore, the computational space of Stiefel manifold $St(N, M)$ can be decomposed into tangent space and normal space, and the tangent space can be further decomposed into two orthogonal complementary sub-spaces (*i.e.* horizontal space and vertical space) [10]. Once the expression of Riemannian gradient and Riemannian Hessian are obtained, we can conduct the Riemannian manifold optimization by using Manopt toolbox [1].

3 Experiments and Results

To test the performance of our proposed algorithm, we conduct experiments on a lot of EEG signal decoding, whose performance is compared to several well known algorithms, including the statistically inspired modification of PLSR (SIMPLSR), SIMPLSR with the generalized Grassmann manifold (PLSRGGr), sparse SIMPLSR via optimization on generalized Stiefel manifold (SPLSRGSt) [4,6], and higher order partial least squares regression (HOPLSR) [12].

3.1 EEG Decoding

In this subsection, we test the efficiency and accuracy of our proposed algorithm (PLSRbiGr) on the public PhysioNet MI dataset [11]. We compare PLSRbiGr with other existing algorithms, including the statistically inspired modification of PLSR (SIMPLSR), SIMPLSR with the generalized Grassmann manifold (PLSRGGr), sparse SIMPLSR via optimization on generalized Stiefel manifold (SPLSRGSt) [4,6], and higher order partial least squares (HOPLSR) [12]. To evaluate the performance of decoding algorithms, we use Accuracy (Acc) as the evaluation metric to quantify the performance of comparison algorithms.

In training, we set the 4-fold-cross-validation to obtain the averaged classification accuracy in testing samples. As shown in **Fig. 3**, PLSRbiGr generally achieves the best performance in comparison to the existing methods. The used PhysioNet EEG MI dataset consists of 2-class MI tasks (*i.e.* runs 3, 4, 7, 8, 11, and 12, with imagine movements of left fist or right fist) [11], which is recorded from 109 subjects with 64-channel EEG signals (sampling rate equals to 160 Hz) during MI tasks. We randomly select 10 subjects from PhysioNet MI dataset in our experiments. The EEG signals are filtered with a band-pass filter (cutoff

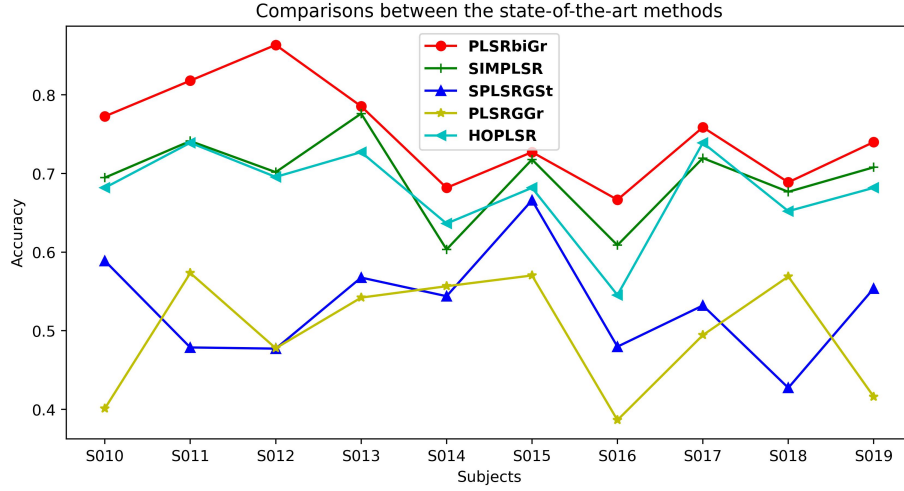


Fig. 3. Accuracy of 2-class MI classification task on PhysioNet MI dataset

frequencies at 7 ~ 35 Hz) and a spatial filter (*i.e.* Xdawn with 16 filters), therefore the resulting data is represented by $trials \times channel \times time$.

The used Macau SSVEP dataset contains 128-channel EEG recordings from 7 subjects sampled at 1000 Hz, which was recorded at University of Macau with their ethical approval. There are four types visual stimulus with flashing frequency at 10Hz, 12Hz, 15Hz, and 20Hz. To increase the signal-noise ratio (SNR) and reduce the dimension of raw EEG signals, the EEG signals are filtered with a band-pass filter (cutoff frequencies at 7 ~ 35 Hz) and a spatial filter (*i.e.* Xdawn with 16 filters). The epochs of 1-second EEG signals before every time point of the SSVEP data were extracted and down-sampled to 200 Hz, therefore the resulting data is represented by $trial \times channel \times time$. **Fig. 4** presents the classification accuracy of all comparison algorithms on the SSVEP dataset.

3.2 Effects of Riemannian Preconditioning

Furthermore, we test the effects of Riemannian preconditioning. In PLSRbiGr, the scaling factors $S^T S$ and SS^T of Riemannian preconditioning provides an effective strategy to accelerate the convergence speed. As shown in Table 1, the classification accuracy and running time of PLSRbiGr equipped with Riemannian preconditioning are closely better than results of other methods, such as PLSRGGGr, PLSRGStO, and SPLSRGSt that have not taken into account of Riemannian preconditioning.

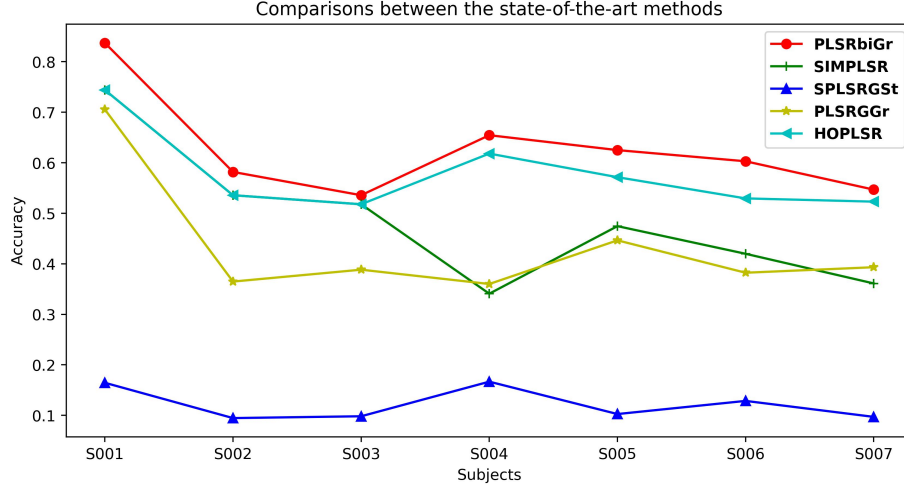


Fig. 4. Accuracy of 4-class SSVEP classification task on Macau SSVEP dataset

4 Discussion and Conclusion

In this paper, we propose a novel method, named partial least square regression via optimization on bi-Grassmann manifold (PLSRbiGr) for EEG signal decoding. It features to find the objective solution via optimization on bi-Grassmann manifold. Specifically, to relax the orthogonality constraints of objective function, PLSRbiGr converts the constrained optimization problem in Euclidean space to an optimization problem defined on bi-Grassmann manifold, thereby its corresponding subspaces (*i.e.* U and V) can be learned by using Riemannian manifold optimization instead of the traditional methods that by deflating the residuals in each iteration. In practice, PLSRbiGr can also be used for image classification, and many other prediction tasks, which has no such limitations. More importantly, extensive experiments on MI and SSVEP datasets suggest that PLSRbiGr robustly outperforms other methods optimized in Euclidean space and has a fast convergence than other algorithms that solved in Riemannian manifold space (Table 1), and the scaling factor of Riemannian preconditioning provides a good generalization ability between subjects and robust to variances (Table 1).

A limitation of our method is that the column of cross-product matrix equals to the class of training samples, thereby the low-rank nature of PLSRbiGr is a certain value. To address such problem, several different directions can be carried out in our future work. For example, we only consider the case of cross-product matrix, when cross covariance is a multi-way array (tensors), it needs to further consider the product manifold optimization. For example, the higher order partial least squares (HOPLSR) can also be defined on the Riemannian

Table 1. The effects of Riemannian preconditioning on the classification accuracy and running time. The test experiments were conducted on Macau SSVEP dataset by using PLSRbiGr.

ID	Accuracy		Running time (s)	
	preconditioned	non-preconditioned	preconditioned	non-preconditioned
S001	0.8487±0.0148	0.3063±0.0394	0.0571	0.0570
S002	0.7036±0.0123	0.1211±0.0241	0.0624	0.0544
S003	0.5903±0.0183	0.1854±0.0278	0.0576	0.0551
S004	0.7360±0.0231	0.1056±0.0258	0.0960	0.0591
S005	0.8026±0.0182	0.3187±0.0483	0.0692	0.0560
S006	0.7987±0.0075	0.1522±0.0285	0.0578	0.0574
S007	0.8375±0.0124	0.2135±0.0375	0.0593	0.0557
mean	0.7596±0.0152	0.2004±0.0330	0.0656	0.0563

manifold space [12], and directly optimized over the entire product of N manifolds, thereby the rank of cross-product tensor can be automatically inferred from the optimization procedures. Another issue that needs to be further investigated is how to scale the computation of Riemannian preconditioning to the higher order partial least squares (HOPLSR).

References

1. P.-A. Absil, R. Mahony, and R. Sepulchre. *Optimization algorithms on matrix manifolds*. Princeton University Press, 2009.
2. R. G. Brereton and G. R. Lloyd. Partial least squares discriminant analysis for chemometrics and metabolomics: How scores, loadings, and weights differ according to two common algorithms. *Journal of Chemometrics*, 32(4):e3028, 2018.
3. R. Bro. Multiway calibration. multilinear pls. *Journal of chemometrics*, 10(1):47–61, 1996.
4. H. Chen, Y. Sun, J. Gao, Y. Hu, and B. Yin. Solving partial least squares regression via manifold optimization approaches. *IEEE transactions on neural networks and learning systems*, 30(2):588–600, 2018.
5. Y. Chu, X. Zhao, Y. Zou, W. Xu, G. Song, J. Han, and Y. Zhao. Decoding multiclass motor imagery eeg from the same upper limb by combining riemannian geometry features and partial least squares regression. *Journal of Neural Engineering*, 17(4):046029, 2020.
6. S. De Jong. Simpls: an alternative approach to partial least squares regression. *Chemometrics and intelligent laboratory systems*, 18(3):251–263, 1993.
7. Y. Dong and S. J. Qin. Regression on dynamic pls structures for supervised learning of dynamic data. *Journal of Process Control*, 68:64–72, 2018.
8. K. Hasegawa, M. Arakawa, and K. Funatsu. Rational choice of bioactive conformations through use of conformation analysis and 3-way partial least squares modeling. *Chemometrics and Intelligent Laboratory Systems*, 50(2):253–261, 2000.
9. D. A. Hoagey, J. R. Rieck, K. M. Rodrigue, and K. M. Kennedy. Joint contributions of cortical morphometry and white matter microstructure in healthy brain aging: a partial least squares correlation analysis. *Human brain mapping*, 40(18):5315–5329, 2019.

10. H. Kasai and B. Mishra. Low-rank tensor completion: a riemannian manifold preconditioning approach. In *International Conference on Machine Learning*, pages 1012–1021. PMLR, 2016.
11. G. Schalk, D. J. McFarland, T. Hinterberger, N. Birbaumer, and J. R. Wolpaw. Bci2000: a general-purpose brain-computer interface (bci) system. *IEEE Transactions on biomedical engineering*, 51(6):1034–1043, 2004.
12. Q. Zhao, C. F. Caiafa, D. P. Mandic, Z. C. Chao, Y. Nagasaka, N. Fujii, L. Zhang, and A. Cichocki. Higher order partial least squares (hopls): a generalized multilinear regression method. *IEEE transactions on pattern analysis and machine intelligence*, 35(7):1660–1673, 2012.
13. J. Zheng and Z. Song. Semisupervised learning for probabilistic partial least squares regression model and soft sensor application. *Journal of process control*, 64:123–131, 2018.