

# DIVISION: Memory Efficient Training via Dual Activation Precision

Guanchu Wang<sup>1</sup> Zirui Liu<sup>1</sup> Zhimeng Jiang<sup>2</sup> Ninghao Liu<sup>3</sup>  
Na Zou<sup>4</sup> Xia Hu<sup>1</sup>

## Abstract

Existing work of activation compressed training relies on searching for optimal bit-width during DNN training to reduce the quantization noise, which makes the procedure complicated and less transparent. To this end, we propose a simple and effective method to compress DNN training. Our method is motivated by an instructive observation: *DNN backward propagation mainly utilizes the low-frequency component (LFC) of the activation maps, while the majority of memory is for caching the high-frequency component (HFC) during the training.* This indicates the HFC of activation maps is highly redundant and compressible during DNN training, which inspires our proposed Dual ActIVation PrecISION (DIVISION). During the training, DIVISION preserves the high-precision copy of LFC and compresses the HFC into a light-weight copy with low numerical precision. This can significantly reduce the memory cost while maintaining a competitive model accuracy. Experiment results show DIVISION has better comprehensive performance than state-of-the-art methods, including over  $10\times$  compression of activation maps, competitive training throughput, without loss of model accuracy.

## 1. Introduction

Deep neural networks (DNNs) have been widely applied to real-world tasks such as language understanding (Devlin et al., 2018), machine translation (Vaswani et al., 2017), visual detection and tracking (Redmon et al., 2016). With increasingly larger and deeper architectures, DNNs achieve remarkable improvement in representation learning and generalization capacity (Krizhevsky et al., 2012). Generally, training a larger model requires more memory resources

<sup>1</sup>Department of Computer Science, Rice University  
<sup>2</sup>Department of Computer Science and Engineering, Texas A&M University <sup>3</sup>Department of Computer Science, University of Georgia <sup>4</sup>Department of Engineering Technology, Texas A&M University. Correspondence to: Guanchu Wang <guanchu.wang@rice.edu>.

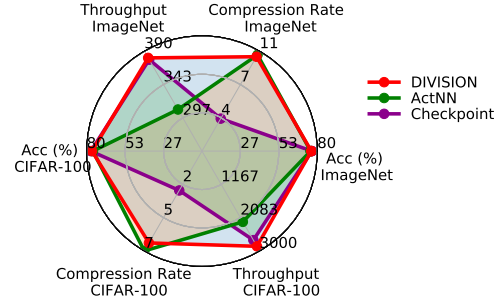


Figure 1: Performance of DIVISION vs baseline methods.

to cache the activation values of all intermediate layers during the backward propagation<sup>1</sup>. For example, training a DenseNet-121 (Huang et al., 2017) on the ImageNet dataset (Deng et al., 2009) requires to cache over 1.3 billion float activation values (4.8GB) during backward propagation; and training a ResNet-50 (He et al., 2016) requires to cache over 4.6 billion float activation values (17GB). Some techniques have been developed to reduce the training cache of DNNs, such as checkpointing (Chen et al., 2016; Gruslys et al., 2016), mix precision training (Vanholder, 2016), low bit-width training (Lin et al., 2017; Chen et al., 2020) and activation compressed training (Georgiadis, 2019; Evans & Aamodt, 2021). Among these, the activation compressed training (ACT) has emerged as a promising method due to its significant reduction of training memory and the competitive learning performance (Liu et al., 2021b).

Existing work of ACT relies on quantizing the activation maps to reduce the memory consumption of DNN training, such as BLPA (Chakrabarti & Moseley, 2019), TinyScript (Fu et al., 2020) and ActNN (Chen et al., 2021). Although ACT could significantly reduce the training memory cost, the quantization process introduces noises in backward propagation, which makes the training suffer from undesirable degradation of accuracy (Fu et al., 2020). Due to this reason, BLPA requires 4-bit ACT to ensure the convergence to optimal solution on the ImageNet dataset, which has only  $6\times$  compression rate<sup>2</sup> of activation maps (Chakrabarti & Moseley, 2019). Other works propose

<sup>1</sup>The activation map of each layer is required for estimating the gradient during backward propagation.

<sup>2</sup> $6\times$  compression rate indicates the memory of cached activation maps is 1/6 of that of normal training.

to search for optimal bit-width to match different samples during training, such as ActNN (Chen et al., 2021) and AC-GC (Evans & Aamodt, 2021). Although it can moderately reduce the quantization noise and achieves optimal solution under 2-bit ACT (nearly  $10\times$  compression rate), the following issues cannot be ignored. First, it is time-consuming to search for optimal bit-width during training. Second, the framework of bit-width searching is complicated and non-transparent, which brings new challenges to follow-up studies on the ACT and its real-world applications.

In this work, we propose a simple and transparent method to reduce the memory cost of DNN training. Our method is motivated by an instructive observation: *DNN backward propagation mainly utilizes the low-frequency component (LFC) of the activation maps, while the majority of memory is for the storage of high-frequency component (HFC)*. This indicates the HFC of activation map is highly redundant and compressible during the training. Following this direction, we propose Dual Activation Precision (DIVISION), which preserves the high-precision copy of LFC and compresses the HFC into a light-weight copy with low numerical precision during the training. In this way, DIVISION can significantly reduce the memory cost. Meanwhile, it will not negatively affect the quality of backward propagation and could maintain competitive model accuracy.

Compared with existing work that integrates searching into learning (Chen et al., 2021), DIVISION has a more simplified compressor and decompressor, speeding up the procedure of ACT. More importantly, it reveals the compressible (HFC) and non-compressible factors (LFC) during DNN training, improving the transparency of ACT. Figure 1 (a) gives the comprehensive performance of DIVISION compared with state-of-the-art methods, which demonstrates the competitiveness of DIVISION in terms of the model accuracy, compression rate, and training throughput. The contributions of this work are summarized as follows:

- We experimentally and theoretically prove DNN backward propagation mainly utilizes the LFC of the activation maps. The HFC is highly redundant and compressible.
- We propose a simple and effective framework DIVISION to reduce the memory cost of DNN training via removing the redundancy in the HFC of activation maps.
- Experiments on three benchmark datasets demonstrate the effectiveness of DIVISION in terms of memory cost, model accuracy, and training throughput.

## 2. Preliminary

### 2.1. Notations

Without loss of generality, we consider an  $L$ -layer deep neural network in this work. During the forward pass, for

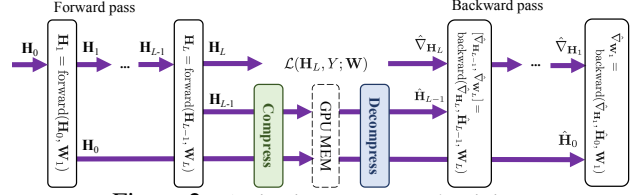


Figure 2: Activation compressed training.

each layer  $l$  ( $1 \leq l \leq L$ ), the activation map is given by

$$\mathbf{H}_l = \text{forward}(\mathbf{H}_{l-1}; \mathbf{W}_l), \quad (1)$$

where  $\mathbf{H}_l$  denotes the activation map of layer  $l$ ;  $\mathbf{H}_0$  takes a mini-batch of input images;  $\mathbf{W}_l$  denotes the weight of layer  $l$ ; and  $\text{forward}(\cdot)$  denotes a feed-forward operation. During the backward pass, the gradients of the loss value towards the activation maps and weights are estimated by

$$[\hat{\nabla}_{\mathbf{H}_{l-1}}, \hat{\nabla}_{\mathbf{W}_l}] = \text{backward}(\hat{\nabla}_{\mathbf{H}_l}, \mathbf{H}_{l-1}, \mathbf{W}_l), \quad (2)$$

where  $\hat{\nabla}_{\mathbf{H}_{l-1}}$  and  $\hat{\nabla}_{\mathbf{H}_l}$  denote the gradient towards the activation map of layer  $l-1$  and  $l$ , respectively;  $\hat{\nabla}_{\mathbf{W}_l}$  denotes the gradient towards the weight of layer  $l$ ; and  $\text{backward}(\cdot)$ <sup>3</sup> denotes the backward function which takes  $\hat{\nabla}_{\mathbf{H}_l}$ ,  $\mathbf{H}_{l-1}$  and  $\mathbf{W}_l$ , and outputs the gradients  $\hat{\nabla}_{\mathbf{H}_{l-1}}$  and  $\hat{\nabla}_{\mathbf{W}_l}$ . Equation (2) indicates it is required to cache the activation maps  $\mathbf{H}_0, \dots, \mathbf{H}_{L-1}$  after the feed-forward operations for gradient estimation during backward propagation.

### 2.2. Activation Compressed Training

It has been proved in existing work (Chen et al., 2020) that majority of memory (nearly 90%) is for caching activation maps during the training of DNNs. Following this direction, the activation compressed training (ACT) reduces the memory cost via real-time compressing the activation maps during the training. A typical ACT framework in existing work (Chakrabarti & Moseley, 2019) is shown in Figure 2. Specifically, after the feed-forward operation of each layer  $l$ , activation map  $\mathbf{H}_{l-1}$  is compressed into a representation for caching. The compression enables a significant reduction of memory compared with caching the original (exact) activation maps. During the backward pass of layer  $l$ , ACT decompresses the cached representation into  $\hat{\mathbf{H}}_{l-1}$ , and estimates the gradient by taking the reconstructed  $\hat{\mathbf{H}}_{l-1}$  into Equation (2):  $[\hat{\nabla}_{\mathbf{H}_{l-1}}, \hat{\nabla}_{\mathbf{W}_l}] = \text{backward}(\hat{\nabla}_{\mathbf{H}_l}, \hat{\mathbf{H}}_{l-1}, \mathbf{W}_l)$ .

Even though the pipeline of compression and decompression is lossy, i.e.  $\hat{\mathbf{H}}_l \neq \mathbf{H}_l$  for  $1 \leq l \leq L$ . It has been proved ACT can limit the reconstruction error flowing back to early layers and enables the training to approach an approximately optimal solution (Chen et al., 2021).

<sup>3</sup>We do not focus on the closed form of the backward function, which is implemented by `torch.autograd`.

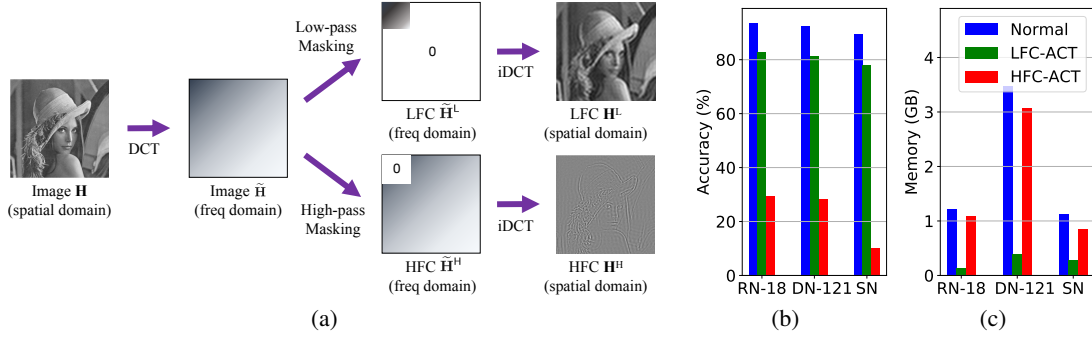


Figure 3: (a) Adopting DCT to estimate the low frequency component (LFC) and high frequency component (HFC) of an image. (b) Top-1 accuracy and (c) Memory cost of normal training, LFC-ACT and HFC-ACT, where RN-18, DN-121, and SN refer to the ResNet-18, DenseNet-121, and ShuffleNet-V2, respectively.

### 2.3. Discrete Cosine Transformation

Discrete Cosine Transformation (DCT) projects the target data from the spatial domain to the frequency domain via the inner-product of the data and a collection of cosine functions with different frequency (Rao & Yip, 2014). We focus on the 2D-DCT in this section, where the target data is the input image and activation maps of DNNs. The cases of 1D/3D-DCT for 1D/3D activation maps are considered in Appendix A. Specifically, for 2D-matrix data  $\mathbf{H}$ , the frequency-domain feature  $\tilde{\mathbf{H}}$  is estimated by  $\tilde{\mathbf{H}} = \text{DCT}(\mathbf{H})$ , where  $\mathbf{H}$  and  $\tilde{\mathbf{H}}$  have the same shape of  $N \times N$ ; and each of the element  $\tilde{h}_{i,j}$  is given by

$$\tilde{h}_{i,j} = \sum_{m=0}^{N-1} \sum_{n=0}^{N-1} h_{m,n} \cos \left[ \frac{\pi}{N} \left( m + \frac{1}{2} \right) i \right] \cos \left[ \frac{\pi}{N} \left( n + \frac{1}{2} \right) j \right], \quad (3)$$

where  $h_{m,n}$ ,  $0 \leq m, n \leq N-1$ , are elements in the original matrix  $\mathbf{H}$ . During the training of DNNs, an image or activation map has the shape of  $\text{Minibatch} \times \text{Channel} \times N \times N$ . In this case, the frequency-domain feature is estimated via operating 2D-DCT for each  $N \times N$  matrix in each channel.

With DCT, we could extract the low-frequency/high-frequency component (LFC/HFC) of an image or activation map, using a pipeline of low-pass/high-pass masking and inverse DCT, as shown in Figure 3. To be concrete, the estimation of LFC and HFC is given by

$$\mathbf{H}^L = \text{iDCT}(\tilde{\mathbf{H}} \odot \mathbf{M}) \quad (4)$$

$$\mathbf{H}^H = \text{iDCT}(\tilde{\mathbf{H}} \odot (\mathbf{1}_{N \times N} - \mathbf{M})), \quad (5)$$

where  $\text{iDCT}(\cdot)$  denotes the inverse DCT (Rao & Yip, 2014);  $\mathbf{M} = [m_{i,j}]_{1 \leq i, j \leq N}$  denotes an  $N \times N$  low-pass mask satisfying  $m_{i,j} = 1$  for  $1 \leq i, j \leq W$  and  $m_{i,j} = 0$  for other elements; and  $\mathbf{1}_{N \times N} - \mathbf{M}$  indicates the high-pass mask. Intuitively,  $\mathbf{H}^L$  has  $W^2$  non-zero float numbers in each channel, in contrast with  $N^2 - W^2$  non-zero float numbers in each channel of  $\mathbf{H}^H$ . Generally, we have  $W \ll N$  in practical scenarios, e.g.  $W/N = 0.1$  in Figure 3 (a). This indicates the HFC takes the majority of the memory cost in the caching of activation maps.

## 3. Contribution of LFC and HFC to Backward Propagation

In this section, we experimentally prove the LFC of activation maps has significantly more contribution to DNN backward propagation than the HFC. Moreover, our theoretical result indicates the LFC enables the estimated gradient to be bounded into a tighter range around the optimal value, leading to a more accurate learned model, which is consistent with the experimental results.

### 3.1. Experimental Analysis

To study the individual contribution of LFC and HFC to DNN backward propagation, we design three training methods with different backward propagations: **LFC-ACT** takes LFC into the backward function as shown in Equation (6), where  $\mathbf{H}_t^L$  is estimated by Equations (4); **HFC-ACT** takes HFC into the backward function as given in Equation (7), where  $\mathbf{H}_t^H$  is according to Equation (5); **Normal training** (for comparison) estimates the gradients by Equation (2).

$$[\hat{\nabla}_{\mathbf{H}_{t-1}}, \hat{\nabla}_{\mathbf{W}_t}] = \text{backward}(\hat{\nabla}_{\mathbf{H}_t}, \mathbf{H}_t^L, \mathbf{W}_t), \quad (6)$$

$$[\hat{\nabla}_{\mathbf{H}_{t-1}}, \hat{\nabla}_{\mathbf{W}_t}] = \text{backward}(\hat{\nabla}_{\mathbf{H}_t}, \mathbf{H}_t^H, \mathbf{W}_t). \quad (7)$$

We conduct the experiments on the CIFAR-10 dataset. The implementation details are given in Appendix B. The top-1 accuracy and memory cost of LFC-ACT, HFC-ACT, and normal training are shown in Figure 3 (b) and (c), respectively. Overall, we have the following observations:

- **Accuracy:** According to Figure 3 (b), HFC-ACT suffers from significantly more degradation of accuracy than LFC-ACT. This indicates *DNN backward propagation mainly utilizes the LFC of activation maps*.
- **Memory:** According to Figure 3 (c), the storage of HFC requires significantly more memory than that of the LFC. i.e. *The storage of HFC consumes the majority of memory*.

To better understand the results of model accuracy, we theoretically prove the gradient for backward propagation is bounded into a tighter range around the optimal value in LFC-ACT. This enables LFC-ACT to learn a more accu-

rate model than HFC-ACT.

### 3.2. Theoretical Analysis

We theoretically analyze the gradient estimation error of LFC-ACT and HFC-ACT which adopt Equations (6) and (7) for backward propagation, respectively. Generally, for the LFC-ACT and HFC-ACT, let  $\hat{\nabla}_{\mathbf{W}_l}^L$  and  $\hat{\nabla}_{\mathbf{W}_l}^H$  denote the estimated gradient of layer  $l$ , respectively. In this way,  $\|\hat{\nabla}_{\mathbf{W}_l}^L - \nabla_{\mathbf{W}_l}\|_F^4$  and  $\|\hat{\nabla}_{\mathbf{W}_l}^H - \nabla_{\mathbf{W}_l}\|_F^4$  indicates the gradient estimation errors, taking the complete gradient  $\nabla_{\mathbf{W}_l}$  as a reference. To compare the distortion of backward propagation in LFC-ACT and HFC-ACT, let  $\text{GEB}_l^L$  and  $\text{GEB}_l^H$  denote the gradient error upper bound (GEB), respectively, i.e.  $\|\hat{\nabla}_{\mathbf{W}_l}^L - \nabla_{\mathbf{W}_l}\|_F \leq \text{GEB}_l^L$  and  $\|\hat{\nabla}_{\mathbf{W}_l}^H - \nabla_{\mathbf{W}_l}\|_F \leq \text{GEB}_l^H$ . Intuitively, higher GEB indicates less accurate backward propagation, leading to a less accurate model after training. To this end, we give Theorem 3.1 to compare  $\text{GEB}_l^L$  and  $\text{GEB}_l^H$ , where a convolutional layer is considered. The proof is given in Appendix K. A similar analysis of GEB for a linear layer applied to MLPs and Transformers is provided in Appendix L.

**Theorem 3.1.** *During the backward pass of a convolutional layer  $l$ ,  $\text{GEB}_l^L$  and  $\text{GEB}_l^H$  satisfy*

$$\text{GEB}_l^L - \text{GEB}_l^H = \left( \alpha_{l,l} \|\mathbf{H}_{l-1}^T\|_F + \beta_l \right) (\lambda_l^H - \lambda_l^L) + \|\mathbf{H}_{l-1}^T\|_F \sum_{i=l+1}^L \alpha_{l,i} (\lambda_i^H - \lambda_i^L) \prod_{j=l}^{i-1} \gamma_j, \quad (8)$$

where  $\alpha_{l,i}, \beta_l, \gamma_l > 0$  for  $1 \leq l, i \leq L$  depend on the model weights before backward propagation (given by Equations (28) in Appendix K);  $\lambda_l^L = \|\tilde{\mathbf{H}}_l \odot \mathbf{M}\|_F$ ;  $\lambda_l^H = \|\tilde{\mathbf{H}}_l \odot (\mathbf{1} - \mathbf{M})\|_F$ ;  $\tilde{\mathbf{H}}_l = \text{DCT}(\mathbf{H}_l)$ ; and  $\mathbf{M}$  denotes the loss-pass mask given by Equation (4).

Theorem 3.1 indicates the GEB difference depends on  $\lambda_l^H - \lambda_l^L$  for  $1 \leq l \leq L$  during the training. Following this direction, we estimate  $\lambda_l^L$  and  $\lambda_l^H$  via  $\lambda_l^L = \|\tilde{\mathbf{H}}_l \odot \mathbf{M}\|_F$  and  $\lambda_l^H = \|\tilde{\mathbf{H}}_l \odot (\mathbf{1} - \mathbf{M})\|_F$  during the training of ResNet-18 and DenseNet-121 on the CIFAR-10 dataset. Specifically,  $\mathbf{H}_l$  takes the activation maps of the BasicBlocks in ResNet-18, and Denseblocks in DenseNet-121. The estimation of  $\lambda_l^L$  and  $\lambda_l^H$  is based on the checkpoint of ResNet-18 in epochs 20, 40, and 60, and visualized in Figures 4 (a)-(c), respectively. The implementation details and results of DenseNet-121 are given in Appendix C. It is consistently observed that  $\lambda_l^L > \lambda_l^H$  for different instances and layers. This leads to  $\text{GEB}_l^L < \text{GEB}_l^H$  according to Theorem 3.1. Therefore, HFC-ACT suffers from a worse distortion of backward propagation during the training, eventually leading to less accurate learned model than LFC-ACT.

In this section, from both experimental and theoretical per-

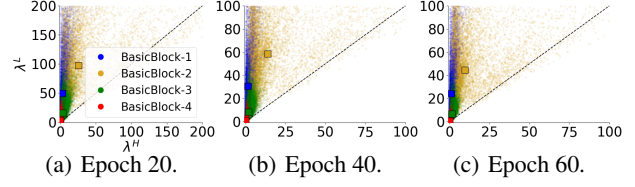


Figure 4:  $\lambda_l^L = \|\tilde{\mathbf{H}}_l \odot \mathbf{M}\|_F$  versus  $\lambda_l^H = \|\tilde{\mathbf{H}}_l \odot (\mathbf{1} - \mathbf{M})\|_F$  in the training (epochs 20, 40, and 60) of ResNet-18.  $\mathbf{H}_l$  takes the activation maps of four BasicBlocks in ResNet-18;  $\square$  indicates the mean values.

spectives, we prove the HFC of activation maps has less contribution to backward propagation than LFC. However, according to Figure 3 (c), the HFC takes the majority of memory cost during the training. This indicates the HFC is highly redundant and compressible during the training. Following this direction, we propose DIVISION to compress the activation maps into a dual precision representation: *high-precision LFC* combined with *low-precision HFC*. On the one hand, both LFC and low-precision HFC requires much less memory to cache. On the other hand, removing the redundancy of HFC cannot cause much distortion of backward propagation. In this way, DIVISION enables effective compression of training memory without degradation of model accuracy.

## 4. Dual Activation Precision Training

We introduce the proposed Dual ActIVation PrecISION (DIVISION) in this section. The framework of DIVISION is shown in Figure 5. Specifically, after the feed-forward operation of each layer, DIVISION estimates the LFC and compresses the HFC into a low-precision copy such that the total memory cost is significantly decreased after the compression. Before the backward propagation of each layer, the low-precision HFC is decompressed and combined with LFC to reconstruct the activation map. For the convenience of description, the compression and decompression are formalized based on 2D activation maps in this section. A similar processing of 1D/3D activation maps is considered in Appendix D without loss of generality.

### 4.1. Activation Map Compression

For compressing the activation map  $\mathbf{H}_l$  of layer  $l$ , DIVISION estimates the LFC  $\mathbf{H}_l^L$  and HFC  $\mathbf{H}_l^H$  after the feed-forward operation. However, the high computational complexity of DCT prevents us from directly applying it to real-time algorithms. We thus give Theorem 4.1 to introduce a moving average operation that can approximate the loss-pass filter. The proof is given in Appendix M.

**Theorem 4.1.** *For any real-valued function  $f(x)$  and its moving average  $\bar{f}(x) = \frac{1}{2B} \int_x^{x+2B} f(t)dt$ , let  $F(\omega)$  and  $\bar{F}(\omega)$  denote the Fourier transformation of  $f(x)$  and  $\bar{f}(x)$ , respectively. Generally, we have  $\bar{F}(\omega) = H(\omega)F(\omega)$ ,*

<sup>4</sup>The Frobenius norm of  $n \times n$  matrix  $\mathbf{A}$  is given by  $\|\mathbf{A}\|_F = \sqrt{\sum_{i=1}^n \sum_{j=1}^n a_{ij}^2}$ .



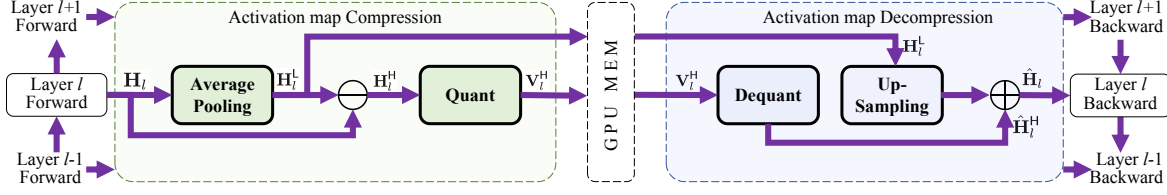


Figure 5: Framework of Dual Activation Precision Training.

where  $|H(\omega)| = \left| \frac{\sin \omega B}{\omega B} \right|$ .

**Remark 4.2.** The frequency response of  $H(\omega)$  depends on its envelope function  $\frac{1}{|\omega B|}$ . Note that  $\frac{1}{|\omega B|}$  decreases with  $|\omega|$  such that  $\frac{1}{|\omega B|} \rightarrow 0$  as  $\omega \rightarrow \infty$ . Hence,  $H(\omega)$  is an approximate loss-pass filter.

According to Remark 4.2, we approximate the LFC  $\mathbf{H}_l^L$  into the moving average of  $\mathbf{H}_l$ . Note that the average pooling operator provides efficient moving average. DIVISION adopts average pooling to estimate the LFC by  $\mathbf{H}_l^L = \text{AveragePooling}(\mathbf{H}_l)$ . The value of block-size and moving stride is a unified hyper-parameter  $B$ , which controls the memory of  $\mathbf{H}_l^L$ <sup>5</sup>. Moreover,  $\mathbf{H}_l^L$  is cached in the format of `bf16` for saving the memory. In our experiments, we found  $B = 8$  can provide representative LFC for backward propagation, where the memory cost of  $\mathbf{H}_l^L$  is only 0.8% of  $\mathbf{H}_l$ .

To estimate the HFC, DIVISION calculates the residual value given by  $\mathbf{H}_l^H = \mathbf{H}_l - \text{UpSampling}(\mathbf{H}_l^L)$ , where the up-sampling operation enlarges  $\mathbf{H}_l^L$  to shape  $\text{Minibatch} \times \text{Channel} \times N \times N$  via nearest interpolation. Then, DIVISION compress  $\mathbf{H}_l^H$  into low-precision because it plays a less important role during the backward propagation but consumes most of the memory. Specifically, DIVISION adopts  $Q$ -bit per-channel quantization<sup>67</sup> for the compression, where the bit-width  $Q$  controls the precision and memory cost of HFC after the compression. Let  $\mathbf{V}_l^H$  denote a  $Q$ -bit integer matrix, as the low-precision representation of  $\mathbf{H}_l^H$ . The procedure of compressing  $\mathbf{H}_l^H$  into  $\mathbf{V}_l^H$  is given by

$$\mathbf{V}_l^H = \text{Quant}(\mathbf{H}_l^H) = \lfloor \Delta_l^{-1}(\mathbf{H}_l^H - \delta_l) \rfloor, \quad (9)$$

where  $\delta_l$  denotes the minimum element in  $\mathbf{H}_l^H$ ;  $\Delta_l = (h_{\max} - \delta_l) / (2^Q - 1)$  denotes the quantization step;  $h_{\max}$  denotes the maximum element in  $\mathbf{H}_l^H$ ;  $\lfloor \cdot \rfloor$  denotes the *stochastic rounding*<sup>89</sup> (Gupta et al., 2015); and  $\delta_l$  and  $\Delta_l$  are cached in the format of `bf16` for saving memory. In this way, the memory cost of  $(\mathbf{V}_l^H, \delta_l, h_{\max})$  is  $(N^2Q/8 + 4)$

<sup>5</sup>For the case  $N < B$ , the pooling block-size and stride will be  $N$  such that the shape of  $\mathbf{H}_l^L$  is  $\text{Minibatch} \times \text{Channel} \times 1 \times 1$ .

<sup>6</sup>A fixed bit-width is adopted for the quantization of all layers to maximize the efficiency of data processing.

<sup>7</sup>Per-channel quantization is more efficient and light than per-group quantization in state-of-the-art work.

<sup>8</sup> $\lfloor x \rfloor$  takes the value of  $\lfloor x \rfloor$  with a probability of  $x - \lfloor x \rfloor$  and takes  $\lceil x \rceil$  with a probability of  $\lceil x \rceil - x$ .

<sup>9</sup>The stochastic rounding enables the pipeline of quantization and dequantization to be unbiased, i.e.  $\mathbb{E}[\mathbf{V}_l^H] = \mathbf{H}_l^H$ .

bytes per channel, in contrast with that of  $\mathbf{H}_l$  being  $4N^2$  bytes per channel. In our experiments, we found  $Q = 2$  can provide enough representation for backward propagation, where the memory cost of  $\mathbf{V}_l^H$  is only 8.3% of  $\mathbf{H}_l$ .

After the compression, as the representation of  $\mathbf{H}_l$ , the tuple of  $(\mathbf{H}_l^L, \mathbf{V}_l^H, \Delta_l, \delta_l)$  is cached to the memory for reconstructing the activation maps during the backward pass.

## 4.2. Activation Map Decompression

During the backward pass, DIVISION adopts the cached tuples of  $\{(\mathbf{H}_l^L, \mathbf{V}_l^H, \Delta_l, \delta_l) | 0 \leq l \leq L-1\}$  to reconstruct the activation map layer-by-layer. Specifically, for each layer  $l$ , DIVISION dequantizes the HFC via  $\hat{\mathbf{H}}_l^H = \Delta_l \mathbf{V}_l^H + \delta_l$ , which is the inverse process of Equation (9). Then, the activation map is reconstructed via

$$\hat{\mathbf{H}}_l = \text{UpSampling}(\mathbf{H}_l^L) + \hat{\mathbf{H}}_l^H, \quad (10)$$

where  $\text{UpSampling}(\cdot)$  enlarges  $\mathbf{H}_l^L$  to shape  $\text{Minibatch} \times \text{Channel} \times N \times N$  via nearest interpolation. After the decompression, DIVISION frees the caching of  $(\mathbf{H}_l^L, \mathbf{V}_l^H, \Delta_l, \delta_l)$ , and takes  $\hat{\mathbf{H}}_l$  into  $[\hat{\nabla}_{\mathbf{H}_{l-1}}, \hat{\nabla}_{\mathbf{W}_l}] = \text{backward}(\hat{\nabla}_{\mathbf{H}_l}, \hat{\mathbf{H}}_{l-1}, \mathbf{W}_l)$  to estimate the gradient for backward propagation.

### Algorithm 1 Mini-batch updating of DIVISION

**Input:** Mini-batch samples  $\mathbf{x}$  and labels  $\mathbf{y}$ .

**Output:** Weight and bias  $\{\mathbf{W}_l, \mathbf{B}_l | 1 \leq l \leq L\}$ .

```

1: for layer  $l := 1$  to  $L$  do
2:    $\mathbf{H}_l = f(\mathbf{W}_l \mathbf{H}_{l-1} + \mathbf{B}_l) // \mathbf{H}_0 = \mathbf{x}$ 
3:    $\mathbf{H}_{l-1}^L = \text{AveragePooling}(\mathbf{H}_{l-1})$ 
4:    $\mathbf{H}_{l-1}^H = \mathbf{H}_{l-1} - \text{UpSampling}(\mathbf{H}_{l-1}^L)$ 
5:    $\mathbf{V}_{l-1}^H, \Delta_{l-1}, \delta_{l-1} = \text{Quant}(\mathbf{H}_{l-1}^H)$ 
6:   Cache  $(\mathbf{H}_{l-1}^L, \mathbf{V}_{l-1}^H, \Delta_{l-1}, \delta_{l-1})$ 
7: end for
8: Estimate the loss value and gradient  $\hat{\nabla}_{\mathbf{H}_L}$ .
9: for layer  $l := L$  to 1 do
10:   $\hat{\mathbf{H}}_{l-1}^H = \text{Dequant}(\mathbf{V}_{l-1}^H, \Delta_{l-1}, \delta_{l-1})$ 
11:   $\hat{\mathbf{H}}_{l-1} = \text{UpSampling}(\mathbf{H}_{l-1}^L) + \hat{\mathbf{H}}_{l-1}^H$ 
12:  Estimate  $[\hat{\nabla}_{\mathbf{H}_{l-1}}, \hat{\nabla}_{\mathbf{W}_l}]$  and update  $\mathbf{W}_l$ .
13:  Free  $(\mathbf{H}_{l-1}^L, \mathbf{V}_{l-1}^H, \Delta_{l-1}, \delta_{l-1})$ .
14: end for
    
```

## 4.3. Algorithm of DIVISION

Algorithm 1 demonstrates a mini-batch updating of DIVISION, which includes a forward pass and backward pass. During the forward pass of each layer, DIVISION first

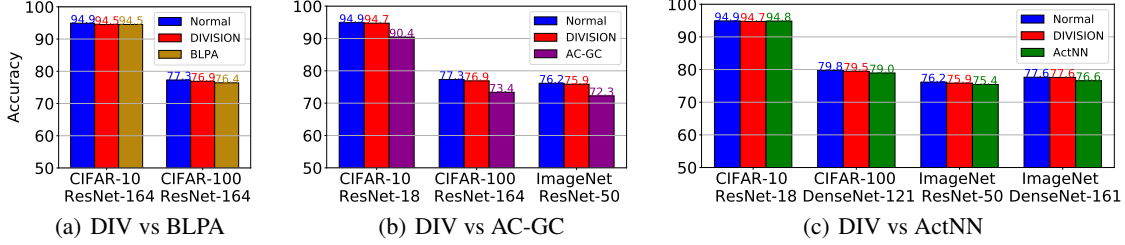


Figure 6: Top-1 accuracy (%)  $\uparrow$  of Normal training, DIVISION, BLPA (a), AC-GC (b), and ActNN (c).

forwards the exact activation map to the next layer (line 2); then, estimates the LFC and HFC (line 3-4); after this, achieves the low precision copy of HFC (lines 5); finally caches the representation to the memory (line 6). During the backward pass of each layer, DIVISION first decompresses the HFC (line 10); then reconstructs the activation map (line 11); after this, estimates the gradients and updates the weights of layer  $l$  (line 12); finally frees the caching of  $(\mathbf{H}_{l-1}^L, \mathbf{V}_{l-1}^H, \Delta_{l-1}, \delta_{l-1})$  (line 13). For each mini-batch updating, the memory usage reaches the maximum value after the forward pass (caching the representation of activation maps layer-by-layer), and reduces to the minimum value after the backward pass (freeing the cache layer-by-layer). Existing work (Chen et al., 2021) estimates the memory cost of activation maps by

$\text{MEM Cost} = \text{MEM Util}_{\text{after forward}} - \text{MEM Util}_{\text{after backward}}$ , where existing deep learning tools provide APIs<sup>10</sup> to estimate the memory utilization.

The theoretical compression rate  $R$  of DIVISION is given in Appendix N, where general cases of convolutional neural networks and multi-layer perception are considered for the estimation. For the model architectures in our experiments, we have  $R_{\text{ResNet-50}}, R_{\text{WRN-50-2}} \geq 10.35$ .

## 5. Evaluation of DIVISION

We conduct the experiments to evaluate DIVISION by answering the following research questions. **RQ1:** How does DIVISION perform compared with state-of-the-art baseline methods in terms of the model accuracy, memory cost, and training throughput? **RQ2:** Does the strategy of dual-precision compression contribute to DIVISION? **RQ3:** What is the effect of hyper-parameters on DIVISION?

### 5.1. Experiment Setup

The experiment setting including the datasets, baseline methods and DNN architectures is specified in Appendix E. The implementation details including the hyper-parameters setting and configuration of baseline methods are given in Appendix F. Experiments on MLPs are given in Appendix H.

<sup>10</sup> `torch.cuda.memory_allocated` returns the memory occupied by tensors in bytes.

### 5.2. Evaluation by Model Accuracy (RQ1)

In this section, we evaluate the training methods in terms of model accuracy on the CIFAR-10, CIFAR-100 and ImageNet datasets. Specifically, DIVISION is compared with BLPA (Chakrabarti & Moseley, 2019), AC-GC (Evans & Aamodt, 2021) and ActNN (Chen et al., 2021) in Figure 6 (a)-(c), respectively, where different model architectures are considered. Here, Checkpoint and SWAP are not considered in this section because they are able to reduce the training memory without degradation of model accuracy. Overall, we have the following observations:

- **DIV vs Baseline Methods:** Compared with normal training, DIVISION achieves almost the same top-1 accuracy. In contrast, the baseline methods suffer from slightly higher validation error. This indicates DIVISION provides nearly loss-less compression of DNN training.
- **Flexibility of DIV:** DIVISION consistently achieves competitive model accuracy in the training of different architectures on different datasets. This indicates DIVISION is a flexible framework that can be applied to different architectures and datasets.
- **Compressibility of HFC:** Note that DIVISION adopts a significantly high compression rate  $12\times$  for the HFC during the training, and achieves nearly loss-less accuracy. This result indicates the HFC of activation map is highly redundant and compressible during the training.

### 5.3. Evaluation by Memory Cost (RQ1)

We evaluate the training methods in terms of the training memory cost on the ImageNet dataset, where the configuration of our computational infrastructure is given in Appendix I. Table 1 indicates the training memory cost and practical compression rate of DIVISION and baseline methods. Overall, we have the following observations:

- **DIV Checkpoint & BLPA:** Checkpoint shows considerable memory overhead because it caches some key activation maps to reconstruct other activation maps during backward pass. BLPA is less effective than DIVISION because it relies on at least 4-bit compression.
- **DIV vs AC-GC:** The practical memory cost of AC-GC should be greater than the values given in Table 1. AC-

Table 1: (a) Memory cost↓ and compression rate↑. *Total Mem* refers to total memory cost of weights, optimizer, data and activation maps. *Act Mem* refers to memory cost of activation maps. (b) Performance of DIVISION, Checkpoint, and Mesa on the Swin-Transformer. (c) Model accuracy of Fixed bit-width quantization, DIVISION w/o LFC, DIVISION w/o HFC, and DIVISION.

(a)										(b)			
Architecture		ResNet-50				WRN-50-2					Acc (%)	Mem. (GB)	Throughput
Batch-size		64	128	256	512	64	128	256	512	Normal	81.2	14.43 (1×)	233.53 ips
Total Mem (GB)	Normal	5.46	10.62	20.92	OOM	7.52	14.23	27.68	OOM	Mesa	<b>81.3</b>	6.56 (2.20×)	136.70 ips
	Checkpoint	2.57 (2.1×)	4.84 (2.2×)	9.39 (2.2×)	18.49	3.05 (2.5×)	5.33 (2.7×)	9.88 (2.8×)	OOM	Checkpoint	81.2	6.72 (2.15×)	<b>201.73</b> ips
	BLPA	1.15 (4.7×)	2.01 (5.3×)	3.72 (5.6×)	7.14	1.87 (4.0×)	2.96 (4.8×)	5.15 (5.4×)	9.51	DIVISION	81.0	<b>5.07 (2.85×)</b>	175.48 ips
	AC-GC	1.80 (3.0×)	3.31 (3.2×)	6.31 (3.3×)	12.33	2.72 (2.8×)	4.66 (3.1×)	8.53 (3.2×)	16.27	(c)			
	ActNN	<b>0.81 (6.7×)</b>	<b>1.34 (7.9×)</b>	<b>2.39 (8.8×)</b>	<b>4.47</b>	<b>1.44 (5.2×)</b>	<b>2.09 (6.8×)</b>	<b>3.41 (8.1×)</b>	<b>6.03</b>	Fixed-4bit		CIFAR-100	ImageNet
	DIVISION	<b>0.82 (6.7×)</b>	<b>1.35 (7.9×)</b>	<b>2.41 (8.7×)</b>	<b>4.52</b>	<b>1.45 (5.2×)</b>	<b>2.12 (6.7×)</b>	<b>3.44 (8.0×)</b>	<b>6.08</b>	Fixed-2bit	75.07		76.05
										w/o LFC	1		0.1
Act. Mem (GB)	Normal	5.14	10.25	20.48	OOM	6.70	13.38	26.75	OOM	w/o HFC	60.54		7.79
	Checkpoint	2.24 (2.3×)	4.48 (2.3×)	8.95 (2.3×)	17.90	2.24 (3.0×)	4.48 (3.0×)	8.95 (3.0×)	OOM	DIVISION	69.56		28.51
	BLPA	0.82 (6.3×)	1.64 (6.2×)	3.28 (6.2×)	6.56	1.06 (6.3×)	2.11 (6.3×)	4.22 (6.3×)	8.44				
	AC-GC	1.47 (3.5×)	2.94 (3.5×)	5.88 (3.5×)	11.75	1.91 (3.5×)	3.81 (3.5×)	7.61 (3.5×)	15.20				
	ActNN	<b>0.49 (10.5×)</b>	<b>0.97 (10.6×)</b>	<b>1.94 (10.6×)</b>	<b>3.89</b>	<b>0.62 (10.8×)</b>	<b>1.25 (10.7×)</b>	<b>2.49 (10.7×)</b>	<b>4.97</b>				
	DIVISION	<b>0.49 (10.5×)</b>	<b>0.99 (10.4×)</b>	<b>1.97 (10.4×)</b>	<b>3.94</b>	<b>0.64 (10.5×)</b>	<b>1.27 (10.5×)</b>	<b>2.52 (10.6×)</b>	<b>5.02</b>				

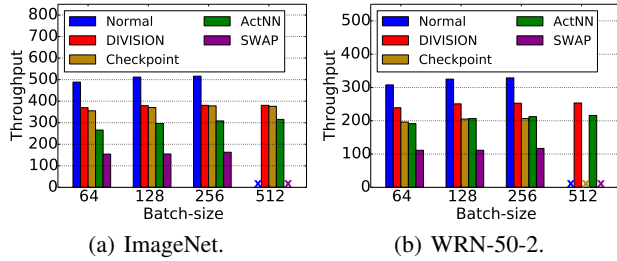


Figure 7: Training throughput ↑ of (a) Resnet-50 and (b) WRN-50-2 on the ImageNet dataset, where ✕ indicates out of memory.

GC searches the bit-width from an initial maximum value, and finalizes with an optimal bit-width. Thus, the average memory cost should be greater than that in the last epoch.

- **DIV vs ActNN:** DIVISION has approximately the same memory cost as ActNN. Beyond the storage of 2-bit activation maps, DIVISION has overhead for caching the LFC; and ActNN spends almost equal overhead for storing the parameters of per-group quantization.
- **Act. Maps:** For the normal training, the storage of activation maps takes the majority of memory cost (>90%, growing with the mini-batch size), which is consistent with our discussion in Section 1.
- **Compression rate:** The activation map compression rate of DIVISION is consistent with the theoretical results ( $R_{\text{ResNet-50}}, R_{\text{WRN-50-2}} \geq 10.35$ , see Appendix N), which is not influenced by the mini-batch size. Moreover, the overall compression rate grows with the mini-batch size.

#### 5.4. Evaluation by Training Throughput (RQ1)

We now evaluate the training methods in terms of the training throughput on the Imagenet dataset. Generally, the throughput indicates the speed of a method via counting the number of data samples processed per second. Formally, it is given by  $\frac{\text{Mini-batch Size}}{T_{\text{batch}}}$ , where  $T_{\text{batch}}$  denotes the time of a single mini-batch updating. According to the training throughput of DIVISION and baseline methods in

Figures 7 (a) and (b), we have the following observations:

- **Reason for Time overhead:** Compared with normal training, the time overhead of DIVISION comes from the estimation of LFC and compression of HFC. In ActNN, it mainly comes from the the dynamic bit-width allocation and activation map quantization. In Checkpoint, it comes from replaying the forward process of inter-media layers. In SWAP, the overhead mainly derives from the communication cost between the CPUs and GPUs.
- **DIV vs ActNN:** DIVISION shows higher throughput than ActNN as a result of more simplified data compression. To be concrete, DIVISION adopts average-pooling to extract the LFC, and a fixed bit-width per-channel quantization to compress the HFC. In contrast, ActNN relies on searching optimal bit-width to match different samples, and per-group quantization based on the searched bit-width. ActNN has a more complex processing during the training, which leads to its lower throughput.
- **DIV vs Checkpoint:** Although Checkpoint achieves nearly the same training throughput with DIVISION on ResNet-50. It has lower throughput on WRN-50-2, and leads to *OOM* when mini-batch size is 512.

To summarize, DIVISION shows better comprehensive performance considering the model accuracy, compression rate, and training throughput than baselines, as shown in Figure 1.

#### 5.5. Performance of DIVISION on Vision Transformer

To evaluate DIVISION on vision transformer, we conduct experiments of Swin Transformer (Liu et al., 2021a) on the ImageNet dataset in comparison with Mesa (Pan et al., 2021) and Checkpoint (Shoeybi et al., 2019). The model accuracy, memory cost (with batch-size 128) and training throughput are given in Table 1 (b). It is observed that DIVISION can effectively compress the training of the transformer, with almost the same model accuracy with normal training. Although DIVISION shows slightly lower accuracy and throughput than Mesa and Checkpoint, respectively, the compression rate of memory is significantly higher than

Table 2: (a) Accuracy of MoblieNet-V2 on the CIFAR-10 and CIFAR-100 datasets. (b) Performance of DIVISION under different hyperparameter settings.  $n\times$  refers to the compression rate.

(a)			(b)					
Method	MN-V2 CIFAR-10	MN-V2 CIFAR-100		$B=18$ $Q=2$	$B=12$ $Q=2$	$B=8$ $Q=2$	$B=8$ $Q=4$	$B=8$ $Q=8$
Normal	91.9	71.0	Acc(%)	78.70	92.78	94.59	94.84	94.91
DIVISION	91.8	70.6	$n \times$	10.18	10.18	9.74	5.74	3.25

Mesa and Checkpoint. Moreover, Mesa is explicitly designed for vision transformers, and Checkpoint relies on manually selection of checkpointed layers. DIVISION is an easy-to-deploy framework for general vision models, including MLPs, CNNs, and vision transformers.

### 5.6. Performance of DIVISION on Depthwise and Pointwise Convolutional Layers

To evaluate DIVISION on the depthwise convlution and pointwise convolution layers, we conduct experiments of MobileNet-V2 on the CIFAR-10 and CIFAR-100 datasets. The model accuracy of normal training and DIVISION are given Table 2. It is observed that DIVISION achieve nearly the same accuracy compared with normal training. This indicates the effectiveness of DIVISION deployed to the depthwise convlution and pointwise convolution layers.

### 5.7. Effect of Dual Precision Strategy (RQ2)

To study the effect of our proposed dual precision strategy, DIVISION is compared with three training methods: **DIV w/o HFC**: Merely caching the high-precision LFC for back-propagation. **DIV w/o LFC**: Merely caching the low-precision HFC for back-propagation. **Fixed Quant**: Compressing the activation maps using a fixed bit-width quantization. The experiments are conducted on the CIFAR-100 and ImageNet dataset using the hyper-parameters given in Appendix J. The model accuracy are given in Table 1 (c). Overall, we have the following insights:

- **LFC & Low Precision HFC**: Removing either HFC or LFC from DIVISION, the training converges to far lower levels of accuracy. This indicates both the LFC and low precision HFC of activation maps are necessary for leading the training to converge to an optimal solution.
- **Benifits of Dual Precision**: A fixed 2-bit quantization fails to converge to an optimal solution. This indicates the noise caused by the fixed 2-bit quantization can terribly disturb the back-propagation during the training. DIVISION solves this problem by combining a high-precision LFC and a fixed 2-bit quantization for the compression, and achieves nearly loss-less model accuracy.

### 5.8. Hyper-parameter Tuning for DIVISION (RQ3)

We study the effect of hyper-parameters  $B$  (block-size) and  $Q$  (bit-width) on the accuracy and compression rate. Specifi-

Table 3: Performance of DIVISION deployed to ResNet-18 and MoblieNet-V2 with different hyper-parameter settings.

Hyperparameter setting of DIVISION	$B=18$ $Q=2$		$B=8$ $Q=2$		$B=8$ $Q=8$	
Evaluation metric	Acc(%)	$n\times$	Acc(%)	$n\times$	Acc(%)	$n\times$
RN-18 CIFAR-10	78.7	10.18 $\times$	94.6	9.74 $\times$	94.9	3.25 $\times$
RN-18 CIFAR-100	73.2	10.18 $\times$	76.9	9.33 $\times$	77.0	3.25 $\times$
MN-V2 CIFAR-10	10.0	3.26 $\times$	91.8	3.20 $\times$	91.0	2.00 $\times$
MN-V2 CIFAR-100	62.4	3.26 $\times$	70.6	3.20 $\times$	71.6	2.00 $\times$

cally, we adopt DIVISION to train ResNet-18 on the CIFAR-10 dataset with  $B \in \{8, 12, 18\}$  and  $Q \in \{2, 4, 8\}$ . The accuracy versus compression rate is shown in Table 2 (b). Overall, we have the following insights:

- **Effect of  $Q$** : DIVISION shows a stable accuracy (consistently nearly 95%) as the precision of HFC reduces ( $Q$  reduces from 8 to 2). This indicates it only requires approximate values of HFC during backward propagation.
- **Effect of  $B$** : Lower-precision LFC for backward propagation leads to significant degradation of accuracy (as  $B$  grows from 8 to 18). This is because DIVISION relies on a high-precision LFC to reconstruct the activation maps during the backward propagation.
- **Optimal Setting**: DIVISION shows optimal accuracy-compression trade-off taking  $B=8$  and  $Q=2$ , where the degradation of accuracy is less than 0.4%.

### 5.9. Re-utilization of Hyper-parameter Settings Across Different Model Architectures and Datasets (RQ3)

We conduct follow-up experiments to study whether the hyper-parameter setting of DIVISION has a consistent effect on different model architectures and datasets. Specifically, the performance of DIVISION deployed to ResNet-18 and MobileNet-V2 on the CIFAR-10 and CIFAR-100 datasets is shown in Table 3, where the hyper-parameters are selected from  $B \in \{8, 18\}$  and  $Q \in \{2, 8\}$ . It is observed  $B$  and  $Q$  have a consistent impact on different model architectures and datasets: the accuracy slightly grows with  $Q$  and considerably reduces with  $B$ . This indicates we can reuse the hyper-parameters of DIVISION on CIFAR-10 to CIFAR-100 with the same model architecture, or reuse the setting across ResNet-18 and MobileNet-V2 on the same dataset. Moreover,  $B=8$  and  $Q=2$  can be a general and effective setting for most model architectures and datasets.

## 6. Conclusion

In this work, we propose a simple framework of activation compressed training. Our framework is motivated by an instructive observation: *DNN backward propagation mainly depends on the LFC of the activation maps, while the majority of memory is for the storage of HFC during the training*. This indicates back-propagation mainly utilizes the LFC to estimate the gradient, while the HFC is



highly redundant and compressible. Following this direction, our proposed DIVISION compresses the activation maps into dual precision representations: high-precision LFC and low-precision HFC, according to their contributions to the back-propagation. This dual precision compression can significantly reduce the memory cost of activation maps without disturbing the training.

Different from the existing work of ACT, DIVISION is a simple and transparent framework, where the simplicity enables efficient compression and decompression; and transparency allows us to understand the compressible (HFC) and non-compressible factors (LFC) during DNN training. To this end, we hope our work could provide some inspiration for the compression of DNN training.

## References

- Chakrabarti, A. and Moseley, B. Backprop with approximate activations for memory-efficient network training. *Advances in Neural Information Processing Systems*, 32, 2019.
- Chen, J., Gai, Y., Yao, Z., Mahoney, M. W., and Gonzalez, J. E. A statistical framework for low-bitwidth training of deep neural networks. *Advances in Neural Information Processing Systems*, 33:883–894, 2020.
- Chen, J., Zheng, L., Yao, Z., Wang, D., Stoica, I., Mahoney, M., and Gonzalez, J. Actnn: Reducing training memory footprint via 2-bit activation compressed training. In *International Conference on Machine Learning*, pp. 1803–1813. PMLR, 2021.
- Chen, T., Xu, B., Zhang, C., and Guestrin, C. Training deep nets with sublinear memory cost. *arXiv preprint arXiv:1604.06174*, 2016.
- Deng, J., Dong, W., Socher, R., Li, L.-J., Li, K., and Fei-Fei, L. Imagenet: A large-scale hierarchical image database. In *2009 IEEE conference on computer vision and pattern recognition*, pp. 248–255. Ieee, 2009.
- Devlin, J., Chang, M.-W., Lee, K., and Toutanova, K. Bert: Pre-training of deep bidirectional transformers for language understanding. *arXiv preprint arXiv:1810.04805*, 2018.
- Diniz, P. S., Da Silva, E. A., and Netto, S. L. *Digital signal processing: system analysis and design*. Cambridge University Press, 2010.
- Dua, D. and Graff, C. UCI machine learning repository, 2017. URL <http://archive.ics.uci.edu/ml>.
- Evans, R. D. and Aamodt, T. Ac-gc: Lossy activation compression with guaranteed convergence. *Advances in Neural Information Processing Systems*, 34:27434–27448, 2021.
- Fu, F., Hu, Y., He, Y., Jiang, J., Shao, Y., Zhang, C., and Cui, B. Don’t waste your bits! squeeze activations and gradients for deep neural networks via tinyscript. In *International Conference on Machine Learning*, pp. 3304–3314. PMLR, 2020.
- Georgiadis, G. Accelerating convolutional neural networks via activation map compression. In *Proceedings of the IEEE/CVF Conference on Computer Vision and Pattern Recognition*, pp. 7085–7095, 2019.
- Gruslys, A., Munos, R., Danihelka, I., Lanctot, M., and Graves, A. Memory-efficient backpropagation through time. *Advances in Neural Information Processing Systems*, 29, 2016.
- Gupta, S., Agrawal, A., Gopalakrishnan, K., and Narayanan, P. Deep learning with limited numerical precision. In *International conference on machine learning*, pp. 1737–1746. PMLR, 2015.
- He, K., Zhang, X., Ren, S., and Sun, J. Deep residual learning for image recognition. In *Proceedings of the IEEE conference on computer vision and pattern recognition*, pp. 770–778, 2016.
- Horn, R. A. and Johnson, C. R. *Matrix analysis*. Cambridge university press, 2012.
- Huang, C.-C., Jin, G., and Li, J. Swapadvisor: Pushing deep learning beyond the gpu memory limit via smart swapping. In *Proceedings of the Twenty-Fifth International Conference on Architectural Support for Programming Languages and Operating Systems*, pp. 1341–1355, 2020.
- Huang, G., Liu, Z., Van Der Maaten, L., and Weinberger, K. Q. Densely connected convolutional networks. In *Proceedings of the IEEE conference on computer vision and pattern recognition*, pp. 4700–4708, 2017.
- Krizhevsky, A., Hinton, G., et al. Learning multiple layers of features from tiny images. 2009.
- Krizhevsky, A., Sutskever, I., and Hinton, G. E. Imagenet classification with deep convolutional neural networks. *Advances in neural information processing systems*, 25, 2012.
- Lin, X., Zhao, C., and Pan, W. Towards accurate binary convolutional neural network. *Advances in neural information processing systems*, 30, 2017.
- Liu, Z., Lin, Y., Cao, Y., Hu, H., Wei, Y., Zhang, Z., Lin, S., and Guo, B. Swin transformer: Hierarchical vision transformer using shifted windows. In *Proceedings of the*

- IEEE/CVF International Conference on Computer Vision*, pp. 10012–10022, 2021a.
- Liu, Z., Zhou, K., Yang, F., Li, L., Chen, R., and Hu, X. Exact: Scalable graph neural networks training via extreme activation compression. In *International Conference on Learning Representations*, 2021b.
- Madisetti, V. *The digital signal processing handbook*. CRC press, 1997.
- Pan, Z., Chen, P., He, H., Liu, J., Cai, J., and Zhuang, B. Mesa: A memory-saving training framework for transformers. *arXiv preprint arXiv:2111.11124*, 2021.
- Rao, K. R. and Yip, P. *Discrete cosine transform: algorithms, advantages, applications*. Academic press, 2014.
- Redmon, J., Divvala, S., Girshick, R., and Farhadi, A. You only look once: Unified, real-time object detection. In *Proceedings of the IEEE conference on computer vision and pattern recognition*, pp. 779–788, 2016.
- Shoeybi, M., Patwary, M., Puri, R., LeGresley, P., Casper, J., and Catanzaro, B. Megatron-lm: Training multi-billion parameter language models using model parallelism. *arXiv preprint arXiv:1909.08053*, 2019.
- Simonyan, K. and Zisserman, A. Very deep convolutional networks for large-scale image recognition. *arXiv preprint arXiv:1409.1556*, 2014.
- Sundararajan, D. *The discrete Fourier transform: theory, algorithms and applications*. World Scientific, 2001.
- Szegedy, C., Liu, W., Jia, Y., Sermanet, P., Reed, S., Anguelov, D., Erhan, D., Vanhoucke, V., and Rabinovich, A. Going deeper with convolutions. In *Proceedings of the IEEE conference on computer vision and pattern recognition*, pp. 1–9, 2015.
- Tan, M. and Le, Q. Efficientnet: Rethinking model scaling for convolutional neural networks. In *International conference on machine learning*, pp. 6105–6114. PMLR, 2019.
- Vanholder, H. Efficient inference with tensorrt. In *GPU Technology Conference*, volume 1, pp. 2, 2016.
- Vaswani, A., Shazeer, N., Parmar, N., Uszkoreit, J., Jones, L., Gomez, A. N., Kaiser, Ł., and Polosukhin, I. Attention is all you need. *Advances in neural information processing systems*, 30, 2017.

## Appendix

### A. 1D/3D-DCT for 1D/3D Activation maps

For 1D activation maps  $\mathbf{H} \in \mathbb{R}^N$ , the frequency-domain feature  $\tilde{\mathbf{H}} = \text{DCT}(\mathbf{H})$  has the same shape of  $N \times 1$ ; and each of the element  $\tilde{h}_i$  is given by

$$\tilde{h}_i = \sum_{m=0}^{N-1} \cos \left[ \frac{\pi}{N} \left( m + \frac{1}{2} \right) i \right].$$

For 3D activation maps  $\mathbf{H} \in \mathbb{R}^{N \times N \times N}$ , the frequency-domain feature  $\tilde{\mathbf{H}} = \text{DCT}(\mathbf{H})$  has a shape of  $N \times N \times N$ ; and each of the element  $\tilde{h}_{i,j,k}$  is given by

$$\tilde{h}_{i,j,k} = \sum_{m=0}^{N-1} \sum_{n=0}^{N-1} \sum_{t=0}^{N-1} h_{m,n,t} \cos \left[ \frac{\pi}{N} \left( m + \frac{1}{2} \right) i \right] \cos \left[ \frac{\pi}{N} \left( n + \frac{1}{2} \right) j \right] \cos \left[ \frac{\pi}{N} \left( t + \frac{1}{2} \right) k \right],$$

where  $h_{m,n,t}$ ,  $0 \leq m, n, t \leq N-1$ , are elements in the original matrix  $\mathbf{H}$ . During the training of DNNs, the frequency-domain feature is estimated via operating 1D/3D-DCT for the vector/tensor in each channel according to the shape of the activation map. For 1D/3D activation maps, the LFC and HFC can be extracted given by

$$\mathbf{H}^L = \text{iDCT}(\tilde{\mathbf{H}} \odot \mathbf{M}) \quad (11)$$

$$\mathbf{H}^H = \text{iDCT}(\tilde{\mathbf{H}} \odot (\mathbf{1} - \mathbf{M})), \quad (12)$$

where  $\text{iDCT}(\cdot)$  denotes the inverse DCT. For 1D activation maps,  $\mathbf{1}$  is  $N$ -dimensional vector;  $\mathbf{M} = [m_i | 1 \leq i \leq N]$  denotes an  $N$ -dimensional low-pass mask satisfying  $m_i = 1$  for  $1 \leq i \leq W$  and  $m_i = 0$  for other elements. For 3D activation maps,  $\mathbf{1}$  is  $N \times N \times N$  tensor;  $\mathbf{M} = [m_{i,j,k} | 1 \leq i, j, k \leq N]$  denotes an  $N \times N \times N$  low-pass mask satisfying  $m_{i,j,k} = 1$  for  $1 \leq i, j, k \leq W$  and  $m_{i,j,k} = 0$  for other elements.  $\mathbf{1} - \mathbf{M}$  indicates the high-pass mask.

### B. Implementation Details of Section 3

We give the details of the experiment in Section 3. Without loss of generality, the experiment is conducted on the CIFAR-10 dataset using ResNet-18, DenseNet-121 and ShuffleNet-V2. During the backward propagation of normal training, the gradient of each layer  $l$  is estimated by

$$[\hat{\nabla}_{\mathbf{H}_{l-1}}, \hat{\nabla}_{\mathbf{W}_l}] = \text{backward}(\hat{\nabla}_{\mathbf{H}_l}, \mathbf{H}_l, \mathbf{W}_l) \quad (13)$$

For LFC-ACT, the gradient is estimated by

$$[\hat{\nabla}_{\mathbf{H}_{l-1}}, \hat{\nabla}_{\mathbf{W}_l}] = \text{backward}(\hat{\nabla}_{\mathbf{H}_l}, \mathbf{H}_l^L, \mathbf{W}_l), \quad (14)$$

where HFC-ACT denotes the HFC of  $\mathbf{H}_l$ ; for HFC-ACT, the gradient is estimated by

$$[\hat{\nabla}_{\mathbf{H}_{l-1}}, \hat{\nabla}_{\mathbf{W}_l}] = \text{backward}(\hat{\nabla}_{\mathbf{H}_l}, \mathbf{H}_l^H, \mathbf{W}_l), \quad (15)$$

where  $\mathbf{H}_l^H$  denotes the HFC of  $\mathbf{H}_l$ . Note that Equations (14) and (15) causes the distortion of backward propagation in

Table 4: Hyper-parameters of the experiments in Section 3.

Architecture	ResNet-18	DenseNet-121	ShuffleNet-V2
Epoch	100	100	100
Batch-size	256	256	256
Initial LR	0.1	0.1	0.1
LR scheduler	Step LR	Step LR	Step LR
Weight-decay	0.0005	0.0005	0.0005
Optimizer	SGD	SGD	SGD
SGD Momentum	0.9	0.9	0.9
Ratio of LFC ( $W/N$ )	0.3	0.3	0.5

LFC-ACT and HFC-ACT, respectively. The objective of this experiment is to investigate whether this distortion of back-propagation may be powerful enough to lead training to a non-optimal solution. The hyper-parameter setting of the training is given in Table 4.

### C. $\lambda_l^L$ versus $\lambda_l^H$ in DenseNet-121

The training of DNNs follows Table 4. For the estimation of LFC and HFC of activation maps, we take  $W/N = 0.5$  for the low-pass  $\mathbf{M}$  mask and achieves the results in Figure 4. To further study whether Theorem 3.1 holds for less  $W$ , we take  $W/N = 0.1$  and  $W/N = 0.2$ , and achieves the values of  $\lambda_l^L$  and  $\lambda_l^H$  in the training (epoches 20, 40, and 60) of DenseNet-121 in Table 5, where  $\lambda_l^L$  and  $\lambda_l^H$  are estimated based on the input activation maps of the four DenseBlocks. It is consistently observed that  $\lambda_l^L > \lambda_l^H$  for  $W/N = 0.1$  and  $W/N = 0.2$  in different training epochs. This indicates our proposed Theorem 3.1 holds without loss of generality.

### D. Compression of 1D and 3D Activation Maps by DIVISION

We give more details about DIVISION considering 1D, 2D and 3D activation maps in this section.

#### D.1. Activation Map Compression

DIVISION adopts average pooling to estimate the LFC by  $\mathbf{H}_l^L = \text{AveragePooling}(\mathbf{H}_l)$ . The value of block-size and moving stride is a unified hyper-parameter  $B$ , which controls the memory of  $\mathbf{H}_l^L$ . The average pooling of 1D, 2D and 3D activation maps are considered as follows,

$$\begin{aligned} & \text{Minibatch} \times \text{Channel} \times N \xrightarrow{\text{AveragePooling1D}} \text{Minibatch} \times \text{Channel} \times \lfloor N/B \rfloor \\ & \text{Minibatch} \times \text{Channel} \times N \times N \xrightarrow{\text{AveragePooling2D}} \text{Minibatch} \times \text{Channel} \times \lfloor N/B \rfloor \times \lfloor N/B \rfloor \\ & \text{Minibatch} \times \text{Channel} \times N \times N \times N \xrightarrow{\text{AveragePooling3D}} \text{Minibatch} \times \text{Channel} \times \lfloor N/B \rfloor \times \lfloor N/B \rfloor \times \lfloor N/B \rfloor \end{aligned} \quad (16)$$

To estimate the HFC, DIVISION calculates the resid-

Table 5: Ratio of  $\lambda_l^L$  to  $\lambda_l^H$  on DensNet-121. (a)  $W/N = 0.1$  and (b)  $W/N = 0.2$ .

(a) $W/N = 0.1$					(b) $W/N = 0.2$				
Epoch	20	40	60	Average $\lambda_l^L/\lambda_l^H$	Epoch	20	40	60	Average $\lambda_l^L/\lambda_l^H$
DenseBlock-1	$\lambda_l^L = 298.281$ $\lambda_l^H = 218.605$	$\lambda_l^L = 184.913$ $\lambda_l^H = 138.069$	$\lambda_l^L = 142.668$ $\lambda_l^H = 104.755$	1.36	DenseBlock-1	$\lambda_l^L = 362.672$ $\lambda_l^H = 154.214$	$\lambda_l^L = 225.543$ $\lambda_l^H = 97.439$	$\lambda_l^L = 173.595$ $\lambda_l^H = 73.828$	2.34
DenseBlock-2	$\lambda_l^L = 3.245$ $\lambda_l^H = 1.713$	$\lambda_l^L = 1.284$ $\lambda_l^H = 0.689$	$\lambda_l^L = 0.687$ $\lambda_l^H = 0.372$	1.87	DenseBlock-2	$\lambda_l^L = 3.632$ $\lambda_l^H = 1.326$	$\lambda_l^L = 1.440$ $\lambda_l^H = 0.533$	$\lambda_l^L = 0.774$ $\lambda_l^H = 0.285$	2.72
DenseBlock-3	$\lambda_l^L = 0.387$ $\lambda_l^H = 0.260$	$\lambda_l^L = 0.160$ $\lambda_l^H = 0.086$	$\lambda_l^L = 0.084$ $\lambda_l^H = 0.048$	1.70	DenseBlock-3	$\lambda_l^L = 0.445$ $\lambda_l^H = 0.202$	$\lambda_l^L = 0.179$ $\lambda_l^H = 0.067$	$\lambda_l^L = 0.095$ $\lambda_l^H = 0.037$	2.49
DenseBlock-4	$\lambda_l^L = 0.062$ $\lambda_l^H = 0.009$	$\lambda_l^L = 0.011$ $\lambda_l^H = 0.001$	$\lambda_l^L = 0.006$ $\lambda_l^H = 0.001$	7.56	DenseBlock-4	$\lambda_l^L = 0.062$ $\lambda_l^H = 0.009$	$\lambda_l^L = 0.011$ $\lambda_l^H = 0.001$	$\lambda_l^L = 0.006$ $\lambda_l^H = 0.001$	7.56
Average $\lambda_l^L/\lambda_l^H$	2.95	3.12	3.30	3.12	Average $\lambda_l^L/\lambda_l^H$	3.58	3.78	3.97	3.78

ual value  $\mathbf{H}_l^H = \mathbf{H}_l - \text{UpSampling}(\mathbf{H}_l^L)$ , where the  $\text{UpSampling}(\cdot)$  enlarges  $\mathbf{H}_l^L$  to the shape of  $\mathbf{H}_l$  via nearest interpolation. The up sampling of 1D, 2D and 3D activation maps are considered as follows,

$$\begin{aligned}
 & \text{Minibatch} \times \text{Channel} \times \lfloor N/B \rfloor \\
 & \xrightarrow{\text{UpSampling}^{1D}} \text{Minibatch} \times \text{Channel} \times N \\
 & \text{Minibatch} \times \text{Channel} \times \lfloor N/B \rfloor \times \lfloor N/B \rfloor \\
 & \xrightarrow{\text{UpSampling}^{2D}} \text{Minibatch} \times \text{Channel} \times N \times N \\
 & \text{Minibatch} \times \text{Channel} \times \lfloor N/B \rfloor \times \lfloor N/B \rfloor \times \lfloor N/B \rfloor \\
 & \xrightarrow{\text{UpSampling}^{3D}} \text{Minibatch} \times \text{Channel} \times N \times N \times N
 \end{aligned} \quad (17)$$

Then, DIVISION adopts  $Q$ -bit per-channel quantization for the compression, where the bit-width  $Q$  controls the precision and memory cost of HFC after the compression. Let  $\mathbf{V}_l^H$  denote a  $Q$ -bit integer matrix, as the low-precision representation of  $\mathbf{H}_l^H$ . The detailed procedure of compressing  $\mathbf{H}_l^H$  into  $\mathbf{V}_l^H$  is given by

$$\mathbf{V}_l^H = \text{Quant}(\mathbf{H}_l^H) = \lfloor \Delta_l^{-1}(\mathbf{H}_l^H - \delta_l) \rfloor, \quad (18)$$

where  $\delta_l$  denotes the minimum element in  $\mathbf{H}_l^H$ ;  $\Delta_l = (h_{\max} - \delta_l)/(2^Q - 1)$  denotes the quantization step;  $h_{\max}$  denotes the maximum element in  $\mathbf{H}_l^H$ ;  $\lfloor \bullet \rfloor$  denotes the stochastic rounding.

After the compression, as the representation of  $\mathbf{H}_l$ , the tuple of  $(\mathbf{H}_l^L, \mathbf{V}_l^H, \Delta_l, \delta_l)$  is cached to the memory for reconstructing the activation maps during the backward pass.

## D.2. Activation Map Decompression

During the backward pass, DIVISION adopts the cached tuples of  $\{(\mathbf{H}_l^L, \mathbf{V}_l^H, \Delta_l, \delta_l) | 0 \leq l \leq L-1\}$  to reconstruct the activation map layer-by-layer. Specifically, for each layer  $l$ , DIVISION dequantizes the HFC via  $\hat{\mathbf{H}}_l^H = \Delta_l \mathbf{V}_l^H + \delta_l$ , which is the inverse process of Equation (18). Then, the activation map is reconstructed via  $\hat{\mathbf{H}}_l = \text{UpSampling}(\mathbf{H}_l^L) + \hat{\mathbf{H}}_l^H$ , where  $\text{UpSampling}(\cdot)$  enlarges  $\mathbf{H}_l^L$  to the shape of  $\mathbf{H}_l$  via

nearest interpolation. The cases of 1D, 2D and 3D activation maps are considered in Equation (17).

After the decompression, DIVISION frees the caching of  $(\mathbf{H}_l^L, \mathbf{V}_l^H, \Delta_l, \delta_l)$ , and takes  $\hat{\mathbf{H}}_l$  into  $[\hat{\mathbf{V}}_{\mathbf{H}_{l-1}}, \hat{\mathbf{V}}_{\mathbf{W}_l}] = \text{backward}(\hat{\mathbf{V}}_{\mathbf{H}_l}, \hat{\mathbf{H}}_{l-1}, \mathbf{W}_l)$  to estimate the gradient for backward propagation.

## E. Experiment Setting

We give the experiment setting including the datasets, baseline methods and model architectures in this section.

**Datasets.** We consider CIFAR-10, CIFAR-100 (Krizhevsky et al., 2009) and ImageNet (Deng et al., 2009) datasets in our experiments. **CIFAR-10:** An image dataset with 60,000 color images in 10 different classes, where each image has  $32 \times 32$  pixels. **CIFAR-100:** An image dataset with 60,000 color images in 100 different classes, where each image has  $32 \times 32$  pixels. **ImageNet:** A large scale image dataset which has over one million color images covering 1000 categories, where each image has  $224 \times 224$  pixels.

**Baseline Methods. Normal:** Caching the exact activation map for backward propagation. **BLPA:** A systemic implementation of ACT by (Chakrabarti & Moseley, 2019), which only supports ResNet-related architectures. **AC-GC:** A framework of ACT with automatic searched bit-width for the quantization of activation maps (Evans & Aamodt, 2021). **ActNN:** Activation compression training with dynamic bit-width quantization, where the bit-allocation minimizes the variance of activation maps via dynamic processing (Chen et al., 2021). **Mesa:** Mesa is an ACT-based memory-efficient training method explicitly designed for vision transformers (Pan et al., 2021). **Checkpoint:** Caching some key activation maps to reconstruct other activation maps via replaying parts of the forward pass during the backward pass (Chen et al., 2016). **SWAP:** Swapping the activation maps to the CPU during the forward pass the memory consumption of GPU, and reload the activation maps to GPU during the backward pass (Huang et al., 2020).



**DNN Architectures.** For benchmarking the model accuracy, we consider ResNet-18 (top-1 accuracy 94.89%) and ResNet-164 (top-1 accuracy 94.9%) on the CIFAR-10 dataset; DenseNet-121 (top-1 accuracy 79.75%) and ResNet-164 (top-1 accuracy 77.3%) on the CIFAR-100 dataset; and ResNet-50 (top-1 accuracy 76.15%), DenseNet-161 (top-1 accuracy 77.65%) and Swin Transformer-T (top-1 accuracy 81.2%) on the ImageNet dataset. Our reproduced validating accuracy is consistent with the official results of torchvision<sup>11</sup>. Moreover, for benchmarking the memory cost and training throughput, we consider the large models ResNet-50 and WRN-50-2 on the ImageNet dataset. To study the performance of DIVISION on depthwise and pointwise convolutional Layers, we consider MobileNet-V2.

## F. Implementation details about DIVISION and Baseline Methods

**DIVISION:** DIVISION adopts block-size 8 ( $B = 8$ ) and 2-bit quantization ( $Q = 2$ ) to compress the activation maps of linear, convolutional and BatchNorm layers, where the theoretical compression rate is not less than  $10.35\times$ . For the operators without quantization error during backward propagation such as pooling layers, ReLU activation, and Dropout, DIVISION follows the algorithms in Appendix G to compress the activation maps. Other hyper-parameter settings are given in Table 8.

**BLPA:** Existing work (Chakrabarti & Moseley, 2019) has shown that BLPA requires at least 4-bit ACT for loss-less DNN training. We follow this setting for BLPA, where the compression rate of activation maps is not more than  $8\times$ . **AC-GC:** AC-GC follows existing work (Evans & Aamodt, 2021) to take the multiplicative error  $(1 + e_{AC-GC}^2) = 1.5$ , where the searched bit-width enables AC-GC to satisfy this loss bound (training loss not more than 150% of normal training). In this setting, AC-GC finalizes the bit-width as 7.01 after the searching, which has a nearly  $4.57\times$  compression rate of activation maps. **ActNN:** ActNN adopts 2-bit ACT and dynamic programming for searching the optimal bit-width specific for each layer, and uses per-group quantization for compressing the activation map, which has approximately  $10.5\times$  compression rate of activation maps. Such experimentally setting is denoted as L3 strategy in the original work (Chen et al., 2021), and we follow this setting in this section. **Mesa:** We follow the default setting in the original work of Mesa (Pan et al., 2021). **Checkpoint:** Checkpoint relies on a manually design of the checkpointing layers. We follow the checkpoint strategy of Megatron-LM in our experiment (Shoeybi et al., 2019). Specifically, Megatron-LM checkpoints the activation map after each transformer block. We follow this strategy to checkpoint

<sup>11</sup><https://paperswithcode.com/lib/torchvision>

Table 6: Model Accuracy on the GAS dataset.

Training	Testing Accuracy (%)	Memory (KB)	Compression
Normal Training	98.92	250	N/A
DIVISION	98.85	34.2	$7.3\times$

the activation map after each transformer block in the Swin Transformer, and after each Bottleneck block in the ResNet-50. For all methods, the memory cost is measured in a single mini-batch updating; and the throughput is estimated by averaging that of 20 mini-batch updating to achieve a stable result.

## G. Compression of Pooling layers, Relu activations, and Dropout

DIVISION follows Algorithms 2, 3, 4 and 5 to compress the activation map of a Max-Pooling layer, Average-Pooling layer, Relu activation and Dropout operator, respectively. For the pooling layers, we consider a simple case  $\text{kernel size} = \text{moving stride} = k$ . General cases with different kernel size and moving stride can be designed in analogous ways.

### Algorithm 2 Max-Pooling layer.

```

1: Function Forward ( $\mathbf{H}_{l-1}, k, \text{**kwargs}$ )
2:    $\mathbf{H}_l, \mathbf{V}_{l-1}$ 11 = Max-Pooling( $\mathbf{H}_{l-1}, k, \text{kwargs}$ )
3:   Pack & Cache  $\mathbf{V}_{l-1}$  using Int8.
4:   return  $\mathbf{H}_l$ 
5:
6: Function Backward( $\nabla_{\mathbf{H}_l}$ )
7:   Load  $\mathbf{V}_{l-1}$  and  $k$ .
8:    $\nabla'_{\mathbf{H}_l} = \mathbf{1}_{k \times k} \otimes \nabla_{\mathbf{H}_l}$ 
9:    $\nabla_{\mathbf{H}_{l-1}} = \mathbf{V}_{l-1} \odot \nabla'_{\mathbf{H}_l}$ 
10:  return  $\nabla_{\mathbf{H}_{l-1}}$ 
    
```

## H. Evaluation of DIVISION on Multi-layer Perceptrons (MLPs)

We conduct experiments on the GAS dataset (Dua & Graff, 2017) (128-dimensional features, 13910 instances, 6 classification task). The classification model is a 4-layer MLP (128 neuros in the input layer, 6 neuros in the output layer, and 64 neuros in the hidden layer); The setting of DIVISION is  $B = 16$  and  $Q = 2$ . The model accuracy and memory cost of activation map are given in Table 6. It is observed that DIVISION has  $7.3\times$  compression rate with only 0.07% degradation of model accuracy. This indicates the effectiveness of DIVISION on the MLP models.

<sup>11</sup> $\mathbf{V}_{l-1}$  reserves the locations of each kernel-wise max-values in  $\mathbf{H}_{l-1}$ .

**Algorithm 3** Average-Pooling layer.

---

```

1: Function Forward ( $\mathbf{H}_{l-1}$ ,  $k$ , **kwargs)
2:    $\mathbf{H}_l = \text{Avg-Pooling}(\mathbf{H}_{l-1}, k, \text{kwargs})$ 
3:   return  $\mathbf{H}_l$ 
4:
5: Function Backward( $\nabla_{\mathbf{H}_l}$ )
6:    $\nabla'_{\mathbf{H}_l} = \mathbf{1}_{k \times k} \otimes \nabla_{\mathbf{H}_l}$ 
7:    $\nabla_{\mathbf{H}_{l-1}} = k^{-2} \nabla_{\mathbf{H}_l}$ 
8:   return  $\nabla_{\mathbf{H}_{l-1}}$ 
    
```

---

**Algorithm 4** Relu operator.

---

```

1: Function Forward ( $\mathbf{H}_{l-1}$ )
2:    $\mathbf{V}_{l-1} = \text{sgn}(\mathbf{H}_{l-1})$ 
3:    $\mathbf{H}_l = \mathbf{V}_{l-1} \odot \mathbf{H}_{l-1}$ 
4:   Pack & Cache  $\mathbf{V}_{l-1}$  using Int8
5:   return  $\mathbf{H}_l$ 
6:
7:
8: Function Backward( $\nabla_{\mathbf{H}_l}$ )
9:   Load  $\mathbf{V}_{l-1}$ .
10:   $\nabla_{\mathbf{H}_{l-1}} = \mathbf{V}_{l-1} \odot \nabla_{\mathbf{H}_l}$ 
11:  return  $\nabla_{\mathbf{H}_{l-1}}$ 
    
```

---

## I. Details about the Computation Infrastructure

The details about our physical computing infrastructure for testing the training memory cost and throughput are given in Table 7.

Table 7: Computing infrastructure for the experiments.

Device Attribute	Value
Computing infrastructure	GPU
GPU model	Nvidia-RTX3090
GPU number	1
CUDA Version	12.0

## J. Implementation Details of the Experiment in Section 5.7

We give the implementation details of the experiment in Section 5.7. The model of image classification on the CIFAR-100 and ImageNet datasets are ResNet-34 and ResNet-50, respectively. Regarding to the training methods, *DIVISION w/o HFC* takes block-size  $B=4$  for estimating LFC; *DIVISION w/o LFC* takes the bit-width  $Q=2$  for the quantization of HFC; *DIVISION* combines these settings for the training; and *Fixed Quant* has a 2-bit per-group quantization of activation maps during the backward pass of the training, where the group size of quantization is 256. Other training hyper-parameters are given in Table 8.

**Algorithm 5** Dropout operator.

---

```

1: Function Forward ( $\mathbf{H}_{l-1}$ )
2:   Generate a Minibatch  $\times$  Channel  $\times N \times N$  binary matrix
3:    $\mathbf{V}_{l-1}$  following the Bernoulli distribution with dropout
4:   probability  $p$ .
5:    $\mathbf{H}_l = \mathbf{V}_{l-1} \odot \mathbf{H}_{l-1}$ 
6:   Pack & Cache  $\mathbf{V}_{l-1}$  using Int8.
7:   return  $\mathbf{H}_l$ 
8:
9: Function Backward( $\nabla_{\mathbf{H}_l}$ )
10:  Load  $\mathbf{V}_{l-1}$ .
11:   $\nabla_{\mathbf{H}_{l-1}} = \mathbf{V}_{l-1} \odot \nabla_{\mathbf{H}_l}$ 
12:  return  $\nabla_{\mathbf{H}_{l-1}}$ 
    
```

---

Table 8: Hyper-parameter setting.

Dataset	CIFAR-10		CIFAR-100			ImageNet				
Architecture	ResNet-18	ResNet-164	MobileNet-V2	ResNet-34	ResNet-164	DenseNet-121	MobileNet-V2	ResNet-50	DenseNet-161	Swin-T
Epoch	100	100	100	100	200	100	100	120	120	300
Batch-size	256	256	256	256	256	256	256	256	256	128
Initial LR	0.1	0.1	0.1	0.1	0.15	0.1	0.1	0.1	0.1	5e-4
LR scheduler	Cos LR	Cos LR	Cos LR	Cos LR	Cos LR	Cos LR	Cos LR	Cos LR	Cos LR	Cos LR
Weight-decay	0.0005	0.0005	0.00004	0.0005	0.0005	0.0005	0.00004	0.0001	0.0001	0.05
Optimizer	SGD	SGD	SGD	SGD	SGD	SGD	SGD	SGD	SGD	SGD
SGD Momentum	0.9	0.9	0.9	0.9	0.9	0.9	0.9	0.9	0.9	0.9
Block-size $B$	8	8	8	8	8	8	8	8	8	64
Bit-width $Q$	2	2	2	2	2	2	2	2	2	2

## K. Proof of Theorem 3.1

We prove Theorem 3.1 in this section.

**Theorem 1** During the backward pass of a convolutional layer  $l$ ,  $\text{GEB}_l^L$  and  $\text{GEB}_l^H$  satisfy

$$\text{GEB}_l^L - \text{GEB}_l^H = \left( \alpha_{l,i} \|\mathbf{H}_{l-1}^T\|_F + \beta_l \right) (\lambda_l^H - \lambda_l^L) + \|\mathbf{H}_{l-1}^T\|_F \sum_{i=l+1}^L \alpha_{l,i} (\lambda_i^H - \lambda_i^L) \prod_{j=l}^{i-1} \gamma_j, \quad (19)$$

where  $\alpha_{l,i}, \beta_l, \gamma_l > 0$  for  $1 \leq l, i \leq L$  are given by Equation (28);  $\lambda_l^L = \|\tilde{\mathbf{H}}_l \odot \mathbf{M}\|_F$ ;  $\lambda_l^H = \|\tilde{\mathbf{H}}_l \odot (\mathbf{1} - \mathbf{M})\|_F$ ;  $\tilde{\mathbf{H}}_l = \text{DCT}(\mathbf{H}_l)$ ; and  $\mathbf{M}$  denotes the loss-pass mask given by Equation (4).

*Proof.* For simplicity of derivation, we study the case with a single input channel and output channel number. In this case,  $\mathbf{H}_l$  and  $\mathbf{W}_l$  are 2-D matrix for each layer  $l$ , where  $1 \leq l \leq L$ . The backward propagation of a convolutional layer is given by

$$\begin{aligned} \hat{\nabla}_{\mathbf{Z}_l} &= \hat{\nabla}_{\mathbf{Z}_{l+1}} * \mathbf{W}_{l+1}^{\text{rot}} \odot \sigma'(\hat{\mathbf{Z}}_l), \\ \hat{\nabla}_{\mathbf{W}_l} &= \hat{\nabla}_{\mathbf{Z}_l} * \hat{\mathbf{H}}_{l-1}^T, \end{aligned} \quad (20)$$

where  $*$  denotes a convolutional operation;  $\hat{\mathbf{Z}}_l = \mathbf{W}_l * \hat{\mathbf{H}}_{l-1} + b_l$ ;  $b_l$  denotes the bias of layer  $l$ ; and  $\mathbf{W}_l^{\text{rot}}$  denotes to rotate  $\mathbf{W}_l$  by  $180^\circ$ . The case of multiple input and output channels can be proved in an analogous way, which is omitted in this work.

According to Equation (20), we have the gradient of  $\mathbf{Z}_l$  given by

$$\begin{aligned} \hat{\nabla}_{\mathbf{Z}_l} - \nabla_{\mathbf{Z}_l} &= \hat{\nabla}_{\mathbf{Z}_{l+1}} * \mathbf{W}_{l+1}^{\text{rot}} \odot \sigma'(\hat{\mathbf{Z}}_l) - \nabla_{\mathbf{Z}_{l+1}} * \mathbf{W}_{l+1}^{\text{rot}} \odot \sigma'(\mathbf{Z}_l), \\ &= \hat{\nabla}_{\mathbf{Z}_{l+1}} * \mathbf{W}_{l+1}^{\text{rot}} \odot \sigma'(\hat{\mathbf{Z}}_l) - \hat{\nabla}_{\mathbf{Z}_{l+1}} * \mathbf{W}_{l+1}^{\text{rot}} \odot \sigma'(\mathbf{Z}_l) + \hat{\nabla}_{\mathbf{Z}_{l+1}} * \mathbf{W}_{l+1}^{\text{rot}} \odot \sigma'(\mathbf{Z}_l) - \nabla_{\mathbf{Z}_{l+1}} * \mathbf{W}_{l+1}^{\text{rot}} \odot \sigma'(\mathbf{Z}_l), \\ &= \hat{\nabla}_{\mathbf{Z}_{l+1}} * \mathbf{W}_{l+1}^{\text{rot}} \odot [\sigma'(\hat{\mathbf{Z}}_l) - \sigma'(\mathbf{Z}_l)] + (\hat{\nabla}_{\mathbf{Z}_{l+1}} - \nabla_{\mathbf{Z}_{l+1}}) * \mathbf{W}_{l+1}^{\text{rot}} \odot \sigma'(\mathbf{Z}_l). \end{aligned} \quad (21)$$

For the activation functions ReLu( $\cdot$ ), LeakyReLu( $\cdot$ ), Sigmoid( $\cdot$ ), Tanh( $\cdot$ ) and SoftPlus( $\cdot$ ), the gradient  $\sigma'(\cdot)$  satisfies  $|\sigma''(\cdot)| \leq 1$  in the differentiable domains. Note that we have  $\|\mathbf{W}_l * \mathbf{H}_{l-1}\|_F \leq (K_l + N_l - 1) \|\mathbf{W}_l\|_F \|\mathbf{H}_{l-1}\|_F$  according to Corollary K.1.  $\|\sigma'(\hat{\mathbf{Z}}_l) - \sigma'(\mathbf{Z}_l)\|_F$  satisfies

$$\|\sigma'(\hat{\mathbf{Z}}_l) - \sigma'(\mathbf{Z}_l)\|_F \leq \|\hat{\mathbf{Z}}_l - \mathbf{Z}_l\|_F \leq (K_l + N_l - 1) \|\hat{\mathbf{H}}_{l-1} - \mathbf{H}_{l-1}\|_F \|\mathbf{W}_l'\|_F, \quad (22)$$

where  $K_l$  and  $N_l$  denote the size of convolutional kernel  $\mathbf{W}_l$  and activation map  $\mathbf{H}_l$  in layer  $l$ , respectively. After taking Equation (22) into Equation (21), we have

$$\begin{aligned} \|\hat{\nabla}_{\mathbf{Z}_l} - \nabla_{\mathbf{Z}_l}\|_F &\leq (K_l + N_l - 1) \|\hat{\nabla}_{\mathbf{Z}_{l+1}}\|_F \|\mathbf{W}_{l+1}^{\text{rot}}\|_F \|\sigma'(\hat{\mathbf{Z}}_l) - \sigma'(\mathbf{Z}_l)\|_F \\ &\quad + (K_l + N_l - 1) \|\hat{\nabla}_{\mathbf{Z}_{l+1}} - \nabla_{\mathbf{Z}_{l+1}}\|_F \|\mathbf{W}_{l+1}^{\text{rot}}\|_F \|\sigma'(\mathbf{Z}_l)\|_F, \\ &= (K_l + N_l - 1)^2 \|\hat{\nabla}_{\mathbf{Z}_{l+1}}\|_F \|\mathbf{W}_{l+1}^{\text{rot}}\|_F \|\hat{\mathbf{H}}_{l-1} - \mathbf{H}_{l-1}\|_F \|\mathbf{W}_l'\|_F \\ &\quad + (K_l + N_l - 1) \|\hat{\nabla}_{\mathbf{Z}_{l+1}} - \nabla_{\mathbf{Z}_{l+1}}\|_F \|\mathbf{W}_{l+1}^{\text{rot}}\|_F \|\sigma'(\mathbf{Z}_l)\|_F, \\ &= \eta_l \|\hat{\mathbf{H}}_{l-1} - \mathbf{H}_{l-1}\|_F + \gamma_l \|\hat{\nabla}_{\mathbf{Z}_{l+1}} - \nabla_{\mathbf{Z}_{l+1}}\|_F, \end{aligned} \quad (23)$$

where  $\eta_l$  and  $\gamma_l$  are given by

$$\begin{aligned}\eta_l &= (K_l + N_l - 1)^2 \|\hat{\nabla}_{\mathbf{Z}_{l+1}}\|_F \|\mathbf{W}_{l+1}\|_F \|\mathbf{W}'_l\|_F; \\ \gamma_l &= (K_l + N_l - 1) \|\mathbf{W}_{l+1}\|_F \|\sigma'(\mathbf{Z}_l)\|_F;\end{aligned}\quad (24)$$

the value  $\eta_l$  and  $\gamma_l$  depend on the model weight before backward propagation, which is constant with respect to the gradient. Iterate Equation (23) until  $l=L$  where  $\|\hat{\nabla}_{\mathbf{Z}_L} - \nabla_{\mathbf{Z}_L}\|_F \leq \eta_L \|\hat{\mathbf{H}}_{L-1} - \mathbf{H}_{L-1}\|_F$ . In this way, we have

$$\|\hat{\nabla}_{\mathbf{Z}_l} - \nabla_{\mathbf{Z}_l}\|_F \leq \eta_l \|\hat{\mathbf{H}}_{l-1} - \mathbf{H}_{l-1}\|_F + \sum_{i=l+1}^L \eta_i \|\hat{\mathbf{H}}_{i-1} - \mathbf{H}_{i-1}\|_F \prod_{j=l}^{i-1} \gamma_j. \quad (25)$$

According to Equation (20), we have the gradient of  $\mathbf{W}_l$  given by

$$\begin{aligned}\hat{\nabla}_{\mathbf{W}_l} - \nabla_{\mathbf{W}_l} &= \hat{\nabla}_{\mathbf{Z}_l} * \hat{\mathbf{H}}_{l-1}^\top - \nabla_{\mathbf{Z}_l} * \mathbf{H}_{l-1}^\top, \\ &= \hat{\nabla}_{\mathbf{Z}_l} * \hat{\mathbf{H}}_{l-1}^\top - \hat{\nabla}_{\mathbf{Z}_l} * \mathbf{H}_{l-1}^\top + \hat{\nabla}_{\mathbf{Z}_l} * \mathbf{H}_{l-1}^\top - \nabla_{\mathbf{Z}_l} * \mathbf{H}_{l-1}^\top, \\ &= \hat{\nabla}_{\mathbf{Z}_l} * (\hat{\mathbf{H}}_{l-1}^\top - \mathbf{H}_{l-1}^\top) + (\hat{\nabla}_{\mathbf{Z}_l} - \nabla_{\mathbf{Z}_l}) * \mathbf{H}_{l-1}^\top.\end{aligned}\quad (26)$$

Taking Equation (25) into Equation (26), we have

$$\begin{aligned}&\|\hat{\nabla}_{\mathbf{W}_l} - \nabla_{\mathbf{W}_l}\|_F \\ &\leq (K_l + N_l - 1) \|\hat{\nabla}_{\mathbf{Z}_l}\|_F \|\hat{\mathbf{H}}_{l-1}^\top - \mathbf{H}_{l-1}^\top\|_F + (K_l + N_l - 1) \|\hat{\nabla}_{\mathbf{Z}_l} - \nabla_{\mathbf{Z}_l}\|_F \|\mathbf{H}_{l-1}^\top\|_F, \\ &\leq (K_l + N_l - 1) \left( \|\hat{\nabla}_{\mathbf{Z}_l}\|_F \|\hat{\mathbf{H}}_{l-1}^\top - \mathbf{H}_{l-1}^\top\|_F + \|\mathbf{H}_{l-1}^\top\|_F \left[ \eta_l \|\hat{\mathbf{H}}_{l-1} - \mathbf{H}_{l-1}\|_F + \sum_{i=l+1}^L \eta_i \|\hat{\mathbf{H}}_{i-1} - \mathbf{H}_{i-1}\|_F \prod_{j=l}^{i-1} \gamma_j \right] \right) \\ &= (K_l + N_l - 1) \left[ (\|\hat{\nabla}_{\mathbf{Z}_l}\|_F + \eta_l \|\mathbf{H}_{l-1}^\top\|_F) \|\hat{\mathbf{H}}_{l-1}^\top - \mathbf{H}_{l-1}^\top\|_F + \|\mathbf{H}_{l-1}^\top\|_F \sum_{i=l+1}^L \eta_i \|\hat{\mathbf{H}}_{i-1} - \mathbf{H}_{i-1}\|_F \prod_{j=l}^{i-1} \gamma_j \right], \\ &= (\beta_l + \alpha_{l,l} \|\mathbf{H}_{l-1}^\top\|_F) \|\hat{\mathbf{H}}_{l-1}^\top - \mathbf{H}_{l-1}^\top\|_F + \|\mathbf{H}_{l-1}^\top\|_F \sum_{i=l+1}^L \alpha_{l,i} \|\hat{\mathbf{H}}_{i-1} - \mathbf{H}_{i-1}\|_F \prod_{j=l}^{i-1} \gamma_j,\end{aligned}\quad (27)$$

where

$$\begin{aligned}\alpha_{l,i} &= (K_l + N_l - 1)(K_i + N_i - 1)^2 \|\hat{\nabla}_{\mathbf{Z}_{i+1}}\|_F \|\mathbf{W}_{i+1}\|_F \|\mathbf{W}'_i\|_F; \\ \beta_l &= (K_l + N_l - 1) \|\hat{\nabla}_{\mathbf{Z}_l}\|_F; \\ \gamma_l &= (K_l + N_l - 1) \|\mathbf{W}_{l+1}\|_F \|\sigma'(\mathbf{Z}_l)\|_F;\end{aligned}\quad (28)$$

$K_l$  and  $N_l$  denote the size of convolutional kernel  $\mathbf{W}_l$  and activation map  $\mathbf{H}_l$  in layer  $l$ , respectively.

During the LFC-ACT and HFC-ACT trainings, the activation map of a convolutional layer satisfies

$$\|\mathbf{H}_l - \mathbf{H}_l^L\|_F = \|\tilde{\mathbf{H}}_l - \tilde{\mathbf{H}}_l^L\|_F = \|\tilde{\mathbf{H}}_l \odot (\mathbf{1} - \mathbf{M})\|_F \triangleq \lambda_l^H, \quad (29)$$

$$\|\mathbf{H}_l - \mathbf{H}_l^H\|_F = \|\tilde{\mathbf{H}}_l - \tilde{\mathbf{H}}_l^H\|_F = \|\tilde{\mathbf{H}}_l \odot \mathbf{M}\|_F \triangleq \lambda_l^L. \quad (30)$$

Taking Equations (29) and (30) into (27), we have  $\text{GEB}_l^L$  and  $\text{GEB}_l^H$  of a convolutional layer by

$$\|\hat{\nabla}_{\mathbf{W}_l} - \nabla_{\mathbf{W}_l}^L\|_F \leq (\alpha_{l,l} \|\mathbf{H}_{l-1}^\top\|_F + \beta_l) \lambda_l^H + \|\mathbf{H}_{l-1}^\top\|_F \sum_{i=l+1}^L \alpha_{l,i} \lambda_i^H \prod_{j=l}^{i-1} \gamma_j \triangleq \text{GEB}_l^L, \quad (31)$$

$$\|\hat{\nabla}_{\mathbf{W}_l} - \nabla_{\mathbf{W}_l}^H\|_F \leq (\alpha_{l,l} \|\mathbf{H}_{l-1}^\top\|_F + \beta_l) \lambda_l^L + \|\mathbf{H}_{l-1}^\top\|_F \sum_{i=l+1}^L \alpha_{l,i} \lambda_i^L \prod_{j=l}^{i-1} \gamma_j \triangleq \text{GEB}_l^H. \quad (32)$$

Given the expression of  $\text{GEB}_l^L$  and  $\text{GEB}_l^H$  by Equations (31) and (32), respectively, we have the GEB for a convolutional layer given by

$$\text{GEB}_l^L - \text{GEB}_l^H = (\alpha_{l,l} \|\mathbf{H}_{l-1}^\top\|_F + \beta_l) (\lambda_l^H - \lambda_l^L) + \|\mathbf{H}_{l-1}^\top\|_F \sum_{i=l+1}^L \alpha_{l,i} (\lambda_i^H - \lambda_i^L) \prod_{j=l}^{i-1} \gamma_j.$$



□

**Corollary K.1.** For a  $K \times K$  convolutional kernel and a  $N \times N$  square matrix  $\mathbf{H}$ , we have the

$$\|\mathbf{W} * \mathbf{H}\|_F \leq (K + N - 1) \|\mathbf{W}\|_F \|\mathbf{H}\|_F \quad (33)$$

*Proof.* According to the relations between convolutional operation and Discrete Fourier Transformation (Sundararajan, 2001),  $\mathbf{W} * \mathbf{H}$  satisfies

$$\text{FFT}(\mathbf{W} * \mathbf{H}) = \text{FFT}(\text{ZP}(\mathbf{W})) \odot \text{FFT}(\text{ZP}(\mathbf{H})), \quad (34)$$

where  $\text{FFT}(\cdot)$  denotes the discrete Fourier transformation;  $\text{ZP}(\mathbf{W})$  denotes zero-padding  $\mathbf{W}$  into a  $(K + N - 1) \times (K + N - 1)$  matrix. According to the Parseval's theorem (Diniz et al., 2010),  $\text{FFT}(\text{ZP}(\mathbf{W}))$  and  $\text{FFT}(\text{ZP}(\mathbf{H}))$  and  $\text{FFT}(\mathbf{W} * \mathbf{H})$  satisfy

$$\begin{aligned} \|\text{FFT}(\text{ZP}(\mathbf{W}))\|_F &= (K + N - 1) \|\mathbf{W}\|_F, \\ \|\text{FFT}(\text{ZP}(\mathbf{H}))\|_F &= (K + N - 1) \|\mathbf{H}\|_F, \\ \|\text{FFT}(\mathbf{W} * \mathbf{H})\|_F &= (K + N - 1) \|\mathbf{W} * \mathbf{H}\|_F. \end{aligned} \quad (35)$$

Taking  $\|\mathbf{A}_1 \odot \mathbf{A}_2\|_F \leq \|\mathbf{A}_1\|_F \|\mathbf{A}_2\|_F$  into Equation (35), we have

$$\text{FFT}(\text{ZP}(\mathbf{W})) \odot \text{FFT}(\text{ZP}(\mathbf{H})) \leq \|\text{FFT}(\mathbf{W})\|_F \|\text{FFT}(\mathbf{H})\|_F \quad (36)$$

Taking Equation (35) into Equation (36), we have

$$\begin{aligned} (K + N - 1) \|\mathbf{W} * \mathbf{H}\|_F &= \|\text{FFT}(\mathbf{W}) \odot \text{FFT}(\mathbf{H})\|_F \\ &\leq \|\text{FFT}(\mathbf{W})\|_F \|\text{FFT}(\mathbf{H})\|_F \\ &= (K + N - 1) \|\mathbf{W}\|_F (K + N - 1) \|\mathbf{H}\|_F \end{aligned}$$

□

## L. Gradient Error Bound (GEB) of a Linear Layer

We give the Gradient Error upper Bound (GEB) of a linear layer and proof in this section.

**Theorem 1B.** During the backward pass of a linear layer  $l$ ,  $\text{GEB}_l^L$  and  $\text{GEB}_l^H$  satisfy

$$\text{GEB}_l^L - \text{GEB}_l^H = (\alpha_l \|\mathbf{H}_{l-1}^T\|_F + \beta_l) (\lambda_l^H - \lambda_l^L) + \|\mathbf{H}_{l-1}^T\|_F \sum_{i=l+1}^L \alpha_i (\lambda_i^H - \lambda_i^L) \prod_{j=l}^{i-1} \gamma_j, \quad (37)$$

where  $\alpha_l, \beta_l, \gamma_l > 0$  for  $1 \leq l \leq L$  are given by Equation (46);  $\lambda_l^L = \|\tilde{\mathbf{H}}_l \odot \mathbf{M}\|_F$ ;  $\lambda_l^H = \|\tilde{\mathbf{H}}_l \odot (\mathbf{1} - \mathbf{M})\|_F$ ;  $\tilde{\mathbf{H}}_l = \text{DCT}(\mathbf{H}_l)$ ; and  $\mathbf{M}$  denotes the 1-D loss-pass mask.

*Proof.* For simplicity of derivation, we consider the case MiniBatch=1. In this case,  $\mathbf{H}_l$  is a vector; and  $\mathbf{W}_l$  is a 2-D matrix, for  $1 \leq l \leq L$ . The backward propagation of a linear layer is given by

$$\begin{aligned} \hat{\nabla}_{\mathbf{Z}_l} &= (\mathbf{W}_{l+1} \hat{\nabla}_{\mathbf{Z}_{l+1}}) \odot \sigma'(\hat{\mathbf{Z}}_l), \\ \hat{\nabla}_{\mathbf{W}_l} &= \hat{\nabla}_{\mathbf{Z}_l} \hat{\mathbf{H}}_{l-1}^T, \end{aligned} \quad (38)$$

where  $\hat{\mathbf{Z}}_l = \mathbf{W}_l^T \hat{\mathbf{H}}_{l-1} + b_l$ ; and  $b_l$  denotes the bias of layer  $l$ . The case of MiniBatch  $\geq 2$  can be proved in an analogous way, which is omitted in this work.

According to Equation (38), we have the gradient of  $\mathbf{Z}_l$  given by

$$\begin{aligned} \hat{\nabla}_{\mathbf{Z}_l} - \nabla_{\mathbf{Z}_l} &= \mathbf{W}_{l+1} \hat{\nabla}_{\mathbf{Z}_{l+1}} \odot \sigma'(\hat{\mathbf{Z}}_l) - \mathbf{W}_{l+1} \nabla_{\mathbf{Z}_{l+1}} \odot \sigma'(\mathbf{Z}_l), \\ &= \mathbf{W}_{l+1} \hat{\nabla}_{\mathbf{Z}_{l+1}} \odot \sigma'(\hat{\mathbf{Z}}_l) - \mathbf{W}_{l+1} \hat{\nabla}_{\mathbf{Z}_{l+1}} \odot \sigma'(\mathbf{Z}_l) + \mathbf{W}_{l+1} \hat{\nabla}_{\mathbf{Z}_{l+1}} \odot \sigma'(\mathbf{Z}_l) - \mathbf{W}_{l+1} \nabla_{\mathbf{Z}_{l+1}} \odot \sigma'(\mathbf{Z}_l), \\ &= \mathbf{W}_{l+1} \hat{\nabla}_{\mathbf{Z}_{l+1}} \odot [\sigma'(\hat{\mathbf{Z}}_l) - \sigma'(\mathbf{Z}_l)] + (\hat{\nabla}_{\mathbf{Z}_{l+1}} - \nabla_{\mathbf{Z}_{l+1}}) \odot \sigma'(\mathbf{Z}_l). \end{aligned} \quad (39)$$

For activation functions  $\text{ReLU}(\cdot)$ ,  $\text{LeakyReLU}(\cdot)$ ,  $\text{Sigmoid}(\cdot)$ ,  $\text{Tanh}(\cdot)$  and  $\text{SoftPlus}(\cdot)$ , the gradient  $\sigma'(\cdot)$  satisfies  $|\sigma''(\cdot)| \leq 1$  in each differentiable domain. Combined with Cauchy-Schwarz inequality  $\|\mathbf{A}_1 \mathbf{A}_2\|_F \leq \|\mathbf{A}_1\|_F \|\mathbf{A}_2\|_F$  (Horn & Johnson, 2012), we have

$$\|\sigma'(\hat{\mathbf{Z}}_l) - \sigma'(\mathbf{Z}_l)\|_F \leq \|\hat{\mathbf{Z}}_l - \mathbf{Z}_l\|_F \leq \|\mathbf{W}_l\|_F \|\hat{\mathbf{H}}_{l-1} - \mathbf{H}_{l-1}\|_F. \quad (40)$$

According to inequality  $\|\mathbf{A}_1 \odot \mathbf{A}_2\|_F \leq \|\mathbf{A}_1\|_F \|\mathbf{A}_2\|_F$  (Horn & Johnson, 2012), we have the upper bound of  $\|\hat{\nabla}_{\mathbf{Z}_l} - \nabla_{\mathbf{Z}_l}\|_F$  given by

$$\begin{aligned} & \|\hat{\nabla}_{\mathbf{Z}_l} - \nabla_{\mathbf{Z}_l}\|_F \\ & \leq \|\mathbf{W}_{l+1}\|_F \|\hat{\nabla}_{\mathbf{Z}_{l+1}}\|_F \|\sigma'(\hat{\mathbf{Z}}_l) - \sigma'(\mathbf{Z}_l)\|_F + \|\mathbf{W}_{l+1}\|_F \|\hat{\nabla}_{\mathbf{Z}_{l+1}} - \nabla_{\mathbf{Z}_{l+1}}\|_F \|\sigma'(\mathbf{Z}_l)\|_F, \\ & = \|\mathbf{W}_{l+1}\|_F \|\hat{\nabla}_{\mathbf{Z}_{l+1}}\|_F \|\hat{\mathbf{H}}_{l-1} - \mathbf{H}_{l-1}\|_F \|\mathbf{W}'_l\|_F + \|\mathbf{W}_{l+1}\|_F \|\hat{\nabla}_{\mathbf{Z}_{l+1}} - \nabla_{\mathbf{Z}_{l+1}}\|_F \|\sigma'(\mathbf{Z}_l)\|_F, \\ & = \alpha_l \|\hat{\mathbf{H}}_{l-1} - \mathbf{H}_{l-1}\|_F + \gamma_l \|\hat{\nabla}_{\mathbf{Z}_{l+1}} - \nabla_{\mathbf{Z}_{l+1}}\|_F, \end{aligned} \quad (41)$$

where  $\alpha_l$  and  $\gamma_l$  are given by

$$\begin{aligned} \alpha_l &= \|\mathbf{W}_{l+1}\|_F \|\hat{\nabla}_{\mathbf{Z}_{l+1}}\|_F \|\mathbf{W}'_l\|_F; \\ \gamma_l &= \|\mathbf{W}_{l+1}\|_F \|\sigma'(\mathbf{Z}_l)\|_F; \end{aligned} \quad (42)$$

the value  $\alpha_l$  and  $\gamma_l$  depend on the model weight before backward propagation, which are constant with respect to the gradient. Iterate Equation (41) until  $l = L$  where  $\|\hat{\nabla}_{\mathbf{Z}_L} - \nabla_{\mathbf{Z}_L}\|_F \leq \alpha_l \|\hat{\mathbf{H}}_{L-1} - \mathbf{H}_{L-1}\|_F$ . In such a manner, we have

$$\|\hat{\nabla}_{\mathbf{Z}_l} - \nabla_{\mathbf{Z}_l}\|_F \leq \alpha_l \|\hat{\mathbf{H}}_{l-1} - \mathbf{H}_{l-1}\|_F + \sum_{i=l+1}^L \alpha_i \|\hat{\mathbf{H}}_{i-1} - \mathbf{H}_{i-1}\|_F \prod_{j=l}^{i-1} \gamma_j. \quad (43)$$

According to Equation (38), we have the gradient of  $\mathbf{W}_l$  given by

$$\begin{aligned} \hat{\nabla}_{\mathbf{W}_l} - \nabla_{\mathbf{W}_l} &= \hat{\nabla}_{\mathbf{Z}_l} \hat{\mathbf{H}}_{l-1}^\top - \nabla_{\mathbf{Z}_l} \mathbf{H}_{l-1}^\top, \\ &= \hat{\nabla}_{\mathbf{Z}_l} \hat{\mathbf{H}}_{l-1}^\top - \hat{\nabla}_{\mathbf{Z}_l} \mathbf{H}_{l-1}^\top + \hat{\nabla}_{\mathbf{Z}_l} \mathbf{H}_{l-1}^\top - \nabla_{\mathbf{Z}_l} \mathbf{H}_{l-1}^\top, \\ &= \hat{\nabla}_{\mathbf{Z}_l} (\hat{\mathbf{H}}_{l-1}^\top - \mathbf{H}_{l-1}^\top) + (\hat{\nabla}_{\mathbf{Z}_l} - \nabla_{\mathbf{Z}_l}) \mathbf{H}_{l-1}^\top. \end{aligned} \quad (44)$$

Taking Equation (43) into Equation (44), we have

$$\begin{aligned} & \|\hat{\nabla}_{\mathbf{W}_l} - \nabla_{\mathbf{W}_l}\|_F \\ & \leq \|\hat{\nabla}_{\mathbf{Z}_l}\|_F \|\hat{\mathbf{H}}_{l-1}^\top - \mathbf{H}_{l-1}^\top\|_F + \|\hat{\nabla}_{\mathbf{Z}_l} - \nabla_{\mathbf{Z}_l}\|_F \|\mathbf{H}_{l-1}^\top\|_F, \\ & \leq \|\hat{\nabla}_{\mathbf{Z}_l}\|_F \|\hat{\mathbf{H}}_{l-1}^\top - \mathbf{H}_{l-1}^\top\|_F + \|\mathbf{H}_{l-1}^\top\|_F \left[ \alpha_l \|\hat{\mathbf{H}}_{l-1} - \mathbf{H}_{l-1}\|_F + \sum_{i=l+1}^L \alpha_i \|\hat{\mathbf{H}}_{i-1} - \mathbf{H}_{i-1}\|_F \prod_{j=l}^{i-1} \gamma_j \right], \\ & = \left( \beta_l + \alpha_l \|\mathbf{H}_{l-1}^\top\|_F \right) \|\hat{\mathbf{H}}_{l-1}^\top - \mathbf{H}_{l-1}^\top\|_F + \|\mathbf{H}_{l-1}^\top\|_F \sum_{i=l+1}^L \alpha_i \|\hat{\mathbf{H}}_{i-1}^\top - \mathbf{H}_{i-1}^\top\|_F \prod_{j=l}^{i-1} \gamma_j, \end{aligned} \quad (45)$$

where  $\beta_l$  is given by

$$\begin{aligned} \alpha_l &= \|\mathbf{W}_{l+1}\|_F \|\hat{\nabla}_{\mathbf{Z}_{l+1}}\|_F \|\mathbf{W}'_l\|_F; \\ \beta_l &= \|\hat{\nabla}_{\mathbf{Z}_l}\|_F; \\ \gamma_l &= \|\mathbf{W}_{l+1}\|_F \|\sigma'(\mathbf{Z}_l)\|_F. \end{aligned} \quad (46)$$

During the LFC-ACT and HFC-ACT trainings, the activation map of a linear layer satisfies

$$\|\mathbf{H}_l - \mathbf{H}_l^L\|_F = \|\tilde{\mathbf{H}}_l - \tilde{\mathbf{H}}_l^L\|_F = \|\tilde{\mathbf{H}}_l \odot (\mathbf{1} - \mathbf{M})\|_F \triangleq \lambda_l^H, \quad (47)$$

$$\|\mathbf{H}_l - \mathbf{H}_l^H\|_F = \|\tilde{\mathbf{H}}_l - \tilde{\mathbf{H}}_l^H\|_F = \|\tilde{\mathbf{H}}_l \odot \mathbf{M}\|_F \triangleq \lambda_l^L. \quad (48)$$

Taking Equations (47) and (48) into (45), we have the  $\text{GEB}_l^L$  and  $\text{GEB}_l^H$  of a linear layer given by

$$\|\hat{\nabla}_{\mathbf{W}_l} - \nabla_{\mathbf{W}_l}^L\|_F \leq \left( \alpha_l \|\mathbf{H}_{l-1}^T\|_F + \beta_l \right) \lambda_l^H + \|\mathbf{H}_{l-1}^T\|_F \sum_{i=l+1}^L \alpha_i \lambda_i^H \prod_{j=l}^{i-1} \gamma_j \triangleq \text{GEB}_l^L, \quad (49)$$

$$\|\hat{\nabla}_{\mathbf{W}_l} - \nabla_{\mathbf{W}_l}^H\|_F \leq \left( \|\alpha_l \|\mathbf{H}_{l-1}^T\|_F + \beta_l \right) \lambda_l^L + \|\mathbf{H}_{l-1}^T\|_F \sum_{i=l+1}^L \alpha_i \lambda_i^L \prod_{j=l}^{i-1} \gamma_j \triangleq \text{GEB}_l^H. \quad (50)$$

Given the expression of  $\text{GEB}_l^L$  and  $\text{GEB}_l^H$  by Equations (49) and (50), we have the GEB difference for a linear layer given by

$$\text{GEB}_l^L - \text{GEB}_l^H = \left( \|\alpha_l \|\mathbf{H}_{l-1}^T\|_F + \beta_l \right) (\lambda_l^H - \lambda_l^L) + \|\mathbf{H}_{l-1}^T\|_F \sum_{i=l+1}^L \alpha_i (\lambda_i^H - \lambda_i^L) \prod_{j=l}^{i-1} \gamma_j.$$

□

## M. Proof of Theorem 4.1

We give the proof of Theorem 4.1 in this section.

**Theorem 2.** For any real-valued function  $f(x)$  and its moving average  $\bar{f}(x) = \frac{1}{2B} \int_x^{x+2B} f(t)dt$ , let  $F(\omega)$  and  $\bar{F}(\omega)$  denote the Fourier transformation (Madisetti, 1997) of  $f(x)$  and  $\bar{f}(x)$ , respectively. Generally, we have  $\bar{F}(\omega) = H(\omega)F(\omega)$ , where  $|H(\omega)| = \left| \frac{\sin \omega B}{\omega B} \right|$ .

*Proof.* We adopt the limit operator to reformulate  $\bar{f}(x)$  into

$$\bar{f}(x) = \frac{1}{2B} \int_x^{x+2B} f(t)dt = \frac{1}{2B} \lim_{N \rightarrow \infty} \sum_{n=0}^{N-1} \frac{2B}{N} f\left(x + \frac{2Bn}{N}\right) = \lim_{N \rightarrow \infty} \sum_{n=0}^{N-1} \frac{1}{N} f\left(x + \frac{2Bn}{N}\right) \quad (51)$$

Taking Equation (51) into the Fourier Transform of  $\bar{f}(x)$ , we have

$$\begin{aligned} F'(\omega) &= \int_{-\infty}^{\infty} \bar{f}(x) e^{-i\omega x} dx = \int_{-\infty}^{\infty} \frac{1}{N} \lim_{N \rightarrow \infty} \sum_{n=0}^{N-1} f\left(x + \frac{2Bn}{N}\right) e^{-i\omega x} dx \\ &= \lim_{N \rightarrow \infty} \frac{1}{N} \sum_{n=0}^{N-1} \int_{-\infty}^{\infty} f\left(x + \frac{2Bn}{N}\right) e^{-i\omega x} dx \\ &= \lim_{N \rightarrow \infty} \frac{1}{N} \sum_{n=0}^{N-1} e^{i\omega \frac{2Bn}{N}} \int_{-\infty}^{\infty} f(x) e^{-i\omega x} dx = F(\omega) \lim_{N \rightarrow \infty} \frac{1}{N} \sum_{n=0}^{N-1} e^{i\omega \frac{2Bn}{N}} \\ &= F(\omega) (1 - e^{i\omega 2B}) \lim_{N \rightarrow \infty} \frac{1}{N(1 - e^{i\omega \frac{2B}{N}})} = F(\omega) \frac{1 - e^{i\omega 2B}}{-i\omega 2B}, \end{aligned} \quad (52)$$

where  $i$  denotes the imaginary unit.

Let  $H(\omega) = \frac{1 - e^{i\omega 2B}}{-i\omega 2B}$ . The magnitude of  $H(\omega)$  is given by

$$\begin{aligned} |H(\omega)| &= \frac{|1 - \cos \omega 2B + i \sin \omega 2B|}{|\omega 2B|} = \frac{\sqrt{(1 - \cos \omega 2B)^2 + \sin^2 \omega 2B}}{|\omega 2B|} \\ &= \frac{\sqrt{4 \sin^4 \omega B + 4 \sin^2 \omega B \cos^2 \omega B}}{|\omega 2B|} = \frac{\sqrt{4 \sin^2 \omega B (\sin^2 \omega B + \cos^2 \omega B)}}{|\omega 2B|} \\ &= \left| \frac{\sin \omega B}{\omega B} \right| \end{aligned} \quad (53)$$

□

## N. Theoretical Compression Rate of DIVISION

The compression rate of DIVISION is estimated in this section. A general case of convolutional neural networks (CNN) and multi-layer perceptron (MLP) are considered for the estimation.

### N.1. Compression Rate of CNN training

Without loss of generality, we estimate the compression rate for a block of convolutional layer (conv), batch normalization layer (BN) and Relu activation. Most of existing backbones purely stacks conv-BN-Relu blocks (He et al., 2016; Huang et al., 2017; Szegedy et al., 2015; Tan & Le, 2019; Simonyan & Zisserman, 2014), which makes our estimated compression rate hold in practice. Generally, the compression rate is defined as the memory reduction ratio after the compression. To be concrete, let  $\text{Minibatch} \times \text{Channel} \times N \times N$  denote the shape of activation maps for a conv-BN-Relu block; given the block-size  $B$  and bit-width  $Q$ , DIVISION has the compression rate of activation maps given by Theorem 3A.

**Theorem 3A.** *DIVISION has average activation map compression rate for a conv-BN-Relu block given by*

$$R = \frac{\text{Mem of } \mathbf{H}}{\text{Mem of } (\mathbf{H}^L, \mathbf{V}^H, \Delta, \delta)} = \frac{9}{\frac{4}{\min\{B^2, N^2\}} + \frac{Q}{4} + \frac{8}{N^2} + \frac{1}{8}}, \quad (54)$$

where  $\text{Minibatch} \times \text{Channel} \times N \times N$  is the shape of activation map  $\mathbf{H}_l$ ;  $B$  denotes the block-size of LFC average pooling; and  $Q$  denotes the bit-width of HFC quantization.

*Proof.* For each mini-batch updating of normal training, a conv-layer or BN-layer caches  $N^2 \text{float32} \times 4 \text{byte}/\text{float32} = 4N^2 \text{byte}$  activation map; a Relu operator caches  $N^2 \text{int8} \times 1 \text{byte}/\text{int8} = N^2 \text{byte}$  activation map. For each mini-batch updating of DIVISION, a conv-layer or BN-layer caches  $\frac{N^2}{\min\{B^2, N^2\}} \text{bfloat16} \times 2 \text{byte}/\text{bfloat16} = \frac{2N^2}{\min\{B^2, N^2\}} \text{byte}$  LFC; and  $QN^2 \text{bit} \times \frac{1}{8} \text{bit}/\text{byte} = \frac{Q}{8} N^2 \text{byte}$  HFC; and spends  $2 \text{bfloat16} \times 2 \text{byte}/\text{bfloat16} = 4 \text{byte}$  for  $\Delta_l$  and  $\delta_l$ . Moreover, a Relu operator caches  $N^2 \text{bit} \times \frac{1}{8} \text{byte}/\text{bit} = \frac{N^2}{8} \text{byte}$  activation map. Therefore, the average activation map compression rate of a conv-BN-Relu block is given by

$$R = \frac{4N^2 \times 2 + N^2}{\left(\frac{2N^2}{\min\{B^2, N^2\}} + \frac{Q}{8} N^2 + 4\right) \times 2 + \frac{1}{8} N^2} = \frac{9}{\frac{4}{\min\{B^2, N^2\}} + \frac{Q}{4} + \frac{8}{N^2} + \frac{1}{8}}. \quad (55)$$

□

A higher compression rate indicates more effective compression. It is observed that the compression rate grows with  $B$  and  $N$ , and decreases with  $Q$ . In our experiments, we found  $B=8$  and  $Q=2$  can provide loss-less model accuracy. In this condition, the shape of activation maps satisfies  $N \geq 7$  for ResNet-50 and WRN-50-2 on the ImageNet dataset (He et al., 2016). According to Equation (54), we have  $R_{\text{ResNet-50}}, R_{\text{WRN-50-2}} \geq 10.35$ .

### N.2. Compression Rate of MLP Training

We estimate the compression rate for a linear-Relu block in Theorem 3B. An MLP simply stacks multiple linear-Relu blocks, such that our estimated compression rate holds for MLP models.

**Theorem 3B.** *DIVISION has average activation map compression rate for a linear-Relu block given by*

$$R = \frac{\text{Mem of } \mathbf{H}}{\text{Mem of } (\mathbf{H}^L, \mathbf{V}^H, \Delta, \delta)} = \frac{5}{\frac{2}{\min\{B, N\}} + \frac{Q}{8} + \frac{4}{N} + \frac{1}{8}}, \quad (56)$$

where  $\text{Minibatch} \times N$  is the shape of activation map  $\mathbf{H}_l$ ;  $B$  denotes the block-size of LFC average pooling; and  $Q$  denotes the bit-width of HFC quantization.

*Proof.* For each mini-batch updating of normal training, a linear-layer caches  $N \text{float32} \times 4 \text{byte}/\text{float32} = 4N \text{byte}$  activation map; a Relu operator caches  $N \text{int8} \times 1 \text{byte}/\text{int8} = N \text{byte}$  activation map. For each mini-batch updating of DIVISION, a linear-layer caches  $\frac{N}{\min\{B, N\}} \text{bfloat16} \times 2 \text{byte}/\text{bfloat16} = \frac{2N}{\min\{B, N\}} \text{byte}$  LFC; and



$QN\text{bit} \times \frac{1}{8}\text{bit/byte} = \frac{Q}{8}N\text{byte}$  HFC; and spends  $2\text{bfloat16} \times 2\text{byte/bfloat16} = 4\text{byte}$  for  $\Delta_l$  and  $\delta_l$ . Moreover, a Relu operator caches  $N\text{bit} \times \frac{1}{8}\text{byte/bit} = \frac{N}{8}\text{byte}$  activation map. Therefore, the average activation map compression rate of a linear-Relu block given by

$$R = \frac{4N + N}{\frac{2N}{\min\{B, N\}} + \frac{Q}{8}N + 4 + \frac{1}{8}N} = \frac{5}{\frac{2}{\min\{B, N\}} + \frac{Q}{8} + \frac{4}{N} + \frac{1}{8}}. \quad (57)$$

□