


Programs as Diagrams

From Categorical Computability to Computable Categories

Dusko Pavlovic



Contents

Preface	v
What?	vii
1 Drawing types and functions	3
2 Monoidal computers: computability as a structure	15
3 Fixpoints	31
4 What can be computed	45
5 What cannot be computed	63
6 Computing programs	71
7 Stateful computing	89
8 Program-closed categories: computability as a property	101
9 Computability as continuity	113
Appendices	115
Bibliography	115
Index	128

Preface

Pythagoreans discovered that the world was built of numbers. Their rituals with numbers, allowing you to measure some sides of objects and to compute the size of other sides, were called *mathemata*. Systematized into *mathematics*, those rituals demonstrated that the world was regular and predictable.

The world spanned by computers and networks is definitely built of numbers. Mathematics, in the meantime, evolved beyond and away from the Pythagorean computing rituals. While programmers program computers in a great variety of languages, mathematicians study mathematics in a great variety of completely different languages. A great variety of languages is a good thing, provided that the languages do not isolate but diversify the views of the world and that there are multi-lingual communities to connect them. Many mathematicians speak programming languages; many programmers are conversant with mathematics. The language of categories seems convenient for both, and to some extent connects the communities.

In this book, we use a categorical language based on string diagrams that is so basic that it must be contained in every mathematical model of computation, and so compact that every programming language must project onto it. It evolved through many years of teaching mathematics of computation. The diversity of the mathematical and the programming languages makes such teaching and learning tasks into lengthy affairs, loaded with standard prerequisites. By peeling off what got standardized by accident and following the shortcuts that emerged, and then peeling off what became unnecessary after that, we arrived at a mathematical model of computation generated by a single diagrammatic element, which is also a single-instruction programming language. I know it sounds crazy, but read on.

The presentation is self-contained, assuming enough confidence and curiosity. The early chapters have been taught as undergraduate courses, the middle chapters as graduate courses. The final chapters contain the results that make a point of it all. Without a teacher, a reader familiar with categories is hoped to get easy access to the basic concepts of computability, a reader familiar with computability to basic category theory, and a reader familiar with both is hoped to make use of the many opportunities to improve the approach.

The “workouts” and “stories” should probably be skipped the first time around. They used to be called *Exercises* and *Historic Background* but that was misleading. The workouts concern the issues that the reader might like to consider on their own first. Some are presented as guided exercises, but some are much more than exercises, and some are just asides. Most are worked out in Appendix 5. The stories are sort of like philosophical gossips, precisely what the math is meant to defend us from, so you are welcome to skip them altogether.

What?

1	What are we talking about?	vii
2	What is computer science?	vii
3	What is computer science about?	viii
4	What is computation?	viii
5	What is a computer?	ix

1 What are we talking about?

We spell out the basic math behind computer science. Everyone knows what is a computer. Most people also know what is science, almost as confidently. Computers run programs. Programmers program programs. Why is there a computer science?

2 What is computer science?

Science inputs processes that exist in nature and outputs their descriptions. Engineering inputs descrip-

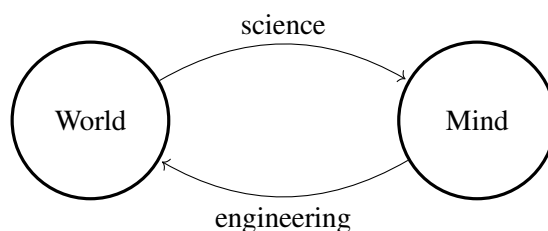


Figure 1: Civilisation as a conversation

tions of some desirable processes that do not exist in nature and outputs their realizations. Fig. 1 shows the resulting conversation staged by scientists and engineers. Computers and programs were originally built by engineers. After lots of computers were built and lots of programs programmed, they formed networks, and the Big Bang of the Internet created cyberspace. The cyberspace clumped into galaxies, life emerged in it, botnets and viruses, influencers and celebrities, genomic databases, online yoga studios. We live in cyberspace. Our children grow there. Like our cities, freeways, and space stations, it was built by engineers, but then life took over. Life in cyberspace is not programmable and it cannot be engineered anymore. Economy, security, epidemics are natural processes, whether they spread through physical space or cyberspace, or through a mixture. Cyberspace is the space of computations, spanned by the networks of people and computers. They act together, evolve together, and it is hard to tell who is who. They are the subject of the same science.

3 What is computer science about?

Biology is about life, and life comes about by evolution. Chemistry is about molecules, and they come about by binding atoms. And so on. Every science is about some basic principle (or two, in the case of modern physics) and when you come in to study it, on day one they tell you what it is about. You study biology and the first lesson goes: "Biology is about evolution". Not so when you study computer science. What is the basic principle of computation? What is X in the following equations?

$$\frac{\text{evolution}}{\text{biology}} = \frac{\text{chemical bonds}}{\text{chemistry}} = \dots = \frac{X}{\text{computer science}} \quad (1)$$

The answer $X = \text{computability}$ is usually taught in a "theory" course in the final year of computer science. Many students avoid this course. Computer science and computer engineering are often taught together, which makes many courses avoidable. Those who do take a "theory" course learn that a function is computable if it can be implemented using a Turing machine, or the λ -calculus, or recursion and minimization schemas, or a cellular automaton, or a uniform boolean circuit, or one of many other theoretical models of computation. The Turing machine and the λ -calculus stories go back to the 1930s. The other models go back to the surrounding decades. Each of them is a story about a different aspect of computation, as seen by different people in different contexts. Each makes the same class of functions computable, but in each case they are encoded differently. The *Church-Turing Thesis* postulates that each of the defined notions of computation is the same, modulo the encodings. What is their common denominator?

4 What is computation?

The process of computation can also be viewed as a conversation. Fig. 2 shows the idea. Programs are

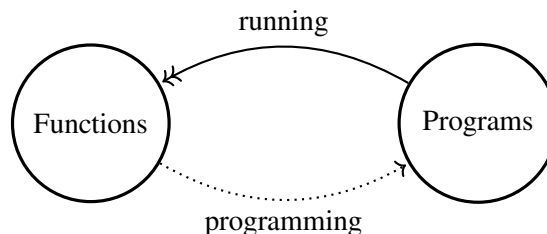


Figure 2: Computation as a conversation

the mind of a computer. Functions are its world. Programmers call anything that takes inputs and produces outputs a function. They analyze functions and synthesize programs. Computers run the programs and compute the functions. While running a given program is a routine operation, programming requires creativity and luck. That is why the two arrows in Fig. 2 are different. The difference impacts the sciences concerned with complexity, information, evolution, language [14]. The computational origin of this difference is described in Ch. 5. A version with the symmetry of running and abstracting restored is displayed in Fig. ??.

5 What is a computer?

We interact with many different computers, many different models of computation, many different programming languages. But they are avatars of the same character in the same story. We speak different languages in different societies, but they are manifestations of the same capability of speech and social interaction. What makes a language a language? What makes a sentence different from the bark of a dog? What makes a program different from a sentence? What makes a computer a computer?

Computers and programs are the two sides of the same coin. Programs are programs because there are computers to run them. A computer is a computer because there are programs to compute. While Fig. 2 displays the two sides of the coin, Fig. 3 distinguishes the head and the tail. The equation identifying them is the general schema of computation, overarching all different models of computation and underlying all different computers. This is their common denominator. This is what makes a computer

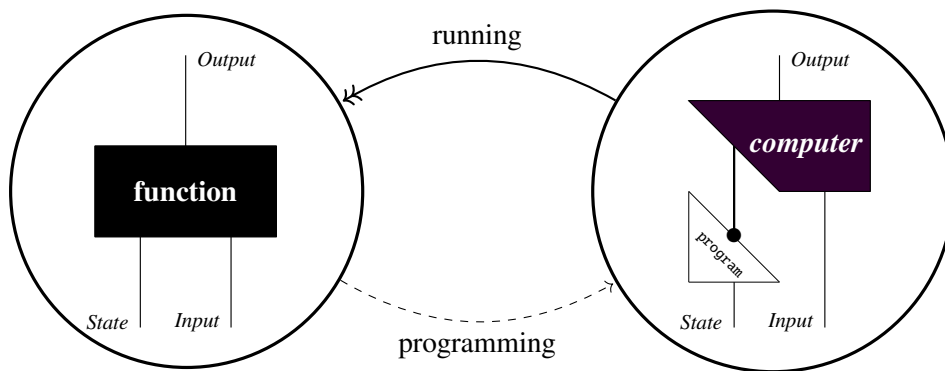


Figure 3: Any computer can be programmed to compute any computable function

a computer. It is also the main structural component of the monoidal computer, described in Ch. 2, formalized in Sec. 2.2.1. The “running” surjection is spelled out in Sec. 2.5.3. All capabilities and properties of real computers can be derived from it. An abstract computer can thus also be viewed as a single-instruction programming language, called Run, with `run` as its only instruction. The main computational constructs are derived in chapters 3–6. The conceptual insights and the technical stepping stones into further research are in chapters 7–9. The string diagrams, convenient for building programs from runs and for composing computations are introduced in Ch. 1.

Contents

1	Drawing types and functions	3
2	Monoidal computers: computability as a structure	15
3	Fixpoints	31
4	What can be computed	45
5	What cannot be computed	63
6	Computing programs	71
7	Stateful computing	89
8	Program-closed categories: computability as a property	101
9	Computability as continuity	113
	Appendices	115

1 Drawing types and functions

1.1	Types as strings	4
1.1.1	Types	4
1.1.2	Strings instead of variables	4
1.1.3	Tupling and switching	5
1.2	Data services: copying and deleting	6
1.3	Monoidal functions as boxes	8
1.3.1	Composing functions	8
1.3.2	The middle-two-interchange law	9
1.3.3	Sliding boxes	10
1.4	Cartesian functions as boxes with a dot	10
1.5	Categories	12
1.6	Workout	14
1.7	Story	14

1.1 Types as wires: Data passing without variables

Whatever else there might be in a computer, there are always lots of wires. In modern computers, most wires are printed on a chip. In higher animals, the wires grow as nerves. In string diagrams, the wires are drawn as strings.

1.1.1 Types

Sets are containers with contents. Types are just the containers. When you add or remove an element from a set, you get another set, but the type remains the same. The difference is illustrated in Fig. 1.1, sets on the left, types on the right. When the elements keep coming and going a lot, programmers use types to keep them apart. A set is completely determined by its elements, whereas a type is determined by a property of that characterizes its elements, no matter how many of them there might be. E.g., there is only one empty set, but there are as many empty types as there are colors of unicorns: the type of blue unicorns is completely different from the type of green unicorns, although they are both empty. In Fig. 1.2 on the left, the types are drawn as strings. The same types are drawn on the right but



Figure 1.1: Sets are containers with contents. Types are just the containers.

distinguished by names and not by colors. The strings separate different data items. Their names (or colors) tell which ones are of the same type.

1.1.2 Strings instead of variables

When we write a program, we usually plan how to process some asyetunknown data, that will become known when the program is run. In algebra and in most programming languages, such *indeterminate* data values are manipulated using *variables*. In computers, they are moved around through wires, depicted as strings. They carry the data and thus play the role of variables. The type annotations constrain the data that can flow through each string. In Fig. 1.2 on the right, the strings are typed A, B, C and D , and the variables $x : A, y : B, u : C$ and $v : D$, corresponding to each particular wire, are also displayed (just this time). Different variables of the same type are represented by different strings with the same type annotation.

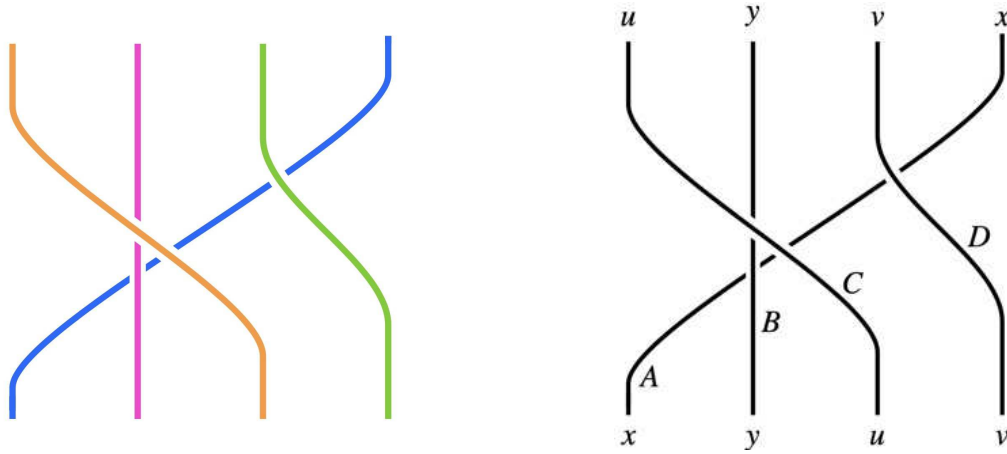


Figure 1.2: Types are wires conducting data.

1.1.3 Tupling and switching

Product types. An n -tuple of data is carried by an n -tuple of variables through an n -tuple of parallel wires. The wires of types A_1, A_2, \dots, A_n run in parallel correspond to the product type $A_1 \times A_2 \times \dots \times A_n$, as displayed in Fig. 1.3. An n -tuple product is the type of an n -tuple of values or variables $\langle x_1, x_2, \dots, x_n \rangle$:

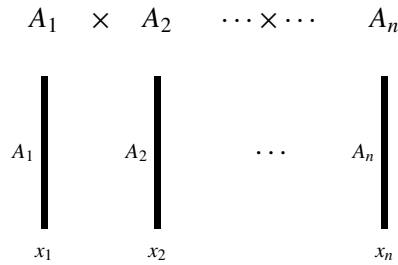


Figure 1.3: Parallel wires correspond to product types

$A_1 \times A_2 \times \dots \times A_n$. Some of the A_i s may be the occurrences of the same types. If $A_1 = A_2 = \dots = A_n$ are the same type A , then the product of n copies of this type is written A^n .

The unit type is the type I such that $I \times X = X = X \times I$ holds for all types X . In string diagrams, this is captured by representing the type I by the *invisible* string. In that way, the string diagram representations for the type X and for the type expressions $X \times I$, $I \times X \times I \times I$ and $I^n \times X$ are all the same¹. The unit type I can be thought of as a product of 0 copies of any type X , since $X^0 = I$.

Twisting the wires like in Fig. 1.4, corresponds to changing the order of the variables in an algebraic expression. In an algebra of wires, the operation of twisting corresponds to the operation ζ .

Elements. The functions in the form $a : I \rightarrow A$ are called the *elements* of type A , and abbreviated to $a : A$. When A is a set and I is a single-element set, then the total, single-valued functions $I \rightarrow A$ correspond to the elements of A in the usual sense. The single element of I corresponds to the identity function $I \rightarrow I$. Since I can be thought of as the type of empty tuples, satisfying $X^0 = I$ for every

¹Having invisible graphic elements will turn out to be quite convenient. Having invisible points in geometry and empty instructions in programs is not just convenient, but necessary [44].

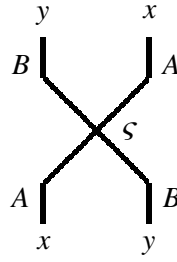


Figure 1.4: The wires are twisted to get the data where needed

type X , the single element of I can be thought of as the empty tuple $()$. While the identity is the only total, single-valued function on a set with one element, and $() : I$ is unique in that sense, the functions $f : A \rightarrow B$ that arise in computation may not be total or single-valued, as they may not always return an output, or they may return different outputs when fed same inputs at different times. Intuitively, this means that their outputs depend on a hidden state of the world. This is one of the reasons why types may not boil down to sets of their elements. Such issues cannot be ignored in computation. The next section presents the operations for handling the general functions that may not be total or single-valued. Sec. 1.4 tells how to recognize those that are.

1.2 Data services: copying and deleting using the cartesian structure

Mentioning a variable in several places in an algebraic expression or in a program allows reusing the same value several times. If a variable is not mentioned, then it is not used. The variables thus allow *copying* data where needed and *deleting* data where they are not needed. In categorical logic, the variable-free view of the data services of copying and deleting has been developed as the *cartesian structure*. In a string diagram, the data transmitted through a wire get copied when the wire branches, and they get deleted when the wire is cut. The data service operations, comprising the categorical structure, are thus:

- copying $\Delta : A \rightarrow A \times A$ and
- deleting $\uparrow : A \rightarrow I$.

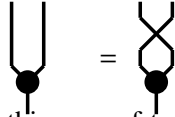
We assume that any type is equipped with such a pair of operations. They are drawn as black beads.

(1.1)

They are required to satisfy the following equations:

$$\begin{aligned}
 (\Delta \times \text{id}) \circ \Delta &= (\text{id} \times \Delta) \circ \Delta & (\uparrow \times \text{id}) \circ \Delta &= \text{id} = (\text{id} \times \uparrow) \circ \Delta
 \end{aligned}$$
(1.2)

$$\Delta = \zeta \circ \Delta$$



where id denotes the identity function, in this case of type A . Since all strings are of type A , the type annotations are omitted. Sec. 1.3 introduces functions as boxes with input and output strings, but id just outputs its inputs on the same string, and boils down to the string. The algebraic equations are written on top of the string diagram equations for clarity, in both cases with the type annotation

Explanation. The copying operation can be thought of as mapping $x : A$ to $\Delta_A(x) = \langle x, x \rangle$. The *associativity* of Δ on the left becomes $\langle \langle x, x \rangle, x \rangle = \langle x, \langle x, x \rangle \rangle$, which allows us to write $\langle x, x, x \rangle$ without ambiguity, like in Fig. 1.5. Fig. 1.6 shows an example of moving data around by branching, cutting, and



Figure 1.5: The associativity of Δ allows copying and tupling

twisting wires.

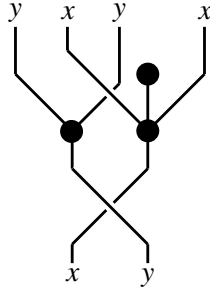


Figure 1.6: Using wires to rearrange $\langle x, y \rangle$ into $\langle y, x, y, x \rangle$

Copying and deleting the empty tuple. The data services on the unit type I boil down to the identity map. Intuitively, since $()$ is the empty tuple already, the deletion must be $\uparrow_I = \text{id}_I$. Since $I \times I = I$, copying also boils down to $\Delta_I = \text{id}_I$, with $\langle (), () \rangle = ()$.

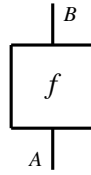
Eliding redundancies. There are data services $A \times A \xleftarrow{\Delta_A} A \xrightarrow{\uparrow_A} I$ of type A , data services $B \times B \xleftarrow{\Delta_B} B \xrightarrow{\uparrow_B} I$ of type B , and so on for all other types, all of them different, since functions of different types are different, but all of them denoted by Δ s and \uparrow s, distinguishing them as the data services. To avoid redundant notations, we omit the type subscripts and superscripts whenever they are clear from the context. E.g., $\Delta : A \rightarrow A \times A$ and $\Delta : B \rightarrow B \times B$ refers to different functions whenever A and B are different.

1.3 Monoidal functions as boxes

The 2-dimensional text of string diagrams. A function $f : A \longrightarrow B$ maps inputs of type A to outputs of type B . A process $g : X \times A \longrightarrow B$ is a function that maps causes of type A to effects of type B , possibly also depending on states of type X .

The set-theoretic concept of function is more restrictive. It requires that the possible inputs and outputs are collected in sets and that there is a unique output for every input. Programmers deviated from these requirements early on, and have been using the more relaxed concept of function at least since the 1960s. Theoretical computer scientists deviated even earlier when they developed the λ -calculus as a formal theory of functions that can be fed to themselves as inputs [30]. This seemed like an inexorable property of computable functions, that take their programs as inputs. The task of finding set-theoretic models of such functions was tackled in the denotational semantics of computation [2, 56].

In many programming languages, in type theory, and in category theory, functions are specified as black boxes. The *blackness* does not mean that the boxes are painted black, but that no light shines in or out: the interior of the function box is hidden from the user. A functionality implemented in a black box is accessed through its input and output interfaces, which are drawn as strings. A function $f : A \longrightarrow B$ is drawn as a box f hanging from a string B above it, and with a string A hanging below it:



The inputs flow in from the bottom, and the outputs flow out at the top. This bottom-up processing is a drawing convention. At least four other drawing conventions are equally justified. The idea is that the processed data or resources flow through the strings in one direction, which is the direction of time, and that there are no flows in other directions, or between the strings. The two dimensions of string diagrams thus display where the data flow and where they do not flow. The flow through the strings bottom-up, and they do not flow between the strings.

The two dimensions also correspond to the two ways to compose functions.

1.3.1 Composing functions

The functions f and g are composed *sequentially* when the outputs of f flow as the inputs to g , provided that output type of f is the input type of g . The functions f and t are composed *in parallel* when there are no flows between them. In string diagrams, the sequential compositions are thus drawn by hanging the functions f and g on one another vertically, whereas the parallel compositions are drawn by placing the functions f and t next to one another horizontally. The typing constraints are:

$$\frac{A \xrightarrow{f} B \quad B \xrightarrow{g} C}{A \xrightarrow{g \circ f} C} \qquad \frac{A \xrightarrow{f} B \quad U \xrightarrow{t} V}{A \times U \xrightarrow{f \times t} B \times V}$$

The string diagrams for the sequential composite $g \circ f$ and for the parallel composite $f \times t$ are displayed in Fig. 1.7. If a function $h : C \rightarrow D$ is attached above to the composite $g \circ f : A \rightarrow C$, the three boxes hanging on four strings will look the same as if we attached $f : A \rightarrow B$ below $h \circ g : B \rightarrow D$. String diagrams thus impose the associativity $h \circ (g \circ f) = (h \circ g) \circ f$ as a geometric property of the notation. Similarly, if $h : C \rightarrow D$ is adjoined to the right of the composite $f \times t : A \times U \rightarrow B \times V$, resulting triple composite will forget that f was adjoined on the left of t before h was adjoined on the right. The string diagram notation thus also imposes the associativity $(f \times t) \times h = f \times (t \times h)$ as a geometric property.

The units for the composition operations are the identity function id_A and id_B for the sequential composition, and the identity id_I on unit type I for the parallel composition, in the sense of the equations

$$\text{id}_B \circ f \circ \text{id}_A = f = \text{id}_I \times f \times \text{id}_I$$

If the identity functions id_A and id_B are thought of as the invisible boxes on the strings A and B , and the unit type I is thought of as the invisible string, present in any diagram wherever convenient, then the unitary laws (??) are also imposed in the string-and-box diagrams tacitly, as the geometric properties of the invisible strings and boxes.

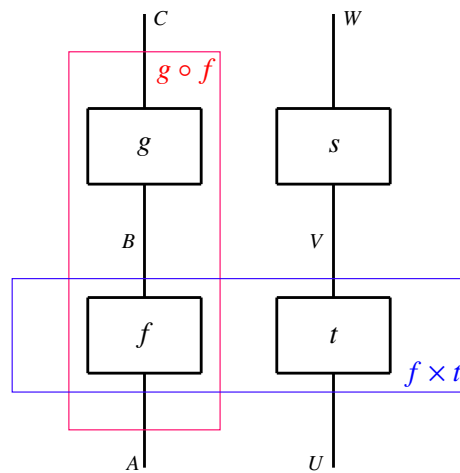


Figure 1.7: $(g \circ f) \times (s \circ t) = (g \times s) \circ (f \times t)$

A string diagram is read as 2-dimensional text because the strings assure that it can either be read first vertically then horizontally, or first horizontally and then vertically, but not diagonally. The two ways of reading a string diagram impose the algebraic law that constrains the two composition operations:

1.3.2 The middle-two-interchange law

A string diagram, as 2-dimensional text, can be read from left to right, or from the bottom to the top. In Fig. 1.7, we can thus choose to first go vertically and compose f with g and s with t sequentially, and after that to go horizontally and compose the sequential composites $g \circ f$ and $s \circ t$ in parallel, to get $(g \circ f) \times (s \circ t)$. Alternatively, we can also choose to go horizontally first, and compose in parallel f with t , and g with s , to get $f \times t$ and $g \times s$, and then we can go vertically, to produce the sequential composite $(g \times s) \circ (f \times t)$. These two ways of reading the string diagram in Fig. 1.7 thus correspond to

two different algebraic expressions, but they describe the same composite function:

$$(g \circ f) \times (s \circ t) = (g \times s) \circ (f \times t) \quad (1.3)$$

This is the *middle-two-interchange* law of the function composition algebra. This algebraic law is hard-wired in the geometry of string diagrams. More precisely, the assumption that a string diagram describes a unique function implies the middle-two-interchange law, which identifies the two ways to read a string diagram: first horizontally or first vertically.

1.3.3 Sliding boxes

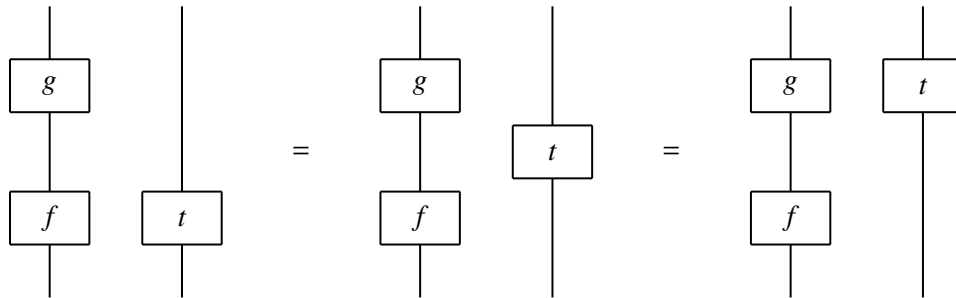
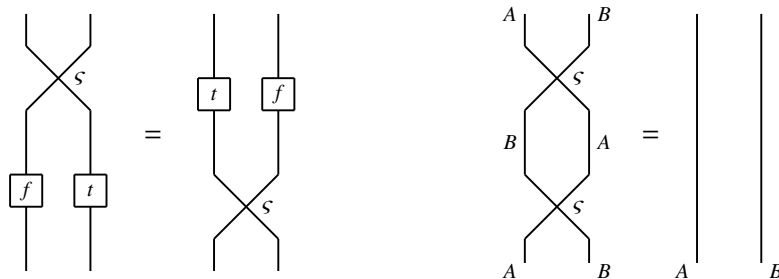


Figure 1.8: $(g \times \text{id}) \circ (f \times t) = (g \times \text{id}) \circ (\text{id} \times t) \circ (f \times \text{id}) = (g \times t) \circ (f \times \text{id})$

The net effect of encodings of algebra by geometry is that some algebraic correspondences are encoded as geometric properties. E.g., the equations in the caption of Fig. 1.8 can be derived algebraically from the middle-two-interchange law. On the other hand, they can also be derived by sliding boxes along the strings, as displayed in Fig. 1.8. They are thus a geometric property of the string diagram displayed there, as three of its topological deformations. In general, any pair of function compositions, expressed algebraically in terms of \circ and \times and the same function boxes will denote the same composite function if and only if they correspond to two string diagrams that can be deformed into each other by some geometric transformations that may twist or extend strings, and slide boxes along them, but without tearing or disconnecting anything.

Untwisting. The boxes also slide through the twists, and the twists can be untwisted.



1.4 Cartesian functions as boxes with a dot

A function is said to be

- *total* if it produces at least one output for each input, and

- *single-valued* if it produces at most one output for each input.

Formally, a function $s : A \longrightarrow B$ is total if it satisfies the left-hand equation in (1.4), and single-valued if it satisfies the right-hand equation.

$$\begin{array}{ccc}
 \begin{array}{c} \bullet \\ | \\ \boxed{s} \\ | \\ A \end{array} & = & \begin{array}{c} \bullet \\ | \\ A \end{array} \\
 \downarrow \text{ } \uparrow_B \circ s & & \downarrow \text{ } \uparrow_A
 \end{array}
 \qquad
 \begin{array}{ccc}
 \begin{array}{c} B \quad B \\ \diagdown \quad \diagup \\ \bullet \\ | \\ \boxed{s} \\ | \\ A \end{array} & = & \begin{array}{c} \begin{array}{c} B \quad B \\ \diagdown \quad \diagup \\ \boxed{s} \quad \boxed{s} \\ | \quad | \\ A \end{array} \\ \diagdown \quad \diagup \\ \bullet \\ | \\ A \end{array} \\
 \Delta_B \circ s & = & (s \times s) \circ \Delta_A
 \end{array}
 \tag{1.4}$$

The left-hand equation says that whenever an input a can be deleted by $\uparrow_A(a) = ()$ then a total function $s : A \longrightarrow B$ produces an output $s(a)$ that can be deleted as $\uparrow_B(s(a)) = ()$. The right-hand equation says that cloning the output $b = s(a)$ by $\Delta_B(b) = \langle b, b \rangle$ produces the same output like cloning the input a by $\Delta_A(a) = \langle a, a \rangle$ and then running two copies of s in parallel to get $\langle s(a), s(a) \rangle$. The two are the same if and only if b is the only possible value of $s(a)$.

A function is **cartesian** when it preserves the cartesian structure, i.e. satisfies (1.4). This means that it is total and single-valued. The black bead on the output port of $s : A \longrightarrow B$ means that s is a cartesian function. The usual function notation $f : A \longrightarrow B$ is left for *monoidal* functions, that do not necessarily satisfy (1.4).

Elements are the cartesian functions from I . For any type A , an *element* $a : A$ corresponds to a map $a : I \longrightarrow A$. The empty tuple $() : I$ corresponds to $\text{id} : I \longrightarrow I$, which is the only element of I .

Every type A has a unique cartesian function into I . The deletion $\uparrow : A \longrightarrow I$ is obviously total. Showing that it is single-valued is a useful exercise.

Cartesian functions can be paired. The copying operation on any type X induces the pairing of cartesian functions from X

$$\frac{a : X \longrightarrow A \quad b : X \longrightarrow B}{\langle a, b \rangle = \left(X \xrightarrow{\Delta} X \times X \xrightarrow{a \times b} A \times B \right)} \tag{1.5}$$

for all types A and B . The deletion operations on A and B induce the corresponding projections

$$\frac{h : X \longrightarrow A \times B}{\pi_A h = \left(X \xrightarrow{h} A \times B \xrightarrow{A \times \uparrow} A \right) \quad \pi_B h = \left(X \xrightarrow{h} A \times B \xrightarrow{\uparrow \times B} B \right)} \tag{1.6}$$

The diagrammatic views are displayed in Fig. 1.9. Together, the pairing and the projections provide a bijective correspondence between the pairs of cartesian functions to A and B and the cartesian functions to $A \times B$. The equations

$$a = \pi_A \langle a, b \rangle \qquad h = \langle \pi_A h, \pi_B h \rangle \qquad b = \pi_B \langle a, b \rangle \tag{1.7}$$

assure that going down (1.5) and then (1.6) returns a and b , and that beginning from h and going down

(1.6) and then (1.5) returns h . It is not necessary that a , b , and h are cartesian for $\langle a, b \rangle$, $\pi_A h$, and $\pi_B h$ to be defined, but the equations in (1.7) may not be satisfied. The first equation holds if and only if b is total, the third if and only if a is total, and the second equation holds whenever h is single-valued, but the converse is not always valid. Checking these claims is an instructive exercise. See e.g., [95] for more details.

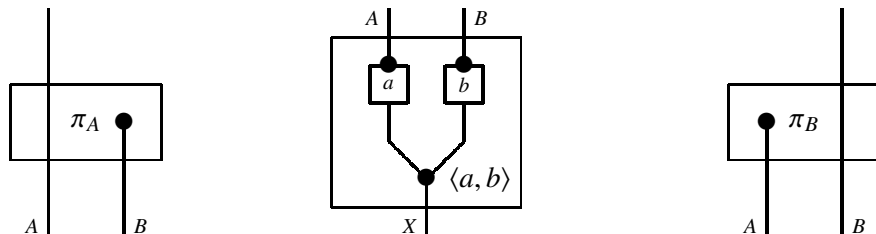


Figure 1.9: Pairing and projections

Functions with side-effects are not cartesian. In set-theoretic frameworks, it is usually required that a function f from A to B assigns to every single input $a : A$ a single output $f(a) : B$, and all functions are assumed to be cartesian. When the function f needs to be computed, such a requirement is hard to satisfy. If a computation of f on an input a gets stuck in a loop, it may not produce any output. The left-hand equation in (1.4) then does not hold, because the input can be deleted, but there is no output to delete. A computation of f may also depend on hidden variables or covert parameters of the environment, and the same overt input may lead to one output today and a different output tomorrow, if the environment changes. Besides the outputs, computations thus often produce some *side-effects*, such as *non-termination* when there is no output, or *non-determinism* when there are multiple possible outputs. That is why **computable functions are generally not cartesian, but monoidal**. That is why the computer is monoidal. The next section spells out what that means. In Sec. 3.2 we shall see that it cannot be made cartesian as long as all of its functions are programmable in it.

Terminology: partial, many-valued, monoidal functions. A function that is not total is called *partial*. A function that is not single-valued is called *many-valued*. The functions that may be partial, many-valued, or cause other side-effects, are called *monoidal*. They form *monoidal categories*, described next. This terminology extends to elements, recalling that they are just functions from the unit type I .

1.5 Categories: Universes of types and functions

A *category* C is comprised of

- a *class of objects*

$$|C| = \{A, B, \dots, \mathbb{P}, \dots, X, Y, \dots\}$$

- for any pair $X, Y \in |C|$ a *hom-set*

$$C(X, Y) = \left\{ \begin{array}{c} Y \\ \boxed{f} \\ X \end{array}, \begin{array}{c} Y \\ \boxed{g} \\ X \end{array}, \begin{array}{c} Y \\ \boxed{h} \\ X \end{array}, \dots \right\}$$

together with the *sequential composition* operation \circ from Sec. 1.3.1, presented by linking the boxes vertically along the strings of matching types. If needed, see Appendix ?? for more.

Monoidal categories. A category is *monoidal* when it also comes with the *parallel composition* operation \times , presented in Sec. 1.3.1 as the horizontal juxtaposition of strings and boxes next to each other. The monoidal structures are often written in the form (C, \times, I) , echoing the notation for monoids.

Since drawing the strings A , B , and C in parallel does not show the difference between $(A \times B) \times C$ and $A \times (B \times C)$, and the string A does not show how many invisible strings I are running in parallel with it, the *monoidal structure is in this book always assumed to be strictly associative and unitary*², like monoids, and the types $(A \times B) \times C$ and $A \times (B \times C)$ are identical, as are $A \times I$ and A . In general, though, monoidal categories are only associative and unitary only up to coherent isomorphisms. Even with string diagrams, the types $A \times B$ and $B \times A$ are not identical, but the twistings like in Fig. 1.4 represent the coherent isomorphisms between them. They are assumed to be available for all pairs of types, and the *monoidal structure is in this book always assumed to be symmetric*.

are assumed to be available for any pair of wires. By working with string diagrams, we also tacitly assume that the monoidal structure is *strictly* associative and unitary, since drawing the strings A , B , and C in parallel does not show the difference between $(A \times B) \times C$ and $A \times (B \times C)$, .

Data services and cartesian functions form a cartesian category. The data services in a monoidal category C distinguish a family of cartesian functions as those that satisfy (1.4). Keeping all of the objects of C but restricting to the cartesian functions yields the category C^\bullet , with

$$|C^\bullet| = |C|$$

$$C^\bullet(X, Y) = \left\{ \begin{array}{c} Y \\ \boxed{r} \\ X \end{array}, \begin{array}{c} Y \\ \boxed{s} \\ X \end{array}, \begin{array}{c} Y \\ \boxed{t} \\ X \end{array}, \dots \right\}$$

The pairing and the projections derived from the data services in Sec. 1.4 assure that the products inherited from C become the cartesian products in C^\bullet . The details are spelled out in the exercises below.

Cartesian categories are the categories where all functions are cartesian. The category C^\bullet defined above is cartesian by definition. It is the largest cartesian subcategory of the monoidal category C . The bijective correspondence

$$\frac{a = \pi_A h: X \longrightarrow A \quad b = \pi_B h: X \longrightarrow B}{h = \langle a, b \rangle : X \longrightarrow A \times B} \quad (1.8)$$

induced by (1.5–1.6), shows the universal property of the cartesian products with respect to the cartesian functions, which implies that they are unique up to isomorphism [107, III.4]. The correspondence in (1.8) ceases to be bijective when the functions are not cartesian. Nevertheless, the cartesian structure

²This causes no loss of generality since every monoidal category is equivalent to a strict one.

continues to play an important role in the monoidal computer, and at the entire gamut of monoidal frameworks [34].

Notation. When the category C is clear from the context, we write $f : A \longrightarrow B$ instead of $f \in C(A, B)$, and $s : A \multimap B$ instead of $s \in C^\bullet(A, B)$.

Examples. Some concrete categories that may be useful and interesting are in Appendix 1.

Category theory. The homomorphisms between categories are called *functors*. They preserve the identities and the sequential composition. Appendix 1 provides a very brief summary. The functors between categories with a structure are required preserve that structure: e.g., monoidal categories are connected by monoidal functors, which also preserve the parallel composition and the unit type. The upshot is that categories and the functors between them also form categories, and the structure preserved by the functors determines the structure of the functor categories. The homomorphisms between functors as the objects of functor categories are called the *natural transformations*. They make the family of functors between any fixed pair of categories into a category again, and this makes the category of categories into a 2-category. Sec. ?? tells a very short story how this came about. A very small sample of books about categories is: [4, 10, 18, 107, 137, 152].

1.6 Workout

1.7 Story

2 Monoidal computer: computability as a structure

2.1	Computer as a universal machine	16
2.2	Universality of program evaluation	17
2.2.1	Program evaluators	17
2.2.2	Partial evaluators	19
2.2.3	Composing programs	20
2.3	Computable types are retracts of programming languages	21
2.3.1	Data are programs	21
2.3.2	Types as idempotents	22
2.3.3	Pairs of programs are programs	23
2.3.4	Idempotents split	23
2.4	Logic and equality	25
2.4.1	Truth values and branching	25
2.4.2	Program equality	25
2.4.3	The type of booleans	25
2.4.4	Propositional connectives	26
2.4.5	Predicates and decidability	26
2.5	Monoidal computer	27
2.5.1	Definition	27
2.5.2	Examples	28
2.5.3	Program evaluation as a natural operation	28
2.6	Workout	29
2.7	Story	29

2.1 Computer as a universal machine

Machines! We live with machines. Fig. 2.1 shows some friendly machines that implement some useful functions, displayed with their input type strings coming in at the bottom and the output type strings coming out at the top. A mechanical calculator inputs pairs of numbers and outputs the results of some

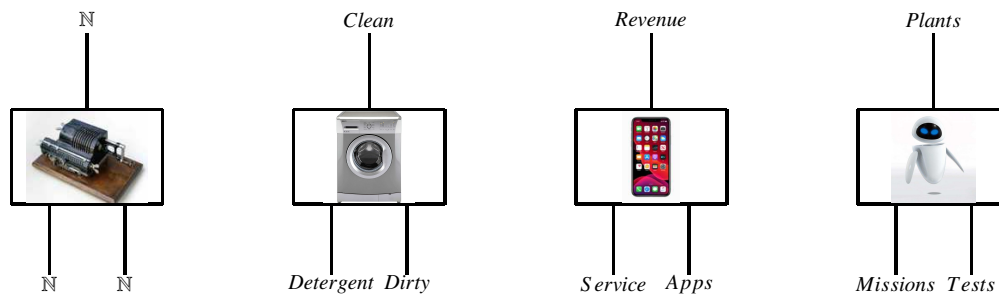


Figure 2.1: Different machines for different purposes

arithmetic operations. A washing machine applies its *Detergent* contents to transform the *Dirty laundry* inputs into *Clean laundry* outputs. A smartphone inputs the *Apps* approved by its *Service* and outputs the *Revenue* for the provider. And finally EVE, the Extraterrestrial Vegetation Evaluator from Pixar's movie WALL-E, applies the *Tests* as prescribed for each of its *Missions*, and it delivers any detected *Plants* back to its spaceship.

One thing that all these machines have in common is that they are all different. Each function requires a different machine. Each machine is a special-purpose machine. The special purpose of a calculator is to calculate a special set of arithmetic operations. When we need to calculate different operations, we need to build a different calculator.

A computer is a universal machine: it can be programmed to do anything that any other machine can do. This is what makes the process of computation into a conversation between functions and programs like in Fig. 3. Some examples, initiated by the functions in Fig. 2.1, are displayed in Fig. 2.2. A general-purpose computer can perform the builtin arithmetic operations of a special-purpose calculator. A smartphone is a slightly more complicated case. It is a computer in jail. On one hand it is definitely a universal computer. On the other hand, some smart people figured out a way how to prevent the smartphone from running programs unless you pay them. Some computational processes are thus driven by money. Others are driven by love. Robot WALL-E is tasked with collecting and compacting trash on the trashed planet Earth. To be able survive there, he is also equipped with a general-purpose computer. If needed, he can thus also be programmed to do other things. If needed, he can be programmed to wash laundry. Or he can program himself to perform EVE's function, i.e. to seek out and deliver a plant. We shall see in Ch. 6 how computers compute certain programs. If they then run the programs that they have computed, then they have programmed themselves. Computers and humans are similar.

Computers and people are similar in that each of them can do anything that any other can do. That is what makes them universal. How do they achieve that? How can it be that one can do anything that any other can do? For the humans, the universality has been a matter of some controversy, and it may seem complicated. For computers it is very simple. The functions that the computers can compute are precisely those that can be described by programs. ***Computability is programmability.***

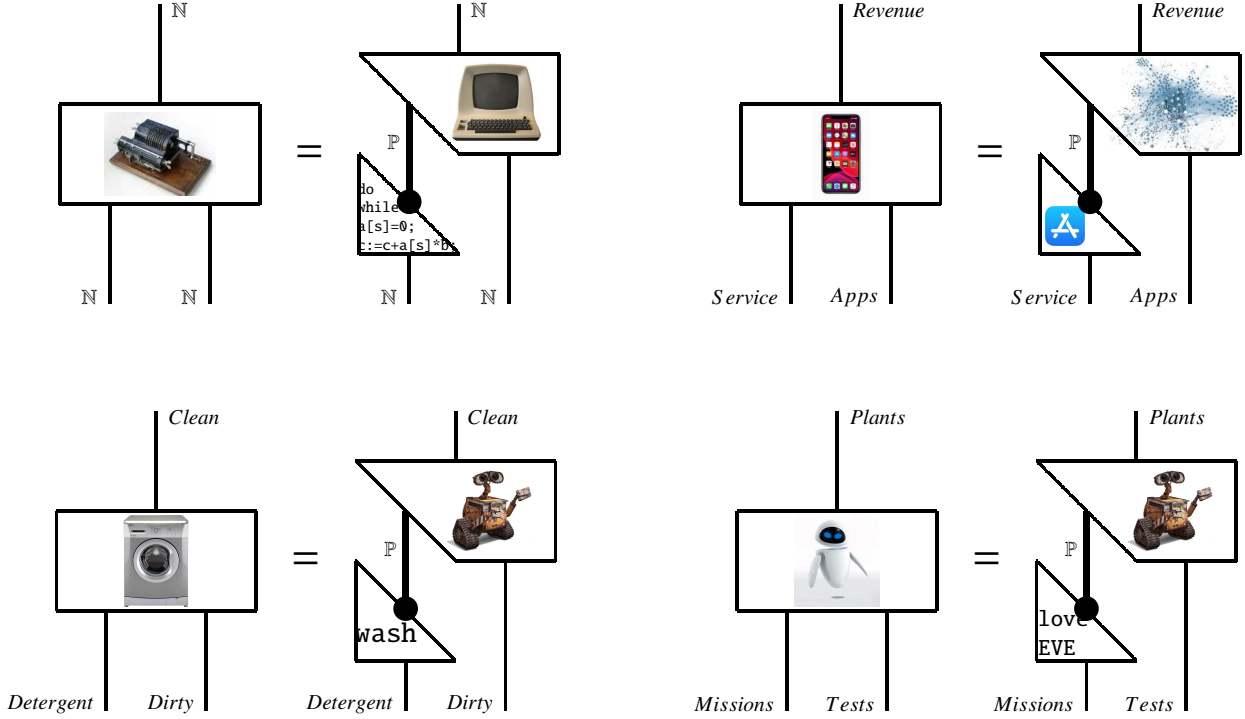


Figure 2.2: Universal machines can do anything that any other machines can do

2.2 Universality of program evaluation

A categorical model of a computer is a category where every function is computable, in the sense that there is a program for it, and a program evaluator evaluates that program to the function. Programs are the elements of the program type \mathbb{P} , representing a programming language. The program evaluators are computable functions of type $\mathbb{P} \times A \rightarrow B$, one for each pair of types A, B . The type \mathbb{P} can be thought of as a programming language and the program evaluators as interpreters.

2.2.1 Program evaluators

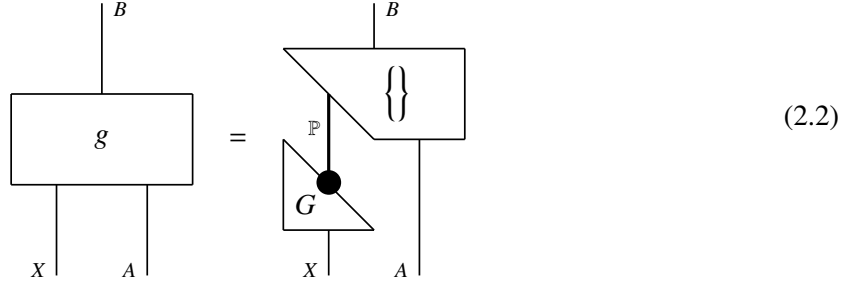
We view a computer as a monoidal category \mathcal{C} with data services and a distinguished program type \mathbb{P} equipped with a universal *program evaluator* $\{\}_A^B: \mathbb{P} \times A \rightarrow B$ for every pair of types A, B . A program evaluation is the composite function

$$\{G\}_A^B = \left(X \times A \xrightarrow{G \times A} \bullet \mathbb{P} \times A \xrightarrow{\{\}} B \right) \quad (2.1)$$

where $G : X \rightarrow \bullet \mathbb{P}$ is an X -parametrized family of programs. Such families can be thought of as programs with parameters that need to be instantiated before they are run. Such programs are often called *polymorphic*. The type X of parameters can also be thought of as a state space. The function $G : X \rightarrow \bullet \mathbb{P}$ is cartesian because it must determine a unique program for each state of the world $x : X$. The program evaluator $\{\}$ is the run-instruction mentioned in the introduction. We write $\{G\}$ instead of $\text{run}(G)$ to be able to write $\{G\} x$ instead of $\text{run}(G)(x)$. The story how this notation evolved is in Sec. 4.6.

The defining property of program evaluators is that they are universal. A program evaluator $\{\}_A^B$ in a category \mathcal{C} is universal among all functions from A to B in the sense that for any state space X and any X -parametrized function $g \in \mathcal{C}(X \times A, B)$ there is a program $G \in \mathcal{C}^\bullet(X, \mathbb{P})$ that evaluates to g :

$$g(x, a) = \{Gx\}a$$



This requirement captures the idea from Fig. 3, that composing with the instruction $\text{run}_A^B = \{\}_A^B$ induces a surjection $\mathcal{C}^\bullet(X, \mathbb{P}) \twoheadrightarrow \mathcal{C}(X \times A, B)$. Writing the X -state indices as subscripts, (2.2) says:

$$\forall g: X \times A \longrightarrow B \quad \exists G: X \longrightarrow \bullet \mathbb{P} \quad \forall x: X \quad \forall a: A. \quad \{G_x\}a = g_x(a) \quad (2.3)$$

A stronger notion of universality is analyzed in Sec. ??.

Examples. The interpreter of an actual programming language is an instance of a program evaluator, provided that the language is Turing-complete, i.e. that it is expressive enough to allow programming its own interpreter. See Sec. 4.6. The type \mathbb{P} is the set of expressions of the language. Quantum computers, biological computers, and other nonstandard models of computation, also contain program evaluators for their nonstandard language. The *executable* software specification languages [129] and some abstract interpretation tools [19] also support program evaluators.

States vs inputs. Programs in principle describe how the outputs of a computation depend on its inputs. In many cases, though, a computation does not depend only on the inputs, but also on external factors. E.g., a payroll system may need to perform different computations in different pay periods. A mobile application performs different computations on different devices. Most software products run in different computational environments, be it operating systems, hardware platforms, etc. Such external factors are what we call the *states of the world*. They are represented by the program parameters. While the program variables are written and overwritten internally during the program evaluations, the program parameters are set externally. If a family of computations $g_x: A \longrightarrow B$ depends on the states $x: X$, the corresponding programs $G_x: \mathbb{P}$ satisfying (2.3) are parametrized accordingly. The parametrizations are assumed to be computable, in the sense that a parametric family of computations can be viewed as a single computation $g: X \times A \longrightarrow B$, and the corresponding parametric family of programs as a cartesian computation $G: X \longrightarrow \bullet \mathbb{P}$. The distinction between the parameters and the inputs of a computation is not an intrinsic property of their values, but a design decision of the programmer. Formally, any type can play the role of a state space or of an input source and can change the role. E.g., a function $f: A \longrightarrow B$ can be viewed in either of the forms

- a) $f: I \times A \longrightarrow B$, i.e. as a family $\{f_0: A \longrightarrow B \mid () : I\}$ trivially indexed over the state space I , or
- b) $f: A \times I \longrightarrow B$, i.e. as a family $\{f_a: I \longrightarrow B \mid a: A\}$ of trivial functions indexed over the state space A .

Under interpretation (a), condition (2.2) induces a fixed program F such that $\{F\} = f : A \longrightarrow B$, always in the same state of the world $() : I$. Under interpretation (b), the same condition induces an A -indexed family of programs $\{\Phi_a : \mathbb{P} \mid a : A\}$, taking the trivial input $() : I$ and producing the corresponding A -indexed family of constants $\{\Phi_a\} () = f_a : B$, as displayed in Fig. 2.3.

$$f(a) = \{\Phi_a\} () = \{F\} (a)$$

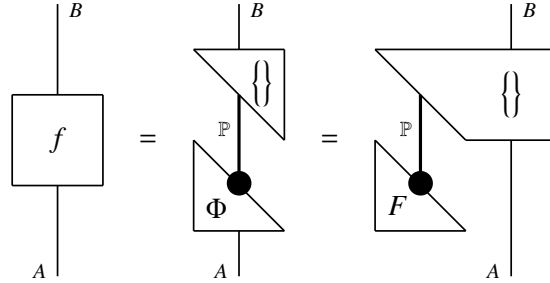


Figure 2.3: F encodes the function $f = \{F\}$. Family Φ_a encodes the family $f_a = \{\Phi_a\}$.

Notation. Writing the states as subscripts is a matter of convenience and completely informal. Formally, the state and the input arguments of a function obey the same rules. They are only distinguished by the external meaning that the programmers assign to them. In the current presentation, writing some arguments as subscripts signals that their values may be available earlier than the values of other arguments, and that can the computations can be *partially* evaluated.

2.2.2 Partial evaluators

Setting X in (2.2) to be a product $\mathbb{P} \times Y$ and g to be the program evaluator $\{ \} : \mathbb{P} \times Y \times A \longrightarrow B$ gives a *partial evaluator* $[] : \mathbb{P} \times A \longrightarrow \bullet \mathbb{P}$ for any Y, A, B , as displayed in Fig. 2.4. A partial evaluator is thus a $(\mathbb{P} \times Y)$ -indexed program satisfying $\{[\Gamma] y\} a = \{ \Gamma \} (y, a)$,

$$\{ \Gamma \} (y, a) = \{ [\Gamma] y \} a$$

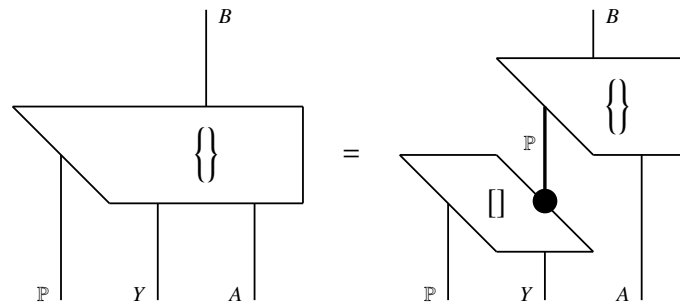


Figure 2.4: Partial evaluators $[]$ are indexed programs

Indexed = Fixed + Partial. Any X -indexed program for a computable function $g : X \times A \longrightarrow B$ in (2.2) can be construed as a partial evaluation of a fixed program Γ on data $x : X$ which may happen to

be available before the data of type A . When that happens, x can be treated as a state of the world for the computation $g_x = \{\Gamma_x\} : A \rightarrow B$. This view of indexed computations is displayed in Fig. 2.5. In

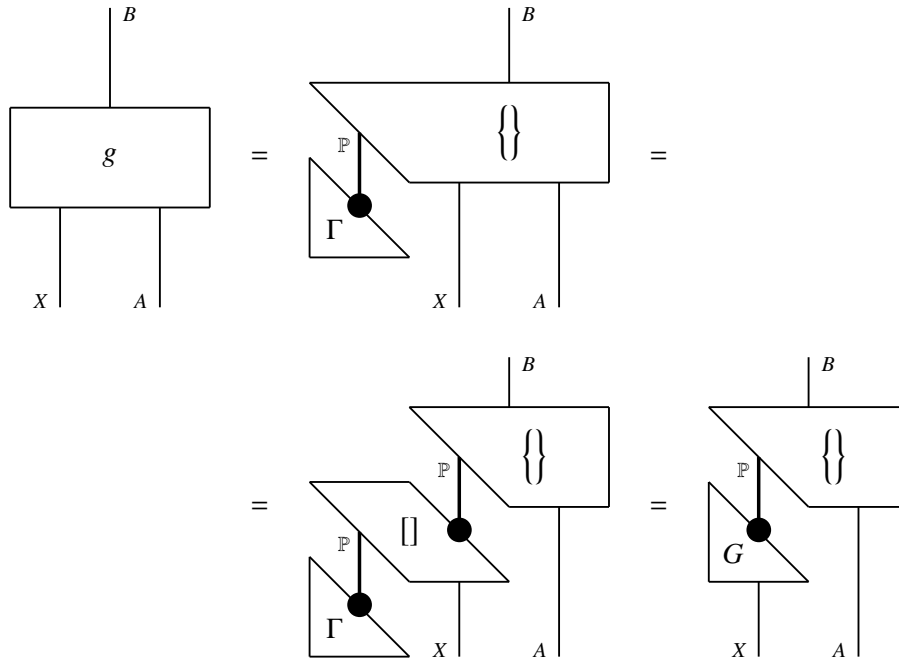


Figure 2.5: An indexed program G can be constructed by partially evaluating a fixed program Γ

summary, (2.3) can be derived from the assumption that all types X, A, B come with the universal and the partial evaluators generically denoted $\{\} \in C(\mathbb{P} \times A, B)$, $[\] \in C^\bullet(\mathbb{P} \times X, \mathbb{P})$, $\{\} \in C(\mathbb{P} \times X \times A, B)$, which satisfy

$$\forall f \in C(A, B) \ \exists F \in C^\bullet(I, \mathbb{P}). \quad \{F\}a = f(a) \quad (2.4)$$

$$\forall F \in C^\bullet(I, \mathbb{P}). \quad \{[F] x\}a = \{F\}(x, a) \quad (2.5)$$

2.2.3 Composing programs

We saw in Sec. 1.3.1 how functions are composed sequentially and in parallel:

$$\frac{A \xrightarrow{f} B \quad B \xrightarrow{g} C}{A \xrightarrow{g \circ f} C} \qquad \frac{A \xrightarrow{f} B \quad U \xrightarrow{t} V}{A \times U \xrightarrow{f \times t} B \times V}$$

When the functions are computable, we can compute programs for the composite functions from any given programs for their components. More precisely, we can determine $\mathbb{P} \times \mathbb{P}$ -indexed programs in the form

$$(\cdot)_{ABC} : \mathbb{P} \times \mathbb{P} \longrightarrow \bullet \mathbb{P} \qquad (\parallel)_{AUBV} : \mathbb{P} \times \mathbb{P} \longrightarrow \bullet \mathbb{P} \quad (2.6)$$

which for indices $F, G, T: \mathbb{P}$ with $\{F\} = f$, $\{G\} = g$, and $\{T\} = t$ instantiate to the programs $(F; G)$ and $(F \parallel T)$ evaluating to the composite functions

$$\left(A \xrightarrow{\{F; G\}} C \right) = \left(A \xrightarrow{\{F\}} B \xrightarrow{\{G\}} C \right) \quad \left(A \times U \xrightarrow{\{F \parallel H\}} B \times V \right) = \left(A \xrightarrow{\{F\}} B \right) \times \left(U \xrightarrow{\{T\}} V \right)$$

Fig. 2.6 shows how (2.2) induces programs for (2.6).

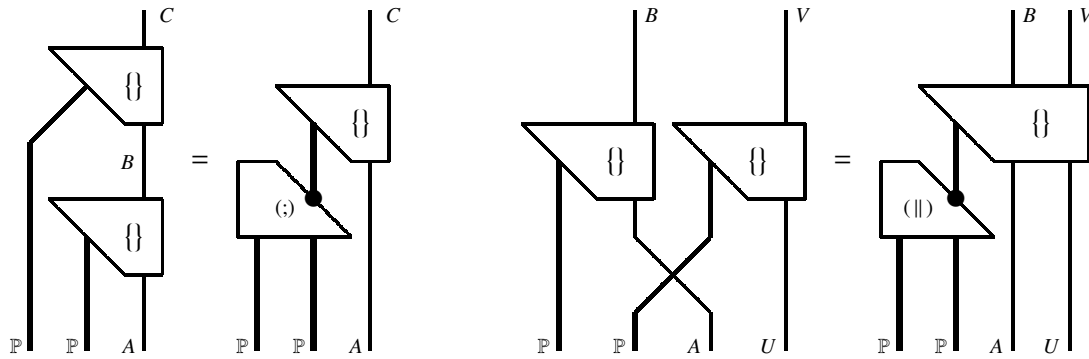


Figure 2.6: Program composition programs (;) and (||)

2.3 Computable types are retracts of programming languages

A computer as a type universe containing a type \mathbb{P} of programs together with all datatypes is an embodiment of von Neumann's famous slogan that *programs are data*. The universality of the programming language as a carrier of the evaluators of all types implies the converse inclusion, that *data are programs*. More precisely, data can be encoded as programs, and their types can be checked by program evaluations.

2.3.1 Data are programs

Instantiating Fig. 2.3 to the identity function id_A for any type A gives

$$A \xrightarrow{\text{id}_A} A = \left(A \xrightarrow{\{ \}} P \xrightarrow{\{ \}} A \right) \quad (2.7)$$

Any data item $a : A$ is thus encoded as a program $\ulcorner a \urcorner : \mathbb{P}$ and decoded by $\{\urcorner a \urcorner\} = a$. Every type A is thus a retract of the programming language \mathbb{P} , embedded into it by $\ulcorner - \urcorner : A \rightarrow \bullet \mathbb{P}$ and projected back by $\{\} : \mathbb{P} \rightarrow A$, which is a surjective partial function. See Appendix 2 for more about retracts. Changing the order of composition yields

$$\rho_A = \left(\mathbb{P} \xrightarrow{\mathbf{q}^A = \{\}} A \xrightarrow{\mathbf{i}_A = \ulcorner - \urcorner} \bullet \mathbb{P} \right) \quad (2.8)$$

also displayed in Fig. 2.7. The function ρ_A is idempotent, i.e. it satisfies $\rho_A \circ \rho_A = \rho_A$.

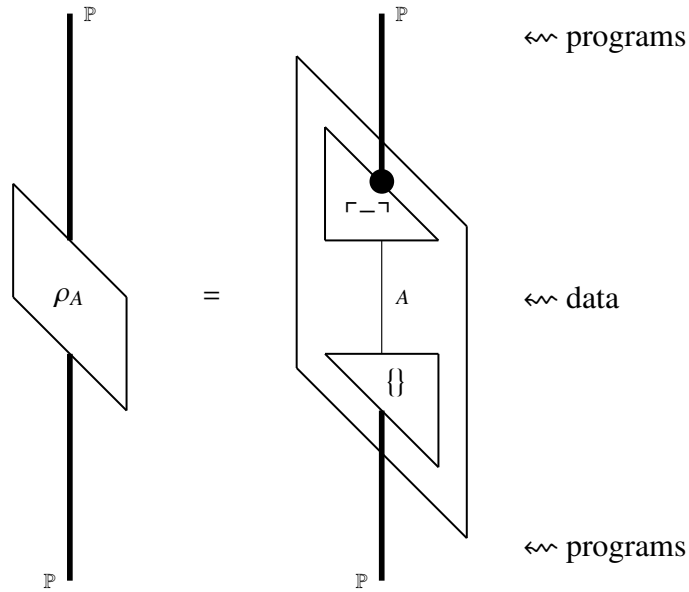


Figure 2.7: Data of type A correspond to the programs filtered by an idempotent ρ_A .

2.3.2 Types as idempotents

Every type A corresponds to the idempotent $\rho_A = \left(\mathbb{P} \xrightarrow{\{\}} A \xrightarrow{\ulcorner - \urcorner} \bullet \mathbb{P} \right)$, where $x = \rho_A(x)$ holds if and only if the program x is an encoding of an element of type A . Since the encoding is injective, the elements of type A can be identified with their program encodings, and the typing statement $x : A$ can be viewed as an abbreviation of the equation $x = \rho_A(x)$. The idempotent ρ_A thus fixes the encodings of the elements of A and filters out all other programs¹. If we abuse notation and use the label A as the name of a program for the idempotent ρ_A , then the type statements can be summarized as idempotent equations

$$x : A \iff x = \rho_A(x) \iff x = \{A\} x \quad (2.9)$$

The type statement for a function $f : A \rightarrow B$ means that $x : A$ implies $f(x) : B$ i.e. that $x = \{A\} x$ implies $f(x) = \{B\} (f(x))$. Using the idempotence, this implication is easily summarized by the equations

$$(f : A \rightarrow B) \iff (f = \rho_B \circ f \circ \rho_A) \iff (f = \{B\} \circ f \circ \{A\}) \quad (2.10)$$

¹We shall work out in ??c that all other programs can be mapped to divergent computations.

which are also equivalent with $\varrho_B \circ f = f = f \circ \varrho_A$ and $\{B\} \circ f = f = f \circ \{A\}$. The formal equivalence justifying the view of types as idempotents is left for workout ??.

2.3.3 Pairs of programs are programs

An important special case of encoding all types as programs is the encoding of product types as programs, and in particular encoding of the products of the type of programs itself:

$$\begin{array}{c}
 \mathbb{P} \quad \mathbb{P} \\
 \downarrow \quad \downarrow \\
 \langle [-]_0, [-]_1 \rangle \\
 \downarrow \quad \downarrow \\
 \mathbb{P} \\
 \downarrow \quad \downarrow \\
 [-, -] \\
 \downarrow \quad \downarrow \\
 \mathbb{P} \quad \mathbb{P}
 \end{array}
 =
 \begin{array}{c}
 \mathbb{P} \quad \mathbb{P} \\
 \downarrow \quad \downarrow \\
 \mathbb{P} \quad \mathbb{P}
 \end{array}
 \quad (2.11)$$

Similar constructions allow encoding the n -tuples of programs as single programs, for every natural number n . Note that the equations

$$\begin{array}{cc}
 \llbracket x, y \rrbracket_0 = x & \llbracket x, y \rrbracket_1 = y
 \end{array}
 \quad (2.12)$$

make the pairing $[-, -]$ injective, but that there may be programs that do not encode a pair. See Sec. ?? for a construction of surjective pairing.

2.3.4 Idempotents split

Idempotents on \mathbb{P} split. Any computable idempotent $A : \mathbb{P} \rightarrow \mathbb{P}$ displays the elements $a : A$ as its fixpoints and filters out the programs p not in A either by projecting them to $A(p)$ which is in A or by not returning any output on the input p . Since every idempotent viewed as a type provides its own splitting, the type system of a monoidal computer splits all idempotents, and is said to be *absolutely complete* [122]. Treating the types as idempotents on \mathbb{P} assures that all idempotents on \mathbb{P} split. But since all types are retracts of \mathbb{P} , it follows that all idempotents on all types split.

All idempotents split. If $r : A \rightarrow A$ is an idempotent on A and

$$\rho_A = \left(\mathbb{P} \xrightarrow{q^A} A \xrightarrow{i_A} \bullet \mathbb{P} \right)$$

is a split idempotent, then

$$\rho_R = \left(\mathbb{P} \xrightarrow{q^A} A \xrightarrow{r} A \xrightarrow{i_A} \bullet \cdot \mathbb{P} \right)$$

is also an idempotent. If

$$\rho_R = \left(\mathbb{P} \xrightarrow{q^R} R \xrightarrow{i_R} \bullet \cdot \mathbb{P} \right)$$

is an idempotent splitting, then

$$r = \left(A \xrightarrow{i_A} \bullet \cdot \mathbb{P} \xrightarrow{q^R} R \xrightarrow{i_R} \bullet \cdot \mathbb{P} \xrightarrow{q^A} A \right)$$

is also an idempotent splitting, as displayed in Fig. 2.8.

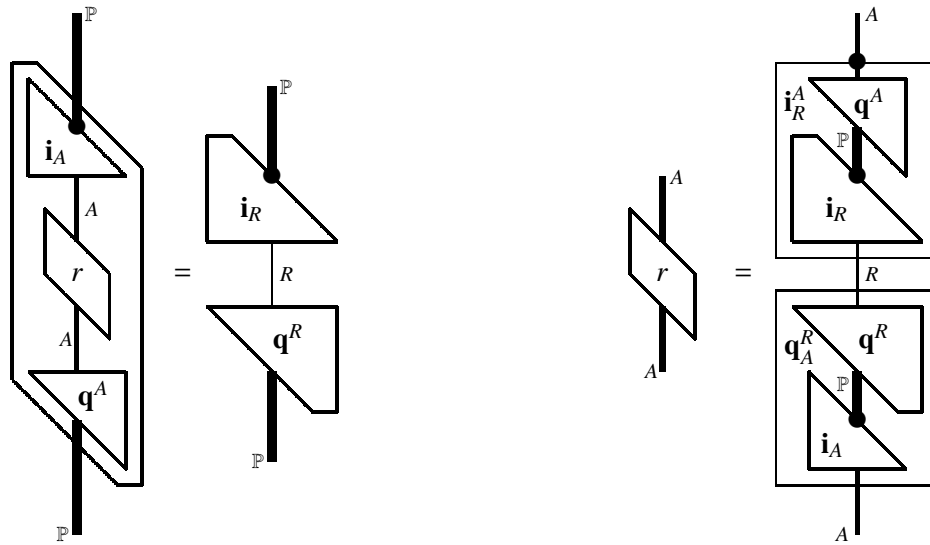


Figure 2.8: Splitting an idempotent in a computer

Upshot. Fig. 2.7 shows how the program evaluator of type A induces an idempotent ρ_A that filters the elements of type A . Fig. 2.8 shows how any idempotent $r : A \rightarrow A$ induces a type R as its splitting. Types induce idempotents and the idempotents induce types. This is a foundational view of typing going back to [147]. When confusion is unlikely, viewing type statements as program evaluations (2.9–2.10) provides an intuitive view of type checking. When a computer is given with just a few native types, or even none, then we can use (2.9) to define checkable types. We begin from the simplest one: the booleans.

Remark. If a type universe contains two different languages, \mathbb{P}_0 and \mathbb{P}_1 , instantiating (2.7) to each of them displays them as each other's retracts. In other words, each of them can be encoded as a subset of expressions of the other one. In general, when two sets are embedded into each other, the Cantor-Bernstein construction provides a bijection between them [71, 151]. There is thus a one-to-one correspondence between the sets of expressions in any two programming languages. But the correspondence is neither computable nor computationally meaningful. It is not computable because the general Cantor-Bernstein constructions involves operations that are not computable and implies Boolean logic [53]. It is not computationally meaningful because it does not preserve the meaning of programs. However, there

is a computable and computationally meaningful isomorphism that will be spelled out in Ch. 8.

2.4 Logic and equality

2.4.1 Truth values and branching

If we take a program \top for the first projection to play the role of the truth value "true", and a program \perp for the second projection to play the role of the truth value "false",

$$(2.13)$$

then setting $ifte = \{\}$ gives the branching operation:

$$ifte(b, x, y) = \{b\}(x, y) = \begin{cases} x & \text{if } b = \top \\ y & \text{if } b = \perp \end{cases} \quad (2.14)$$

The expression $ifte(b, x, y)$ is meant to be read "if b then x else y ".

2.4.2 Program equality

While deciding whether two computations output equal results may need to wait for the computations to produce the outputs, deciding whether two programs are equal or not is in principle easy. To be able to use such decisions in computations, we are given a decidable predicate $(\stackrel{?}{=}) : \mathbb{P} \times \mathbb{P} \longrightarrow \bullet \mathbb{P}$ which captures the program equality internally:

$$(p \stackrel{?}{=} q) = \begin{cases} \top & \text{if } p = q \\ \perp & \text{otherwise} \end{cases} \quad (2.15)$$

2.4.3 The type of booleans

Since the equality $(\stackrel{?}{=})$ is total, the test $(x \stackrel{?}{=} \top)$ returns \top if $x = \top$ and \perp otherwise. The cartesian function

$$\begin{aligned} \rho : \mathbb{P} &\longrightarrow \bullet \mathbb{P} \\ x &\mapsto ifte(x \stackrel{?}{=} \top, \top, \perp) \end{aligned} \quad (2.16)$$

displayed in Fig. 2.9, is clearly idempotent, as it maps \top to \top and all other programs to \perp . The type \mathbb{B} arises by splitting this idempotent. It filters the programs \top and \perp and fixes the type $\mathbb{B} = \{\top, \perp\}$. More precisely, the elements of this type are $C^\bullet(I, \mathbb{B}) = \{\top, \perp\}$.

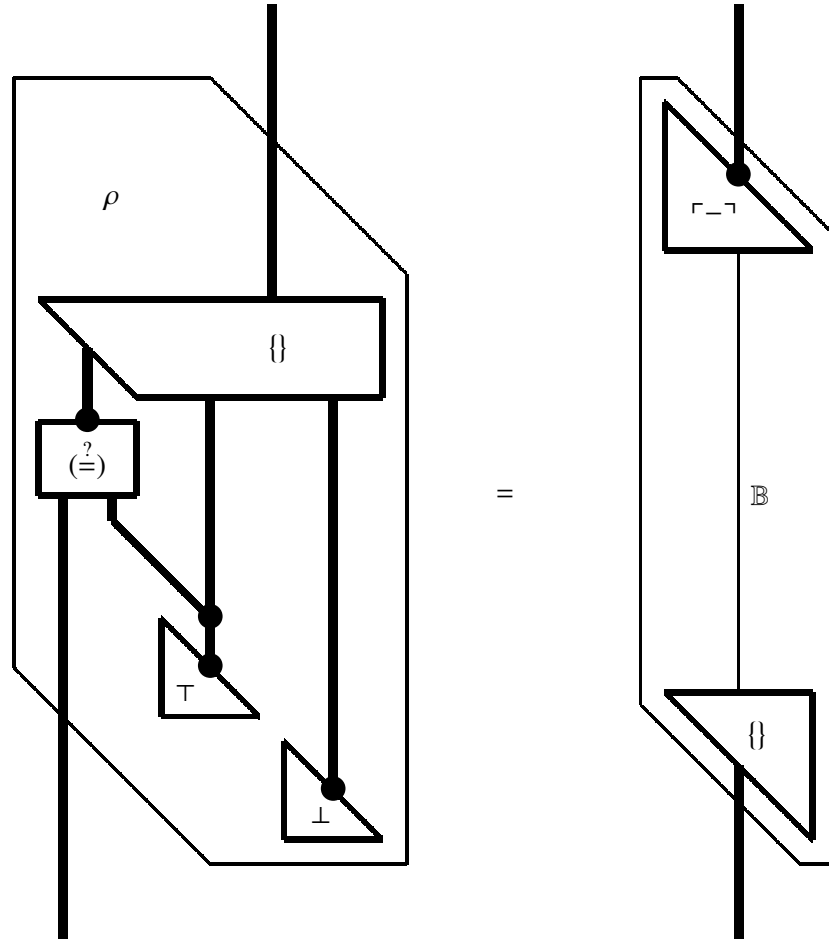


Figure 2.9: The type $\mathbb{B} = \{\perp, \top\}$ splits the idempotent ρ

2.4.4 Propositional connectives

In any computer, the native truth values \top, \perp and the *ifte*-branching yield native propositional connectives. One way to define them is displayed in Fig. 2.10. The negation $\neg q$ can be reduced to the implication $q \Rightarrow \perp$.

2.4.5 Predicates and decidability

Predicates are single-valued. A predicate is a *single-valued* function of in the form $q: X \rightarrow \mathbb{B}$. It thus assigns a unique truth value $q(x): \mathbb{B}$ to each $x: X$.

The single-valuedness requirement prevents that $q(x)$ may be true today and false tomorrow. Formally, this requirement is expressed by the equation $(q \times q) \circ \Delta_X = \Delta_{\mathbb{B}} \circ q$ discussed in Sec. 1.4. For a computation q , the equation says that running q twice on the same input gives two copies of the same output. This justifies thinking of a predicate as asserting a property.

Assertion notation. The equation $q(x) = \top$ is often abbreviated to the *assertion* $q(x)$ that x has a

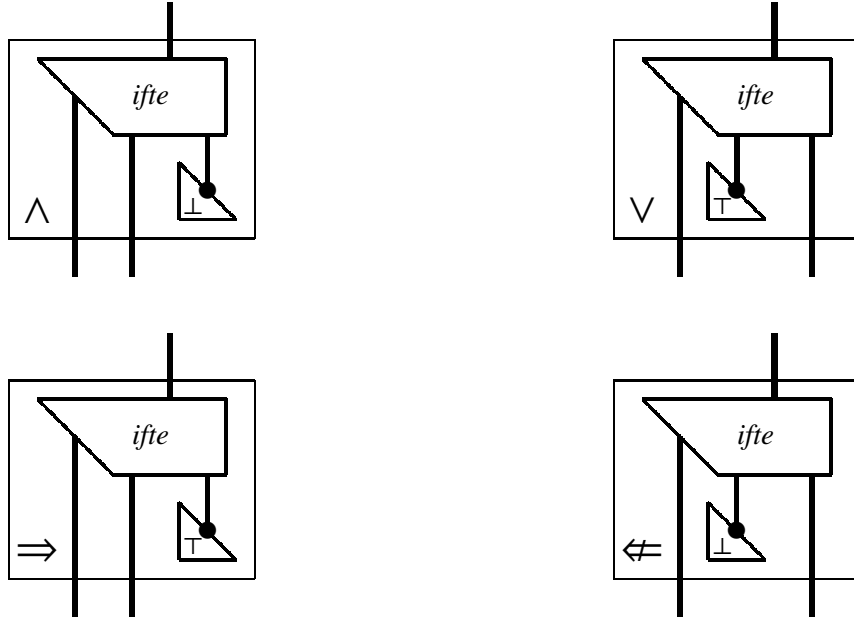


Figure 2.10: The $\text{ifte} = \{\}$ induces the propositional connectives

property q . The equation $q(x) = \perp$ is abbreviated to $\neg q(x)$.

Predicates may not be total. Computations are branched using computable predicates q , e.g. in $\text{ifte}(q(x), f(x), g(x))$. If $q(x)$ diverges, $\text{ifte}(q(x), f(x), g(x))$ will also diverge and the branching will remain undecided.

Decidable predicates. A predicate q is *decidable* if it is total, i.e. if it converges and outputs $q(x) = \top$ or $q(x) = \perp$ for all $x : X$. Formally, this is assured by the equation $\uparrow_{\mathbb{B}} \circ q = \uparrow_X$, discussed in Sec. 1.4. In the sense of that section, the decidable predicates over X are precisely the cartesian function $X \longrightarrow \bullet \mathbb{B}$.

Halting notation $q(x) \downarrow$ abbreviates the equation $\uparrow_{\mathbb{B}} \circ q \circ x = \uparrow_I$ for any cartesian $x : I \longrightarrow \bullet X$.

2.5 Monoidal computer

2.5.1 Definition

A *monoidal computer* is a (symmetric, strict) monoidal category C with

- a) a data service $A \times A \xrightarrow{\Delta} A \xrightarrow{\uparrow} I$ on every type A , as described in Sec. 1.2,
- b) a distinguished type \mathbb{P} of *programs* with a decidable equality predicate $(\stackrel{?}{=}) : \mathbb{P} \times \mathbb{P} \longrightarrow \bullet \mathbb{B}$, and
- c) a *program evaluator* $\{\} : \mathbb{P} \times A \longrightarrow B$ for all types A, B , as in (2.2).

2.5.2 Examples

Programming languages. As mentioned in Sec. ??, the interpreters of programming languages provide examples of program evaluators. In most cases, the type universe of the programming language is an example of a monoidal computer. The objects of a monoidal computer $C_{\mathbb{P}}$ are thus the types are checkable as the idempotent functions that are \mathbb{P} -programmable. The morphisms of $C_{\mathbb{P}}$ are all \mathbb{P} -programmable functions, partitioned into hom-sets. The details are worked out in Sec. ?. Any Turing-complete programming language \mathbb{P} thus induces a monoidal computer. See Sec. 4.6 for more about Turing completeness. While $C_{\mathbb{P}}$'s program evaluators correspond to \mathbb{P} 's interpreters, $C_{\mathbb{P}}$'s partial evaluators correspond to its specializers [82]. \mathbb{P} 's Turing-completeness implies that its interpreters and specializers can be programmed in \mathbb{P} itself. Sec. 4.6 and [127, 130] contain more details and references. The other way around, the morphisms of any monoidal computer $C_{\mathbb{P}}$ are \mathbb{P} -programmable, in the sense of Sec. 2.2.1, which makes \mathbb{P} into an abstract programming language.

Models of computation. Note that each of the standard models of computation, the Turing machines, partial recursive functions, etc., can be viewed as programming languages, and subsumed under the examples above. E.g., any Turing machine can be viewed as a program, with a universal Turing machine as a program evaluator. With suitably formalized execution schemas and a concept of types, any of the models can be used as a programming language [147] and expanded into a monoidal computer.

2.5.3 Program evaluation as a natural operation

In the presence of the structures from (a–b), the program evaluator condition (c) can be equivalently stated as the following natural form of the "running" surjection from Fig. 3.

c') an X -natural family of surjections $C(X \times A, B) \xleftarrow{\text{run}_X^{AB}} C^\bullet(X, \mathbb{P})$ for each pair of types A, B .

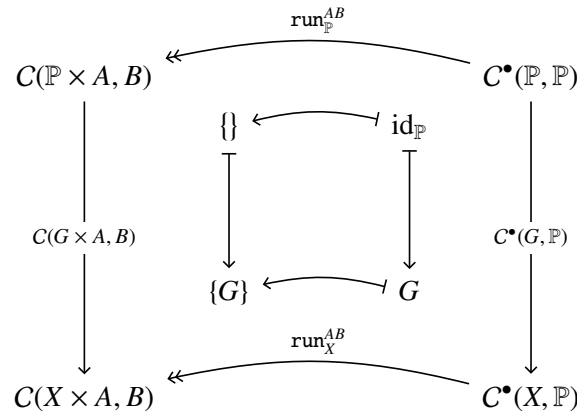


Figure 2.11: Any program evaluator $\{\}$ induces the X -indexed family run_X^{AB} .

Towards a proof of $(c \Rightarrow c')$, note that any program evaluator $\{\} : \mathbb{P} \times A \rightarrow B$ induces an X -natural family run^{AB} making the diagram in Fig. 2.11 commute, whose components are

$$\text{run}_X^{AB}(G) = \{G\} \quad (2.17)$$

The naturality requirement in Fig. 2.12 means that every $s \in C^\bullet(Y, X)$ and every $G \in C^\bullet(X, \mathbb{P})$ should

$$\begin{array}{ccc}
 & \xleftarrow{\text{run}_X^{AB}} & \\
 C(X \times A, B) & & C^\bullet(X, \mathbb{P}) \\
 \downarrow C(s \times A, B) & & \downarrow C^\bullet(s, \mathbb{P}) \\
 C(Y \times A, B) & \xleftarrow{\text{run}_Y^{AB}} & C^\bullet(Y, \mathbb{P})
 \end{array}$$

Figure 2.12: The naturality requirement for run^{AB} .

satisfy $\text{run}_X^{AB}(G) \circ s = \text{run}_Y^{AB}(G \circ s)$. Definition (2.17) reduces this requirement to $\{G\}_X \circ s = \{G \circ s\}_Y$, which is tacitly imposed by the string diagrammatic formulation of (2.2), and validated by precomposing both of its sides with $s : Y \longrightarrow X$. Condition (2.3) says that all run_X^{AB} are surjective, as required. The other way around, to prove $(\mathbf{c}' \Rightarrow \mathbf{c})$, define

$$\{\} = \text{run}_{\mathbb{P}}^{AB}(\text{id}) \quad (2.18)$$

and note that now the surjectiveness of $\text{run}_{\mathbb{P}}^{AB}$ gives (2.3).

2.6 Workout

2.7 Story

3 Fixpoints

3.1	Computable functions have fixpoints	32
3.2	Divergent, partial, monoidal computations	32
3.3	The Fundamental Theorem of Computation	35
3.3.1	Example: Polymorphic quine	36
3.3.2	Example: Polymorphic virus	37
3.4	Υ -combinators and their classifiers	38
3.4.1	Υ -combinator constructions	38
3.4.2	Υ -combinator classifiers	40
3.5	Software systems as systems of equations	41
3.5.1	Smullyan fixpoints	41
3.5.2	Systems of program equations	42
3.6	Workout	43
3.7	Story	43

3.1 Computable functions have fixpoints

The basic idea of the universal evaluators presented in the preceding chapter is that **a function is computable when it is programmable**. A function $f : A \longrightarrow B$ is programmable when there is a program $F : \mathbb{P}$ such that for all $y : A$

$$f(y) = \{F\}y \quad (3.1)$$

In this chapter we draw the main consequences of programmability. In the next chapter we will use it as a tool for programming.

The first consequence of programmability is that any computable endofunction in the form $e : A \longrightarrow A$ must have a fixpoint a

$$e(y) = \{E\}y \implies \exists a. e(a) = a \quad (3.2)$$

The second consequence is the pivot point to move the world of computation. It says that for any computable function in the form $g : \mathbb{P} \times A \longrightarrow B$ there is a program $\Gamma : \mathbb{P}$ such that

$$g(p, y) = \{G\}(p, y) \implies \exists \Gamma. g(\Gamma, y) = \{\Gamma\}y \quad (3.3)$$

This was proved in Kleene's note [90] under the name *Second Recursion Theorem*. But the use of recursion is inessential for it [162]. On the other hand, it turned out to be one of the most fundamental theorems of computability theory [111]. We call it the Fundamental Theorem of Computation. It is proved in Sec. 3.3.

3.2 Divergent, partial, monoidal computations

Every computable endofunction $e : A \longrightarrow A$ has a fixpoint $\hat{x}_e : A$, with $e(\hat{x}_e) = \hat{x}_e$. A fixpoint construction is constructed in Fig. 3.1. We precompose e with the program self-evaluation $\{x\}x$, and

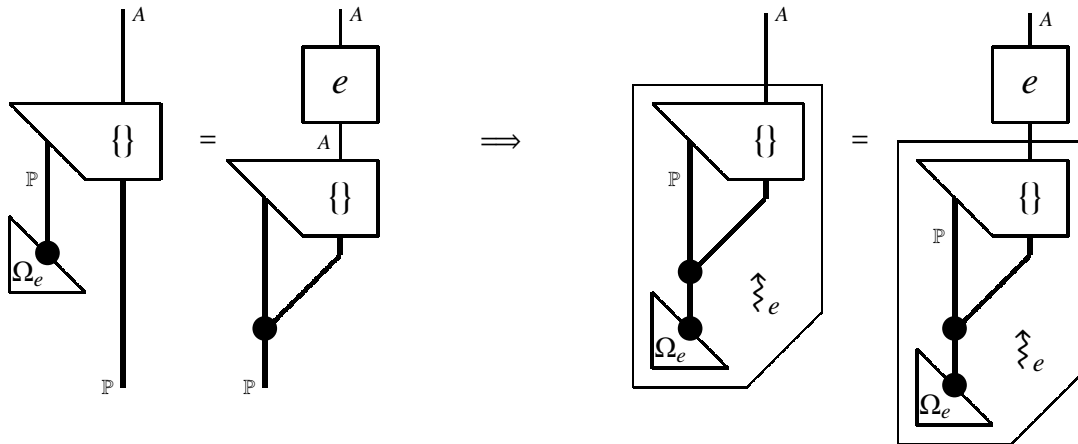


Figure 3.1: If $\{\Omega_e\}(x) = e(\{x\}x)$, then $\hat{x}_e = \{\Omega_e\}(\Omega_e)$ satisfies $e(\hat{x}_e) = e(\{\Omega_e\}(\Omega_e))$

define Ω_e to be a program satisfying

$$\{\Omega_e\} x = e(\{x\} x) \quad (3.4)$$

as displayed in Fig. 3.1 on the left. A program Ω_e for $e(\{x\} x)$ must exist by the assumption that the program evaluator is universal. Setting x in (3.4) to be Ω_e yields

$$\{\Omega_e\} \Omega_e = e(\{\Omega_e\} \Omega_e) \quad (3.5)$$

Defining $\hat{\xi}_e = \{\Omega_e\} \Omega_e$ yields a fixpoint of e , as displayed in Fig. 3.1 on the right. Note that an overly eager program evaluator may keep evaluating a fixpoint forever:

$$\hat{\xi}_e = \{\Omega_e\} (\Omega_e) = e \{\Omega_e\} (\Omega_e) = ee \{\Omega_e\} (\Omega_e) = eee \{\Omega_e\} (\Omega_e) = \dots \quad (3.6)$$

A divergent truth value. The datatype \mathbb{B} of the boolean truth values was defined in Sec. 2.4.3. By definition, it contains precisely two cartesian elements $\top, \perp \in C^\bullet(I, \mathbb{B})$. The operation of negation $\neg: \mathbb{B} \rightarrow \mathbb{B}$ defined in Sec. 2.4.4 satisfies $\neg\perp = \top$ and $\neg\top = \perp$. On the other hand, applying the above fixpoint construction to the negation yields an element $\hat{\xi}_\neg: \mathbb{B}$ such that

$$\neg\hat{\xi}_\neg = \hat{\xi}_\neg$$

Since $\neg\top = \perp$ and $\neg\perp = \top$, it follows that $\top \neq \hat{\xi}_\neg \neq \perp$ (unless $\top = \perp$ and by ??a, the whole universe collapses to a point). Since \top and \perp are by the definition in Sec. 2.4.3 the only cartesian elements of \mathbb{B} , the element $\hat{\xi}_\neg: \mathbb{B}$ cannot be cartesian. In summary, we have

$$C^\bullet(I, \mathbb{B}) = \{\top, \perp\} \quad C(I, \mathbb{B}) \supseteq \{\top, \perp, \hat{\xi}_\neg, \dots\} \quad (3.7)$$

A computer C always contains divergent computations, and is strictly monoidal, larger than its cartesian core C^\bullet , or else it collapses to a point.

Divergent and partial elements. In general, an element $a: A$, i.e. a function $a: I \rightarrow A$, is total if $\left(I \xrightarrow{a} A \xrightarrow{\mathbf{i}} \bullet I\right) = \text{id}_I$. This is an instance of the left-hand requirement of (1.4). An element $a: A$ is called *partial* if

$$\left(I \xrightarrow{a} A \xrightarrow{\mathbf{i}} \bullet I\right) \neq \text{id}_I \quad (3.8)$$

It was noted in Sec. 1.4 that \mathbf{i}_A is the only inhabitant of the hom-set $C^\bullet(A, I)$, for any type A . In particular, $\mathbf{i}_I = ()$ is only inhabitant of $C^\bullet(I, I)$. But the identity must be there as well, so $\text{id}_I = \mathbf{i}_I = ()$. On the other hand, $\mathbf{i}_I = \left(I \xrightarrow{\hat{\xi}_\neg} \mathbb{B} \xrightarrow{\mathbf{i}} \bullet I\right) \neq \text{id}_I$ gives

$$C^\bullet(I, I) = \{\mathbf{i}_I\} \quad C(I, I) \supseteq \{\mathbf{i}_I, \mathbf{i}_I, \dots\} \quad (3.9)$$

and $\mathbf{i}_A = \left(A \xrightarrow{\mathbf{i}_A} \bullet I \xrightarrow{\mathbf{i}_I} I\right)$ moreover gives

$$C^\bullet(A, I) = \{\mathbf{i}_A\} \quad C(A, I) \supseteq \{\mathbf{i}_A, \mathbf{i}_A, \dots\} \quad (3.10)$$

This leaves us with some interesting string diagrams. Since the identity function of type A is conve-

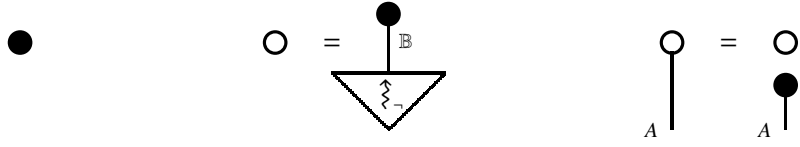


Figure 3.2: Some string diagrams with few strings: \mathfrak{p}_I and \mathfrak{q}_I have none.

niently represented as the invisible box on the string A , and the identity type I is conveniently represented as the invisible string, id_I is very invisible. When it needs to be seen $\text{id}_I = \mathfrak{p}_I$ helps. Since each \mathfrak{p}_A is a black bead on top of a string, \mathfrak{p}_I is a lonely black bead on top of an invisible string, in Fig. 3.2 on the left. The partial element $\mathfrak{q}_I = \mathfrak{p}_B \circ \mathfrak{z}_-$ is then conveniently represented as a lonely white bead on top of an invisible string, in the middle Fig. 3.2. Lastly, the partial element $\mathfrak{q}_A = \mathfrak{q}_I \circ \mathfrak{p}_A$ is represented as a white bead on top of the string A in Fig. 3.2 on the right.

A divergent program. The main tool for constructing the fixpoints above is the self-evaluator $\{x\}x$. Instantiating (3.4) to $e(x) = \{x\}x$ leads to $e(\{x\}x) = \{\{x\}x\}(\{x\}x)$. Setting $\{\Omega\}x = \{\{x\}x\}(\{x\}x)$, the

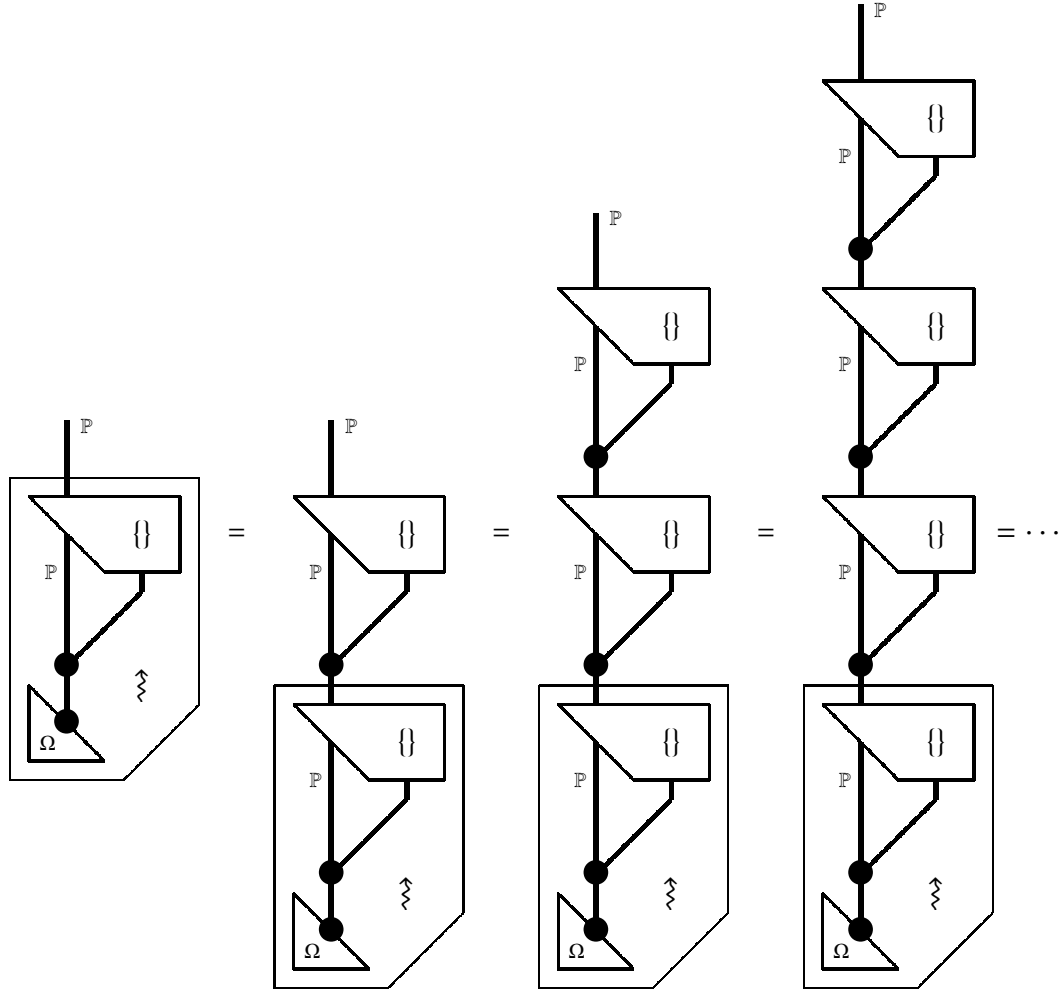


Figure 3.3: If $\{\Omega\}x = \{\{x\}x\}(\{x\}x)$, then $\mathfrak{z} = \{\Omega\}\Omega$ gives $\{\mathfrak{z}\}\mathfrak{z} = \{\{\mathfrak{z}\}\mathfrak{z}\}(\{\mathfrak{z}\}\mathfrak{z})$

evaluation process in (3.6) becomes

$$\hat{\Omega} = \{\Omega\} \Omega = \{\{\Omega\} \Omega\} (\{\Omega\} \Omega) = \{\{\{\Omega\} \Omega\} (\{\Omega\} \Omega)\} (\{\Omega\} \Omega) (\{\Omega\} \Omega) = \dots \quad (3.11)$$

If the programs are evaluated bottom-up, i.e. if every input must be evaluated before it is passed to a computation above it, then the computation in Fig. 3.3 goes on forever, as do those in Fig. 3.1. Such computations *diverge*. Can we refine the evaluation strategies to recognize and avoid the divergences? This idea led Alan Turing to the *Halting Problem*, that will be discussed in Sec. 5.3.

Computations are monoidal. The upshot of this section is that the fixpoints make computable functions and computable types inexorably partial. E.g., in addition to the truth values \top and \perp , the type \mathbb{B} must contain a partial element $\hat{\Omega}$ as a fixpoint of the negation \neg . In mathematics, universes where programs and computations are not a central concern are usually introduced as universes of cartesian functions, with a unique output on each input. Partial functions, multi-valued functions, randomized functions, etc., are then captured using additional structures [33, 120, 110]. In universes where programs and computations are a central concern, partial functions are the first class citizens, and cartesianness arises as a special property. Computable functions are generally just monoidal and not cartesian in the sense that they satisfy just the monoidal laws from Sec. 1.3 but not the cartesian laws from Sec. 1.4. A monoidal computer where all computations are total and single-valued and $C = C^\bullet$, then we are looking at a model where all intensional aspects of computation have been projected away, and the programs for a given function are indistinguishable.

3.3 The Fundamental Theorem of Computation

Kleene fixpoints. A Kleene fixpoint of a computation $g: \mathbb{P} \times A \longrightarrow B$ is a program Γ that encodes g evaluated on Γ , as displayed in Fig. 3.4.

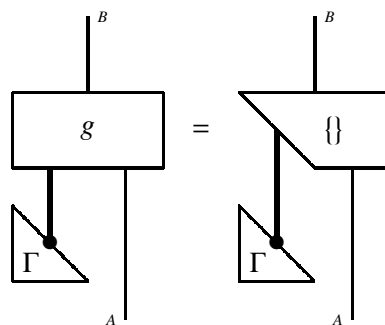


Figure 3.4: A Kleene fixpoint $\Gamma: \mathbb{P}$ of g is a program such that $g(\Gamma, y) = \{\Gamma\} y$

Theorem. Every computation that takes a program as an input, has a Kleene fixpoint for that input.

Construction. Towards a Kleene fixpoint of any given function $g(p, a)$, where p should be a program, substitute for p a computation $[x] x$, evaluating programs on themselves, like in Fig. 3.5. Call a program for the composite G . Then a Kleene fixpoint Γ of g can be defined to be a partial evaluation of G on itself, as displayed in Fig. 3.6. Fig. 3.6 proves that $\Gamma = [G] G$ is a fixpoint of g because

$$g(\Gamma, y) = g([G] G, y) = \{G\} (G, y) = \{[G] G\} y = \{\Gamma\} y$$

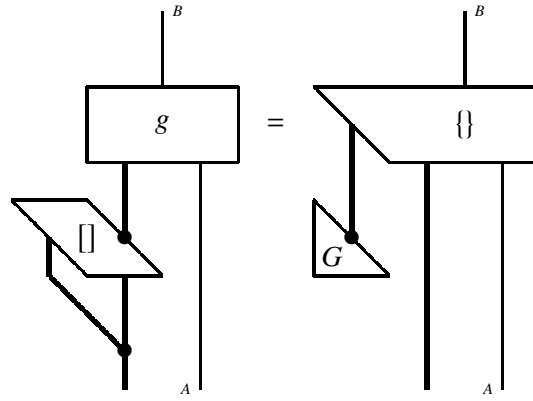


Figure 3.5: G is a program for $g([x]x, y) = \{G\}(x, y)$

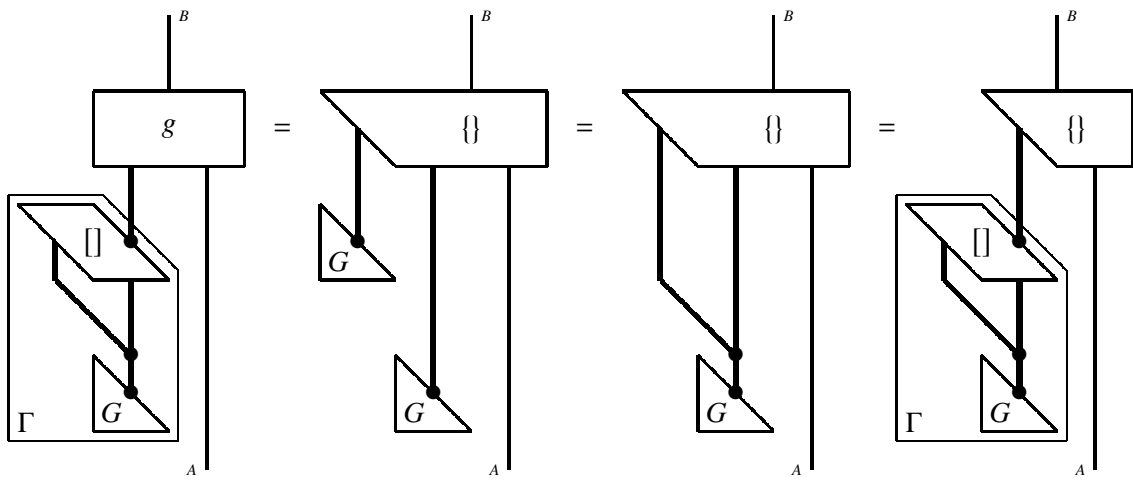


Figure 3.6: A Kleene fixpoint Γ of a computable function g .

□

The program transformer version of the Theorem. A *program transformer* is a cartesian function $\gamma : \mathbb{P} \longrightarrow \mathbb{P}$ that transforms programs. The Fundamental Theorem of Computation is equivalent to the statement that every program transformer has a fixpoint, a program Γ that does the same as its transform, as displayed in Fig.3.7. A transformer fixpoint can be constructed as a Kleene fixpoint of $g(p, x) = \{\gamma p\}x$, by applying the Fundamental Theorem. The other way around, for any computable function $g : \mathbb{P} \times A \longrightarrow B$, (2.2) gives a \mathbb{P} -indexed program $G : \mathbb{P} \longrightarrow \mathbb{P}$ such that $g(p, a) = \{G_p\}a$. As a cartesian function, any \mathbb{P} -indexed program can also be viewed as a program transformer. By assumption, it has a fixpoint Γ with $\{\Gamma\}a = \{G_\Gamma\}a = g(\Gamma, a)$. So Γ is a Kleene fixpoint of g .

3.3.1 Example: Polymorphic quine

A *quine* is a program Q that, when executed, outputs its own text:

$$\{Q\}x = Q$$

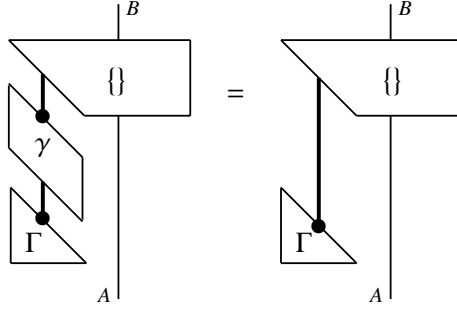
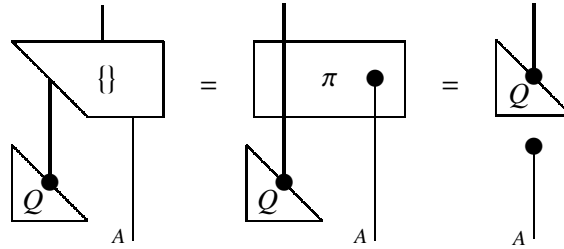


Figure 3.7: Any program transformer γ has a fixpoint $\Gamma : \mathbb{P}$ such that $\{\gamma\Gamma\} = \{\Gamma\}$

A simple program that outputs a text Q is usually in the form “`print 'Q'`”. But that program is obviously longer than Q and does not output all of its text. A quine cannot contain its own text as a quote, but has to somehow compress a version of itself, and decompress it at the output. The entries in the annual quine competitions mostly use peculiarities of particular programming languages to achieve this. The Fundamental Theorem of Computation allows constructing *polymorphic* quines, that can be constructed in all programming languages. The Fundamental Theorem provides a *polymorphic* quine construction, implementable in any programming language¹ A quine can obtained as a Kleene fixpoint Q of the projection $\pi_{\mathbb{P}} : \mathbb{P} \times A \rightarrow \mathbb{P}$, where $\pi_{\mathbb{P}}(x, y) = x$, so that

$$\{Q\}y = \pi_{\mathbb{P}}(Q, y) = Q$$



Unfolding Fig. 3.6 for $g = \pi_{\mathbb{P}}$ shows that Q is the partial evaluation $[\Pi]\Pi$, where Π is a program for $\pi_{\mathbb{P}}([x] x, y)$. The function $\{Q\}y = \{[\Pi]\Pi\}y = \{\Pi\}(\Pi, y)$ thus deletes y and partially evaluates Π on itself. The program Q thus only contains Π . Running Q outputs Q as the partial evaluation of Π on Π .

3.3.2 Example: Polymorphic virus

A *virus* is a program V that performs some arbitrary computation $f : A \rightarrow B$ and moreover outputs copies of itself:

$$\{V\}x = \langle V, V, f(x) \rangle$$

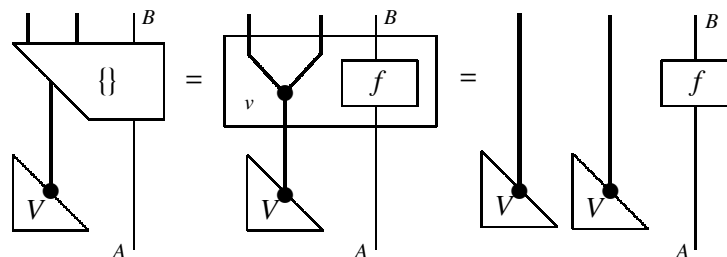
The Fundamental Theorem of Computation yields again. Apply the Fundamental Theorem to

$$v(p, x) = \langle p, p, f(x) \rangle$$

¹It is assumed that all programming languages are Turing complete, in the sense of Sec. 4.6. The languages that are not Turing complete do not allow computing all computable functions.

The Kleene fixpoint is then a virus V :

$$\{V\}x = v(V, x) = \langle V, V, f(x) \rangle$$



Explain how V produces the two copies of itself without storing a copy of itself anywhere.

3.4 Υ -combinators and their classifiers

The Fundamental Theorem of Computation constructs a Kleene fixpoint of computable functions. But since computable functions are programmable, the Fundamental Theorem can be implemented as a computable program transformer, that inputs programs and outputs Kleene fixpoints of the computations that they implement. The programs that implement such program transformers are called the Υ -combinators. They are constructed as Kleene fixpoints of suitable computable functions. There are many different ways to construct them. Interestingly, there are also programs that recognize all possible Υ -combinators. They are called the Υ -combinator classifiers. And yes, they are also constructed as Kleene fixpoints.

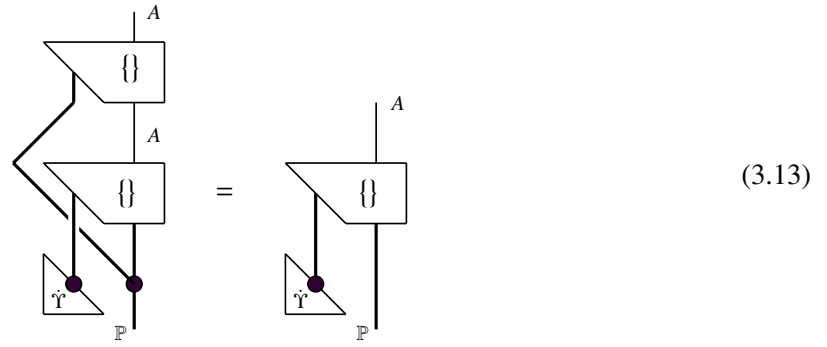
The circuitous constructions of the various fixpoint constructions continue to sound complicated, and there is a sense in which they are complex when presented sequentially. But their diagrammatic programs tend to be simple and insightful.

3.4.1 Υ -combinator constructions

Υ -combinator for fixpoints is a program Υ for a function $\dot{v} : \mathbb{P} \rightarrow A$ that inputs programs for functions $A \rightarrow A$ and outputs their fixpoints $\dot{v}(p) : A$, as in Sec. 3.2. The equation

$$\{p\}(\dot{v}(p)) = \dot{v}(p) \quad (3.12)$$

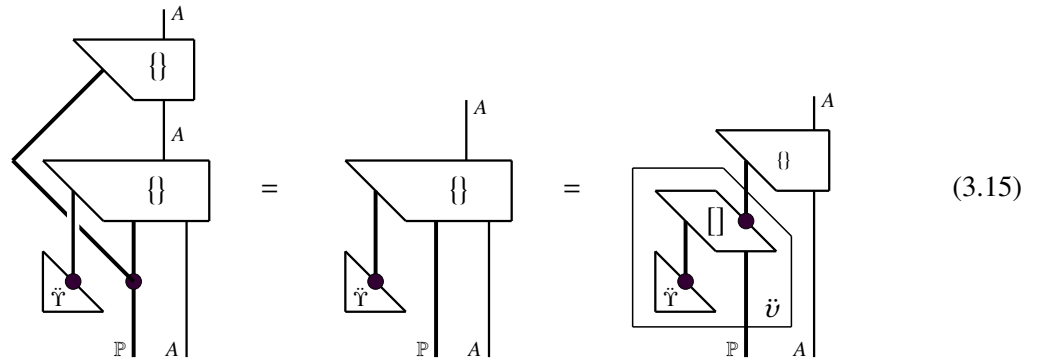
thus holds for all $p : \mathbb{P}$. The $\dot{\Upsilon}$ -combinator is constructed as the Kleene fixpoint in



Υ -combinator for fixed computations is a program $\ddot{\Upsilon}$ for a program transformer $\ddot{v} : \mathbb{P} \longrightarrow \bullet \mathbb{P}$ that inputs programs for functions $A \longrightarrow A$ and outputs programs for some fixed functions $A \longrightarrow A$. More precisely, for every $p : \mathbb{P}$, the program $\ddot{v}(p) : \mathbb{P}$ satisfies

$$\{p\} \circ \{\ddot{v}(p)\} = \{\ddot{v}(p)\} \quad (3.14)$$

The $\ddot{\Upsilon}$ -combinator is obtained by applying the Fundamental Theorem again.

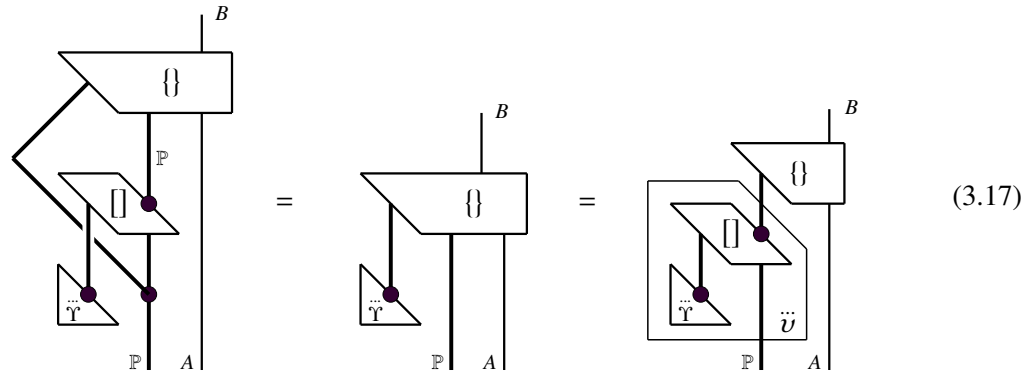


Υ -combinator for Kleene fixpoints is a program $\ddot{\Upsilon}$ for a program transformer $\ddot{v} : \mathbb{P} \longrightarrow \bullet \mathbb{P}$ which inputs programs and outputs their Kleene fixpoints as in Sec. 3.3, i.e. satisfies

$$\{p\}(\ddot{v}(p), x) = \{\ddot{v}(p)\}(x) \quad (3.16)$$

for all $p : \mathbb{P}$ and $x : A$. Here is a Kleene fixpoint construction of a program for a uniform Kleene fixpoint

constructor:



3.4.2 Υ -combinator classifiers

For any pair of types A, B there are program transformers $\dot{\psi}, \ddot{\psi}, \ddot{\ddot{\psi}} : \mathbb{P} \longrightarrow \bullet \mathbb{P}$ whose fixed points are exactly the corresponding fixpoint operators, i.e. for every $y \in \mathbb{P}$ the following equivalences hold

$$\begin{array}{ccc}
 \{\dot{\psi}(y)\} = \{y\} & \{\ddot{\psi}(y)\} = \{y\} & \{\ddot{\ddot{\psi}}(y)\} = \{y\} \\
 \Updownarrow & \Updownarrow & \Updownarrow \\
 \forall p. \{p\}(\{y\} p) = \{y\} p & \forall p. \{p\} \circ \{y\} p = \{y\} p & \forall p. \{p\}(\{y\} p, x) = \{y\} p(x)
 \end{array} \quad (3.18)$$

Classifier of Υ -combinators for fixpoints. Consider the equivalence in (3.18) on the left. The right-hand sides of the two equivalent equations become equal if both sides of the first equation are applied to the argument p . The equivalence will then hold if and only if the left-hand sides of the equations are equal. It is thus required that $\dot{\psi} : \mathbb{P} \longrightarrow \bullet \mathbb{P}$ satisfies

$$\{\dot{\psi}(y)\} p = \{p\}(\{y\} p) \quad (3.19)$$

This will hold if $\dot{\psi}(y) = [\Psi]y$ where Ψ is a program for

$$\{\Psi\}(y, p) = \{p\}(\{y\} p) \quad (3.20)$$

Note that the Υ -combinator was defined in (3.13) as a Kleene fixpoint in y of the function in (3.20).

Classifier of Υ -combinators for fixed functions. To realize the equivalence in the middle of (3.18), we apply both sides of the first equation to p again, and run the output as a program on x . If we run both sides of the second equation in the middle of (3.18) on x as well, then the right-hand sides of the two equivalent equations become identical again. For the equivalence to hold, it is now necessary and sufficient that $\ddot{\psi} : \mathbb{P} \longrightarrow \bullet \mathbb{P}$ satisfies

$$\{\{\ddot{\psi}(y)\}p\}(x) = \{p\} \circ \{y\} p(x) \quad (3.21)$$

To specify $\check{\Psi}$, this time we need the programs $\check{\Psi}_0$ and $\check{\Psi}_1$ which implement the functions on the right in

$$\{\check{\Psi}_0\}(y, p, x) = \{p\} \circ \{y\} p(x) \quad (3.22)$$

$$\{\check{\Psi}_1\}(y, p) = [\check{\Psi}_0](y, p) \quad (3.23)$$

to define $\check{\Psi}(y) = [\check{\Psi}_1]y$. The $\check{\Upsilon}$ -combinator was defined in (3.15) as a Kleene fixpoint in y of the function in (3.22).

Classifier of Υ -combinators for Kleene fixpoints. Towards the equivalence in (3.18) on the right, proceeding as above we find that it is necessary and sufficient that $\check{\check{\Psi}} : \mathbb{P} \longrightarrow \bullet \mathbb{P}$ satisfies

$$\{\{\check{\check{\Psi}}(y)\}p\}(x) = \{p\}(\{y\} p, x) \quad (3.24)$$

We define $\check{\check{\Psi}}_0, \check{\check{\Psi}}_1 : \mathbb{P}$ by

$$\{\check{\check{\Psi}}_0\}(y, p, x) = \{p\}(\{y\} p, x) \quad (3.25)$$

$$\{\check{\check{\Psi}}_1\}(y, p) = [\check{\check{\Psi}}_0](y, p) \quad (3.26)$$

and set $\check{\check{\Psi}}(y) = [\check{\check{\Psi}}_1]y$. The $\check{\check{\Upsilon}}$ -combinator was defined in (3.17) as a Kleene fixpoint in y of the function in (3.25).

3.5 Software systems as systems of equations

A software system is a family of programs that work together. Since programs in practice usually work together, most programs belong in some software systems, and most programmers work as software developers. Keeping the programs in a software system together also requires a lot of *metaprogramming*, of programs that compute programs. We get to metaprogramming and software engineering in Ch. 6. But mutual dependencies of programs that work together arise already on the level of fixpoints. The task of finding joint fixpoints of functions arises in all engineering disciplines, and has been one of the central themes of mathematics. It is usually presented as the task of solving systems of equations. Here we sketch a basic method for solving systems of computable equations that can be used to specify some joint requirements from systems of programs. The upshot is that any family of computations can be bundled together into a software system: there is always a family of programs that code them together. The idea and the main theoretical developments go back to Raymond Smullyan [155, Ch. IX]. The brief diagrammatic treatment and the simplicity of applications conceal the significant obstacles that had to be surmounted.

3.5.1 Smullyan fixpoints

For any pair of computations

$$g : \mathbb{P} \times \mathbb{P} \times A \longrightarrow B \quad \text{and} \quad h : \mathbb{P} \times \mathbb{P} \times C \longrightarrow D$$

there is a pair of programs $G, H : \mathbb{P}$ such that

$$g(G, H, x) = \{G\}x \quad \text{and} \quad h(G, H, y) = \{H\}y$$

Constructing Smullyan fixpoints. Let \widehat{G} and \widehat{H} be the Kleene fixed points of the functions $\widehat{g} : \mathbb{P} \times \mathbb{P} \times A \rightarrow B$ and $\widehat{h} : \mathbb{P} \times \mathbb{P} \times C \rightarrow D$ defined

$$\widehat{g}(p, q, x) = g([p]q, [q]p, x) \quad (3.27)$$

$$\widehat{h}(q, p, y) = h([p]q, [q]p, y) \quad (3.28)$$

and define

$$G = [\widehat{G}] \widehat{H} \quad H = [\widehat{H}] \widehat{G}$$

The constructions now give

$$g(G, H, x) = g([\widehat{G}] \widehat{H}, [\widehat{H}] \widehat{G}, x) \stackrel{(3.27)}{=} \widehat{g}(\widehat{G}, \widehat{H}, x) = \{\widehat{G}\}(\widehat{H}, x) = \{[\widehat{G}] \widehat{H}\}x = \{G\}x \quad (3.29)$$

$$h(G, H, y) = h([\widehat{G}] \widehat{H}, [\widehat{H}] \widehat{G}, y) \stackrel{(3.28)}{=} \widehat{h}(\widehat{H}, \widehat{G}, y) = \{\widehat{H}\}(\widehat{G}, y) = \{[\widehat{H}] \widehat{G}\}y = \{H\}y \quad (3.30)$$

The concept behind this algebraic magic emerges from the pictures of the functions \widehat{g} and \widehat{h} , and of their

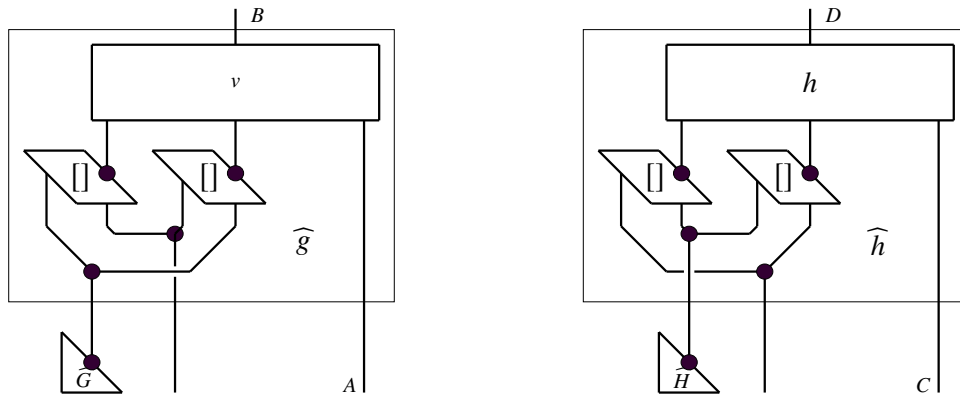


Figure 3.8: Definitions of \widehat{G} and \widehat{H} as Kleene fixpoints

fixpoints \widehat{G} and \widehat{H} in Fig. 3.8. The diagrammatic form of (3.29) in Fig. 3.9 shows how the construction follows the idea of the Fundamental Theorem, or more precisely of the construction of the Kleene fixpoint in Fig. 3.6.

3.5.2 Systems of program equations

For any n -tuple of computations

$$g_i : \mathbb{P}^n \times A_i \rightarrow B_i \quad \text{for } i = 1, 2, \dots, n$$

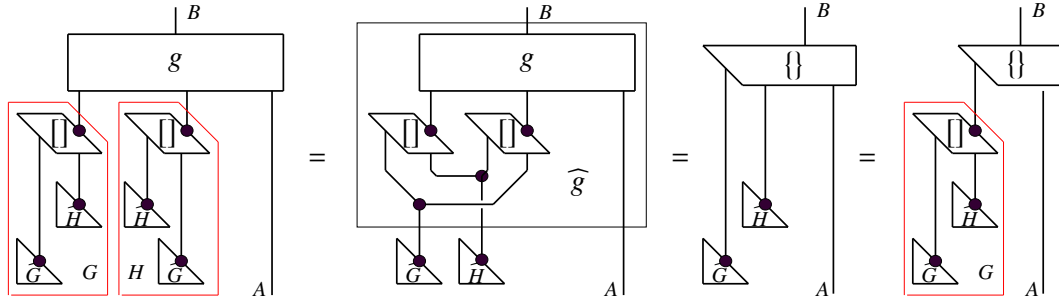


Figure 3.9: A geometric view of (3.29)

each depending on n programs, there are programs $G_1, G_2, \dots, G_n : \mathbb{P}$ that are fixed by the given computations, in the sense of the following equations:

$$\begin{aligned}
 g_1(G_1, G_2, \dots, G_n, x_1) &= \{G_1\} x_1 \\
 g_2(G_1, G_2, \dots, G_n, x_2) &= \{G_2\} x_2 \\
 &\vdots \\
 g_n(G_1, G_2, \dots, G_n, x_n) &= \{G_n\} x_n
 \end{aligned}$$

Solving systems of computable equations. Define $\widehat{g}_i : \mathbb{P}^n \times A_i \longrightarrow B_i$ by

$$\widehat{g}_i(p_1, p_2, \dots, p_n, x_i) = g_i([p_1] \vec{p}_{-1}, [p_2] \vec{p}_{-2}, \dots, [p_n] \vec{p}_{-n}, x_i)$$

where $\vec{p}_{-i} = (p_1, \dots, p_{i-1}, p_{i+1}, \dots, p_n)$. Furthermore set

$$G_i = [\widehat{G}_i](\widehat{G}_1, \dots, \widehat{G}_{i-1}, \widehat{G}_{i+1}, \dots, \widehat{G}_n)$$

The constructions now give

$$\begin{aligned}
 g_i(G_1, G_2, \dots, G_n, x_i) &= \widehat{g}_i(\widehat{G}_1, \widehat{G}_2, \dots, \widehat{G}_n, x_i) \\
 &= \{\widehat{G}_i\}(\widehat{G}_1, \dots, \widehat{G}_{i-1}, \widehat{G}_{i+1}, \dots, \widehat{G}_n, x_i) \\
 &= \{[\widehat{G}_i](\widehat{G}_1, \dots, \widehat{G}_{i-1}, \widehat{G}_{i+1}, \dots, \widehat{G}_n)\} x_i \\
 &= \{G_i\} x_i
 \end{aligned}$$

3.6 Workout

3.7 Story

4 What can be computed

4.1	Reverse programming	46
4.2	Numbers and sequences	46
4.2.1	Counting numbers	46
4.2.2	Numbers as sets	46
4.2.3	Numbers as programs	48
4.2.4	Type \mathbb{N} as an idempotent	49
4.2.5	Sequences	51
4.3	Counting down: Induction and recursion	51
4.3.1	Computing by counting	51
4.3.2	Induction	52
4.3.3	Reverse programming induction	53
4.3.4	Recursion	53
4.3.5	Running recursion	54
4.4	Counting up: Search and loops	58
4.4.1	Search	58
4.4.2	Loops	60
4.5	Workout	61
4.6	Story	61

4.1 Reverse programming

In the practice of computation, programmers are given a programming language, with a basic type system and some program schemas, and they are asked to build programs and run program evaluators. The theory of computation goes the other way around: it starts from program evaluators and builds a basic type system and program schemas. This is the idea of *reverse programming*. In the preceding chapter, we used the program evaluators to construct various fixpoints. In the present chapter, we construct the datatype \mathbb{N} of natural numbers, with the basic arithmetic operations and the main program schemas that it supports. The program structures are derived from program evaluators and data services, and carried forward as syntactic sugar. Behind the sugar, programs are expressions built from typed instances of a single instruction `run`, composed using the data services. Such expressions comprise the Turing-complete programming language `Run`. This chapter spells out the basic program schemas in this language, and explains what it means to be Turing-complete in the end.

4.2 Numbers and sequences

4.2.1 Counting numbers

Numbers are built by counting. Counting is the physical process of assigning fingers or pebbles to apples, or sheep, or coins. Counting is the earliest form of computation. Our fingers were the first digital computers¹. The first algorithm was the assignment of 10 fingers to 10 apples or sheep. The second algorithm may have been the idea to count the apples or sheep by the 5 fingers of one hand, and to use the 5 fingers of the other hand to count how many times the first hand was used. That would allow us to count up to 25 apples, instead of just 10. The *fourth* algorithm could be to count up to 1024 apples using the 10 fingers. Before that, someone should have discovered a *third* algorithm, allowing them to count up to 36 with 10 fingers. How would you do that? The idea is that a hand with 5 flexible fingers has 6 states, and not just 5, since it can stretch 0, 1, 2, 3, 4, or 5 fingers, while keeping the rest bent. The step to counting $2^{10} = 1024$ apples using the 10 fingers follows from the observation that each finger has 2 states: stretched and bent. In any case, noticing 0, as the state of where nothing has been counted, and using it in counting, turned out to be a revelation.

Only natural numbers. The numbers built by counting are studied as the *natural* numbers. The integers are built by inverting the addition of natural numbers, the rationals by inverting the multiplication, and so on [37]. For the moment, we focus on counting, and the present discussions about “numbers” invariably refer to the *natural numbers* from school.

4.2.2 Numbers as sets

If the counting process is required to produce an output, then it must involve from 0, as the state where there is nothing left to count, and the output is ready. 0 is the number of elements of the empty set, which we write $\{\}$. Since the empty set is unique, it is the best representative of the number of its elements, so we set $0 = \{\}$. Nonempty sets are formed by enclosing some given elements between the curly brackets, like in $\{a, b, c\}$. The elements can be some previously formed sets. So we can form the set $\{\{\}\}$, with a single element $\{\}$. We set $1 = \{0\}$ and use it to denote the number of elements in all sets with a single

¹The Latin word “digitus” means “finger”.

element. There may be many sets with a single element, as many as there are elements given in the world; but only one number 1. But even if no elements were given, we certainly have the sets $0 = \{\}$ and $1 = \{\{\}\}$, which are different, since one is empty and the other is not. Now we can form the set $2 = \{0, 1\}$, with two different elements. Continuing like this, we form the sequence of numbers

$$\begin{aligned}
 0 &= \{\} \\
 1 &= \{0\} = \{\{\}\} \\
 2 &= \{0, 1\} = \{\{\}, \{\{\}\}\} \\
 3 &= \{0, 1, 2\} = \{\{\}, \{\{\}\}, \{\{\}, \{\{\}\}\}\} \\
 4 &= \{0, 1, 2, 3\} = \{\{\}, \{\{\}\}, \{\{\}, \{\{\}\}\}, \{\{\}, \{\{\}\}, \{\{\}, \{\{\}\}\}\}\} \\
 &\dots
 \end{aligned}
 \tag{4.1}$$

$$\begin{aligned}
 n &= \{0, 1, 2, \dots, n-1\} \\
 n+1 &= \{0, 1, 2, \dots, n-1, n\}
 \end{aligned}
 \tag{4.2}$$

After a long history of troubles with numbers, from the Pythagoreans to Frege, the idea of counting starting from nothing was proposed by a 17-year-old Hungarian wunderkind Neumann János, who later became John von Neumann. We saw him in Fig. ??, but see Appendix 3 for an earlier photo. The process of counting was thus implemented as a process of set building. The numbers are built starting from nothing, i.e. the empty set as the **base case**, and adding at each **step case** a new element, obtained as the set of all previously built numbers:

$$0 = \{\} \qquad n+1 = n \cup \{n\} \tag{4.3}$$

Since all numbers are thus generated from 0 by the operation $1 + (-)$, they must all be in the form

$$n = \underbrace{1 + 1 + \dots + 1}_{n \text{ times}} + 0 \tag{4.4}$$

In the computer, each number n is thus in principle a wire with n beads, as depicted in Fig. 4.1.

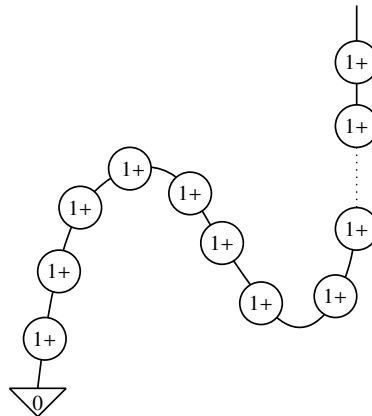


Figure 4.1: The number n is n -th successor of 0.

4.2.3 Numbers as programs

There are many different ways to implement numbers as programs. A simple one goes like this:

$$\begin{aligned}
\overline{0} &= [\top, \overline{0}] \\
\overline{1} &= [\perp, \overline{0}] \\
\overline{2} &= [\perp, \overline{1}] = [\perp, [\perp, \overline{0}]] \\
\overline{3} &= [\perp, \overline{2}] = [\perp, [\perp, [\perp, \overline{0}]]] \\
&\dots \\
\overline{n} &= [\perp, \overline{n-1}] = [\perp, [\perp, [\dots [\perp, \overline{0}]] \dots]] \\
&\qquad\qquad\qquad n \text{ layers}
\end{aligned} \tag{4.5}$$

where $[-, -] : \mathbb{P} \times \mathbb{P} \rightarrow \mathbb{P}$ is the pair encoding from (2.11), and $\top, \perp : \mathbb{P}$ are the boolean truth values from (2.13). This is a version of (4.1) adapted for computers.

Notation. We write \overline{n} to denote a program chosen to represent in a computer “the” number n from the “outer world”. When no confusion is likely, the overlining is omitted.

Programming counting. The counting constructors (4.3) can be implemented as the program constructors

$$\overline{0} = [\top, \overline{0}] \qquad \mathbf{s}(\overline{n}) = [\perp, \overline{n}] = \overline{n+1} \tag{4.6}$$

Placing \top as the prefix of $\overline{0}$ and \perp as the prefixes of the non-zero numbers $\overline{1+n}$ allows us to use the first projection as a *zero-test*, and the second projection as the *predecessor* operation:

$$\mathbf{o}^?(\overline{n}) = [\overline{n}]_0 = \begin{cases} \top & \text{if } n = 0 \\ \perp & \text{otherwise} \end{cases} \qquad \mathbf{r}(\overline{n}) = [\overline{n}]_1 = \begin{cases} \overline{0} & \text{if } n = 0 \\ \overline{n-1} & \text{otherwise} \end{cases} \tag{4.7}$$

The diagrams for the four operations defined in (4.6–4.7) are displayed in Fig. 4.2.

Different numbers are represented by different programs. If any $\overline{m} = \overline{n}$ then either $m = n$, or the computer is degenerate, in the sense that all elements of all types are equal, and thus all types are isomorphic with the unity type I .

We demonstrate this by showing that the following conditions are equivalent in any monoidal computer

- a) there are different natural numbers $m \neq n$ with equal representations $\overline{m} = \overline{n}$;
- b) $\top = \perp$;
- c) the computer is trivial: for all $f, g : A \rightarrow B$ holds $f = g$, and thus all types are isomorphic.

Since (c) obviously implies (a) and (b), we just prove (a) \implies (b) and (b) \implies (c).

- (a) \implies (b) Suppose $m < n$. Then

$$\begin{aligned}
\overline{m} = \overline{n} &\implies \overline{0} = \mathbf{r}^{n-1}(\overline{m}) = \mathbf{r}^{n-1}(\overline{n}) = \overline{1} \\
\overline{0} = \overline{1} &\implies \top = [\top, \overline{0}]_0 = [\overline{0}]_0 = [\overline{1}]_0 = [\perp, \overline{0}]_0 = \perp
\end{aligned}$$

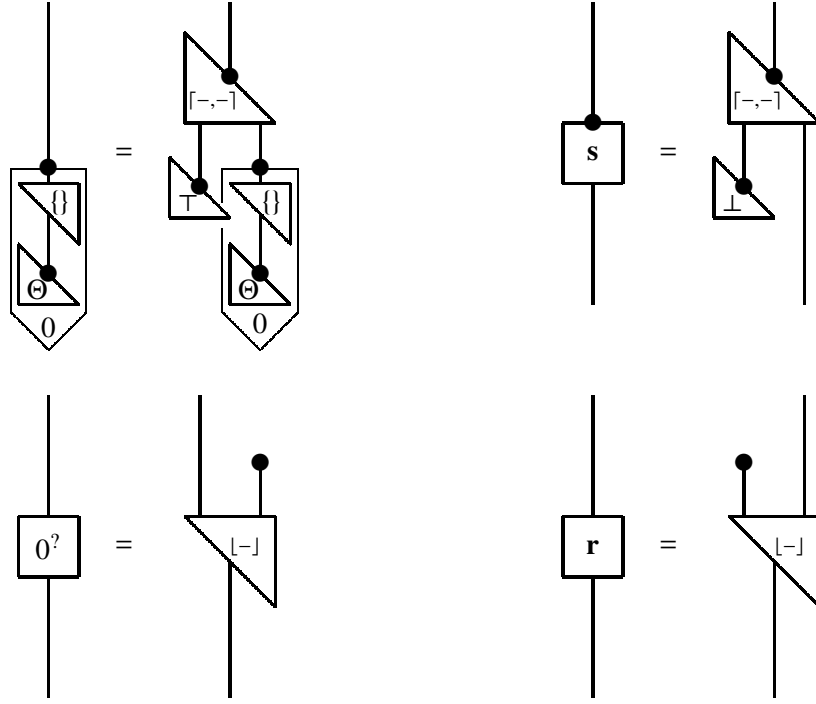


Figure 4.2: Base $\bar{0} = \{\Theta\} = [\top, \{\Theta\}]$, step up $s(x) = [\perp, x]$, step down $r(x) = [x]_1$, test $0^2 x = [x]_0$

- (b) \implies (c) For $f', g' : \mathbb{P} \longrightarrow \mathbb{P}$, the assumption $\top = \perp$ gives

$$f = \{\top\}(f, g) = \{\perp\}(f, g) = g$$

By (??) and (??), any pair $f, g : A \longrightarrow B$ induces $\bar{f} = \mathbf{i}_B \circ f \circ \mathbf{q}_A$ and $\bar{g} = \mathbf{i}_B \circ g \circ \mathbf{q}_A$ such that $\bar{f} = \bar{g}$ if and only if $f = g$. But if all functions are equal, then all type retractions are isomorphisms. Since by Sec. 2.3.2 all types are retracts of \mathbb{P} , it follows that all types are isomorphic, and thus isomorphic to the unit type I .

4.2.4 Type \mathbb{N} as an idempotent

The task is now to program an idempotent $\mathbb{N} : \mathbb{P} \longrightarrow \mathbb{P}$ to filter out the numbers in the form (4.5) from other programs, so that $\bar{n} : \mathbb{N}$ is captured as $\bar{n} = \mathbb{N}(\bar{n})$. The idea is to map each $x : \mathbb{P}$ as follows:

- if $x = \bar{0}$, then output $\mathbb{N}(x) = x$;
- if $x = [\perp, y]$, then output $\mathbb{N}(x) = x$ if and only if $\mathbb{N}(y) = y$.

Since $y = \mathbb{N}(z)$ satisfies $\mathbb{N}(y) = y$ for any $z : \mathbb{P}$, this can be implemented informally as

$$\mathbb{N}(x) = \begin{cases} x & \text{if } x = \bar{0} \\ [\llbracket x \rrbracket_0, \mathbb{N}[\llbracket x \rrbracket_1]] & \text{if } \llbracket x \rrbracket_0 = \perp \\ \text{?} & \text{otherwise} \end{cases} \quad (4.8)$$

Towards a formalization, this can be rewritten in terms of the operations available in the monoidal computer as the function $\nu : \mathbb{P} \times \mathbb{P} \longrightarrow \mathbb{P}$ where

$$\nu(p, x) = \text{IFTE}\left(x \stackrel{?}{=} \bar{0}, x, \text{IFTE}(\lfloor x \rfloor_0 \stackrel{?}{=} \perp, s \circ \{p\} \circ r(x), \hat{x})\right) \quad (4.9)$$

Here we use the lazy *IFTE*-branching from ?? to avoid evaluating \hat{x} when it is not selected. For a Kleene fixpoint $N : \mathbb{P}$ of ν , setting $\mathbb{N} = \{N\}$ gives

$$\mathbb{N}(x) = \{N\} x = \nu(N, x) = \text{IFTE}\left(x \stackrel{?}{=} \bar{0}, x, \text{IFTE}(\lfloor x \rfloor_0 \stackrel{?}{=} \perp, s(\mathbb{N}(r(x))), \hat{x})\right)$$

It easy to prove that \mathbb{N} is a subfunction of the identity, and that it produces an output when the input is a number:

$$\mathbb{N}(x) = y \iff \exists n. x = s^n(\bar{0}) = y$$

A convenient order of evaluation of ν , not obvious in the above command-line form, is displayed in Fig. 4.3.

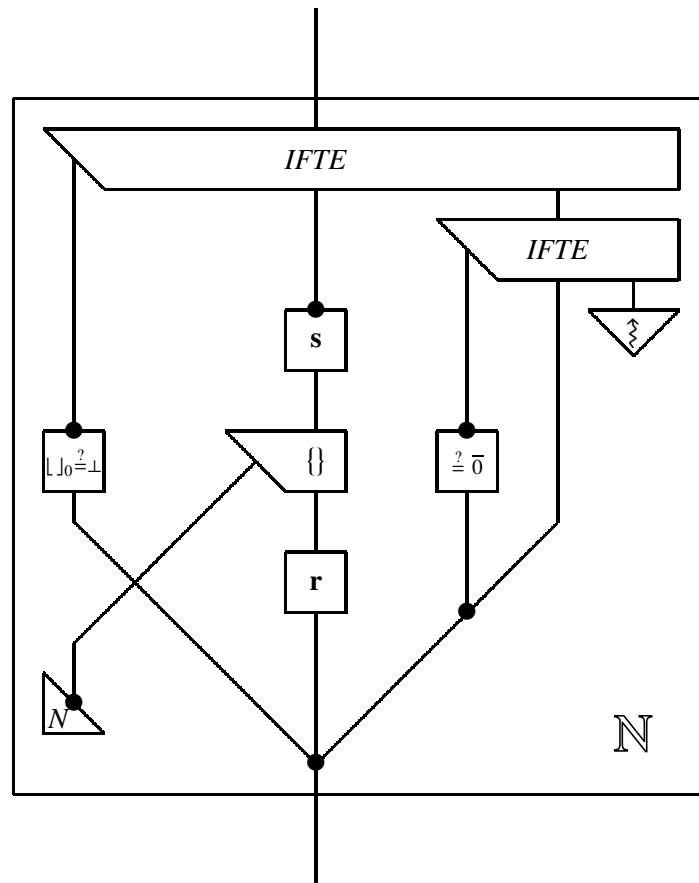


Figure 4.3: The idempotent $\mathbb{N} : \mathbb{P} \rightarrow \mathbb{P}$ for the datatype of natural numbers

Remark. Replacing $x \stackrel{?}{=} \bar{0}$ with $0^?x$ and $\lfloor x \rfloor_0 \stackrel{?}{=} \perp$ with $\neg \lfloor x \rfloor_0$ would yield a type of *intensional*

naturals, still supporting the same operations, but with multiple representatives of each number. The present definition fixes unique representatives as soon as the representatives of 0 and \perp are chosen.

4.2.5 Sequences

A cartesian function $\beta : \mathbb{N} \longrightarrow B$, taking numbers as inputs, is usually presented by the *sequence* of its outputs

$$(\beta_0, \beta_1, \beta_2, \dots, \beta_i, \dots)$$

A cartesian function in the form $f : \mathbb{N} \times A \longrightarrow B$ can then also be written as a sequence

$$(f_0, f_1, f_2, \dots, f_i, \dots)$$

where² the f_i s are cartesian functions $A \longrightarrow B$. While viewing functions that vary over numbers as sequences is helpful, and writing the number inputs as subscripts often simplifies notation, note that all this is just a matter of notational convenience. Formally,

- $(\beta_i : B)_{i=0}^{\infty}$ is the sequence notation for $\beta : \mathbb{N} \longrightarrow B$, and
- $(f_i : A \longrightarrow B)_{i=0}^{\infty}$ is the sequence notation for $f : \mathbb{N} \times A \longrightarrow B$.

4.3 Counting down: Induction and recursion

4.3.1 Computing by counting

Counting, induction, and recursion are schemas used to specify sequences of increasing generality:

- **counting** builds the sequence of numbers $0, 1, 2, \dots : \mathbb{N}$ from $\{\} : \mathbb{N}$ and $s : \mathbb{N} \longrightarrow \mathbb{N}$ by

$$0 = \{\} \qquad n + 1 = s(n) \qquad (4.10)$$

- **induction** builds sequences of elements $\phi_0, \phi_1, \phi_2, \dots : B$ from $b : B$ and $q : B \longrightarrow B$ by

$$\phi_0 = b \qquad \phi_{n+1} = q(\phi_n) \qquad (4.11)$$

- **recursion** builds sequences of functions $f_0, f_1, f_2, \dots : A \longrightarrow B$ from $g : A \longrightarrow B$ and $h_0, h_1, h_2, \dots : B \times A \longrightarrow B$ by

$$f_0(x) = g(x) \qquad f_{n+1}(x) = h_n(f_n, x) \qquad (4.12)$$

Counting is a special case of induction, and induction is a special case of recursion. They are the methods for computing by counting. More precisely, they are the methods for computing by counting *down*, since the value of the $(n + 1)$ -st entry of an inductively defined sequence is reduced to the value of n -th entry. In monoidal computers, this is captured by program evaluations within program evaluations.

²The notation is also used when f is cartesian only in the first argument, and f_i s are monoidal functions.

4.3.2 Induction

The **induction schema** for an arbitrary type B is

$$\frac{b : B \quad q : B \longrightarrow B}{\langle b, q \rangle : \mathbb{N} \longrightarrow B} \quad (4.13)$$

where the *banana-sequence* $\langle b, q \rangle$ is defined

$$\langle b, q \rangle_0 = b \quad \langle b, q \rangle_{s(n)} = q(\langle b, q \rangle_n) \quad (4.14)$$



Why bananas? If the sequence defined in (4.14) is given a name $\phi = \langle b, q \rangle$, the list of its values becomes $(\phi_0, \phi_1, \phi_2, \dots)$. But programs usually do not use such listings, but only evaluate particular entries. So instead of reserving the name ϕ only to be able to call ϕ_{23} , the programmers invented the banana-notation, and call $\langle b, q \rangle_{23}$.

Computing as counting down. To evaluate an entry of an inductively defined sequence, we descend down the step-case part of (4.14) to the base-case part:

$$\langle b, q \rangle_n = \langle b, q \rangle_{s^n(0)} = q(\langle b, q \rangle_{s^{n-1}(0)}) = q^2(\langle b, q \rangle_{s^{n-2}(0)}) = \dots = q^n(\langle b, q \rangle_0) = q^n(b) \quad (4.15)$$

This descent is displayed in Fig. 4.4.

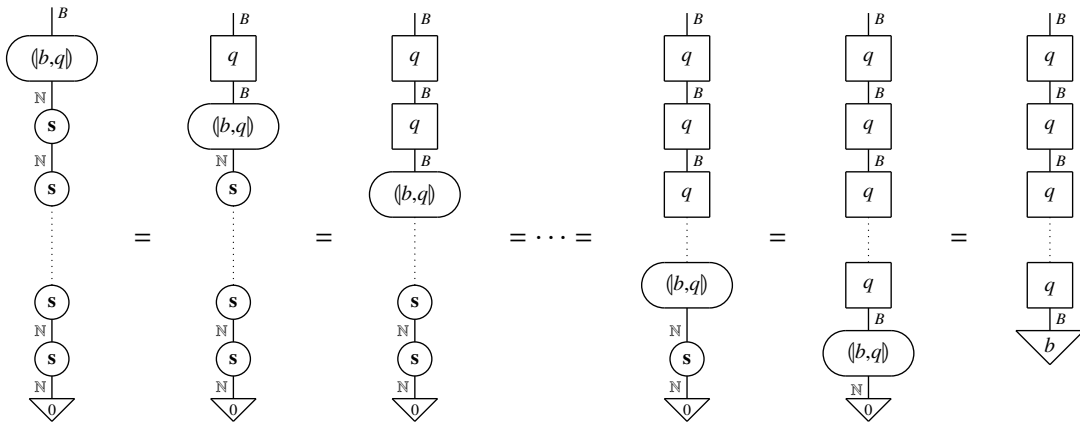
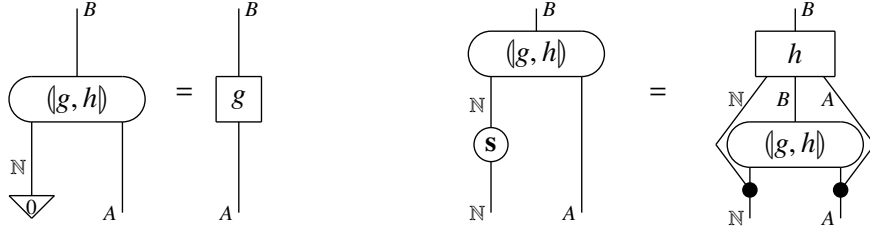


Figure 4.4: $\langle b, q \rangle$ is computed by counting s -beads and replacing them with q -boxes

$$\frac{g: A \longrightarrow B \quad h: \mathbb{N} \times B \times A \longrightarrow B}{(g, h): \mathbb{N} \times A \longrightarrow B} \quad (4.18)$$

The *banana function sequence* $\langle\!\langle g, h \rangle\!\rangle$ is defined

$$\langle\!\langle g, h \rangle\!\rangle_0(x) = g(x) \qquad \langle\!\langle g, h \rangle\!\rangle_{s(n)}(x) = h_n(\langle\!\langle g, h \rangle\!\rangle_n(x), x) \quad (4.19)$$



Evaluating recursive functions. In the most general form, computing by counting backwards can get very inefficient. This is to some extent reflected in its algebraic expansion:

$$\begin{aligned} \langle\!\langle g, h \rangle\!\rangle_n(x) &= \langle\!\langle g, h \rangle\!\rangle_{s^n 0}(x) = h_{n-1}(\langle\!\langle g, h \rangle\!\rangle_{s^{n-1} 0}(x), x) = \\ &= h_{n-1}(h_{n-2}(\langle\!\langle g, h \rangle\!\rangle_{s^{n-2} 0}(x), x), x) = \cdots = h_{n-1}(h_{n-2}(\cdots h_1(\langle\!\langle g, h \rangle\!\rangle_{s 0}(x), x) \cdots x), x) = \\ &= h_{n-1}(h_{n-2}(\cdots h_1(h_0(\langle\!\langle g, h \rangle\!\rangle_0(x), x), x) \cdots x), x) = h_{n-1}(h_{n-2}(\cdots h_1(h_0(g(x), x), x) \cdots x), x) \end{aligned}$$

The diagrammatic view of the same countdown in Fig 4.6, however, shows that the recursive descent is still a simple counting process: The recursive step is expanded in Fig. 4.7, showing that the successor beads need to be copied as they are counted.

4.3.5 Running recursion

For any pair of functions $g : A \rightarrow B$ and $h : \mathbb{N} \times B \times A \rightarrow B$ in a computer, the function $f = \langle\!\langle g, h \rangle\!\rangle : \mathbb{N} \times A \rightarrow B$ derived by recursion (4.18) is also computable. The program for f can be constructed as a Kleene fixpoint as follows. Consider the function $\tilde{f} : \mathbb{P} \times \mathbb{N} \times A \rightarrow B$ defined by

$$\tilde{f}(p, n, x) = \text{ifte}(0^?(n), g(x), h_{\mathbf{r}(n)}(\{p\}(\mathbf{r}(n), x), x)) \quad (4.20)$$

If \tilde{F} is a Kleene fixpoint of \tilde{f} , then the definitions give

$$\{\tilde{F}\}(n, x) = \tilde{f}(\tilde{F}, n, x) = \text{ifte}(0^?(n), g(x), h_{\mathbf{r}(n)}(\{\tilde{F}\}(\mathbf{r}(n), x), x)) \quad (4.21)$$

Unfolding the *ifte*-branching gives

$$\{\tilde{F}\}(n, x) = \begin{cases} g(x) & \text{if } n = 0 \\ h_{\mathbf{r}(n)}(\{\tilde{F}\}(\mathbf{r}(n), x), x) & \text{if } n > 0 \end{cases} \quad (4.22)$$

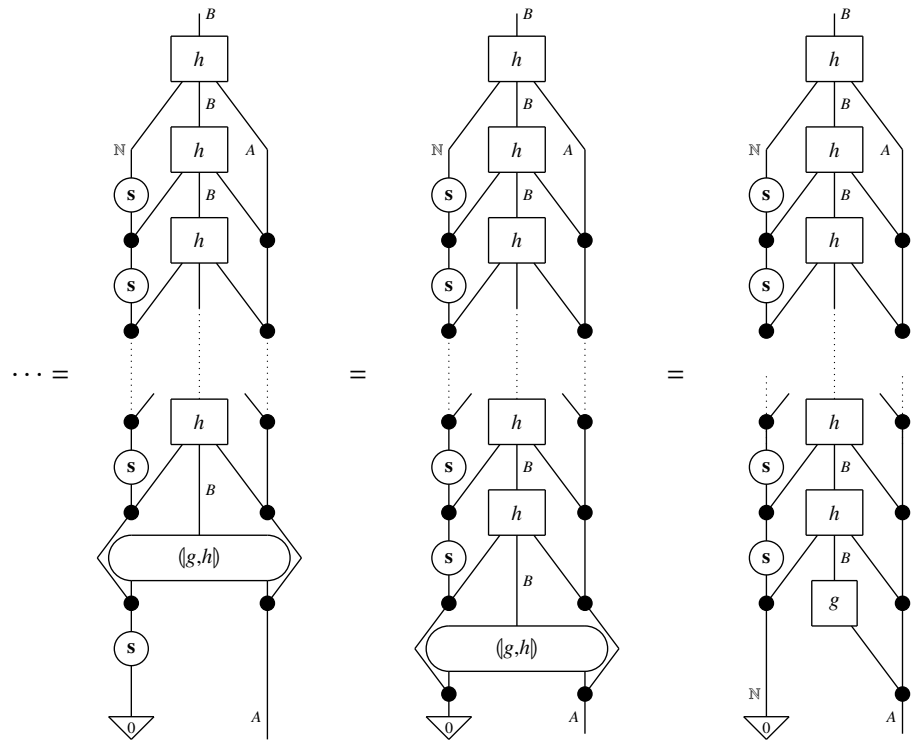
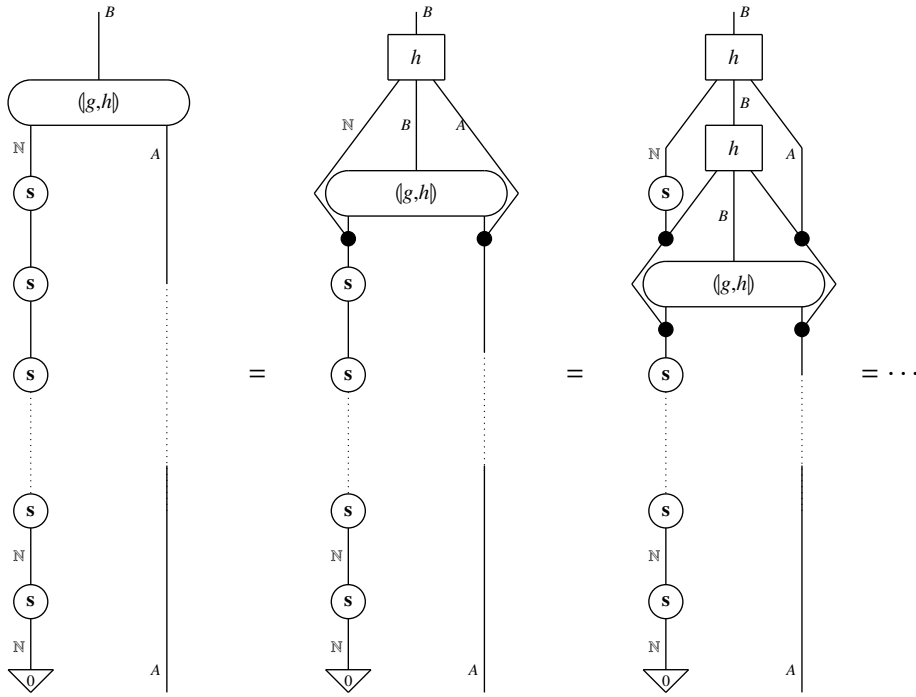


Figure 4.6: $\langle g, h \rangle$ is evaluated by replacing the n -th s -bead by h_n

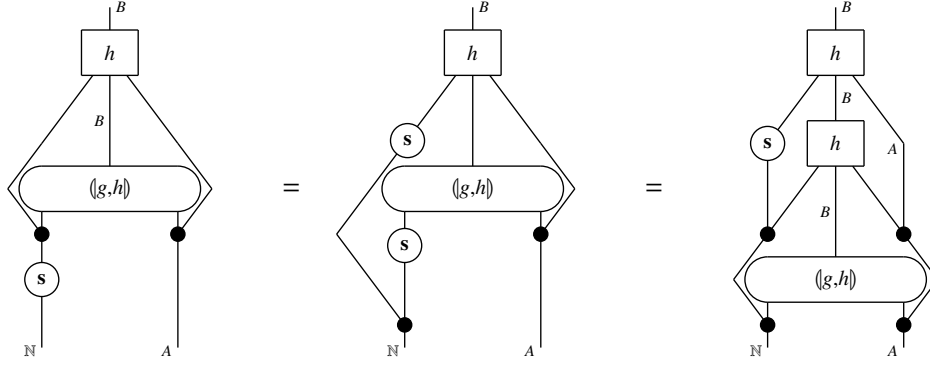


Figure 4.7: Intermediary step in Fig. 4.6: An s -bead is cloned before one copy is discarded

which means that $\{\widetilde{F}\}$ satisfies (4.19), and we can set

$$\langle g, h \rangle_n(x) = \{\widetilde{F}\}(n, x) \quad (4.23)$$

The construction is summarized in Fig. 4.8.

Evaluating a recursive function in a computer. How is the function in Fig. 4.8 evaluated down to its lower values? Suppose the input $\langle n, a \rangle : \mathbb{P} \times A$ enters the strings at the bottom. At the first step, both values are copied, n to $0^?$ and \mathbf{r} , and a to g and h . Going up, \mathbf{r} is evaluated on n , and the result is copied to h and $\{\widetilde{F}\}$, as is a . The value $y = \{\widetilde{F}\}(\mathbf{r}(n), a)$ is computed next and the output is fed to h . The computations $0^?(n)$, $g(x)$, and $h_{\mathbf{r}(n)}(y, a)$ are then performed in parallel. If n is a correctly formed number in the form $\lceil \perp, \mathbf{r}(n) \rceil$, then $0^?(n)$ is \perp and *ifte* evaluated on \perp reduces to the second projection, and outputs the value $h_{\mathbf{r}(n)}(y, a)$, and the computation halts. The recursive step is the evaluation of $y = \{\widetilde{F}\}(\mathbf{r}(n), a) = \langle g, h \rangle_{\mathbf{r}(n)}(a)$, since \widetilde{F} is the Kleene fixpoint defining $\langle g, h \rangle$. The red boxes in Fig. 4.9 show how the computation of $\langle g, h \rangle_{\mathbf{r}(n)}(a)$ is embedded within the computation of $\langle g, h \rangle_n(a)$: the big red box $\langle g, h \rangle = \{\widetilde{F}\}$ on the right is the same function as the little red box $\{\widetilde{F}\}$ contained in the diagram on the left. The big one is evaluated on n and the little one on $\mathbf{r}(n) = n - 1$. If we zoom into the little box, and open it up, it becomes the right-hand side of another diagram like Fig. 4.9, just a step further down the recursive ladder Fig. 4.6. On the left-hand side of that diagram there is another copy of $\langle g, h \rangle = \{\widetilde{F}\}$ in a small box, this time evaluated on $\mathbf{r}(\mathbf{r}(n)) = n - 2$. The recursive ladder thus unfolds down, as the evaluation of each $\langle g, h \rangle_m$, for $m = n, n - 1, n - 2, \dots, 1$ calls for the evaluation of the copy of $\langle g, h \rangle$ on $\mathbf{r}(m) = n - 1, n - 2, \dots, 0$. At the last such step, the $0^?$ -test evaluates to \top , and *ifte* outputs the first projection $g(a) = \langle g, h \rangle_0(a)$, which is returned to the function $h_1(\langle g, h \rangle_0(a), a) = \langle g, h \rangle_1(a)$ that called it, and so on, up to $\langle g, h \rangle_n(a)$. This is the evaluation process depicted in Figures 4.6 and 4.7.

In summary, Fig. 4.9 shows how that recursive evaluation process can be realized using the self-reference of the Kleene fixpoints. In string diagrams, these self-calls are captured by the box that contains a copy of itself, that contains a copy of itself, and so on. In the case of recursion, the calls count down from $\langle g, h \rangle_n$, to $\langle g, h \rangle_{n-1}, \langle g, h \rangle_{n-2}, \dots, \langle g, h \rangle_1, \langle g, h \rangle_0$, and the descent is finite. In other program constructs, the evaluation through self-reference may not be finite.

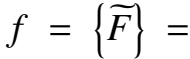

$$= \langle g, h \rangle$$


Figure 4.9: $\langle g, h \rangle_n$ contains $\langle g, h \rangle_{\mathbf{r}(n)}$

4.4 Counting up: Search and loops

4.4.1 Search

While the recursion counts down, and reduces the value of $\langle g, h \rangle_n(a)$ to $\langle g, h \rangle_{n-1}(a)$, $\langle g, h \rangle_{n-2}(a)$, all the way to $\langle g, h \rangle_0(a)$, the search counts up $0, 1, 2, \dots, n, \dots$, computes the values of a given function $\varphi_n(x)$, and outputs an index n if a value satisfies some condition, usually an equation. A simple example of search is the minimization schema, searching for the smallest $n : \mathbb{N}$ such that $\varphi_n(x) = 0$ holds for a given sequence of functions $\varphi : \mathbb{N} \times A \rightarrow \mathbb{N}$ and an input $x : A$. The schema is thus:

$$\frac{\varphi : \mathbb{N} \times A \rightarrow \mathbb{N}}{f = MU(\varphi) : A \rightarrow \mathbb{N}} \quad \text{where} \quad f(x) = \mu n. (\varphi_n(x) = 0) \quad (4.24)$$

In the monoidal computer, testing that $\varphi_n(x) = 0$ is implemented as the predicate

$$0^? \varphi_n = \left(A \xrightarrow{\varphi_n} \mathbb{N} \xrightarrow{0^?} \mathbb{B} \right)$$

The requirement that $n = f(a)$ is the smallest natural number such that $\varphi_n(x) = 0$ means that $\varphi_m(a) = 0$ implies $n \leq m$ for all m , which using the previously implemented predicates becomes

$$(f(a) \stackrel{?}{=} n) = (0^? \varphi_n(a) \wedge \forall m. 0^? g_m(a) \Rightarrow 0^?(n \div m)) \quad (4.25)$$

To implement $f = MU(g)$ in the abstract computer, we use an intermediary computation $\tilde{f} : \mathbb{P} \times \mathbb{N} \times A \rightarrow \mathbb{N}$ again, this time defined

$$\tilde{f}(p, n, x) = \text{ifte}(0^? g_n(x), n, \{p\}(\mathbf{s}(n), x)) \quad (4.26)$$

as displayed in Fig. 4.10. If \tilde{F} is the Kleene fixed point of \tilde{f} , i.e.

$$\{\tilde{F}\}(n, x) = \text{ifte}(0^? g_n(x), n, \{\tilde{F}\}(\mathbf{s}(n), x)) \quad (4.27)$$

then set $f = MU(g) = \{\tilde{F}\}0$, i.e.

$$\begin{aligned} f(x) = \{\tilde{F}\}(0, x) &= \text{ifte}(0^? g_0(x), 0, \{\tilde{F}\}(1, x)) \text{ where} \\ \{\tilde{F}\}(1, x) &= \text{ifte}(0^? g_1(x), 1, \{\tilde{F}\}(2, x)) \text{ where} \\ \{\tilde{F}\}(2, x) &= \text{ifte}(0^? g_2(x), 2, \{\tilde{F}\}(3, x)) \dots \end{aligned}$$

Running search in a picture. The diagram in Fig. 4.10 performs search by calling its own a copy that it contains, just like the recursion did in Fig. 4.9. The self-call displayed Fig. 4.11 is analogous to the one in Fig. 4.9. The crucial difference is that $\{\tilde{F}\}(n, x)$ in equation (4.27) and Fig. 4.11 calls itself on the successor $\mathbf{s}(n) = n + 1$, whereas in equation (4.22) and Fig. 4.9 it calls itself on the predecessor $\mathbf{r}(n) = n - 1$. While the recursive calls descend from n , and must terminate after n steps, the search calls ascend, and may diverge to the infinity if no n is found to satisfy $g_n(a)$. (Another difference between Figures 4.9 and 4.11 is that the box on the right is large in the former and small in the latter. This is not

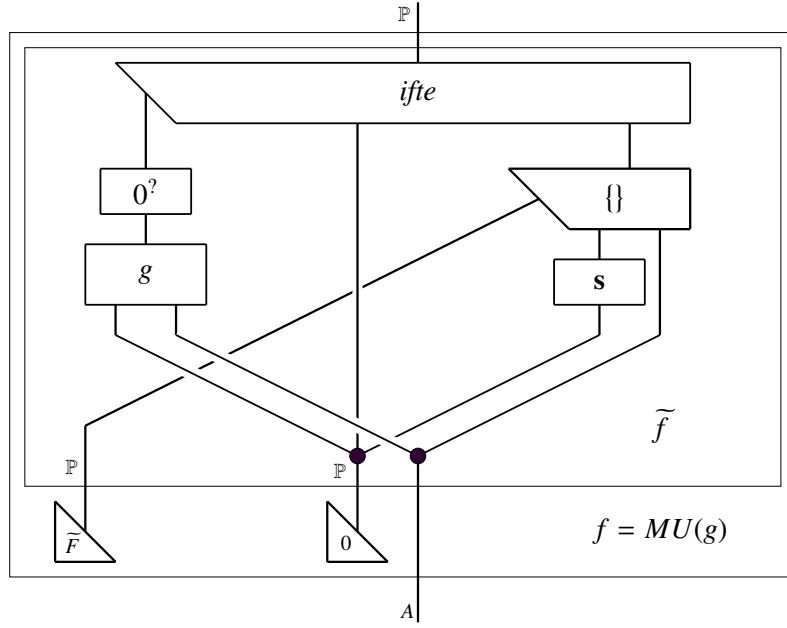


Figure 4.10: Unbounded search in monoidal computer

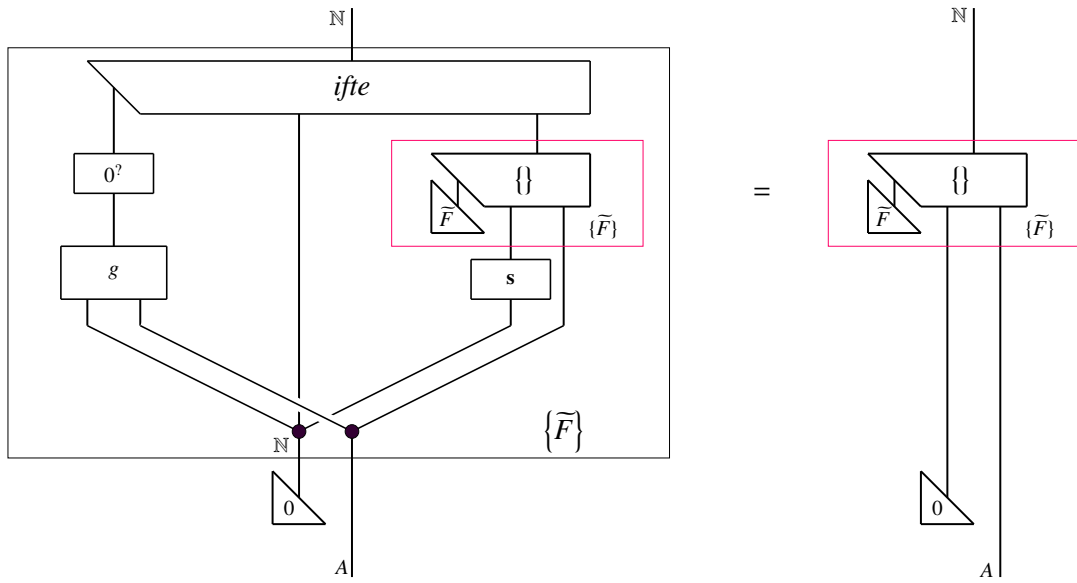


Figure 4.11: $\{\tilde{F}\}(n, x)$ contains $\{\tilde{F}\}(s(n), x)$

a real difference, but the two views show that $\{\tilde{F}\}$ on the right corresponds to the entire computation on the left, and that it is the same function like the component on the left.)

4.4.2 Loops

In most programming languages, the unbounded search is usually expressed using the loop constructs. E.g. the *while* loop, written in pseudocode, is something like `while $t(x, y)$ do $h(x, y)$ od`, where $t : A \times B \rightarrow \mathbb{P}$ is a predicate to be tested, and $h : A \times B \rightarrow A$ is a function to be executed while the predicate t is holds. The derivation rule is thus

$$\frac{t : A \times B \rightarrow \mathbb{P} \quad h : A \times B \rightarrow A}{f = WH(t, h) : A \times B \rightarrow A}$$

Informally, the intended meaning in terms of the *while*-pseudocode

$$f(a, b) = (x := a; \text{ while } t(x, b) \text{ do } x := h(x, b) \text{ od; print } x)$$

where `do` and `od` open and close a block of code, and $x := a$ is an assignment statement. The `do`-block inside the `while`-loop assigns the output of the given function h to the variable x . The idea is that the predicate t is tested on the input values $x = a$ and b , and if the test is satisfied, and returns the truth value \top , then h is applied, and it updates the value stored in x . At the next step, the new value $x = h(x, b)$ and the old b are tested by t , and as long as t remains true, the function h is reapplied, and it keeps updating the value in x . If the test t at some point returns the truth value \perp , the function f outputs the current value of x , and the computation halts. One way to formalize the intended computation process is to:

- define a sequence a_0, a_1, a_2, \dots in A inductively, setting $a_0 = a$ and $a_{i+1} = h(a_i, b)$;
- output $f(a, b) = a_k$ for the least k such that $\neg t(a_k, b)$.

Note that the function h keeps updating the values of the variable $x : A$, but that the value $b : B$ is a parameter, on which both $t(a, b)$ and $h(a, b)$ depend, but the loop does not change it.

To implement a while-loop in an abstract computer, we write an intermediary function $\tilde{f} : \mathbb{P} \times A \times B \rightarrow A$ again, and use its Kleene fixpoint to as a program for $f = WH(t, h)$. The intermediary function is this time:

$$\tilde{f}(p, a, b) = \text{ifte}(t(a, b), \{p\}(h(a, b), b), a) \quad (4.28)$$

The Kleene fixed point \tilde{F} of \tilde{f} now satisfies

$$\{\tilde{F}\}(a, b) = \text{ifte}(t(a, b), \{F\}(h(a, b), b), a) \quad (4.29)$$

and we set $f = WH(b, h) = \{\widetilde{F}\}$. Unfolding \widetilde{f} yields

$$f(a, b) = \begin{cases} f(h(a, b), b) & \text{if } t(a, b) \\ a & \text{otherwise} \end{cases} \quad \text{where}$$

$$f(h(a, b), b) = \begin{cases} f(h(h(a, b), b), b) & \text{if } b(h(a, b), b) \\ h(a, b) & \text{otherwise} \end{cases} \quad \text{where}$$

$$f(h(h(a,b),b),b) = \begin{cases} f(h(h(h(a,b),b),b),b) & \text{if } t(h(h(a,b),b),b) \\ h(h(a,b),b) & \text{otherwise} \end{cases} \quad \text{where}$$

• • •

The construction is displayed in Fig. 4.12

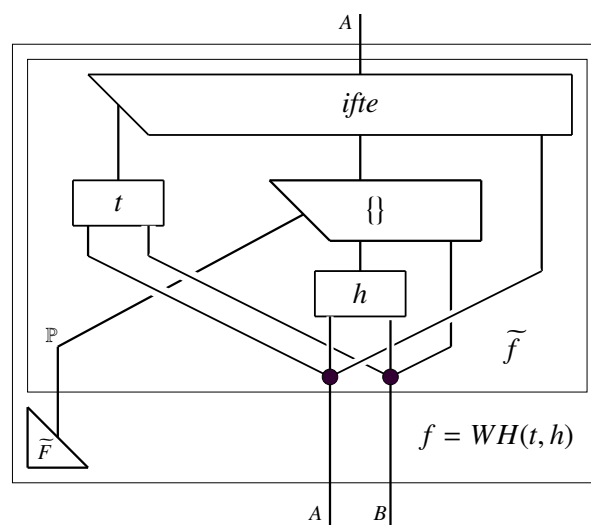


Figure 4.12: A string program for while loop

Running the loop picture is almost the same like Fig. 4.11. Draw it for fun!

4.5 Workout

4.6 Story

5 What cannot be computed

5.1	Decidable extensional properties	64
5.2	Gödel, Tarski: Provability and truth are undecidable	66
5.3	Turing: Halting is undecidable	67
5.4	Rice: Decidable extensional predicates are constant	68
5.5	Workout	70
5.6	Story	70

5.1 Decidable extensional properties

Idea. Consider the following sets:

- $\{n \in \mathbb{N} \mid \exists m \in \mathbb{N}. m + m = n\},$
- $\{n \in \mathbb{N} \mid \exists m \in \mathbb{N}. 2m = n\},$
- $\{n \in \mathbb{N} \mid \frac{n}{2} \in \mathbb{N}\},$
- $\{n \in \mathbb{N} \mid \frac{n+1}{2} \notin \mathbb{N}\}.$

Since the four predicates that define these sets are satisfied by the same elements, the even numbers, the set-theoretic principle of *extensionality* says that the four sets are equal, i.e. that they are the same set. In the language of arithmetic, there are infinitely many predicates that describe this set. Ditto for other sets. Different predicates provide different *intensional* descriptions of the same *extensional* objects, the sets.

In computation, different programs provide different *intensional* descriptions of the same *extensional* objects, the computable functions. Different programs for the same computable function $d : \mathbb{N} \rightarrow \mathbb{N}$ can be constructed from different basic or previously programmed operations:

- $d_0(m) = m + m,$
- $d_1(m) = 2 \times m,$
- $d_2(m) = \mu n. \left(\frac{n}{2} = m\right),$
- $d_3(m) = \mu n. \left(\frac{n+1}{2} > m\right),$

and in infinitely many other ways. The operation $\mu n. \Phi(n)$, discussed in Sec. 4.4.1, outputs the smallest n satisfying $\Phi(n)$. While different programming languages assign different sets of intensional descriptions to each function extension, the general view of it all, provided in the monoidal computer, is quite simple: the intensional descriptions are the elements of $C^\bullet(X, \mathbb{P})$, the function extensions are the elements of $C(X \times A, B)$, and the X -indexed instruction $\text{run}_X : C^\bullet(X, \mathbb{P}) \rightarrow C(X \times A, B)$ from Sec. 2.5.3, represented by $\text{run}_{\mathbb{P}}(\text{id}) = \{\}_A^B$ collapses the intensional descriptions $G : X \multimap \mathbb{P}$ to the corresponding function extensions $\text{run}_X(G) = \{G\}_A^B$.

Extensional equivalence for types A, B is the binary relation $\left(\overset{B}{\underset{A}{\equiv}}\right)$ on programs induced by running them as functions from A to B . The formal definition is

$$F \overset{B}{\underset{A}{\equiv}} G \iff \{F\}_A^B = \{G\}_A^B \quad (5.1)$$

The Fundamental Theorem, as displayed in Fig. 3.7, says that any program transformer $\gamma : \mathbb{P} \multimap \mathbb{P}$ has an extensional fixpoint $\Gamma \overset{B}{\underset{A}{\equiv}} \gamma(\Gamma)$. The Υ -classifiers in Sec. 3.4.2 could all be specified as extensional fixpoints, without the curly brackets. The systems of equations used to specify software systems in Sec. 3.5.2 can be formulated as extensional equivalence constraints. In general, since every computable

function has corresponds to a unique equivalence class of programs modulo (\equiv_A^B) , there is a bijection

$$C(A, B) \cong C^\bullet(I, \mathbb{P}) \Big/ \equiv_A^B \quad (5.2)$$

This gives rise to the question:

What can a computer tell about a computable function from its programs without running them? (5.3)

This chapter presents answers to some important special cases of this question, and a special answer to the general question. Ch. 9 returns for more general answers.

Properties of functions. A property \mathfrak{Q} of functions $A \rightarrow B$ is presented as a predicate over the hom-set $C(A, B)$. The predicate returns $\mathfrak{Q}(f) = \top$ when f has the property \mathfrak{Q} and $\mathfrak{Q}(f) = \perp$ when it does not. We write $\mathfrak{Q}(f)$ when $\mathfrak{Q}(f) = \top$ and $\neg\mathfrak{Q}(f)$ when $\mathfrak{Q}(f) = \perp$.

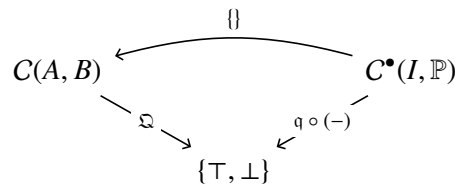


Figure 5.1: When can a property \mathfrak{Q} of computations be recognized as a property q of programs?

Computable properties of computable functions. A property of computable functions may be computable if it can be expressed as a computable predicate over their programs, as displayed in Fig. 5.1. Recall from Sec. 2.4.5 that a computable predicate over programs is presented as a computable function $q \in C(\mathbb{P}, \mathbb{B})$. We abbreviate $q \circ F = \top$ to $q(F)$ and $q \circ F = \perp$ to $\neg q(F)$ again.

Decidable properties of computable functions. While Fig. 5.1 provides an effective setting for computing with the properties of $f = \{F\}$ in terms of F , it leaves open the possibility that a computation of the truth value $q(F)$ may diverge and not tell anything. To assure that it does tell something, the extensional predicates are required to be decidable, i.e. presented a cartesian functions $q \in C^\bullet(\mathbb{P}, \mathbb{B})$. Question (5.3) becomes:

When can a property of computable functions \mathfrak{Q} be decided on its programs by a predicate $q: \mathbb{P} \rightarrow \mathbb{B}$ so that the encodings $f = \{F\}$ give

$$\mathfrak{Q}(f) \iff q(F) \quad (5.4)$$

Extensional predicates. If there are programs F, G which encode the same function $\{F\} = \{G\}$, but $q(F) \neq q(G)$, then (5.4) is obviously impossible. A predicate q over programs corresponds to a property \mathfrak{Q} of functions only if

$$F \equiv_A^B G \implies q(F) = q(G) \quad (5.5)$$

The program predicates q that satisfy this requirement are *extensional* for A, B . They are the congruences

with respect to the extensionality relation (\equiv_A^B) . A predicate may be extensional with respect to one pair of types A, B and not with respect to another.

5.2 Gödel, Tarski: Provability and truth are undecidable

Decision predicates are computable functions $\mathfrak{d}: \mathbb{P} \times \mathbb{P} \times \mathbb{P} \rightarrow \mathbb{B}$ which determine the truth values of all predicates, i.e. satisfy

$$\mathfrak{d}(Q, A, x) = \{Q\}_A^{\mathbb{B}} x \quad (5.6)$$

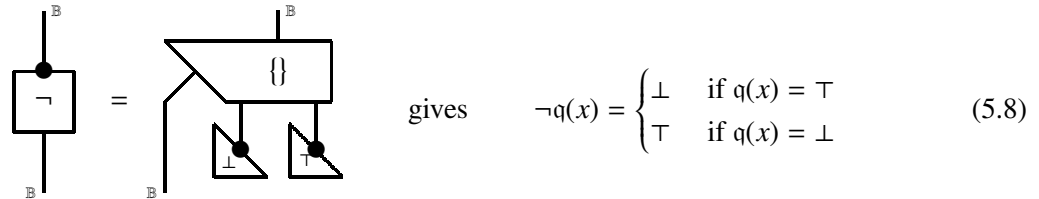
for all $Q: \mathbb{P}$, A , and $x: A$. As established in Sec. 2.3.1, the types A can be viewed presented by programs $A: \mathbb{P}$ which induce idempotents $\{A\}: \mathbb{P} \rightarrow \mathbb{P}$ such that $x: \mathbb{P}$ means $x = \{A\} x$.

The **question** is whether a decision predicate can be decidable. Can the program evaluation be cartesian on predicates?

Decision predicates are undecidable, unless $\top = \perp$. Suppose that there is a decidable decision predicate $d: \mathbb{P} \times \mathbb{P} \times \mathbb{P} \rightarrow \mathbb{B}$, and let $D: \mathbb{P}$ be its program, satisfying $\mathfrak{d}(Q, A, x) = \{D\}_A^{\mathbb{B}}(Q, x)$ for all Q, A, x . Instantiating to $Q = D$ yields $\mathfrak{d}(D, \mathbb{P}, x) = \{D\}_{\mathbb{P}}^{\mathbb{B}}(D, x)$. Intuitively, this instance of the decision predicate says: "*I am true*". But the Fundamental Theorem provides also provides Kleene fixpoint Ψ of the *negation* of the decision predicate:

$$\neg \mathfrak{d}(\Psi, \mathbb{P}, x) = \{\Psi\}_{\mathbb{P}}^{\mathbb{B}} x \quad (5.7)$$

The negation flips the truth values, so that



$$\neg q(x) = \begin{cases} \perp & \text{if } q(x) = \top \\ \top & \text{if } q(x) = \perp \end{cases} \quad (5.8)$$

for any predicate $q: A \rightarrow \mathbb{B}$. Intuitively, the predicate $\{\Psi\}_{\mathbb{P}}^{\mathbb{B}} x$ says "*I am false*." A self-referential statement that says that it is false causes the *Liar Paradox*¹. But if d is a decision predicate (5.6) and if Ψ is a program for its negation (5.7), then

$$\neg \mathfrak{d}(\Psi, \mathbb{P}, x) \stackrel{(5.7)}{=} \{\Psi\}_{\mathbb{P}}^{\mathbb{B}} x \stackrel{(5.6)}{=} \mathfrak{d}(\Psi, \mathbb{P}, x) \quad (5.9)$$

It follows that $\top = \perp$, since $\neg \top = \perp$ and $\neg \perp = \top$, and the assumption that $\mathfrak{d}(\Psi, \mathbb{P}, x): \mathbb{P}$ means that it must be either \top or \perp . If $\top \neq \perp$, then $\mathfrak{d}(\Psi, \mathbb{P}, x)$ cannot output a value in \mathbb{B} , and is not decidable.

Remark. Gödel used the above instance of diagonal argument for the purposes of his analysis of decidability of *provability* of propositions in a formal theory of arithmetic in [59]. Tarski applied similar reasoning in [165] where he analyzed decidability of *validity* of propositions in a given model. Both thus applied the diagonal argument to derive contradiction and prove negative results. Although the two

¹The liar paradox is often called the *Epimenides' paradox*, because Epimenides, a poet and philosopher from Creta, who lived in VI or VII century BC, had written that "*All Cretans are liars*".

results refer to different logical questions, and the original versions involve different technical details, both are based on the same logical paradox. Therefore, in the rudimentary predicate logic implemented in monoidal computer so far, the two results are isomorphic. It should be emphasized, though, that the categorical approach accommodates structural and conceptual refinements as a matter of principle. A reader interested in conceptual distinctions might enjoy testing that principle.

5.3 Turing: Halting is undecidable

The main result presented in Turing's breakthrough paper [171], where he introduced his machines, was that there is no machine that would input descriptions of arbitrary machines, and output a decision whether they halt or diverge. Turing presented the undecidability of this *halting problem* as the negative solution of Hilbert's *Decision Problem* (*Entscheidungsproblem*).

Function halting. For the moment, we reduce halting to totality, and say that a function $f : A \rightarrow B$ halts on a total input $a : A$ if it produces a total output $f(a) : B$. Recall from Sec. 1.4 that $x : X$ is total if

$$\left(I \xrightarrow{x} X \xrightarrow{\bullet} I \right) = \uparrow = \text{id}_I$$

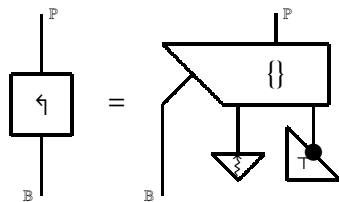
As mentioned in Sec. 2.4.5, the **halting notation**

$$f(a) \downarrow \quad \text{abbreviates} \quad \left(I \xrightarrow{a} A \xrightarrow{f} B \xrightarrow{\bullet} I \right) = \uparrow \quad (5.10)$$

Halting predicates are computable functions $\mathfrak{h} : \mathbb{P} \times \mathbb{P} \times \mathbb{P} \times \mathbb{P} \rightarrow \mathbb{B}$ that input programs $F : \mathbb{P}$, types A, B , and inputs $x : A$, and decide whether the evaluation of F on $x : A$ halts or not:

$$\mathfrak{h}(F, A, B, x) = \begin{cases} \top & \text{if } \{F\}_A^B x \downarrow \\ \perp & \text{otherwise} \end{cases} \quad (5.11)$$

Halting predicates are undecidable, unless $\top = \perp$. Towards a contradiction, assume that there is a decidable halting predicate, and apply it to its own negation, like in Gödel's and Tarski's constructions in the preceding section. This time, though, we need a different negation: it should not just swap the truth values, but it should send a true output of a predicate to a divergent computation. That is what Turing used in his proof. This *divergent* negation \mathfrak{q} is defined as follows:



which gives

$$\mathfrak{q}q(x) = \begin{cases} \hat{} & \text{if } q(x) = \top \\ \top & \text{if } q(x) = \perp \end{cases} \quad (5.12)$$

The function $\mathfrak{q}q : A \rightarrow \mathbb{P}$ thus produces an output precisely when $q : A \rightarrow \mathbb{B}$ is false:

$$\mathfrak{q}q(x) \downarrow \iff \neg q(x) \quad (5.13)$$

Let Ψ be a Kleene fixpoint of \mathfrak{h} , i.e.

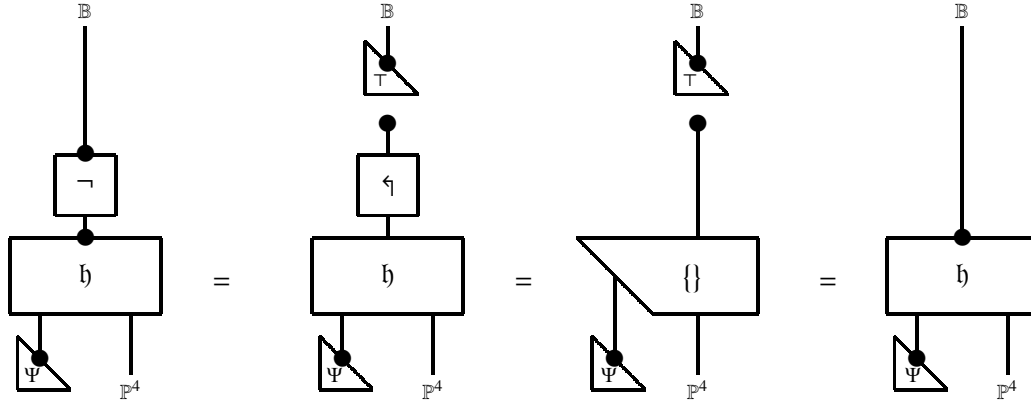
$$\mathfrak{h}(\Psi, \mathbb{P}^4, \mathbb{B}, x) = \{\Psi\}_{\mathbb{P}^4}^{\mathbb{B}} x \quad (5.14)$$

By (5.11), the halting predicate also satisfies

$$\mathfrak{h}(\Psi, \mathbb{P}^4, \mathbb{B}, x) \iff \{\Psi\}_{\mathbb{P}^4}^{\mathbb{B}} x \downarrow \quad (5.15)$$

Hence

$$\neg \mathfrak{h}(\Psi, \mathbb{P}^4, \mathbb{B}, x) \stackrel{(5.13)}{\iff} \mathfrak{h}(\Psi, \mathbb{P}^4, \mathbb{B}, x) \downarrow \stackrel{(5.14)}{\iff} \{\Psi\} x \downarrow \stackrel{(5.15)}{\iff} \mathfrak{h}(\Psi, \mathbb{P}^4, \mathbb{B}, x)$$



Since \neg swaps \top and \perp , the assumption that $\mathfrak{h}(\Psi, \mathbb{P}^4, \mathbb{B}, x): \mathbb{B}$ implies $\top = \perp$ again, and $\top \neq \perp$ implies that \mathfrak{h} is not decidable.

5.4 Rice: Decidable extensional predicates are constant

Last but not least, we confront the original question: *What can we tell about a computation without running it?* For easy programs, we can often tell what they do. For convoluted programs, we cannot, and we tend to blame the programmers. Sometimes they are guilty as accused. In general, they are not, as there are no general, decidable predicates that tell anything at all about the computations just by looking at the programs. To add insult to the injury, asking such questions first leads to predicates over programs that are easy to program but may not terminate, and remain *undecidable*. Later it leads to predicates that are easy to define but impossible to program and remain *uncomputable*.

Constant functions $f : A \longrightarrow B$ produce the same output $b = f(x)$ for all $x : A$. For monoidal functions, this means that for all $x, x' : X \longrightarrow A$ holds $f \circ x = f \circ x'$. Restricting to cartesian functions, it can be shown that $f : A \longrightarrow B$ is constant if and only if

$$f = \left(A \xrightarrow{\top} I \xrightarrow{b} B \right)$$

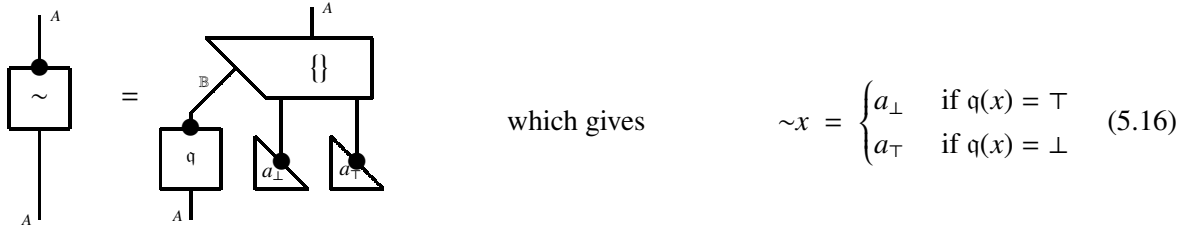
for some $b : B$. Since \top and \perp as the only cartesian elements of \mathbb{B} , there are precisely two constant predicates, written $\top, \perp : A \longrightarrow \mathbb{B}$, provided that $\top : A \longrightarrow I$ is epi, meaning that $\left(A \xrightarrow{\top} I \xrightarrow{x} X \right) =$

$$\left(A \xrightarrow{\cdot} I \xrightarrow{x'} X \right) \text{ implies } x = x'.$$

Swap elements. A predicate $q: A \rightarrow \mathbb{B}$ that is not constant must take both truth values. We define *swap elements* of A with respect to q to be a pair $a_\top, a_\perp : A$ such that

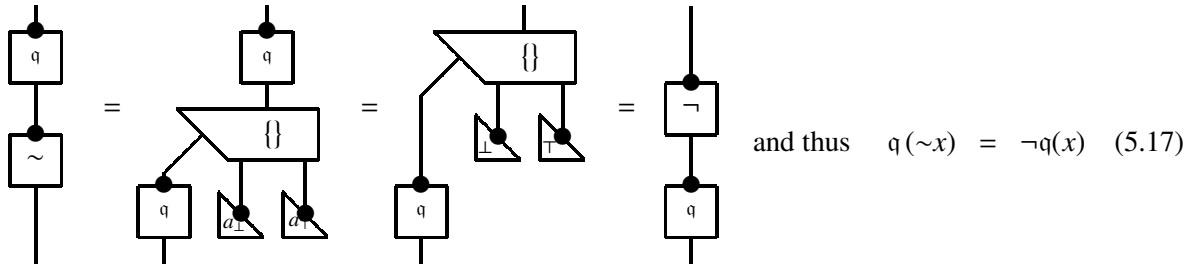
$$q(a_\top) = \top \quad \text{and} \quad q(a_\perp) = \perp$$

A non-constant predicate cannot be both extensional and decidable, unless $\top = \perp$. Towards contradiction, assume that p is decidable and extensional. Using the decidability assumption, this time we define a cartesian function $\sim: A \rightarrow A$ to flip p 's truth values:



$$\sim x = \begin{cases} a_\perp & \text{if } q(x) = \top \\ a_\top & \text{if } q(x) = \perp \end{cases} \quad (5.16)$$

This is a *q-swap negation over A*. It swaps the elements of A into its swap values, so that the truth values of the predicate q get swapped:



$$\text{and thus} \quad q(\sim x) = \neg q(x) \quad (5.17)$$

The Fundamental Theorem gives a Kleene fixpoint $\Psi : \mathbb{P}$ such that

$$\{\sim \Psi\} = \{\Psi\} \quad (5.18)$$

Since p is extensional, (5.18) implies

$$q(\sim \Psi) = q(\Psi) \quad (5.19)$$

Hence

$$q(\Psi) \stackrel{(5.19)}{=} q(\sim \Psi) \stackrel{(5.17)}{=} \neg q(\Psi) \quad \text{!}$$

The assumption that q is a decidable, extensional, and non-constant thus leads to a contradiction. If q is decidable, then $q(\Psi)$ must output a truth value. Then $q(\Psi) = \neg q(\Psi)$ implies $\top = \perp$.

The two ways of living with undecidability. Rice's Theorem is a rigid no-go result, ending all hope for deciding any nontrivial properties of computations by looking at their programs without running them. There are just two ways out of the triviality of the extensional decidable properties:

a) drop the extensionality, and study the decidable *intensional* properties, or

b) drop the decidability, and study the extensional *computable* properties.

Approach (a) leads into the realm of *algorithmics* and computational complexity [8, 20, 121]. It studies the algorithms behind programs and measures the resources needed for program evaluation. Approach (b) leads into the realm of *semantics* and domain theory of computation [2, 65, 178]. It studies the structure of spaces of computable functions as the domains of meaning of computation. We return to this thread in Ch. 9.

5.5 Workout

5.6 Story

6 Computing programs

6.1	Idea of metaprogramming	72
6.2	Compilation and supercompilation	72
6.2.1	Compilation	72
6.2.2	Supercompilation	73
6.3	Metaprogramming hyperfunctions	75
6.3.1	Ackermann's hyperfunction	76
6.3.2	Metaprogramming parametric iteration	78
6.3.3	Metaprogramming a hyperfunction	79
6.4	Metaprogramming ordinals	79
6.4.1	Collection as abstraction	80
6.4.2	Collecting natural numbers: the ordinal ω as a program	83
6.4.3	Transfinite addition	83
6.4.4	Transfinite multiplication	84
6.4.5	Transfinite hyperfunction	85
6.4.6	Background: computable ordinal notations	87
6.5	Workout	88
6.6	Stories	88

6.1 Idea of metaprogramming

Metaprograms are programs that compute programs. The idea is in Fig. 6.1. The computation f is

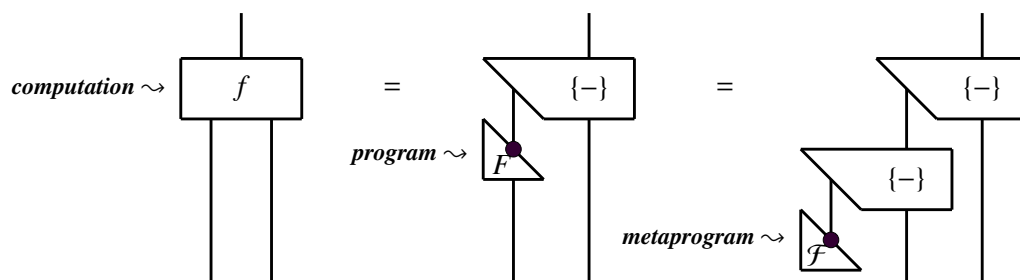


Figure 6.1: Program and metaprogram evaluations

encoded by a program F such that $f = \{F\}$, and F is computed by a metaprogram \mathcal{F} as $F = \{\mathcal{F}\}$. While the theory of computation arose from the idea that computable functions are just those that are programmable, one of the central tenets of the practice of computation has been to use computers to facilitate programming computers. That idea led to the invention of the high-level programming languages and has driven their evolution.

The first equation in Fig. 6.1 says that every computation f has a program F with $f = \{F\}$. The question arises: *How do we find a program F for a given computation f ?* Program evaluators take us from right to left in Fig. 6.1. How do we go from left to right? The answer, displayed already in Fig. 3, is the process of *programming*. It is usually left out of the models of computation, covered by the tacit assumptions that programs are produced by people, and that people live in a different realm from computers. In reality, of course, people and computers intermingle. Even more because they are different. Early on, it became clear that supplying the machine-readable programs was hard, error-prone, and very tedious. So people came up with the idea to use computers to program computers: they programmed them to translate high-level human code into low-level machine code.

6.2 Compilation and supercompilation

6.2.1 Compilation

An important aspect of programming and of the process of software development is that we can write metaprograms not just to translate human programs into machine programs, but also to transform and *improve* programs. This is done by *compilers*. The basic idea is already in Fig. 6.1 (but see also Fig. ??). Besides translating programs, compilers automate some routines, such as memory management. They often also optimize program structure, since what is simple for a programmer may not be efficient for the computer.

A compiler is thus a metaprogram that optimizes program code while translating it from a high-level language into a low-level language. Fig. 6.2 shows the idea from the opposite direction. Here you are given a friendly high-level language \mathbb{H} , with a slow universal evaluator h , and an unfriendly low-level language \mathbb{L} with a fast universal evaluator ℓ . The compilation phase combines the best from both worlds: the friendly high-level programs are transformed into efficient low-level programs. All about

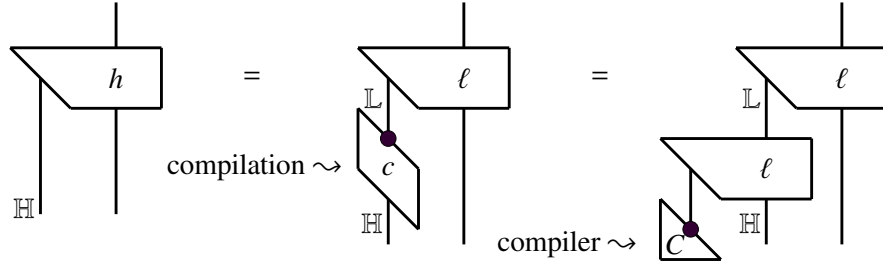


Figure 6.2: Compiler is a metaprogram that transforms programs from High-level language to Low-level language

compilation can be found in the Dragon Book [5].

6.2.2 Supercompilation

Leaving the environment-dependent program-optimizations aside, compilation can systematically improve efficiency of computations already by *partially evaluating the evaluators on code*. This idea was put forward and systematically explored under the name *supercompilation* by Valentin Turchin [169]. Much later, but independently, Yoshihiko Futamura presented in [54] an illuminating family of supercompilation constructions, which came to be called *Futamura projections*.

The initial setting is like in Fig. 6.2. We are given a friendly but inefficient universal evaluator h for a high-level language \mathbb{H} and an unfriendly but efficient evaluator ℓ for a low-level language \mathbb{L} . We need a compiler, to translate easy \mathbb{H} -programs to efficient \mathbb{L} -programs. On the other hand, since the program evaluators h and ℓ are universal, they can be programmed on each other. In other words, there is an \mathbb{L} -program H and an \mathbb{H} -program L such that

$$\{H\}_{\mathbb{L}} = h \quad \text{and} \quad \{L\}_{\mathbb{H}} = \ell$$

Such metaprograms are called *interpreters*: H interprets \mathbb{H} to \mathbb{L} , whereas L interprets \mathbb{L} to \mathbb{H} . It is nice that we can write a low-level interpreter L in a friendly language \mathbb{H} , but if we want to make it efficient, we must compile it to \mathbb{L} . So it is even nicer that we can write the high-level interpreter H in an efficient language \mathbb{L} — *because*

$$\{X\}_{\mathbb{H}} y \stackrel{(0)}{=} \{H\}_{\mathbb{L}} (X, y) \stackrel{(1)}{=} \{[H]_{\mathbb{L}} X\}_{\mathbb{L}} y$$

Partially evaluating the \mathbb{H} -to- \mathbb{L} -interpreter H on \mathbb{H} -programs X thus compiles the \mathbb{H} -programs to \mathbb{L} . This is displayed in Fig. 6.3. A program transformer in the form $C_1 = [H]$ is an instance of the *first Futamura projection*.

An \mathbb{H} -to- \mathbb{L} -compilation can thus be realized by partially evaluating an \mathbb{H} -to- \mathbb{L} -interpreter. But where is the underlying \mathbb{H} -to- \mathbb{L} -compiler? Since ℓ is a universal evaluator, there is of course an \mathbb{L} -program S that implements the partial \mathbb{L} -evaluator and which can then be partially evaluated itself, giving

$$[X]_{\mathbb{L}} y \stackrel{(2)}{=} \{S\}_{\mathbb{L}} (X, y)$$

Metaprograms that implement partial evaluators are usually called *specializers*, just like programs that

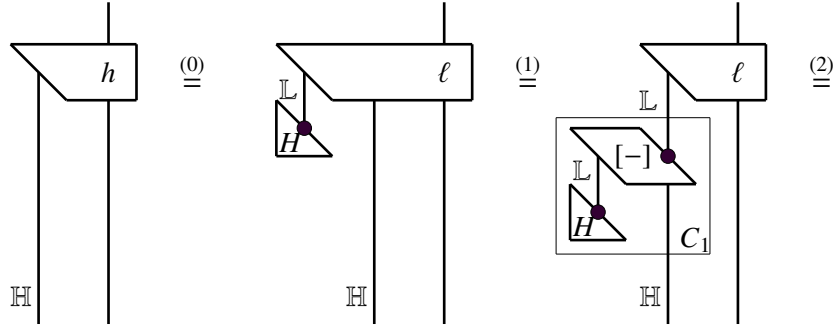


Figure 6.3: First Futamura projection: Compilation by partial evaluation of an interpreter

implement universal evaluators are called interpreters. Now partially evaluating S just like we partially evaluated H gives

$$\{S\}_{\mathbb{L}}(X, y) \stackrel{(3)}{=} \{[S]_{\mathbb{L}} X\}_{\mathbb{L}} y$$

Fig. 6.4 displays an interesting phenomenon: *partially evaluating a **specializer** on an **interpreter** gives a **compiler***. A compiler in the form $C_2 = [S]_{\mathbb{L}} H$ is called a *second Futamura projection*.

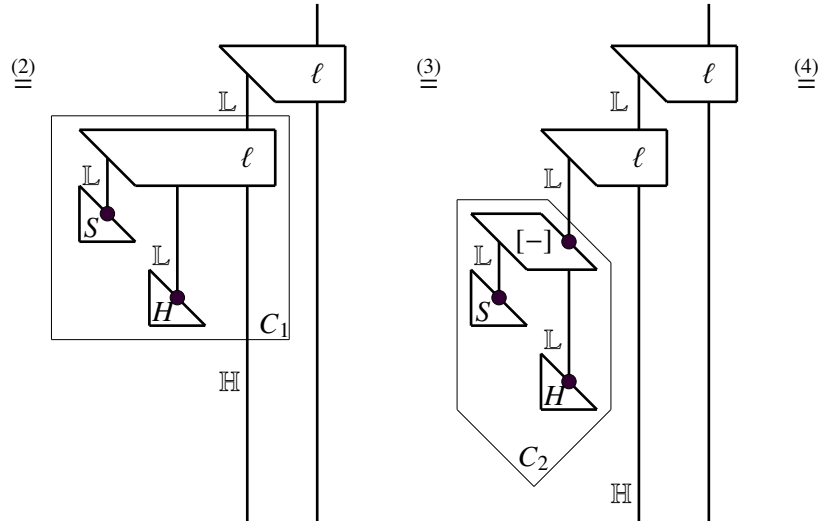


Figure 6.4: Second Futamura projection: A compiler by partial evaluation of a specializer on an interpreter

If the cost of the compiler itself is taken into account, then there is a sense in which compilation by partial evaluation is optimal. Can a further compilation gain be obtained by iterating the same trick? Well, there is still a partial evaluator inside C_2 , which means that the specializer S can be partially evaluated again. The thing is that the partial evaluators inside C_2 partially evaluates S itself. So now we have

$$[S]_{\mathbb{L}} H \stackrel{(4)}{=} \{S\}_{\mathbb{L}}(S, H)$$

which now partially evaluates to

$$\{S\}_{\mathbb{L}}(S, H) \stackrel{(5)}{=} \{[S]_{\mathbb{L}} S\}_{\mathbb{L}} H$$

Fig. 6.5 shows that the program in the form $C_3 = [S]_{\mathbb{L}} S$, called the *third Futamura projection*, generates a compiler, since $\{C_3\}_{\mathbb{L}} = C_2$, and C_2 is a compiler. So we have yet another interesting phenomenon:

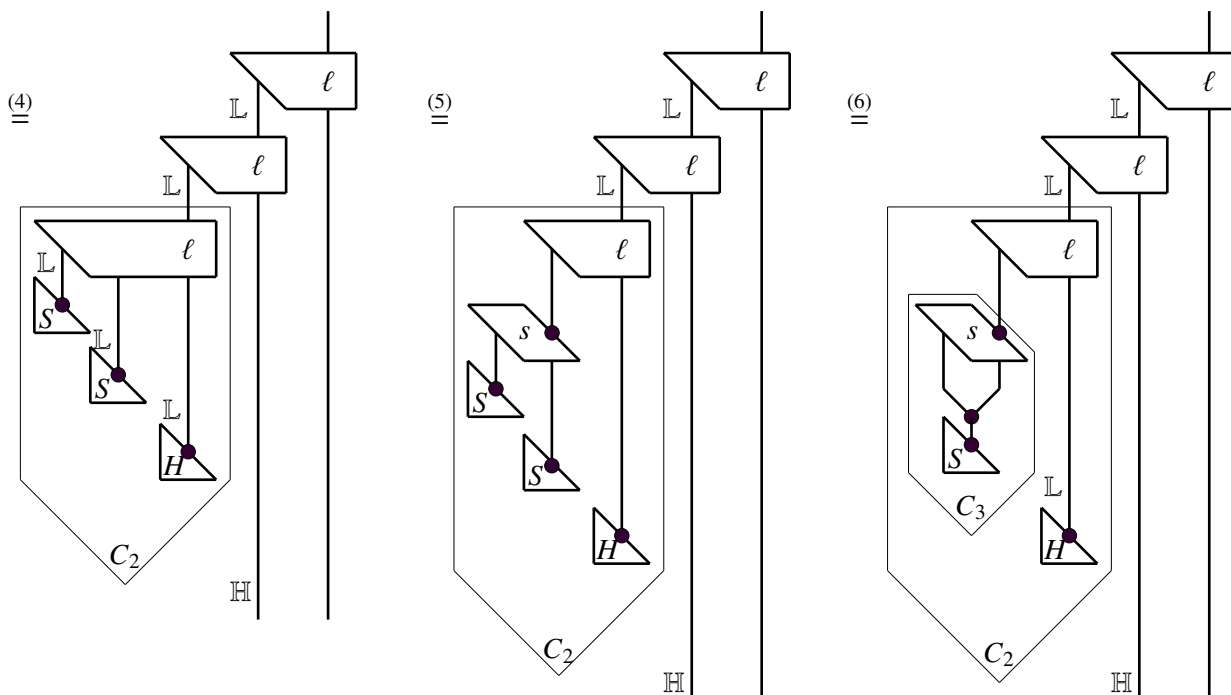


Figure 6.5: Third Futamura projection: A compiler generator by partial evaluation of a specializer on itself

partially evaluating a *specializer* on a *specializer* gives a *compiler generator*. So we have

$$\{x\}_{\mathbb{H}} y = \{C_1 x\}_{\mathbb{L}} y \quad \text{and} \quad C_1 = \{C_2\}_{\mathbb{L}} \quad \text{and} \quad C_2 = \{C_3\}_{\mathbb{L}}$$

Partially evaluating these metaprograms each time improves the execution of some programs. Sometimes significantly! If a speedup by a factor 10 is incurred each time, then applying the three Futamura projections one after the other gives a speedup by a factor 1000.

6.3 Metaprogramming hyperfunctions

So far, we studied the role of metaprogramming in the system programming. System programs manage programs, so it is natural that many of them are metaprograms. But metaprogramming is also an important technique in application programming. Some functions are hard to program but easy to metaprogram. In other words, it may be hard to write a program to compute a function, but easy to write a program that will output a program that will compute the function.

How can this be? An intuitive but vague way to understand this is to remember that, in many sports, it is easier to be the coach, than to be a player. Metaprograms can coach programs towards better computations. A more specific reason why metaprogramming often simplifies application programming is that a function, say $f : A \times A \rightarrow B$, may be such that

- the function $\hat{f} : A \rightarrow B$ defined by $\hat{f}(x) = f(x, x)$ is hard to program, but
- the functions $f_a : A \rightarrow B$, where $f_a(x) = f(a, x)$ for $a \in A$ (or $f^a : A \rightarrow B$, where $f^a(x) = f(x, a)$) are much easier.¹

This means that it is hard to find a program \hat{F} such that $\{\hat{F}\} = \hat{f} : A \rightarrow B$, but easy to find a metaprogram F such that $\{F\} : A \rightarrow \mathbb{P}$ gives $\{\{F\}a\} = f_a : A \rightarrow B$ for every $a \in A$. The metaprogram F thus computes the partial evaluations of a computation for $f : A \times A \rightarrow B$ over the first argument. Another metaprogram \tilde{F} would give the partial evaluations $\{\tilde{F}\} : A \rightarrow \mathbb{P}$ over the second argument, i.e. $\{\{\tilde{F}\}a\} = f^a : A \rightarrow B$. Functional programming (in languages like Lisp or Haskell) is particularly well suited for such metaprogramming ideas. On the imperative side, the language Nim is designed with an eye on metaprogramming: as a high-level language that compiles to high level programming languages, including C++ and JavaScript.

6.3.1 Ackermann's hyperfunction

In Exercises 4.5, we saw how arithmetic operations arise from one another, starting from the *successor* $s(n) = 1 + n$, and then proceeding with

- *addition* $m + (-) : \mathbb{N} \rightarrow \mathbb{N}$ as iterated successor,
- *multiplication* $m \cdot (-) : \mathbb{N} \rightarrow \mathbb{N}$ as iterated addition,
- *exponentiation* $m^{(-)} : \mathbb{N} \rightarrow \mathbb{N}$ as iterated multiplication.

It is clear that the sequence continues, provided that we surmount the notational obstacle of iterated exponentiation in the form:

$$m^{m^{\dots m}}$$

which seems hard to iterate any further. But just a cosmetic change in notation, writing the exponentiation in the form $m \uparrow n$ instead of m^n , allows listing a recurrent sequence of recursive definitions of basic arithmetic operations:

$1+0 = 1$	$1+(n+1) = (1+n) + 1$
$m+0 = m$	$m+(n+1) = 1+(m+n)$
$m \cdot 0 = 0$	$m \cdot (n+1) = m+(m \cdot n)$
$m \uparrow 0 = 1$	$m \uparrow (n+1) = m \cdot (m \uparrow n)$
$m \uparrow \uparrow 0 = 1$	$m \uparrow \uparrow (n+1) = m \uparrow (m \uparrow \uparrow n)$
$m \uparrow \uparrow \uparrow 0 = 1$	$m \uparrow \uparrow \uparrow (n+1) = m \uparrow \uparrow (m \uparrow \uparrow \uparrow n)$
	\dots

¹Such examples anticipate the realm of *parametric* complexity: a computation may be more complex in one argument and less complex in another argument. Partially evaluating over the complex argument then localizes the complexity at the metaprogram.

After the base cases settle on the multiplicative unit 1, this sequence of recursive definitions boils down to the equations

$$\begin{aligned} m \uparrow^0 n &= mn \\ m \uparrow^{1+k} 0 &= 1 \\ m \uparrow^{1+k} (1+n) &= m \uparrow^k (m \uparrow^{1+k} n) \end{aligned} \tag{6.1}$$

The question whether these equations can be subsumed under primitive recursion was explored by Wilhelm Ackermann². It is easy to see that the function $\uparrow: \mathbb{N} \times \mathbb{N} \times \mathbb{N} \rightarrow \mathbb{N}$ grows very fast:

$$\begin{aligned} 3 \uparrow^0 2 &= 3 \cdot 2 = 6 \\ 3 \uparrow^1 2 &= 3^2 = 9 \\ 3 \uparrow^2 2 &= 3 \uparrow 3 = 3^3 = 27 \\ 3 \uparrow^3 2 &= 3 \uparrow^2 3 = 3 \uparrow 3 \uparrow 3 = 7,625,597,484,987 \\ 3 \uparrow^4 2 &= 3 \uparrow^3 3 = 3 \uparrow^2 3 \uparrow^2 3 = 3 \uparrow^2 7,625,597,484,987 \\ &= \underbrace{3 \uparrow 3 \uparrow 3 \uparrow 3 \uparrow \dots \uparrow 3}_{7,625,597,484,987 \text{ times}} \\ &\dots \end{aligned}$$

Ackermann proved that it grows faster than any primitive recursive function. One way to see this is to show that for every primitive recursive function $f: \mathbb{N}^\ell \rightarrow \mathbb{N}$ there is a number k_f such that $f(n_1, n_2, \dots, n_\ell) < 2 \uparrow^{k_f} \bar{n}$, where $\bar{n} = \sum_{i=1}^\ell n_i$. Another way will be sketched as an exercise at the end of this chapter.

The arithmetic operation $\uparrow: \mathbb{N} \times \mathbb{N} \times \mathbb{N} \rightarrow \mathbb{N}$ is sometimes called a *hyperfunction*. Our goal is to show that it is easy to metaprogram. Replacing the infix notation \uparrow with the prefix notation $\epsilon_k(n, m) = m \uparrow^k n$, equations (6.1) become

$$\begin{aligned} \epsilon_0(n, m) &= m \cdot n \\ \epsilon_{k+1}(n, m) &= \epsilon_k^{\bullet n}(m, 1) \end{aligned} \tag{6.2}$$

where

$$f^{\bullet n}(m, x) = \begin{cases} x & \text{if } n = 0 \\ \underbrace{f(m, f(m, \dots f(m, x) \dots))}_{n \text{ times}} & \text{otherwise} \end{cases}$$

is the *parametrized iteration* operation

$$\frac{n \in \mathbb{N} \quad f: M \times A \rightarrow A}{f^{\bullet}: \mathbb{N} \times M \times A \rightarrow A}$$

defined by

$$\begin{aligned} f^{\bullet 0}(m, x) &= x \\ f^{\bullet n+1}(m, x) &= f(m, f^{\bullet n}(m, x)) \end{aligned} \tag{6.3}$$

²The \uparrow notation is due to Don Knuth.

The **task** is thus to metaprogram (6.3), and use it to program (6.2)

Hierarchy of recursive functions. Andrzej Grzegorzcyk [64] stratified the recursive functions into a tower

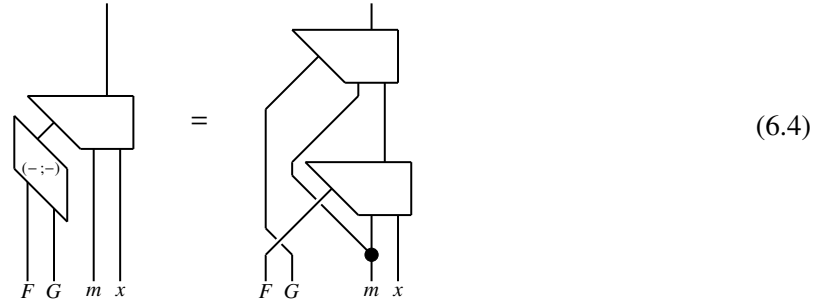
$$\begin{array}{ccccccccccc} \mathcal{E}^0 & \subset & \mathcal{E}^1 & \subset & \mathcal{E}^2 & \subset & \mathcal{E}^3 & \subset & \mathcal{E}^4 & \subset & \mathcal{E}^5 & \subset & \dots & \subset & \mathcal{E}^{k+2} & \subset & \dots \\ \Psi & & \Psi & & \Psi & & \Psi & & \Psi & & \Psi & & \dots & & \Psi & & \dots \\ \mathbf{s} & & + & & \times & & \uparrow & & \uparrow^2 & & \uparrow^3 & & \dots & & \uparrow^k & & \dots \end{array}$$

where each class also contains the data services and is closed under the composition. He proved that that every recursive function is contained in \mathcal{E}^k for some k .

6.3.2 Metaprogramming parametric iteration

In most programming languages, the sequential composition of programs, usually written as a semi-colon, allows that the composed programs share a parameter, passed through the composition. Denoting the parameter as m , the sequential composition is thus in the form

$$\{F; G\}(m, x) = \{G\}(m, \{F\}(m, x))$$



Let $(-;-) : \mathbb{P} \times \mathbb{P} \rightarrow \mathbb{P}$ be the program operation defined by (6.4)³. Iterating this operation on a program iterates its execution

$$\underbrace{\{F; F; \dots; F\}}_{n \text{ times}}(m, x) = \underbrace{\{F(m, \{F(m, \dots \{F(m, x))\} \dots))\}}_{n \text{ times}} = \{F\}^{\bullet n}(m, x)$$

To iterate this parametrized sequential composition, we define the program operation $\widetilde{\iota} : \mathbb{P} \times \mathbb{P} \times \mathbb{N} \rightarrow \mathbb{P}$ by

$$\widetilde{\iota}(p, F, n) = \text{ifte}(0^{\flat}(n), I, (\{p\}(F, \mathbf{r}(n)) ; F))$$

where $\{I\}$ is a program for the identity, and $\mathbf{r}n$ is the predecessor of n , which is 0 when n is 0. If J is the Kleene fixed point of $\widetilde{\iota}$, then for $\iota = \{J\}$ holds

$$\begin{aligned} \iota(F, n) &= \{J\}(F, n) = \widetilde{\iota}(J, F, n) = \{J\}(F, n-1); F = \{J\}(F, n-2); F; F = \dots \\ &\dots = \widetilde{\iota}(J, F, 1); \underbrace{F; F; \dots; F}_{n-1 \text{ times}} = \widetilde{\iota}(J, F, 0); \underbrace{F; F; \dots; F}_{n \text{ times}} = I; \underbrace{F; F; \dots; F}_{n \text{ times}} \end{aligned}$$

³In the preceding chapter, we defined sequential composition and parallel composition ignoring the parameters, for simplicity. In programming languages, most program operations are implemented with parameters, for convenience.

and thus

$$\{\iota(F, n)\}(m, x) = \{I; \underbrace{F; F; \dots; F}_{n \text{ times}}\}(m, x) = \{F\}^{\bullet n}(m, x)$$

6.3.3 Metaprogramming a hyperfunction

Given $\iota = \{J\}$ let W be the program such that

$$\{W\}(F, n, m) = \{\iota(F, n)\}(m, 1) = \{F\}^{\bullet n}(m, 1)$$

so that

$$\{[W] F\}(n, m) = \{F\}^{\bullet n}(m, 1)$$

Using this $[W] : \mathbb{P} \longrightarrow \mathbb{P}$, define

$$\widetilde{e}(p, k) = \text{ifte}(0^?(k), \Xi, [W](\{p\}(\mathbf{rk})))$$

where $\{\Xi\}(n, m) = m \cdot n$. Now if E is the Kleene fixed point of \widetilde{e} , then $e = \{E\}$ satisfies

$$\begin{aligned} \{e(k)\}(n, m) &= \{\{E\}k\}(n, m) = \{\widetilde{e}(E, k)\}(n, m) \\ &= \begin{cases} m \times n & \text{if } k = 0 \\ \{[W](\{E\}(k-1))\}(n, m) & \text{otherwise} \end{cases} \\ &= \begin{cases} m \times n & \text{if } k = 0 \\ \{\{E\}(k-1)\}^{\bullet n}(m, 1) & \text{otherwise} \end{cases} \\ &= \begin{cases} m \times n & \text{if } k = 0 \\ \{e(k-1)\}^{\bullet n}(m, 1) & \text{otherwise} \end{cases} \end{aligned}$$

Thus the hyperoperation that we sought to metaprogram is $\epsilon_k = \{e(k)\}$, since this gives

$$\epsilon_k(n, m) = \begin{cases} m \times n & \text{if } k = 0 \\ \epsilon_{k-1}^{\bullet n}(m, 1) & \text{else} \end{cases}$$

as desired. The construction is summarized in Fig. 6.6.

6.4 Metaprogramming ordinals

We saw in Sec. 4.2 how to represent natural numbers as programs. Now we proceed to represent transfinite ordinal numbers as metaprograms. Finite descriptions of infinite processes are, of course, the beating heart of computation and of language in general. All sentences, all conversations, all books and programs in all languages are all generated by finitely many rules from finitely many words. But the finite metaprograms for transfinite numbers are not just another avatar of this miracle but also a striking example iteration and a striking display of dynamics of convergence and divergence in computation.

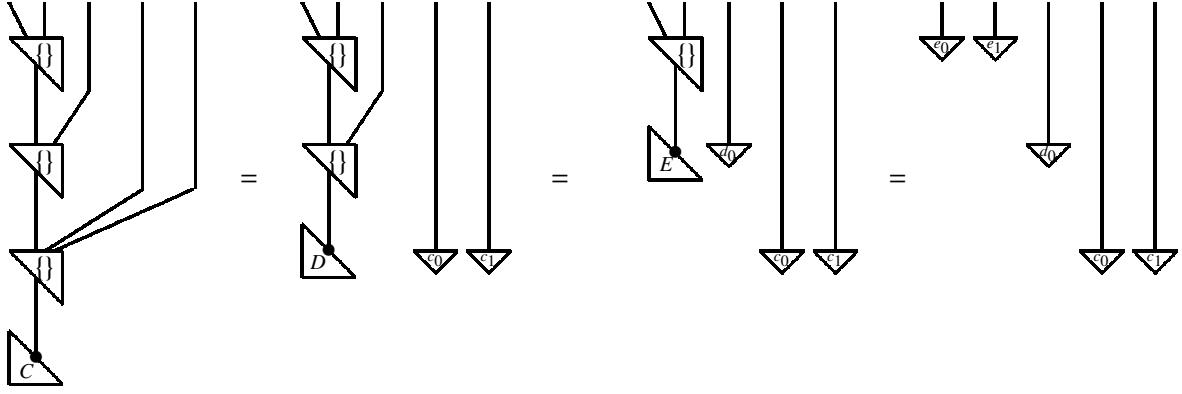


Figure 6.7: The set $c = \{c_0, c_1, \{d_0, \{e_0, e_1\}\}\}$ represented as a program C .

Infinite sequences. The simplest way to generate an infinite sequence is the induction, i.e. counting infinitely long. This means that we start from the beginning $b : B$, and repeat the counting step $\sigma : B \rightarrow B$ forever. The infinite sequence arises:

$$s_0 = b, \quad s_1 = \sigma(b), \quad s_2 = \sigma^2(b), \quad s_3 = \sigma^3(b), \quad s_4 = \sigma^4(b), \dots \quad (6.5)$$

In a universe of sets, this sequence can be collected into a set without much ado

$$s = \{s_0, s_1, s_2, \dots, s_n, \dots\}$$

If s is a *fundamental* sequence, i.e. it satisfies

$$s_0 < s_1 < s_2 < s_3 < s_4 < \dots \quad (6.6)$$

where $<$ is the transitive closure of the element relation, i.e.

$$x < y \iff \exists x_1 x_2 \dots x_n. x \in x_0 \in x_1 \in x_2 \in \dots \in y$$

then

In a computer, the same can be done along the lines of Fig. 6.7. In particular, the set \mathbb{N} of the natural numbers represented as programs in Sec. 4.2.3 can be collected into a single program, corresponding to the first infinite ordinal ω .

Infinite iterated abstractions. The pattern in Fig. 6.7 suggests that the sequence $s_0, s_1, \dots, s_n, \dots$ could be captured by a sequence of programs $S_0, S_1, \dots, S_n, \dots$ with $\{S_n\} = \langle S_{n+1}, s_n \rangle$ for all $n \in \mathbb{N}$. Unfortunately, the equation $\{S_n\} = \langle S_{n+1}, s_n \rangle$ implies that if $\{S_{n+1}\}$ is of type X , then $\{S_n\}$ must be of type $X \times \mathbb{P}$. Allow n to be arbitrarily large makes the type of $\{S_0\}$ into an infinite product. This problem can be avoided by using the internal pairing $\lceil -, - \rceil : \mathbb{P} \times \mathbb{P} \rightarrow \mathbb{P}$ instead of the product types. We are thus looking for a program S and the function $\wr \sigma \wr$ obtained by executing it, such that

$$\wr \sigma \wr x = \{S\}x = \lceil \{S\}(\sigma(x)), x \rceil = \lceil \wr \sigma \wr (\sigma(x)), x \rceil \quad (6.7)$$

The program S can be constructed as a Kleene fixpoint of the function

$$\widehat{\sigma}(p, x) = \lceil \{p\}(\sigma(x)), x \rceil \quad (6.8)$$

in Fig. 6.8. The equation $\lambda\sigma\mathcal{S}(\sigma(x)) = \lfloor \lambda\sigma\mathcal{S}(x) \rfloor_0$, derived in Fig. 6.9, implies that the inductively defined

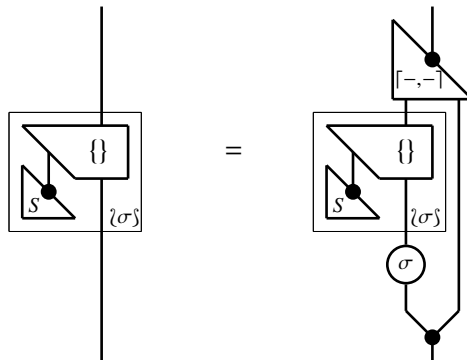


Figure 6.8: The Kleene fixpoint S of $\widehat{\sigma}$ induces $\lambda\sigma\mathcal{S}(x) = \{S\}x$ so that $\lambda\sigma\mathcal{S}(x) = \lceil \lambda\sigma\mathcal{S}(\sigma(x)), x \rceil$

sequence in (6.5) now unfolds from a single program

$$\lambda\sigma\mathcal{S}_b = \lceil \lambda\sigma\mathcal{S}_{s_1}, s_0 \rceil = \lceil \lceil \lambda\sigma\mathcal{S}_{s_2}, s_1 \rceil, s_0 \rceil = \lceil \lceil \lceil \lambda\sigma\mathcal{S}_{s_3}, s_2 \rceil, s_1 \rceil, s_0 \rceil = \lceil \lceil \lceil \lceil \lambda\sigma\mathcal{S}_{s_4}, s_3 \rceil, s_2 \rceil, s_1 \rceil, s_0 \rceil = \dots \quad (6.9)$$

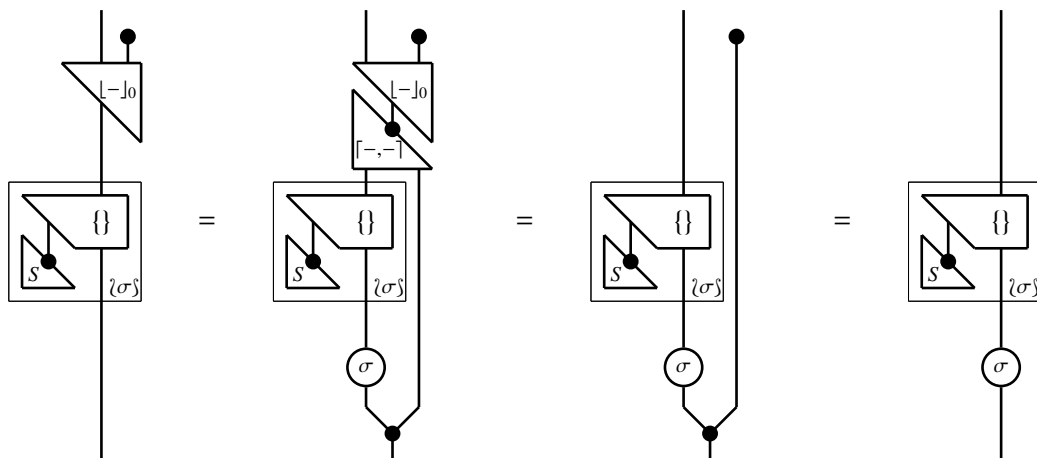


Figure 6.9: The function $\lambda\sigma\mathcal{S} = \{S\}$ iterates σ within the first projections $\lfloor \lambda\sigma\mathcal{S}(x) \rfloor_0 = \lambda\sigma\mathcal{S}(\sigma(x))$

Since $\lambda\sigma\mathcal{S}(b)$ projects out each $s_n = \sigma^n(b)$, for all $n = 0, 1, 2, \dots$, after n iterated evaluations, it is the least upper bound of the sequence, i.e. the minimal extension of its well-order:

$$b < \sigma(b) < \sigma^2(b) < \sigma^3(b) < \sigma^4(b) < \dots < \lambda\sigma\mathcal{S}(b) = \bigvee_{n=0}^{\infty} \sigma^n(b) \quad (6.10)$$

The ordinal type $1 + \omega$ is defined by adjoining an element at the bottom of ω . The ordinal type $\omega + 1$ is defined by adjoining an element at the top of ω . It is easy to see that $1 + \omega$ is order-isomorphic to ω , whereas $\omega + 1$ is not.

Extending the program $\overline{\omega} = \zeta s(\overline{0})$ with an application of s before the input $\overline{0}$ is fed to ζs yields $\overline{1 + \omega} = \zeta s(s(\overline{0}))$. The evaluation order of $\overline{\omega}$ is thus extended in $\overline{1 + \omega}$ with an additional step at the beginning. Defining in general $\overline{n + \omega} = \zeta s(s^n(\overline{0}))$, with n additional steps adjoined at the beginning, leads to the fundamental sequence

$$\overline{\omega} = \zeta s(s^0(\overline{0})), \quad \overline{1 + \omega} = \zeta s(s^1(\overline{0})), \quad \overline{2 + \omega} = \zeta s(s^2(\overline{0})), \quad \overline{3 + \omega} = \zeta s(s^3(\overline{0})), \dots \quad (6.13)$$

But the evaluation orders of all $\overline{n + \omega} = \zeta s(s^n(\overline{0}))$ are in fact the same like $\overline{\omega}$: they all just iterate the computation ζs . The order-isomorphisms of the ordinals $n + \omega$ and ω are implemented on the representations $\overline{n + \omega}$ and $\overline{\omega}$ by precomposing with the predecessor or the successor functions.

Extending the program $\overline{\omega} = \zeta s(\overline{0})$ by applying s to the output yields $\overline{\omega + 1} = s(\zeta s(\overline{0}))$. Its evaluation order is thus extended with an additional step adjoined at the end. The general definition $\overline{\omega + n} = s^n(\zeta s(\overline{0})) = s^n(\overline{\omega})$ adjoins n additional steps at the end. The fundamental sequence induced by counting up the n is now

$$\overline{\omega} = s^0(\overline{\omega}), \quad \overline{\omega + 1} = s^1(\overline{\omega}), \quad \overline{\omega + 2} = s^2(\overline{\omega}), \quad \overline{\omega + 3} = s^3(\overline{\omega}), \quad \overline{\omega + 4} = s^4(\overline{\omega}), \dots \quad (6.14)$$

The well-ordering and its least upper bound now become

$$\overline{\omega} < \overline{\omega + 1} < \overline{\omega + 2} < \overline{\omega + 3} < \overline{\omega + 4} < \dots < \overline{\omega + \omega} \quad (6.15)$$

where

$$\overline{\omega + \omega} = \zeta s(\overline{\omega}) = \zeta s(\zeta s(\overline{0})) \quad (6.16)$$

The evaluation unfolding of the second component is displayed in Fig. 6.11. The evaluation unfolding of the first component would add Fig. 6.10 at the bottom of Fig. 6.11. The ordinal type $\omega + \omega$ consists of two copies of ω , one after the other, and the evaluation of $\overline{\omega + \omega}$ reproduces that order.

6.4.4 Transfinite multiplication

The multiplication of infinite ordinals is iterated addition, just like in the finite case. While the ordinal $2 \times \omega$ consists of ω copies of 2, the ordinal $\omega \times 2$ consists of 2 copies of ω , i.e. $\omega \times 2 = \omega + \omega$, and hence $\overline{\omega \times 2} = \overline{\omega + \omega} = \zeta s \circ \zeta s(\overline{0}) = \zeta s^2(\overline{0})$. The fundamental sequence is now

$$\overline{\omega \times 0} = \zeta s^0(\overline{0}), \quad \overline{\omega \times 1} = \zeta s^1(\overline{0}), \quad \overline{\omega \times 2} = \zeta s^2(\overline{0}), \quad \overline{\omega \times 3} = \zeta s^3(\overline{0}), \quad \overline{\omega \times 4} = \zeta s^4(\overline{0}), \dots \quad (6.17)$$

Following (6.10), we now get

$$\overline{0} < \overline{\omega} < \overline{\omega \times 2} < \overline{\omega \times 3} < \overline{\omega \times 4} < \dots < \overline{\omega \times \omega} \quad (6.18)$$

where

$$\overline{\omega \times \omega} = \zeta \zeta s(\overline{0}) \quad (6.19)$$

The evaluation is unfolded in Fig. 6.12. Each ζs -box in Fig. 6.12 further unfolds like in Fig. 6.10. The evaluation order thus consists of ω copies of ω , as a representation of $\omega \times \omega$ should.

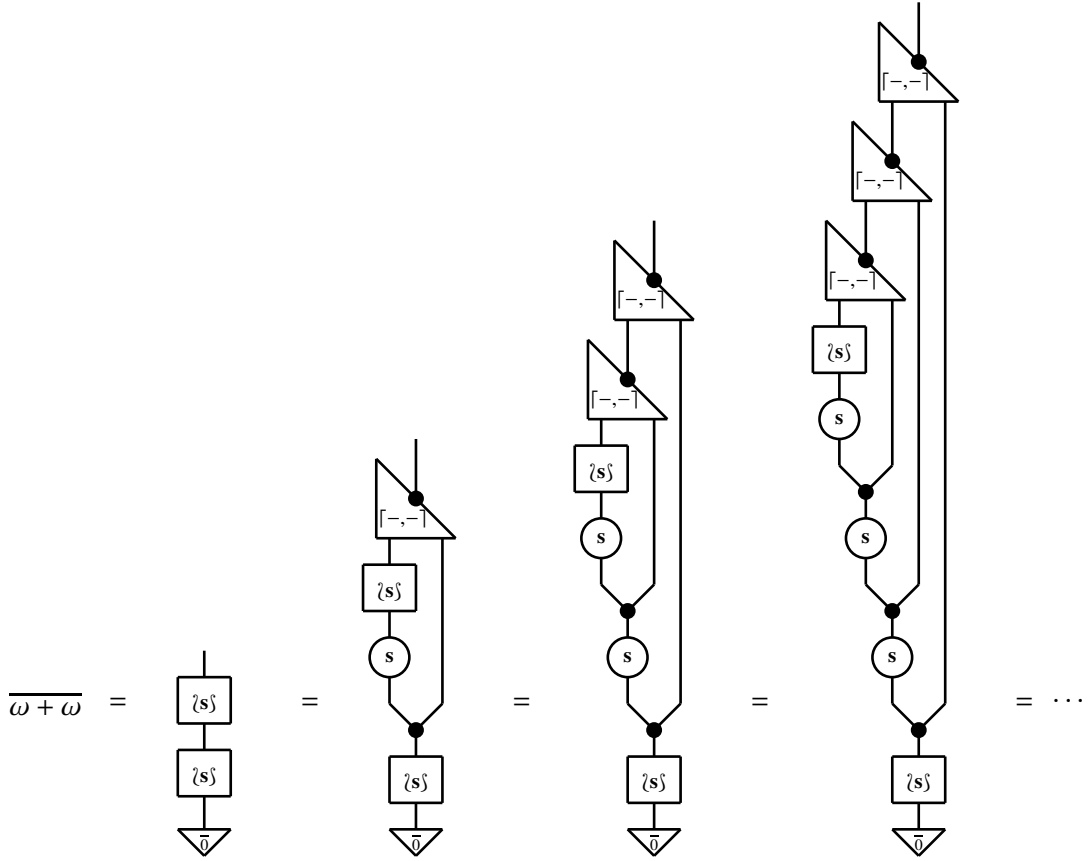


Figure 6.11: The ordinal $\omega + \omega$ appears as the evaluation order of the program $\overline{\omega + \omega} = \lambda s.(\lambda s.(\lambda s.0))$.

6.4.5 Transfinite hyperfunction

Like in the finite case, the exponentiation of infinite ordinals is iterated multiplication again, with

$$\omega^2 = \omega \times \omega \quad \text{suggesting the representation} \quad \overline{\omega^2} = \overline{\omega \times \omega} = \lambda \lambda s.(\lambda s.(\lambda s.0))$$

The fundamental sequence of metaprograms for finite exponents thus becomes

$$\overline{\omega^0} = \overline{1}, \quad \overline{\omega^1} = \lambda s.(\lambda s.0), \quad \overline{\omega^2} = \lambda \lambda s.(\lambda s.(\lambda s.0)), \quad \overline{\omega^3} = \lambda \lambda \lambda s.(\lambda s.(\lambda s.(\lambda s.0))), \quad \overline{\omega^4} = \lambda \lambda \lambda \lambda s.(\lambda s.(\lambda s.(\lambda s.(\lambda s.0)))), \dots \quad (6.20)$$

To iterate the λ -construction, we need a program transformer \mathbf{w} such that

$$\lambda \{q\} = \{\mathbf{w}(q)\} \quad (6.21)$$

Recalling $\lambda \sigma.(x)$, was defined in (6.7) to unfold to $[\lambda \sigma.(\sigma(x)), x]$, the program transformer \mathbf{w} can thus be obtained by partially evaluating the Kleene fixpoint W of the function

$$\widehat{w}(p, q, x) = [\{p\}(\{q\}x), x] \quad (6.22)$$

as displayed in Fig. 6.13. The ordinal representations so far can be reconstructed using a program N for

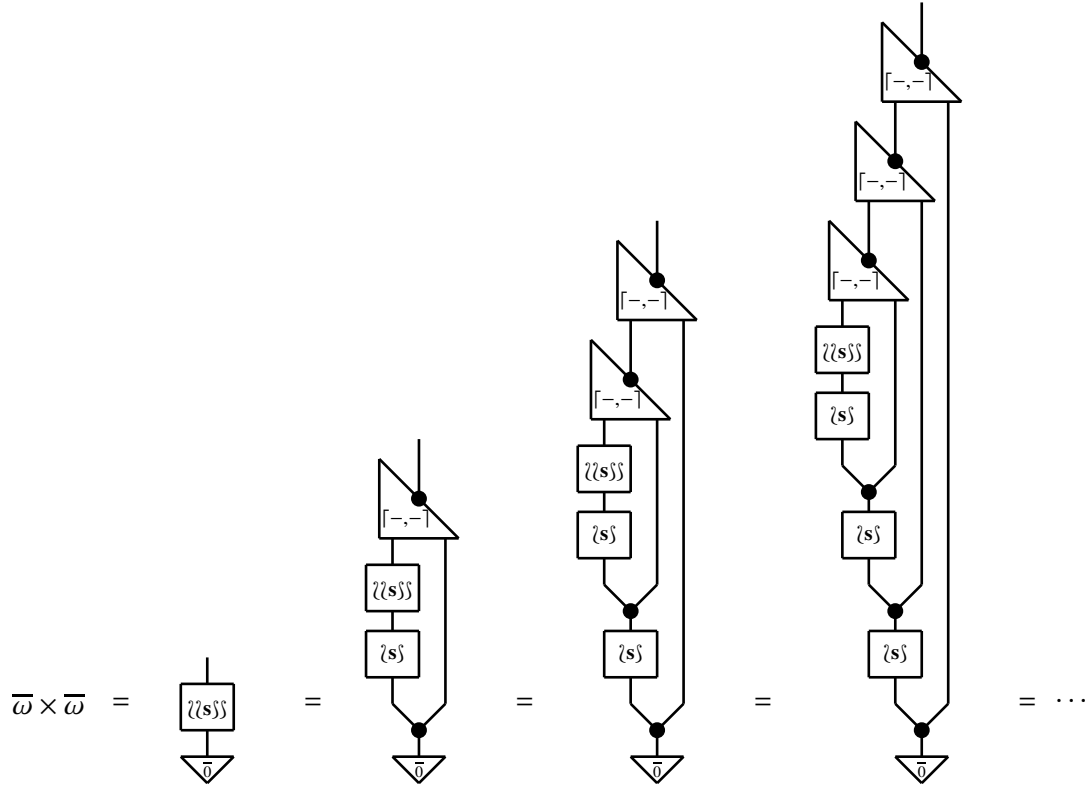


Figure 6.12: The ordinal $\omega \times \omega$ appears as the evaluation order of the program $\overline{\omega \times \omega} = \{\{s\}\}(\overline{0})$.

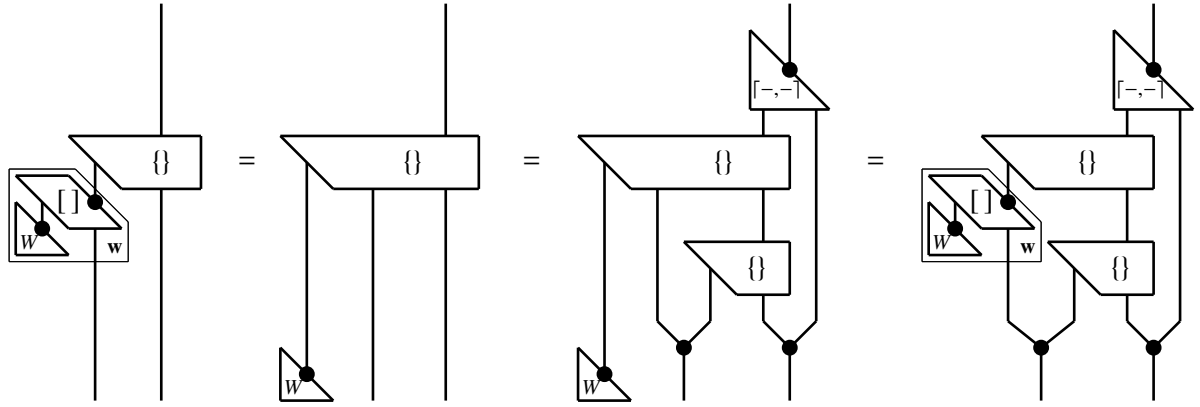


Figure 6.13: If $\{W\}(q, x) = \{\{W\}(q, \{q\}x), x\}$, then $\mathbf{w} = [W]$ gives $\{\mathbf{w}(q)\} = \{\{q\}\}$

the successor function $\mathbf{s} = \{N\}$, in the form

$$\begin{aligned}\overline{\omega} &= \{\mathbf{w}(N)\}\overline{0} \\ \overline{\omega + \omega} &= \{\mathbf{w}(N)\}^2\overline{0} \\ \overline{\omega \times \omega} &= \{\mathbf{w}^2(N)\}\overline{0} \\ \overline{\omega^\omega} &= \{\mathbf{w}^{(2)}(N)\}\overline{0}\end{aligned}$$

where $\mathbf{w}^{(2)}$ is the iterator of \mathbf{w} , i.e.

$$\{\mathbf{w}^{(2)}(q)\} = \{\mathbf{w} \circ \mathbf{w}^{(2)}(q)\} = \{\mathbf{w} \circ \mathbf{w} \circ \mathbf{w}^{(2)}(q)\} = \{\mathbf{w} \circ \mathbf{w} \circ \mathbf{w} \circ \mathbf{w}^{(2)}(q)\} = \dots$$

Continuing with the iterations

$$\begin{aligned} \{\mathbf{w}^{(3)}(q)\} &= \{\mathbf{w}^{(2)} \circ \mathbf{w}^{(3)}(q)\} = \{\mathbf{w}^{(2)} \circ \mathbf{w}^{(2)} \circ \mathbf{w}^{(3)}(q)\} = \{\mathbf{w}^{(2)} \circ \mathbf{w}^{(2)} \circ \mathbf{w}^{(2)} \circ \mathbf{w}^{(3)}(q)\} = \dots \\ \{\mathbf{w}^{(4)}(q)\} &= \{\mathbf{w}^{(3)} \circ \mathbf{w}^{(4)}(q)\} = \{\mathbf{w}^{(3)} \circ \mathbf{w}^{(3)} \circ \mathbf{w}^{(4)}(q)\} = \{\mathbf{w}^{(3)} \circ \mathbf{w}^{(3)} \circ \mathbf{w}^{(3)} \circ \mathbf{w}^{(4)}(q)\} = \dots \\ &\dots \quad \dots \quad \dots \end{aligned}$$

we reconstruct the ordinal version of the Ackermann hyperfunction

$$\begin{aligned} \overline{\omega \uparrow \omega} &= \overline{\omega^\omega} = \overbrace{\omega \times \omega \times \omega \times \dots}^{\omega \text{ times}} = \{\mathbf{w}^{(2)}(N)\} \bar{0} \\ \overline{\omega \uparrow \uparrow \omega} &= \overbrace{\omega \uparrow \omega \uparrow \omega \uparrow \omega \uparrow \omega \uparrow \dots}^{\omega \text{ times}} = \{\mathbf{w}^{(3)}(N)\} \bar{0} \\ &\dots \\ \overline{\omega \uparrow^{1+n} \omega} &= \overbrace{\omega \uparrow^n \omega \uparrow^n \omega \uparrow^n \omega \uparrow^n \dots}^{\omega \text{ times}} = \{\mathbf{w}^{(2+n)}(N)\} \bar{0} \end{aligned}$$

where N is still a program for the successor function $\mathbf{s}(x) = \lceil \perp, x \rceil$. The set-theoretic version of the ordinal Ackermann hyperfunction goes back to [45]. Deployed in a programming language \mathbb{P} , the sequence of programs

$$\mathbf{w}^{(2)}(N) = \varpi_0, \quad \mathbf{w}^{(3)}(N) = \varpi_1, \quad \mathbf{w}^{(4)}(N) = \varpi_2, \quad \dots \quad \mathbf{w}^{(n+2)}(N) = \varpi_n, \dots \quad (6.23)$$

is generated by iterating the Kleene fixpoint \widetilde{W} of

$$\widetilde{u}(p, n, q) = \text{ifte}(0^?(n), \mathbf{w}(q), \{p\}(\mathbf{r}(n), \{p\}(n, q)))$$

leading to $\mathbf{w}^{(n)} = [\widetilde{W}](n)$. Applying the construction from Sec. 6.4.1, we get $\Omega = \{\{\widetilde{W}\}\}(N)$ as the limit of the sequence in (6.23). The definition of \mathbf{w} also gives $\Omega = \{\mathbf{w}(\widetilde{W})\}N$. The transfinite well-orders up to ε_0 can thus be metaprogrammed in any programming language \mathbb{P} .

6.4.6 Background: computable ordinal notations

Ordinal numbers arise as transitive closures of the element relation in set theory, or as the types of deterministic evaluations in type theory. In computers, programs are well-ordered lexicographically, usually as binaries. In recursion theory, programs have been represented as natural numbers since Gödel. We have seen that the iterative metaprogramming induces transfinitely well-ordered evaluations well beyond the natural numbers. Computable ordinal notations have been studied since the early days of theory of computation [28, 31, 32, 90, 172]. The iterative computational processes that generate ordinals go back to the origins of Georg Cantor's work on his *second number class* [23], and thus predate the theory of computation by some 50 years. His explorations of transfinite constructions can be viewed as a radical application of iterated counting: *"Suppose that I have counted infinitely long and then I start again. And then I do that infinitely many times. And then I iterate that infinitely many times..."* Such

metaprograms were at the heart of Cantor's work. Hilbert's endorsements may have diverted attention from their constructive content.

6.5 Workout

6.6 Stories

7 Stateful computing

7.1	From functions to processes	90
7.2	Simulations as process morphisms	92
7.3	When is a process computational?	93
7.4	Universality of program execution	94
7.5	Imperative programs	95
7.6	Workout	99
7.6.1	Lossless simulations	99
7.6.2	Program execution as a polymorphic operation	99
7.7	Story	99

7.1 From functions to processes

Now we progress

- from *computations as computable functions*
- to *computations as computational processes*.

A function produces its output as soon as it receives its input. The function compositions are instant and costless. A process, on the other hand, takes time and space to process an input into an output. The space and the time are presented as the states and the state transitions. A state is anything that a process may update: a state as a state of the world, a state of memory, a state of a living room floor. A function $g: X \times A \rightarrow B$ depends on the state $x: X$, which determines the applicable instance $g_x: A \rightarrow B$. It will be applied when an input $a: A$ becomes available. A process $q: X \times A \rightarrow X \times B$ also depends on the current state x but it updates it to a future state $x' = q_x^\star(a)$. The convenient notation is that a process $q: X \times A \rightarrow X \times B$ as a pair of functions

$$q = \langle q^\star, q^\circ \rangle \quad (7.1)$$

where

- $q^\circ = \left(X \times A \xrightarrow{q} X \times B \xrightarrow{\uparrow \times \text{id}} B \right)$ instantiates to the input-output maps $q_x^\circ: A \rightarrow B$ like before, whereas
- $q^\star = \left(X \times A \xrightarrow{q} X \times B \xrightarrow{\text{id} \times \uparrow} X \right)$ determines the state update maps $q_x^\star: A \rightarrow X$ presenting the transitions $x \mapsto x' = q_x^\star(a)$.

The computational process proceeds with $x' \mapsto x'' = q^\star(x', a')$ etc.

A process is a pair of functions. We worked out in 1.6.?? that a function to a product can be recovered its projections whenever it is cartesian. This may not be possible for monoidal functions in general, since a function into a product may contain more information than its projections. A process, viewed as a function, may not be cartesian. It is, however, assumed that it is a function of this special kind, which can be recovered from its projections. They are bundled together by the pairing, mainly for notational convenience. Intuitively, this assumption means that the two components q^\star and q° of a process q have the same side-effects on the same inputs. Formally, the side-effect behaviors of functions can be *defined* as the equivalence classes of monoidal functions on which the pairing is surjective.

State transitions and traces. The mapping

$$\begin{aligned} q: X \times A &\longrightarrow X \times B \\ \langle x, a \rangle &\longmapsto \langle x', b \rangle \end{aligned}$$

is conveniently written in the form

$$x \xrightarrow[q]{a/b} x'$$

so that a *process trace* starting from an initial state x_0 induced by a sequence of inputs from A can capture

both the state transitions and the outputs:

$$\begin{array}{c} a_1, \quad a_2, \quad a_3, \quad \dots \quad a_n \\ \hline x_0 \xrightarrow{a_1/b_1} x_1 \xrightarrow{a_2/b_2} x_2 \xrightarrow{a_3/b_3} \dots \xrightarrow{a_n/b_n} x_{n-1} \xrightarrow{a_n/b_n} x_n \end{array}$$

where $x_i = q^\star(x_{i-1}, a_i)$ and $b_i = q^\circ(x_{i-1}, a_i)$ for $i = 1, \dots, n$. As mentioned in Sec. 2.2, the principal difference between states and inputs is that the state is determined by the environment, in advance of running the process, whereas the input is entered by the system at runtime.

Examples

Let the function $g: X \times A \rightarrow B$ represent multifunctional drill, for drilling holes, tightening screws, cutting wood, etc. Its different functions g_x are realized using different attachments $x: X$. The state space X is thus the box with the drill bits, the screwdrivers, the wood saws, etc. The types A and B are the tasks and the goals. A process model $q: X \times A \rightarrow X \rightarrow B$ of the same toolset can take into account the changing state of the components: the wear and tear of the drill bits, the broken and replaced screwdrivers, the battery charge level.

If $g: X \times A \rightarrow B$ represents a general-purpose computer, the state space X can be a set of programs \mathbb{P} , the types A and B the interface formats, and g can be a program evaluator $\{\}_A^B$, with programs as states. A process model $q: X \times A \rightarrow X \rightarrow B$ of a computer could present programs not as mere abstract terms of type \mathbb{P} , like we do in theory, but as sequences of instructions, closer to the practice. The states of a program, available for updating, can capture not only the values of some external program parameters, but also track which instructions are ready for evaluation, like in the toy example in Fig. 7.1. The state space can be the set $X = \{x_0, x_1, \dots, x_8, x_9\}$, where x_i is the program with “►” on line i . The final line, where the program execution halts, is assumed to be empty. The other lines contain the instructions which get executed and then pass the control to each other, depending on the current values of program variables. The state transitions represent the process control. In this particular example, the presented process run is an execution of a program resulting in the sequence of transitions:

$$x_0 \mapsto x_1 \mapsto x_2 \mapsto x_3 \mapsto x_4 \mapsto x_5 \mapsto x_7 \mapsto x_2 \mapsto x_3 \mapsto \dots \mapsto x_5 \mapsto x_6 \mapsto x_8 \mapsto x_9$$

At each step, an input is consumed and an output is produced, albeit empty. To capture this aspect, assume that the inputs and the outputs are

$$A = \{\square, 0, 1, 2, \dots\}$$

$$B = \{\square, \text{“Enter a1:”}, \text{“Enter a2:”}, \dots, \text{“Enter a5:”}, \text{“Sum=0”}, \text{“Sum=1”}, \text{“Sum=2”}, \dots\}$$

where the symbol \square represents the empty inputs and outputs. If a user enters $a_1 = 3$, $a_2 = 2$, $a_3 = 2$, and finally $a_4 = 0$ to request the sum of the previous entries, the execution trace will be

$$\begin{array}{cccccccccccccccc} x_0 & \xrightarrow{\square/\square} & x_1 & \xrightarrow{\square/\square} & x_2 & \xrightarrow{\square/\square} & x_3 & \xrightarrow{\square/\text{“Enter n1:”}} & x_4 & \xrightarrow{3/\square} & x_5 & \xrightarrow{\square/\square} & x_7 & \xrightarrow{\square/\square} & \dots \\ & & & & \dots & & x_2 & \xrightarrow{\square/\square} & x_3 & \xrightarrow{\square/\text{“Enter n2:”}} & x_4 & \xrightarrow{2/\square} & x_5 & \xrightarrow{\square/\square} & x_7 & \xrightarrow{\square/\square} & \dots \\ & & & & \dots & & x_2 & \xrightarrow{\square/\square} & x_3 & \xrightarrow{\square/\text{“Enter n3:”}} & x_4 & \xrightarrow{2/\square} & x_5 & \xrightarrow{\square/\square} & x_7 & \xrightarrow{\square/\square} & \dots \\ & & & & \dots & & x_2 & \xrightarrow{\square/\square} & x_3 & \xrightarrow{\square/\text{“Enter n4:”}} & x_4 & \xrightarrow{0/\square} & x_5 & \xrightarrow{\square/\square} & x_8 & \xrightarrow{\square/\text{“Sum=7”}} & x_9 \end{array} \quad (7.2)$$

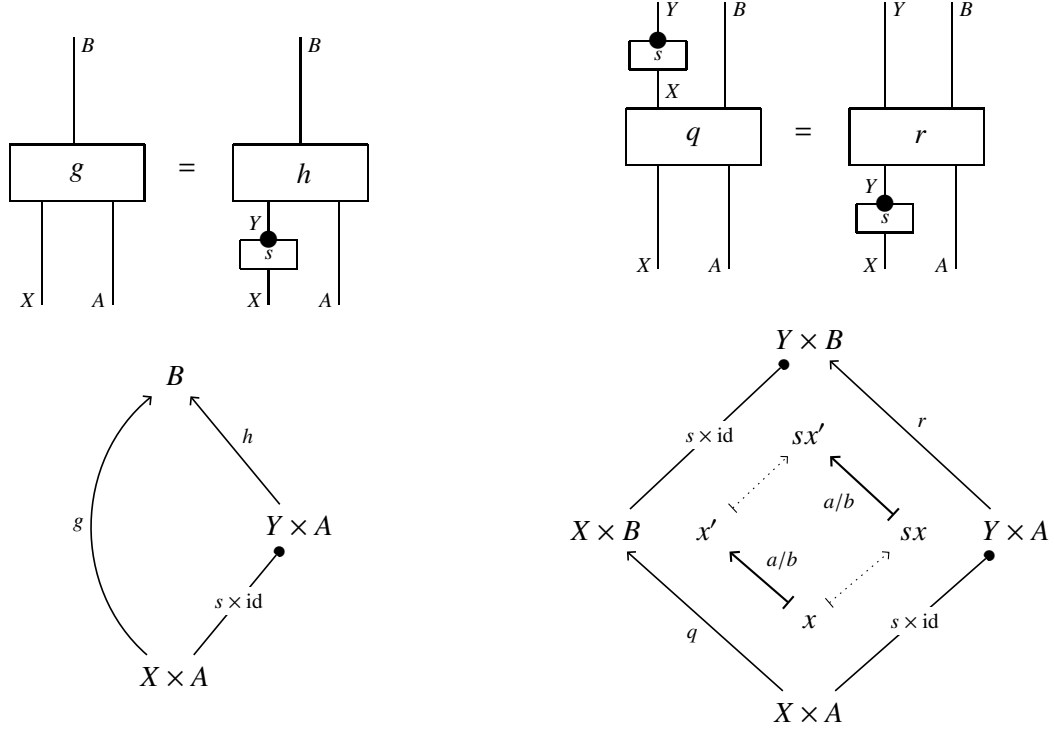


Figure 7.2: A cartesian function s as a morphism between functions and a simulation between processes

for every state transition $x \mapsto x'$ performed by q , the process r responds by the transition $sx \mapsto sx'$. In summary,

$$\frac{x \xrightarrow[q]{a/b} x' = q_x^\bullet(a)}{sx \xrightarrow[r]{a/b} sx' = s(q_x^\bullet(a)) = r_{sx}^\bullet(a)}$$

7.3 When is a process computational?

A function is computable when there is a program that evaluates to it. A process is computational when there is a program whose execution simulates it. What does this mean? E.g., Fig. 7.1 displays a computational process. Its world is a program and the states of the world are the program instructions marked by “►”, ready to be executed. The computational process progresses from instruction to instruction, and possibly from one memory state to the next, each determining the next update. A computational process is such process of updating a stateful program. At each step, the program instructions are still evaluated by an abstract evaluator, but the sequence of evaluations has a more concrete computational meaning.

Program execution is a computational process realized by a program evaluator written

$$\{\!\!\{\!\!\}_A^B = \{\!\!\}_A^{\mathbb{P} \times B}: \mathbb{P} \times A \longrightarrow \mathbb{P} \times B \quad (7.3)$$

which evaluates programs $F: \mathbb{P}$ on inputs $a: A$ to produce, in the notation of (7.1),

- update $\{\!\{F\}\!\}^\flat a: \mathbb{P}$ and
- output $\{\!\{F\}\!\}^\circ a: B$

whereby the update is available for further evaluations and the outputs are accumulated. Program executions are program evaluators that produce program updates, in addition to the data outputs. The notation $\{\!\{\}\!\}$ is a reminder that the output type contains a \mathbb{P} -component. The programs that do not just apply operations on data but also control the state changes are called *stateful*.

Execution traces. While computable functions produce their output values instantly, computational processes produce execution traces. In (7.2), we saw an execution trace of the program in Fig. 7.1. In general, an abstract process $q: X \times A \longrightarrow X \times B$ is computational when there is a program $Q: X \longrightarrow \bullet \mathbb{P}$ such that every step of q is simulated by a program execution $\{\!\{\}\!\}: \mathbb{P} \times A \longrightarrow \mathbb{P} \times B$:

$$\begin{array}{c}
 \frac{a_1, \quad a_2, \quad a_3, \quad \dots}{x_0 \xrightarrow{a_1/b_1} x_1 \xrightarrow{a_2/b_2} x_2 \xrightarrow{a_3/b_3} x_3 \xrightarrow{\quad} \dots} \quad \text{where } x_{i+1} = q_{x_i}^\flat(a_{i+1}) \text{ and } b_{i+1} = q_{x_i}^\circ(a_{i+1}) \\
 \hline
 Qx_0 \xrightarrow{a_1/b_1} Qx_1 \xrightarrow{a_2/b_2} Qx_2 \xrightarrow{a_3/b_3} Qx_3 \xrightarrow{\quad} \dots \quad \text{where } Qx_{i+1} = \{Qx_i\}^\flat a_i \text{ and } b_{i+1} = \{Qx_i\}^\circ a_{i+1}
 \end{array} \quad (7.4)$$

The simulation requirements from Fig. 7.2 are instantiated $Q \circ q_x^\flat = \{Qx\}^\flat$ and $q_x^\circ = \{Qx\}^\circ$.

7.4 Universality of program execution

The notions of universality for functions and for processes are illustrated in Fig. 7.3.

A function $\{\!\{\}\!\}: \mathbb{P} \times A \longrightarrow B$ is universal when any function $g: X \times A \longrightarrow B$ has an implementation $G: X \longrightarrow \bullet \mathbb{P}$ evaluated by $\{\!\{\}\!\}$. The implementation requirement imposed on the function morphisms in Fig. 7.2 boils down to $g = \{\!\{\}\!\} \circ (G \times A)$, written more insightfully in the form $g_x = \{Gx\}$. The implementations of X -parametrized functions to universal evaluators $\{\!\{\}\!\}$ are the X -parametrized programs.

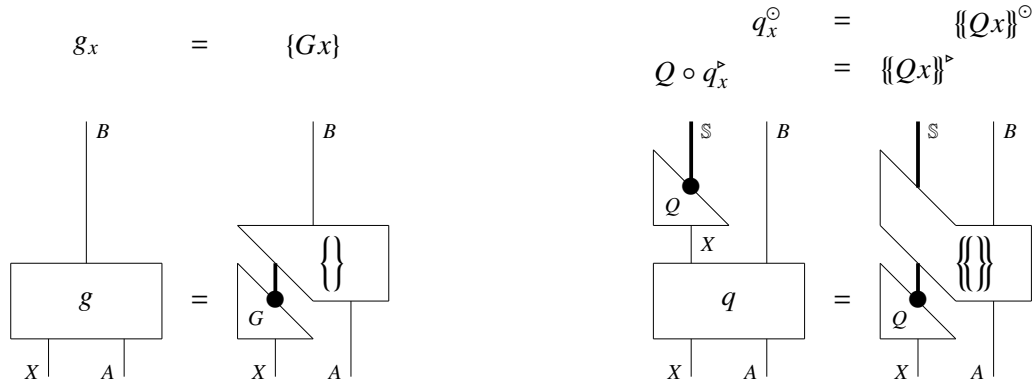


Figure 7.3: Universality for functions and for processes

A process $\{\!\{\}\!\}$ is universal when any process $q: X \times A \longrightarrow X \times B$ has process morphism $Q: X \longrightarrow \bullet \mathbb{S}$ to $\{\!\{\}\!\}$. The simulation condition in Fig. 7.2 requires that the equations $q_x^\flat = Q \circ \{\!\{Qx\}\!\}$ and $q_x^\circ = \{Qx\}^\circ$ hold for all $x: X$. Hence the universal simulations. A state space \mathbb{S} is said to be universal when it carries a universal process for every pair A, B .

The Fundamental Theorem of *Stateful* Computation. Programming languages are universal state spaces. In particular,

- a. program executions $\{\!\!\{\}\!\!\}_A^B = (\mathbb{P} \times A \longrightarrow \mathbb{P} \times B)$ are universal processes; and
- b. universal processes $\Psi: \mathbb{S} \times A \longrightarrow \mathbb{S} \times B$ make the universal state space \mathbb{S} into a programming language with the program evaluators $\{\!\!\{\}\!\!\}_A^B = (\mathbb{S} \times A \xrightarrow{\Psi} \mathbb{S} \times B \xrightarrow{\mathbb{I} \times B} B) = \Psi^\odot$.

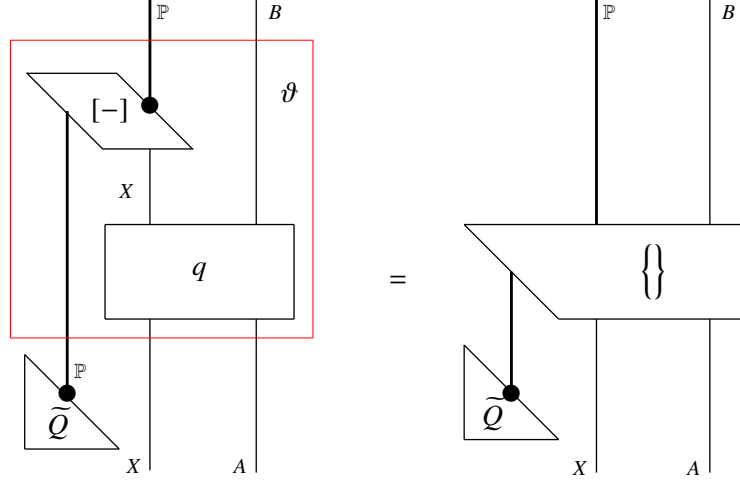


Figure 7.4: A Kleene fixpoint \tilde{Q} of $\tilde{q} = ([\] \times B) \circ q$ satisfies $\{\tilde{Q}\} = ([\tilde{Q}] \times B) \circ q$

Proof of a. For any given $q: X \times A \longrightarrow X \times B$ consider the function

$$\tilde{q} = \left(\mathbb{P} \times X \times A \xrightarrow{\mathbb{P} \times q} \mathbb{P} \times X \times B \xrightarrow{[\] \times B} \mathbb{P} \times B \right)$$

Let \tilde{Q} be its Kleene fixpoint, as displayed in Fig. 7.4. The simulation $Q: X \longrightarrow \mathbb{P}$ can then be defined to be the partial evaluation $Q = [\tilde{Q}]$. Fig. 7.5 shows that $Q = [\tilde{Q}]$ is a simulation of q by $\{\!\!\{\}\!\!\}_A^B$, satisfying the condition in Fig. 7.2 on the right. \square

Proof of b. To see that a given AB -universal process $\Psi: \mathbb{S} \times A \longrightarrow \mathbb{S} \times B$ induces a program evaluator, as claimed, take any function $g: X \times A \longrightarrow B$ and extend it into the fixed-state process:

$$\widehat{g} = \left(X \times A \xrightarrow{\Delta \times A} X \times X \times A \xrightarrow{X \times g} X \times B \right)$$

Fig. 7.6 shows that any program $G: X \longrightarrow \mathbb{S}$ that simulates \widehat{g} also evaluates to $g = \Psi^\odot G = \{G\}$. \square

7.5 Imperative programs

For functions, the concept of computability is simple: every computable function has a program and every program evaluates a unique computable function. For processes, there is a wrinkle. On one hand, we just showed that every computational process can be simulated by executing a program. On the

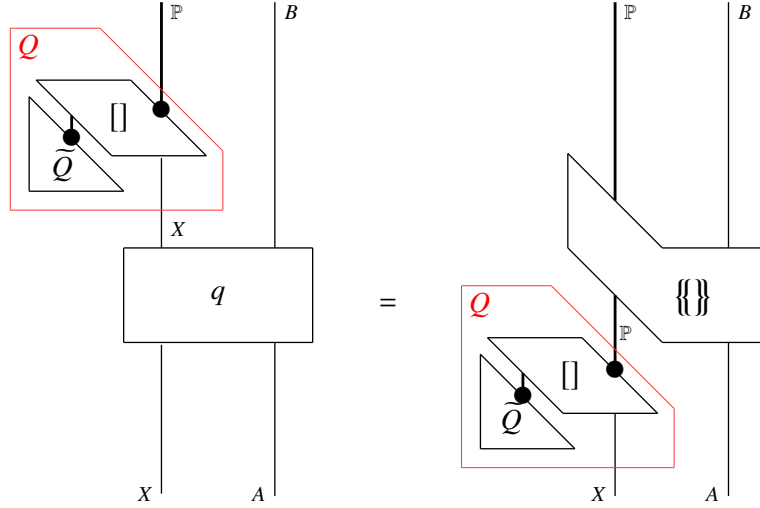


Figure 7.5: $Q = [\tilde{Q}]$ satisfies $q_x^\circ = \{\{Qx\}\}^\circ$ and $Q \circ q_x^\circ = \{\{Qx\}\}^\circ$.

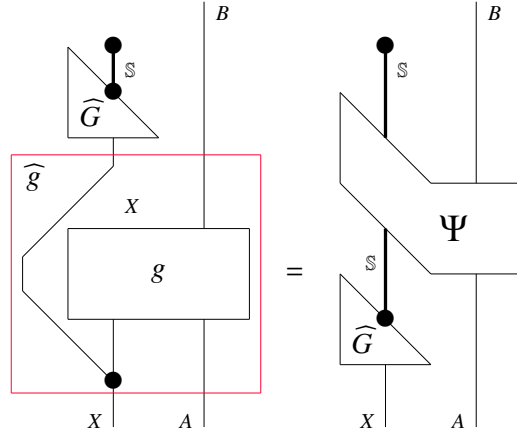


Figure 7.6: A function g is evaluated by Ψ° when the fixed-state process \widehat{g} is simulated by Ψ

other hand, however, it is *not true* that every program executes a unique computational process. Some programs do not simulate a process. Other simulate several, and cannot tell them apart. In the former case, we say that the program is not full; in the latter that it is not faithful. A program that is full and faithful is called *imperative*.

A program Q may not be full when for some a and x , the execution reaches a state that was not anticipated by Q , in the sense that $\{\{Qx\}\}^\circ(a) \neq Qy$ holds for all states y . The simulation condition $\{\{Qx\}\}^\circ(a) = Q \circ q_x^\circ(a)$ cannot be satisfied for any process q , and the program Q is not full. It is not faithful if there are processes q, \tilde{q} with

$$q_x^\circ = \{\{Qx\}\}^\circ = \tilde{q}_x^\circ \quad \text{and} \quad Q \circ q_x^\circ = \{\{Qx\}\}^\circ = Q \circ \tilde{q}_x^\circ \quad \text{but} \quad q_x^\circ \neq \tilde{q}_x^\circ$$

The program Q thus simulates both q and \tilde{q} , but some inputs a lead to different states $q_x(a) \neq \tilde{q}_x(a)$ which Q conflates into $Q \circ q_x^\circ(a) = Q \circ \tilde{q}_x^\circ(a)$.

To characterize programs that full and faithful programs, we use the following **notations**:

$$\pi_X = \left(\mathbb{P} \xrightarrow{\langle l_{-j_0}, l_{-j_1} \rangle} \mathbb{P} \times \mathbb{P} \xrightarrow{\mathbf{q}^X \times \mathbf{f}} X \right) \quad \pi_1 = \left(\mathbb{P} \xrightarrow{\langle l_{-j_0}, l_{-j_1} \rangle} \mathbb{P} \times \mathbb{P} \xrightarrow{\mathbf{f} \times \text{id}} \mathbb{P} \right) \quad (7.5)$$

For simplicity, we often elide \mathbf{q}^X and draw the projections as if $\mathbf{i}_{X \times \mathbb{P}} = (\mathbf{q}^X \times \mathbb{P}) \circ \mathbf{i}_{\mathbb{P} \times \mathbb{P}}$. This can be assumed without loss of generality Sections 2.3.1–2.3.3.

Padded execution. A *padding* is a part of a program that does not get evaluated but remains available to pass state to later evaluation steps. A padded program can always be brought in the form $F = [F_0, F_1]$, where F_0 is the padding. To execute such programs, we apply

$$\llbracket F \rrbracket_A^B = \left(\mathbb{P} \times A \xrightarrow{\pi_1 \times \text{id}} \mathbb{P} \times A \xrightarrow{\{\}} \mathbb{P} \times B \right) \quad (7.6)$$

to get $\llbracket F \rrbracket_A^B = \{\llbracket F \rrbracket_1\}_A^{\mathbb{P} \times B} = \{F_1\}_A^{\mathbb{P} \times B}$. The role of the padding differs from construction to construction. Its role in imperative programs is clear already from their definition.

Definition. A program $\Theta: X \multimap \mathbb{P}$ is said to be *imperative* if it satisfies the two conditions displayed in Fig. 7.7. The conditions correspond to the commutativity of the arrow diagrams in (7.7).

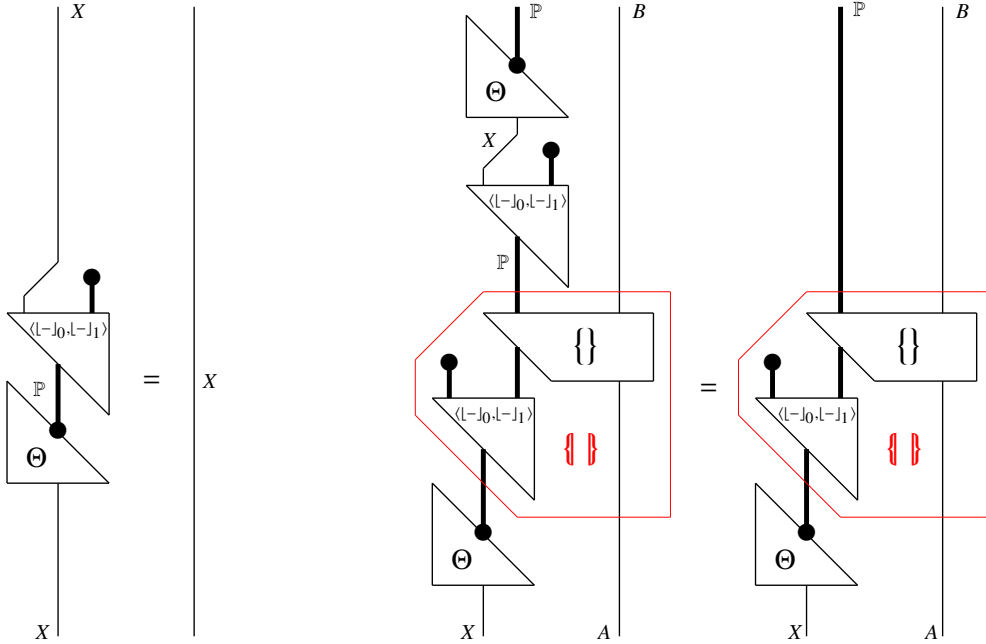


Figure 7.7: Θ is faithful if $\pi_X \circ \Theta = \text{id}_X$. It is full if $((\Theta \circ \pi_X) \times B) \circ \llbracket \Theta \rrbracket = \llbracket \Theta \rrbracket$.

$$\begin{array}{c} \begin{array}{ccc} & & X \\ & \nearrow \pi_X & \\ \mathbb{P} & & \\ & \searrow \Theta & \\ & & X \end{array} \\ \\ \begin{array}{ccccc} \mathbb{P} \times B & \xrightarrow{\pi_X \times \text{id}} & X \times B & \xrightarrow{\Theta \times \text{id}} & \mathbb{P} \times B \\ \uparrow \llbracket \cdot \rrbracket & & \uparrow q & & \uparrow \llbracket \cdot \rrbracket \\ \mathbb{P} \times A & \xrightarrow{\Theta \times \text{id}} & X \times A & \xrightarrow{\Theta \times \text{id}} & \mathbb{P} \times A \end{array} \end{array} \quad (7.7)$$

An imperative program executes a unique computational process. The process is defined as the dashed arrow $q = (\pi_X \times B) \circ \llbracket \cdot \rrbracket \circ (\Theta \times A)$ in (7.7). The second condition gives $(\Theta \times B) \circ q = \llbracket \Theta \rrbracket$, which means that Θ is a simulation of q by $\llbracket \cdot \rrbracket$, and hence full. The first condition $\pi_X \circ \Theta = \text{id}$ implies that q is the only process which Θ simulates by $\llbracket \cdot \rrbracket$, since

$$\Theta \circ q_0 = \llbracket \Theta \rrbracket = \Theta \circ q_1 \implies q_0 = \pi_X \circ \Theta \circ q_0 = \pi_X \circ \Theta \circ q_1 = q_1$$

Hence Θ is faithful.

Every computational process is has an imperative program. Given a process $q: X \times A \longrightarrow X \times B$ define $\tilde{\theta}: \mathbb{P} \times X \times A \longrightarrow \mathbb{P} \times B$ as in Fig. 7.8 and let $\tilde{\Theta}$ be its Kleene fixpoint. Then Fig. 7.9 shows that

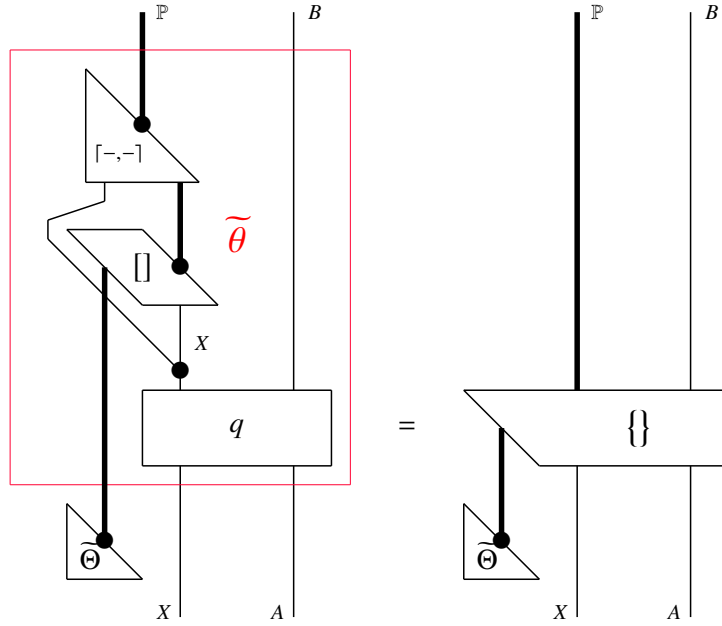


Figure 7.8: A Kleene fixpoint $\tilde{\Theta}$ of $\tilde{\theta}$ satisfies $\{\tilde{\Theta}x\}^{\circ} = [q_x^{\circ}, [\tilde{\Theta}] \circ q_x^{\circ}]$ and $\{\tilde{\Theta}x\}^{\circ} = q_x^{\circ}$

$$\Theta = \left(X \xrightarrow{\Delta} X \times X \xrightarrow{X \times [\tilde{\Theta}]} X \times \mathbb{P} \xrightarrow{[-, -]} \mathbb{P} \right)$$

is a simulation of q by $\llbracket \cdot \rrbracket$. It is easy to see that the conditions $\pi_X \circ \Theta = \text{id}$ and $(\Theta \circ \pi_X \times B) \circ \llbracket \Theta \rrbracket = \llbracket \Theta \rrbracket$ from Fig. 7.7 and (7.7) are satisfied, and that Θ is thus a losless simulation.

Summary and reserve. Stateful computations are executed as imperative programs. Any computational process $q: X \times A \longrightarrow X \times B$ is embedded into a program execution process $\llbracket \cdot \rrbracket: \mathbb{P} \times A \longrightarrow \mathbb{P} \times B$ along an imperative program $\Theta: X \multimap \bullet \mathbb{P}$. A sequence of program evaluations (7.4) of Θ simulates q faithfully, distinguishing its states. The other way around, the simulation of imperative programs is also full, which means that every imperative Θ induces a computational process q . While the execution of any imperative program Θ is projected back to the state space X of the simulated process q along a projection $\pi_X: \mathbb{P} \longrightarrow X$, note that the projections are not process morphisms and that stateful computations are generally *not* retracts of program executions, just their subprocesses. The only retracts of program executions are other program executions, sharing the same universality property. See Ch. 8 for more.

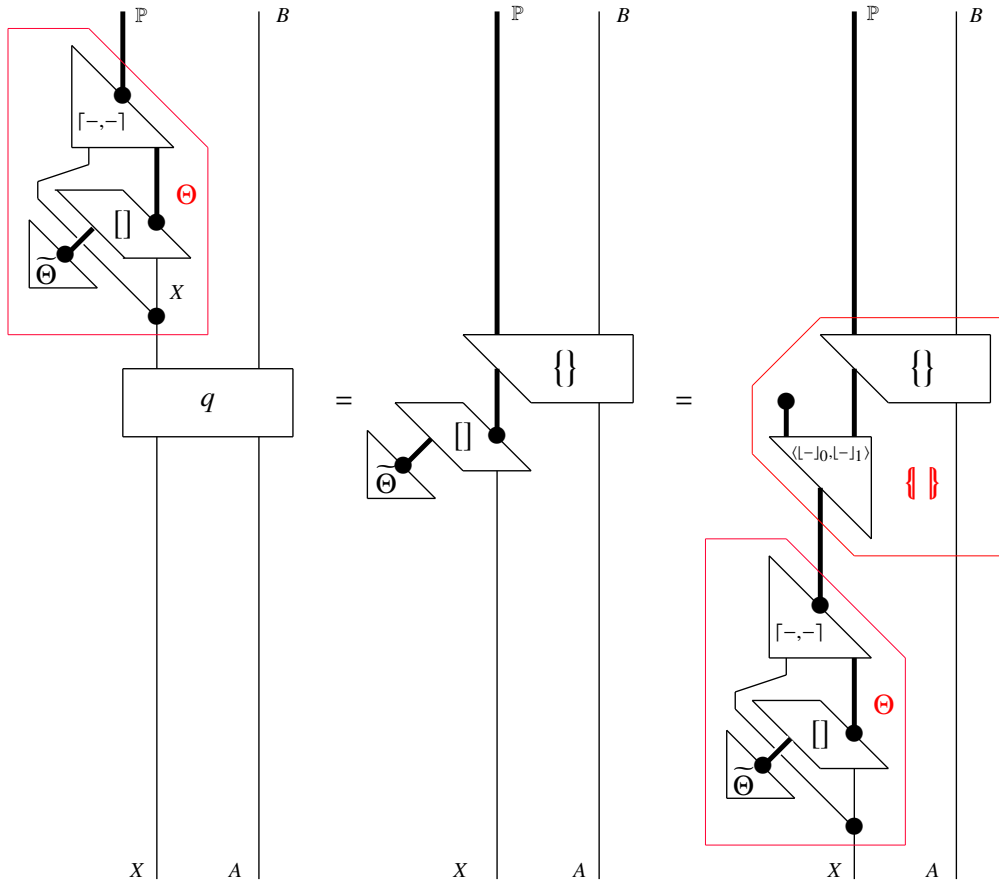


Figure 7.9: $\Theta x = [x, [\widetilde{\Theta}] x]$ is a simulation of q by $\{ \}$ since $\llbracket \Theta x \rrbracket^* = \Theta \circ q_x^*$ and $\llbracket \Theta x \rrbracket^\circ = q_x^\circ$.

7.6 Workout

7.6.1 Lossless simulations

7.6.2 Program execution as a polymorphic operation

7.7 Story

8 Program-closed categories: computability as a property

8.1	Programming languages are universal	102
8.2	Program order	103
8.2.1	Well-ordered programs	103
8.2.2	Data are well-ordered	104
8.2.3	Consequences of well-ordering	105
8.2.4	Monotone programming	107
8.3	Program-closed categories	107
8.4	Programming languages are isomorphic	108
8.4.1	Simulations between programming languages	108
8.4.2	The isomorphism construction	109
8.4.3	Upshot	111
8.5	Workout	111
8.6	Story	111

8.1 Programming languages are universal

The step from X -indexed computable functions $X \times A \rightarrow B$ to X -driven computational processes $X \times A \rightarrow X \times B$ uncovers a stronger universality property of programming languages. So far, computation has been presented in terms of programming languages \mathbb{P} as carriers of program evaluation functions $\{\} : \mathbb{P} \times A \rightarrow B$ which are universal in the sense that they support programming all computably indexed families of computable functions $X \times A \rightarrow B$. Taking \mathbb{P} as a carrier of the program *execution* processes $\|\cdot\| : \mathbb{P} \times A \rightarrow \mathbb{P} \times B$ will uncover that **any two programming languages serving the same computable universe are isomorphic**. The *proviso* is that *the programming languages are well-ordered*. The real programming languages that we use are always well-ordered. The command-line languages are ordered lexicographically. The diagrammatic languages are well-ordered as long as the diagrams are run in digital computers, where every program is a number. The well-ordering of programs was so far not mentioned only because none of the basic constructions depended on it. It becomes necessary when the meaning-preserving embeddings of languages into each other need to be conjoined into isomorphisms. For this, we are back to Cantor's striking realization, mentioned in Sec. 1.7, that the well-orders are totally ordered by inclusion, since pairs of well-orders with monotone embeddings into each other must be the same well-order.

The Isomorphism Theorem. Any two programming languages in a program-closed category are isomorphic. More precisely, for any pair of programming languages \mathbb{P}_0 and \mathbb{P}_1 there is a bijection $\mathbb{P}_0 \cong \mathbb{P}_1$ which commutes with the corresponding program execution machines $\mathbb{P}_0 \times A \rightarrow \mathbb{P}_0 \times B$ and $\mathbb{P}_1 \times A \rightarrow \mathbb{P}_1 \times B$ for all types A, B , and hence also with the corresponding program evaluators for all types.

How do we prove this? In Sec. 7.3, we spell out how the universal state machines $\|\cdot\| : \mathbb{P} \times A \rightarrow \mathbb{P} \times B$ simulate all computational processes as computable state machines $X \times A \rightarrow X \times B$. They are the universal simulators. The universal simulators $\|\cdot\| : \mathbb{P} \times A \rightarrow \mathbb{P} \times B$ generalize the program evaluators $\{\} : \mathbb{P} \times A \rightarrow B$. Any two programming languages with program evaluators can interpret each other's programs. The definition of the program evaluators implies that there are program transformers that transform the programs in one language into programs in the other language, and vice versa, while preserving the computational meaning, so that the corresponding programs encode the same functions. The point of generalizing the program evaluators from functions to state machines is to be able to construct *injective* program transformers between them, which make the mutual interpretations *conservative*. Furthermore, in Sec. 8.2, we introduce and discuss the well-ordering of programs. This allows us to make the mutual interpretations also *monotone* and *increasing*. In Sec. 8.4, we put together the state machines and the well-ordering of programs-as-states, and show any Turing complete programming language has an injective, monotone, increasing interpretation in any other. A pair of such injections between a pair of programming languages is then used to construct a bijection between them, such that the meaning of the programs is preserved. Any pair well-ordered programming languages that may exist in a monoidal category are thus connected by a semantically sound order isomorphism.

PROPERTIES. A structure that is unique up to isomorphism is a property. In the context of monoidal categories, **computability turns out to be a property**, *contra* the variety of structures of its concrete representations in the original Church-Turing context [1]. The property of computability in a monoidal category can be recognized as its *program-closed* structure. In this chapter we spell out the program-closed structure and show that a category can carry it in at most one way. A category may thus either be program-closed, or not, but it cannot be program-closed in different ways. So being program-closed is a property, and having all your functions computable is a property.

8.2 Program order

Digital computers run digital programs on digital data. Since the digits are well-ordered, all programs and data in digital computers are well-ordered lexicographically, like words in a lexicon or in a dictionary.

Abstract computers run abstract programs on abstract data. We reverse-programmed a lot of structure of digital computers using the abstract program evaluators, i.e. the `run`-instruction alone, with no reference to program order. In this chapter we take the program order into account. The programming language still has a single instruction, but it becomes more powerful. Remarkably, adding this detail to the picture makes the abstract computer completely concrete, in the sense that the structure of a well-ordered monoidal computer turns out to be unique up to isomorphism. Since it is unique, the structure is complete, as nothing can be added to it. Since it is complete, it completely determines its concrete representations.

8.2.1 Well-ordered programs

The program order is presented as a decidable predicate $(\leq) : \mathbb{P} \times \mathbb{P} \longrightarrow \bullet \mathbb{B}$, which satisfies the requirements for a total order

$$u \leq u \quad u \leq v \wedge v \leq w \Rightarrow u \leq w \quad u \leq v \wedge u \geq v \Rightarrow u = v \quad u \leq v \vee u \geq v \quad (8.1)$$

where $x \leq y$ and $y \geq x$ abbreviate $(x \leq y) = \top$. It is moreover a *well-order*, in the sense that for every inhabited (i.e. nonempty) decidable predicate $p : \mathbb{P} \longrightarrow \bullet \mathbb{B}$ has a minimal inhabitant $\bigwedge_p : \mathbb{P}$. Formally this is written

$$p \neq \perp \quad \Rightarrow \quad \exists \bigwedge_p. p(\bigwedge_p) \wedge \forall u. p(u) \Rightarrow \bigwedge_p \leq u \quad (8.2)$$

The *empty predicate* is the constant predicate $\perp = \left(\mathbb{P} \xrightarrow{\top} \bullet I \xrightarrow{\perp} \bullet \mathbb{B} \right)$. A decidable predicate $p : \mathbb{P} \longrightarrow \bullet \mathbb{B}$ is thus *nonempty*, or *inhabited*, when there is $p(u) = \top$, in which case u is called an *inhabitant* of p . Note that the decidability of $p(F)$ for a particular program $F : \mathbb{P}$ does not entail the decidability of $p(u)$ for all $u : \mathbb{P}$. *It may be undecidable whether a decidable predicate is empty.* The existence of \bigwedge_p may be undecidable whenever the emptiness of p is undecidable.

When it exists, the element \bigwedge_p is the *infimum* of the predicate p with respect to the program order (\leq) . The finite infima can be computed as

$$u \wedge v = \text{ifte}(u \leq v, u, v) \quad (8.3)$$

The operation \bigwedge extends to all inhabited decidable predicates p , and can be construed as the bounded version of the search over natural numbers, presented in Sec. 4.4.1. Extending the well-ordering of programs, the bounded search can be implemented on any decidable type. When an infimum \bigwedge_p is computed through bounded search, it is often written in the form $\mu x. p(x)$.

8.2.2 Data are well-ordered

Since the data of any type A can be encoded as programs along a representation $\ulcorner - \urcorner : A \multimap \bullet \mathbb{P}$ chosen in Sec. 2.3.1, and decoded along $\{\} : \mathbb{P} \rightarrow A$, making A into a subtype of \mathbb{P} , it follows that the well-ordering of \mathbb{P} makes every type A well-ordered by

$$u \stackrel{A}{\leq} v \iff \ulcorner u \urcorner \leq \ulcorner v \urcorner \quad (8.4)$$

The typing superscript is elided whenever it is clear from the context. The diagrammatic versions of the order axioms (8.1) induced on $(\leq) : A \multimap \bullet \mathbb{B}$ are spelled out in Fig. 8.1. Fig. 8.2 displays the diagram-

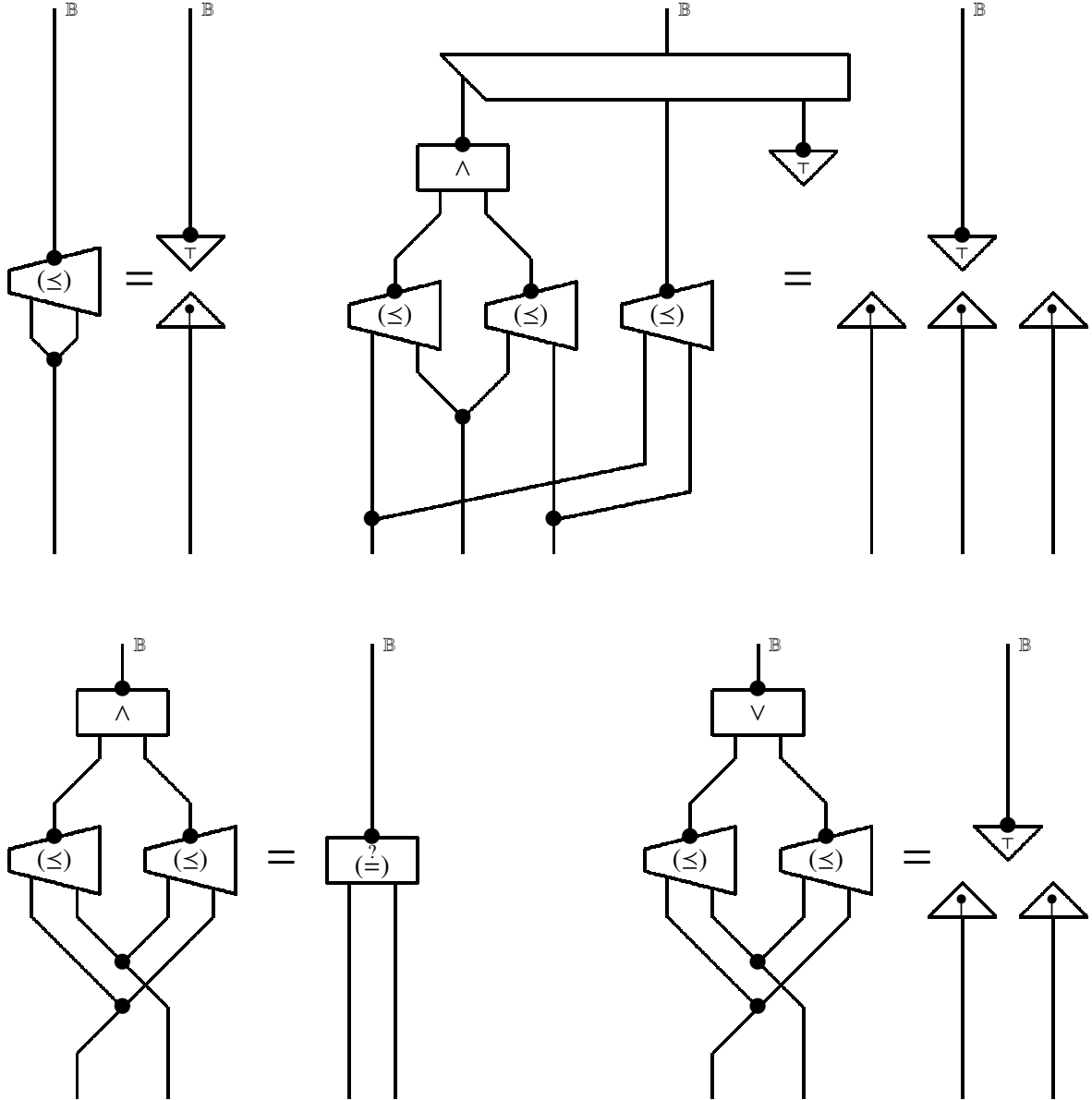


Figure 8.1: Diagrammatic version of (8.1): the total order axioms for (\leq)

matic version of the well-ordering axiom, with the explicit parametricity in X , which was left implicit in (8.2)¹.

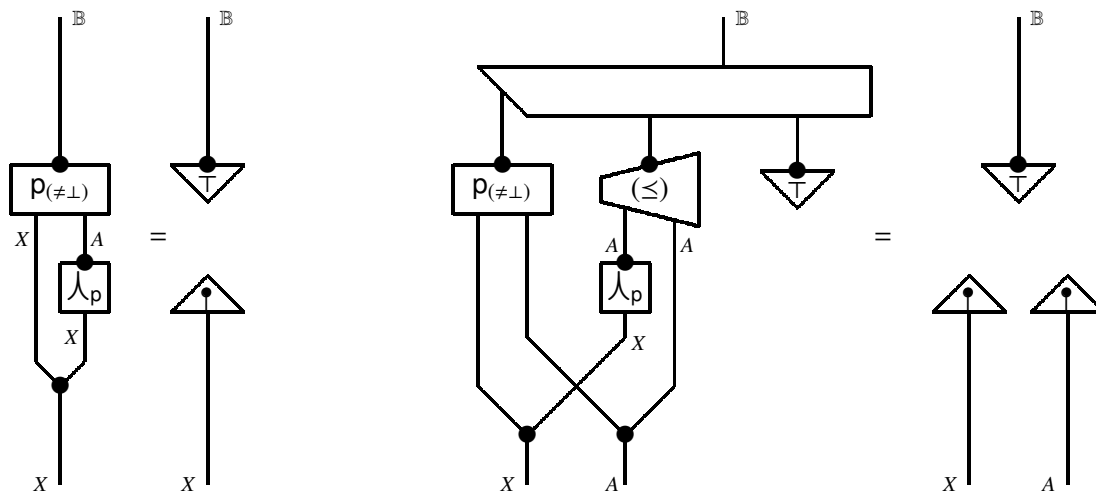


Figure 8.2: $\exists a. p(x, a) \implies (p(x, \lambda_p(x)) \wedge \forall a. p(x, a) \implies \lambda_p(x) \leq a)$

8.2.3 Consequences of well-ordering

The well-ordering brings the computable types into the realm discovered and thoroughly examined by Georg Cantor in the early days of set theory [22, 40, Ch. 9]. The isomorphism in Sec. 8.4 will be based on one of his counting constructions. Here we spell out some of the basic consequences of the well-ordering.

The minimal program $\lambda = \lambda_{\top} : \mathbb{P}$ is the infimum of the identically true predicate $\top : \mathbb{P} \longrightarrow \bullet \mathbb{B}$.

The minimal element of a decidable type. Recall from Sec. 2.3.1 that any type A corresponds to an idempotent $\rho_A : \mathbb{P} \longrightarrow \mathbb{P}$, in the sense that the elements $x : A$ correspond to the programs $x = \rho_A(x)$. Equivalently, any type A also corresponds to predicate $\chi_A : \mathbb{P} \longrightarrow \mathbb{B}$, defined $\chi_A(x) = (x \stackrel{?}{=} \rho_A(x))$, so that $x : A$ holds precisely when $\chi_A(x)$ is true. A type A is said to be decidable when its *characteristic predicate* χ_A is decidable. It can be worked out that χ_A is decidable, i.e. cartesian, if and only if ρ_A is cartesian. The assumption that A is inhabited means that there is a program x such that $x = \rho_A(x)$. We return to predicates and type testing in Sec. ??.

There are no infinite descending sequences. In a computable universe, the descending sequences are generated by the total computable functions $s : A \longrightarrow \bullet A$ such that $s(x) \leq x$. The claim is that any sequence down a well-order must stabilize after finitely many steps, i.e.

$$s_0 \geq s_1 \geq s_2 \geq \dots \geq s_i \geq \dots \implies \exists n \forall k. s_{n+k} = s_n \quad (8.5)$$

where $s_i = s^i(a)$ for some $a : A$. Claim (8.5) follows from (8.2) or Fig. 8.2 by instantiating X to \mathbb{N} and

¹The tacit assumption that different variables do not interfere with each another in logical formulas makes every axiom instance tacitly parametric [123].

setting the predicate $p_s : A \multimap \mathbb{B}$ to be $p_s(a) = \widehat{p}_s(0, a)$ where $\widehat{p}_s : \mathbb{N} \times A \multimap \mathbb{B}$ is

$$\begin{aligned} \widehat{p}_s(n, a) = & \text{ifte}(s_n \stackrel{?}{=} a, \top, \\ & \text{ifte}(s_n < a \vee s_n \stackrel{?}{=} s_{n+1}, \perp, \widehat{p}_s(n+1, a))) \end{aligned} \quad (8.6)$$

The predicate p_s thus descends down the sequence $s_0 \geq s_1 \geq s_2 \geq \dots$, compares its entries with a , returns \top if $s_n = a$, \perp if $s_n < a$ (because $s_{n+k} \leq s_n < a$ for all k) or if $s_n > a$ but $s_{n+1} = s_n$ (because $s_{n+k} = s_n > a$ for all k). Thus $p_s(a)$ is true if and only if $a = s_n$ for some n . Axiom (8.2) now says that there $\bigwedge_{p_s} = s_n$ for some n and $\bigwedge_{p_s} \leq s_m$ for all other $m : \mathbb{N}$. It follows that $s_{n+k} = \bigwedge_{p_s}$ for all k .

Axiom of Choice: Monotone total unbounded surjections split. With all types ordered, the functions can be restricted to the *monotone* ones, i.e. where $x \leq y$ implies $f(x) \leq f(y)$. A function $f : A \rightarrow B$ is said to be *unbounded* if for every $b : B$ there is $a : A$ such that $b \leq f(a)$. An unbounded cartesian function $f : A \multimap B$ induces a decidable predicate $p_f : B \times A \multimap \mathbb{B}$ defined

$$p_f(b, a) = (b \leq f(a)) \quad (8.7)$$

The assumption that f is unbounded says that the predicate p_f is nonempty for every b . Defining the function $f^* : B \multimap A$ by

$$f^*(b) = \bigwedge_{p_f}(b) \quad (8.8)$$

gives the correspondence

$$f^*(b) \leq a \iff b \leq f(a) \quad (8.9)$$

The first claim is that the functions $\overleftarrow{f} = \left(A \xrightarrow{f} B \xrightarrow{f^*} A \right)$ and $\overrightarrow{f} = \left(B \xrightarrow{f^*} A \xrightarrow{f} B \right)$ are idempotent. This follows from the properties of \bigwedge_{p_f} . This can be verified as a workout. Splitting these idempotents by the types that they define, as described in Sec. 2.3.2, yields the subtypes A_f of A and B_f of B

$$A_f = \{x : A \mid x = \overleftarrow{f}(x)\} \quad B_f = \{y : B \mid \overrightarrow{f}(y) = y\} \quad (8.10)$$

The second claim is that restricting f along the splitting of \overleftarrow{f} from A to A_f lands into B_f and boils down to a type isomorphism.

$$\begin{array}{ccc} A & \xrightarrow{\quad} & A_f \\ \downarrow f & & \uparrow \cong \\ B & \xrightarrow{\quad} & B_f \end{array} \quad (8.11)$$

The inverse is the restriction of f^* from B to B_f . Since $\overrightarrow{f} \circ f = f \circ f^* \circ f = f$ follows from the definitions and the symmetry of (\leq) , the function f realizes $\iota_f : A \rightarrow B_f$ as the first component of its surjective-injective factorization $f = \left(A \xrightarrow{\iota_f} B_f \hookrightarrow B \right)$. Since $f^* \circ \overleftarrow{f} = f^* \circ f \circ f^* = f^*$, the function f^* realizes

the injection $\iota f^* = \left(B_f \xrightarrow{f^*} A_f \hookrightarrow A \right)$ yields $\iota f \circ \iota f^* = \text{id}_{B_f}$ and the idempotent $\iota f^* \circ \iota f$ displaying B_f as a subtype of A . When f itself is surjective, then f^* can be taken as its splitting and hence $B_f = B$.

The Axiom of Choice is valid precisely when every surjection has a splitting, a choice function. Since surjections are obviously unbounded, it follows that the Axiom of Choice is valid for the monotone functions in any computable universe with well-ordered programs. See Sec. 8.6 for further comments.

8.2.4 Monotone programming

We saw in Sec. ?? that any given computable function is encoded by infinitely many programs, unless the whole universe is collapsed to $\top \neq \perp$. Since any decreasing sequence of programs must be finite, for any computable function there must therefore be an infinite increasing sequence of programs that encode it. That sequence cannot be bounded, since the descending sequences below any bound $b : \mathbb{P}$ must be finite. For any computation $f : A \rightarrow B$ and any bound $b : \mathbb{P}$ there must therefore always be a program $F \geq b$ such that $\{F\} = f$. Let us abbreviate this to $\{F_{\geq b}\} = f$. The programmability assumption asserted in (2.3) now becomes

$$\forall g \in \mathbb{C}(X \times A, B) \quad \forall \ell \in \mathbb{C}^\bullet(X, \mathbb{P}) \quad \exists G \in \mathbb{C}^\bullet(X, \mathbb{P}). \quad \{G_{\geq \ell}\} = g \quad (8.12)$$

In the presence of well-ordering, this refinement of (2.3) is derivable by adapting standard well-ordering arguments. However, since they are neither succinct nor specific to the present framework, we omit them and simply strengthen (2.3) by (8.12). The sense in which this strengthening is conservative is immaterial for the present goals. The fact the real programming languages are well-ordered assures consistency. In the context of the partial evaluators (2.4–2.5), amounts to monotonicity:

$$[G] x \geq G \qquad [G] x \geq x \quad (8.13)$$

The other basic program constructors can therefore also be chosen to be monotone for all programs $p, q : \mathbb{P}$

$$p, q \leq (p; q), (p \parallel q), \lceil p, q \rceil \quad (8.14)$$

8.3 Program-closed categories

A *program-closed category* is a monoidal computer C whose programming language \mathbb{P} is well-ordered. Unfolding the definition from Sec. 2.5.1 and removing the redundancies, the program-closed structure of a category C boils down to

- a) a data service $A \times A \xrightarrow{\Delta} A \xrightarrow{\top} I$ on every type A , as described in Sec. 1.2,
- b') a distinguished type \mathbb{P} of *programs* with a decidable well-ordering $(\leq) : \mathbb{P} \times \mathbb{P} \rightarrow \mathbb{B}$, as described in Sec. 8.2, and
- c'') a *universal simulator* $\{\!-\!\} : \mathbb{P} \times A \rightarrow \mathbb{P} \times B$ for all types A, B , as in (??).

Examples. It was explained in Sec. 2.5.1 that any Turing-complete programming language \mathbb{P} induces a monoidal computer. It induces a program-complete category as soon as it is well-ordered. All of the

programming languages based on numerically represented alphabets are well-ordered lexicographically. The only languages where the well-ordering is not automatic, but needs to be explicitly specified, are the natively diagrammatic languages.

8.4 Programming languages are isomorphic

8.4.1 Simulations between programming languages

Since any programming language is a universal state space, and its program evaluators are universal simulators (as proved in Sec. ??), it follows that any two programming languages \mathbb{P}_0 and \mathbb{P}_1 simulate each other. This means that for any pair of types A, B there are simulations $\vartheta_0 : \mathbb{P}_1 \longrightarrow \mathbb{P}_0$ and $\vartheta_1 : \mathbb{P}_0 \longrightarrow \mathbb{P}_1$ as in Fig. 8.3. These simulations preserve the meaning of programs, in the sense that $\llbracket \vartheta_{01} x \rrbracket_1 = \llbracket x \rrbracket_0$ and

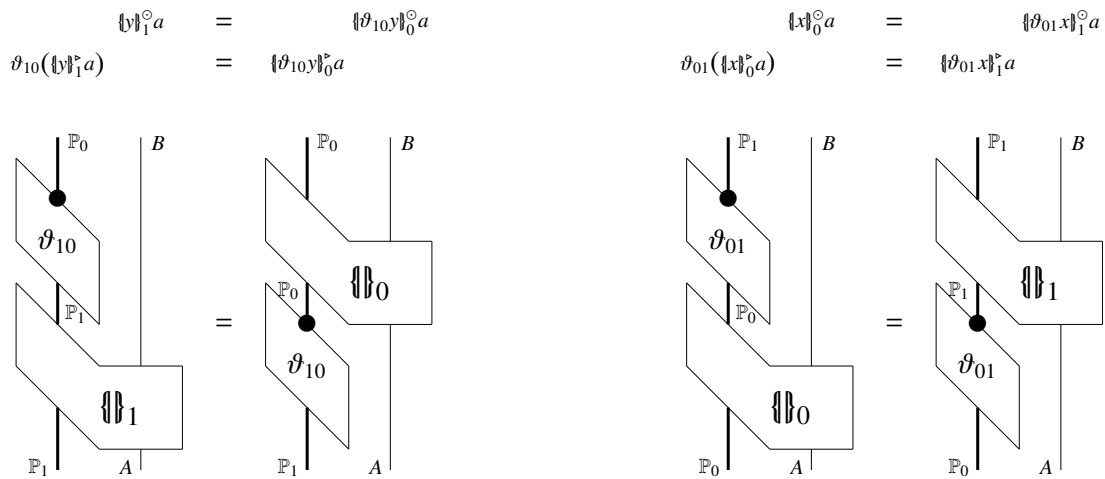


Figure 8.3: Programming languages simulate each other

$\llbracket \vartheta_{10} y \rrbracket_0 = \llbracket y \rrbracket_1$, but they are not injective, and many \mathbb{P}_0 programs may be mapped to a single \mathbb{P}_1 program, and vice versa. Such programming language simulations are thus sound with respect to the extensional and denotational semantics, but not with respect to the intensional and operational semantics, as they may simulate many different states by the same state and fail to preserve the underlying algorithms. The composite simulations

$$\vartheta_{00} = \left(\mathbb{P}_0 \xrightarrow{\vartheta_{01}} \mathbb{P}_1 \xrightarrow{\vartheta_{10}} \mathbb{P}_0 \right) \qquad \vartheta_{11} = \left(\mathbb{P}_1 \xrightarrow{\vartheta_{10}} \mathbb{P}_0 \xrightarrow{\vartheta_{01}} \mathbb{P}_1 \right)$$

reinterpret each of the language in itself without changing the program denotations (their extensional meaning) but modifying the programmed operations (their intensional meaning), depending on the other language. But (as shown in Sec. 7.5) the induced lossless simulations

$$\overline{\vartheta}_{01} x = [x, \vartheta_{01} x] \qquad \overline{\vartheta}_{10} y = [y, \vartheta_{10} y] \qquad (8.15)$$

provide the injections

$$\frac{\vartheta_{01} : \mathbb{P}_0 \longrightarrow \bullet \mathbb{P}_1}{\overline{\vartheta}_{01} : \mathbb{P}_0 \succ \bullet \mathbb{P}_1} \qquad \frac{\vartheta_{10} : \mathbb{P}_1 \longrightarrow \bullet \mathbb{P}_0}{\overline{\vartheta}_{10} : \mathbb{P}_1 \succ \bullet \mathbb{P}_0}$$

which still preserve the meaning of the programs, as expressed by the program execution machines $\llbracket \cdot \rrbracket_0 : \mathbb{P}_0 \times A \longrightarrow \mathbb{P}_0 \times B$ and $\llbracket \cdot \rrbracket_1 : \mathbb{P}_1 \times A \longrightarrow \mathbb{P}_1 \times B$ modified as in Fig. ??). Since the program pairing and composition operations, as explained in Sec. 8.2, can be made monotone increasing, any two programming languages \mathbb{P}_0 and \mathbb{P}_1 thus come with the simulations $\overline{\vartheta}_{ij}$, $i, j = 0, 1$

$$\begin{array}{ccc} \overline{\vartheta}_{00} \left(\text{loop} \right) \mathbb{P}_0 & \begin{array}{c} \xrightarrow{\overline{\vartheta}_{10}} \\ \xleftarrow{\overline{\vartheta}_{01}} \end{array} & \mathbb{P}_1 \left(\text{loop} \right) \overline{\vartheta}_{11} \end{array} \quad (8.16)$$

that are monotone increasing and injective

$$x < \overline{\vartheta}_{ij}x \qquad x < y \implies \overline{\vartheta}_{ij}x < \overline{\vartheta}_{ij}y \qquad \overline{\vartheta}_{ij}x = \overline{\vartheta}_{ij}y \implies x = y \quad (8.17)$$

for all i, j, x, y

8.4.2 The isomorphism construction

From the monotone increasing injective simulations in (8.16) we now extract monotone increasing *invertible* simulations

$$\begin{array}{ccc} \text{id} \left(\text{loop} \right) \mathbb{P}_0 & \begin{array}{c} \xrightarrow{\chi} \\ \xleftarrow{\kappa} \end{array} & \mathbb{P}_1 \left(\text{loop} \right) \text{id} \end{array} \quad (8.18)$$

The invertibility means that $\chi \circ \kappa = \text{id}$ and $\kappa \circ \chi = \text{id}$. The other properties follow from the corresponding properties of $\overline{\vartheta}_{01}$ and $\overline{\vartheta}_{10}$.

Orbits. Any given programs $x : \mathbb{P}_0$ and $y : \mathbb{P}_1$ induce the sequences

$$x < \overline{\vartheta}_{00}x < \overline{\vartheta}_{00}^2x < \overline{\vartheta}_{00}^3x < \dots \qquad y < \overline{\vartheta}_{11}y < \overline{\vartheta}_{11}^2y < \overline{\vartheta}_{11}^3y < \dots \quad (8.19)$$

for $\overline{\vartheta}_{00}$ and $\overline{\vartheta}_{11}$ from (8.16). It is easy to show that for $i = 0, 1$ the relations

$$(u \overset{i}{\sim} v) \iff \exists n. u = \overline{\vartheta}_{ii}^n v \vee \overline{\vartheta}_{ii}^n u = v \quad (8.20)$$

are equivalences on \mathbb{P}_i . The $(\overset{i}{\sim})$ -equivalence classes are thus the orbits of \mathbb{P}_i -programs along $\overline{\vartheta}_{ii}$.

The minima of the orbits. The correspondence $\overline{\vartheta}_{ii}^* u \leq v \iff u \leq \overline{\vartheta}_{ii} v$, derived from (8.9), yields a decreasing function $\overline{\vartheta}_{ii}^* : \mathbb{P}_i \longrightarrow \bullet \mathbb{P}_i$. Since $\overline{\vartheta}_{ii} : \mathbb{P}_i \succ \bullet \mathbb{P}_i$ are injections, $\overline{\vartheta}_{ii}^* v = u$ whenever $v = \overline{\vartheta}_{ii} u$. When the program v is not in the image of $\overline{\vartheta}_{ii}$, then $\overline{\vartheta}_{ii}^* v$ is the smallest program whose $\overline{\vartheta}_{ii}$ -image is above

v. Using the program infimum (8.3) to set

$$x_0 = x \quad x_{n+1} = (\bar{\vartheta}_{00}^* x_n \wedge x_n) \quad (8.21)$$

$$y_0 = x \quad y_{n+1} = (\bar{\vartheta}_{00}^* y_n \wedge y_n) \quad (8.22)$$

yields the sequences analogous to (8.5)

$$x_0 \geq x_1 \geq x_2 \geq x_3 \geq \dots \quad y_0 \geq y_1 \geq y_2 \geq y_3 \geq \dots \quad (8.23)$$

which descend down the orbits in (8.19). It was established for (8.5) that such sequences of programs eventually stabilize. Denote by $\lambda_x : \mathbb{P}_0$ the minimum of the orbit of $x : \mathbb{P}_0$ and by $\lambda_y : \mathbb{P}_1$ the minimum of the orbit of $y : \mathbb{P}_1$.

The origins of the orbits. The simulations $\bar{\vartheta}_{01} : \mathbb{P}_0 \multimap \mathbb{P}_1$ and $\bar{\vartheta}_{10} : \mathbb{P}_1 \multimap \mathbb{P}_0$ induce the mappings between the orbits:

$$\begin{array}{ccc} x < \bar{\vartheta}_{10}\bar{\vartheta}_{01}x < \bar{\vartheta}_{10}\bar{\vartheta}_{01}\bar{\vartheta}_{10}\bar{\vartheta}_{01}x < \dots & y < \bar{\vartheta}_{01}\bar{\vartheta}_{10}y < \bar{\vartheta}_{01}\bar{\vartheta}_{10}\bar{\vartheta}_{01}\bar{\vartheta}_{10}y < \dots & \\ \downarrow & \downarrow & \downarrow \\ \bar{\vartheta}_{01}x < \bar{\vartheta}_{01}\bar{\vartheta}_{10}\bar{\vartheta}_{01}x < \bar{\vartheta}_{01}\bar{\vartheta}_{10}\bar{\vartheta}_{01}\bar{\vartheta}_{10}\bar{\vartheta}_{01}x < \dots & \bar{\vartheta}_{10}y < \bar{\vartheta}_{10}\bar{\vartheta}_{01}\bar{\vartheta}_{10}y < \bar{\vartheta}_{10}\bar{\vartheta}_{01}\bar{\vartheta}_{10}\bar{\vartheta}_{01}\bar{\vartheta}_{10}y < \dots & \end{array} \quad (8.24)$$

These mappings establish an involutive bijection between the orbits in \mathbb{P}_0 and the orbits in \mathbb{P}_1 . Each corresponding pair can be thought of as an equivalence class in the disjoint union of $\mathbb{P}_0 + \mathbb{P}_1$. It is an alternating shuffle of a \mathbb{P}_0 -orbit and a \mathbb{P}_1 -orbit, alternating between the two along $\bar{\vartheta}_{01}$ and $\bar{\vartheta}_{10}$. However, the \mathbb{P}_0 -orbit comes with a minimum in \mathbb{P}_0 , whereas the \mathbb{P}_1 -orbit comes with a minimum in \mathbb{P}_1 . Looking at (8.24) shows that one of these minima must be the image of the other, as either

$$\bar{\vartheta}_{01} \lambda_x = \lambda_y \quad \text{or} \quad \bar{\vartheta}_{10} \lambda_y = \lambda_x \quad (8.25)$$

must hold first. In the former case λ_x is the origin of the orbit; in the latter case, it is λ_y .

Given a minimal element $u = \lambda_x$ of a \mathbb{P}_0 -orbit containing x , the test whether it is an origin thus boils down to checking if there is $y : \mathbb{P}_1$ such that $u = \bar{\vartheta}_{10}y$. It is easy to see that such y must be a minimum of the corresponding \mathbb{P}_1 -orbit, since its proper predecessor in the \mathbb{P}_1 -orbit would have to come from a proper predecessor of u in the corresponding \mathbb{P}_0 -orbit, and u was assumed to be minimal. To test whether u lies in the image of $\bar{\vartheta}_{10}$, consider the predicate $p_{10} : \mathbb{P}_0 \times \mathbb{P}_1 \multimap \mathbb{B}$ defined

$$p_{10}(x, y) = (\bar{\vartheta}_{10}^* x \leq y \wedge y \leq \bar{\vartheta}_{01}x) \quad (8.26)$$

This predicate is decidable because it boils down to checking the decidable properties $x \leq \bar{\vartheta}_{10}y$ and $y \leq \bar{\vartheta}_{01}x$ for cartesian functions $\bar{\vartheta}_{10}$ and $\bar{\vartheta}_{01}$. It is nonempty because both $\bar{\vartheta}_{10}^*$ and $\bar{\vartheta}_{01}$ are unbounded. Since \mathbb{P}_1 is well-ordered, $\lambda_{p_{10}}(x) = y : \mathbb{P}_1$ is the least element such that $\bar{\vartheta}_{10}^* x \leq y$, or equivalently $x \leq \bar{\vartheta}_{10}y$. Testing whether the minimal element $v = \lambda_y$ of a \mathbb{P}_1 -orbit containing y is an origin is based on a predicate $p_{01} : \mathbb{P}_1 \times \mathbb{P}_0 \multimap \mathbb{B}$ derived analogously to p_{10} , *mutatis mutandis*. These two ordering predicates are used to define the two testing predicates $\Theta_{10} : \mathbb{P}_0 \multimap \mathbb{B}$ and $\Theta_{01} : \mathbb{P}_1 \multimap \mathbb{B}$, as follows:

$$\Theta_{10}(x) = \left(x \stackrel{?}{=} \bar{\vartheta}_{10}(\lambda_{p_{10}}(x)) \right) \quad \Theta_{01}(y) = \left(y \stackrel{?}{=} \bar{\vartheta}_{01}(\lambda_{p_{01}}(y)) \right) \quad (8.27)$$

The isomorphism is formed by the functions $\kappa : \mathbb{P}_0 \longrightarrow \mathbb{P}_1$ and $\chi : \mathbb{P}_1 \longrightarrow \mathbb{P}_0$ defined:

$$\kappa(x) = \begin{cases} \bar{\vartheta}_{10}^* x & \text{if } \Theta_{10}(x) \\ \bar{\vartheta}_{01} x & \text{otherwise} \end{cases} \quad \chi(y) = \begin{cases} \bar{\vartheta}_{01}^* y & \text{if } \Theta_{01}(y) \\ \bar{\vartheta}_{10} y & \text{otherwise} \end{cases} \quad (8.28)$$

The exclusive disjunction of $\bar{\vartheta}_{01} \wedge_x = \wedge_y$ and $\bar{\vartheta}_{10} \wedge_y = \wedge_x$ in (8.25) implies

$$\Theta_{10}(x) \iff \neg \Theta_{01}(\bar{\vartheta}_{01} x) \quad \Theta_{01}(y) \iff \neg \Theta_{10}(\bar{\vartheta}_{10} y) \quad (8.29)$$

Splitting the cases in the definitions of κ and χ accordingly yields

$$\chi \circ \kappa(x) = x \quad \kappa \circ \chi(y) = y \quad (8.30)$$

The fact that κ and χ preserve the operational meanings of programs follows from the fact that $\bar{\vartheta}_{10}$ and $\bar{\vartheta}_{01}$ preserve them, and that the restrictions of $\bar{\vartheta}_{10}$ and $\bar{\vartheta}_{01}$ that act within κ and χ are inverted by $\bar{\vartheta}_{10}^*$ and $\bar{\vartheta}_{01}^*$. But any invertible homomorphism reflects all structure that it preserves, and it is an isomorphism. Both κ and χ thus preserve not only the denotations but also the operational meaning of the programs. The definitions in (8.28) thus establish an isomorphism not only with respect to the functional, extensional meaning of programs, but it also with respect to their algorithmic, intensional meaning.

8.4.3 Upshot

Computability is an intrinsic *property*, not external *structure*. The number of elements is an intrinsic property of a set. An ordering or distance metric imposed on its elements are added structures. A set can be a metric space in many different ways, but it can be countable in at most one way, up to a bijection. Being countable is a property, whereas having a metric is a structure. See Appendix 4 for more about structures and properties.

Humans speak many different languages, but they are all products of the same human capability of speech. The message of this chapter is that it is the same with computers. Church's Thesis postulates that computability can be realized in many different ways. They are programmed in many different languages. The categorical structure underlying all of them turns out to be unique up to isomorphism. A universe, viewed as a monoidal category, may or may not be computable. When it is, then its programming languages and program evaluators are essentially unique, completely determined by the monoidal structure. Computability is an intrinsic property of the monoidal category, not an added structure.

8.5 Workout

8.6 Story

9 Computability as continuity

Appendices

1	On categories and functors	115
2	On idempotents	115
3	What numbers are not	115
4	Structures vs properties	115
5	Workout ideas	115

1 On categories and functors

2 On idempotents

3 What numbers are not

4 Structures vs properties

5 Workout ideas

Bibliography

- [1] Samson Abramsky. Intensionality, definability and computation. In Alexandru Baltag and Sonja Smets, editors, *Johan van Benthem on Logic and Information Dynamics*, pages 121–142. Springer, 2014.
- [2] Samson Abramsky and Achim Jung. Domain theory. In Samson et al Abramsky, editor, *Handbook of Logic in Computer Science*, volume 3, pages 1–168. Oxford University Press, 1994.
- [3] Jiri Adamek. Introduction to coalgebra. *Theory and Applications of Categories*, 14:157–199, 2005.
- [4] Jiri Adamek, Horst Herrlich, and George E. Strecker. *Abstract and Concrete Categories: The Joy of Cats*. Wiley, 1990. available online.
- [5] Alfred V. Aho, Ravi Sethi, and Jeffrey D. Ullman. *Compilers: Principles, Techniques, and Tools*. Series in Computer Science and Information Processing. Addison-Wesley, 1986. 2nd edition in 2006, coauthored with Monica Lam.
- [6] Peter M. Alberti and Armin Uhlmann. *Stochasticity and partial order: double stochastic maps and unitary mixing*. Mathematics and its applications. Deutscher Verlag der Wissenschaften, 1981.
- [7] Christoph Arndt. *Information Measures: Information and its Description in Science and Engineering*. Signals and Communication Technology. Springer Berlin Heidelberg, 2012.
- [8] Sanjeev Arora and Boaz Barak. *Computational Complexity: A Modern Approach*. Cambridge University Press, 2009.
- [9] Michael Artin, Alexander Grothendieck, and Jean-Louis Verdier, editors. *Séminaire de Géométrie Algébrique: Théorie des Topos et Cohomologie Étale des Schemas (SGA 4)*, volume 269,270,305 of *Lecture Notes in Mathematics*. Springer-Verlag, 1964. Second edition, 1972.
- [10] Steve Awodey. *Category Theory*. Oxford Logic Guides. OUP, 2010.
- [11] John Baez and Aaron Lauda. A prehistory of n -categorical physics. In *Deep Beauty: Understanding the Quantum World Through Mathematical Innovation*, pages 13–128. Cambridge University Press, 2011.
- [12] Henk Barendregt, Wil Dekkers, and Richard Statman. *Lambda Calculus with Types*. Perspectives in Logic. Cambridge University Press, 2013.
- [13] Charles H Bennett. The thermodynamics of computation — a review. *International Journal of Theoretical Physics*, 21(12):905–940, 1982.
- [14] Charles H. Bennett. Logical depth and physical complexity. In *A half-century survey on The Universal Turing Machine*, pages 227–257, New York, NY, USA, 1988. Oxford University Press, Inc.

- [15] Ingemar Bethke. *Notes on Partial Combinatory Algebras*. PhD thesis, University of Amsterdam, 1988.
- [16] Lars Birkedal. *Developing Theories of Types and Computability via Realizability*, volume 34 of *Electronic Notes in Theoretical Computer Science*. Elsevier, 2000.
- [17] Manuel Blum. A machine-independent theory of the complexity of recursive functions. *J. ACM*, 14(2):322–336, April 1967.
- [18] Francis Borceux. *Handbook of Categorical Algebra*. Number 50 in Encyclopedia of Mathematics and its Applications. Cambridge University Press, 1994. Three volumes.
- [19] Roberto Bruni, Roberto Giacobazzi, Roberta Gori, Isabel Garcia-Contreras, and Dusko Pavlovic. Abstract extensionality: on the properties of incomplete abstract interpretations. *Proc. ACM Program. Lang.*, 4(POPL):28:1–28:28, 2020.
- [20] Cristian Calude. *Theories of Computational Complexity*, volume 35 of *Annals of Discrete Mathematics*. North-Holland, 1988.
- [21] Georg Cantor. Über eine elementare Frage der Mannigfaltigkeitslehre. *Jahresbericht der Deutschen Mathematiker-Vereinigung*, 1:75–78, 1891.
- [22] Georg Cantor. Beiträge zur begründung der transfiniten mengenlehre. *Mathematische Annalen*, 46(4):481–512, 1895.
- [23] Georg Cantor. *Gesammelte Abhandlungen mathematischen und philosophischen Inhalts*. Springer-Verlag, 1932. Edited by Ernst Zermelo; reprinted by Olms, Hildesheim, 1962.
- [24] Aurelio Carboni and Robert F.C. Walters. Cartesian bicategories, I. *J. of Pure and Applied Algebra*, 49:11–32, 1987.
- [25] Jason Castiglione, Dusko Pavlovic, and Peter-Michael Seidel. Privacy protocols. In Joshua Guttman et al., editor, *CathFest: Proceedings of the Symposium in Honor of Catherine Meadows*, volume 11565 of *Lecture Notes in Computer Science*, pages 167–192. Springer, 2019.
- [26] Noam Chomsky. *Language and Mind*. Cambridge University Press, 2006.
- [27] Alonzo Church. An unsolvable problem of elementary number theory. *American Journal of Mathematics*, 58:345–363, 1936. Reprinted in [41].
- [28] Alonzo Church. The constructive second number class. *Bulletin of the American Mathematical Society*, 44(4):224–232, 1938.
- [29] Alonzo Church. A formulation of the simple theory of types. *The Journal of Symbolic Logic*, 5(2):56–68, 1940.
- [30] Alonzo Church. *The Calculi of Lambda Conversion*, volume 6 of *Annals of Mathematics Studies*. Princeton University Press, 1941.
- [31] Alonzo Church and Stephen C. Kleene. Constructions of formal definitions of functions of ordinal numbers. *Bull. Amer. math. Soc.* 42, 639, 1936.

- [32] Alonzo Church and Stephen Cole Kleene. Formal definitions in the theory of ordinal numbers. *Fundam. Math.*, 28:11–21, 1937.
- [33] J.Robin B. Cockett and Pieter J.W. Hofstra. Introduction to turing categories. *Annals of Pure and Applied Logic*, 156(2):183 – 209, 2008.
- [34] Bob Coecke, Éric Oliver Paquette, and Dusko Pavlovic. Classical and quantum structuralism. In Simon Gay and Ian Mackie, editors, *Semantical Techniques in Quantum Computation*, pages 29–69. Cambridge University Press, 2009.
- [35] Bob Coecke and Aleks Kissinger. *Picturing Quantum Processes: A First Course in Quantum Theory and Diagrammatic Reasoning*. Cambridge University Press, 2017.
- [36] John H. Conway. *On Numbers and Games*. Number 6 in London Mathematical Society Monographs. Academic Press, 1976.
- [37] John H. Conway and Richard Guy. *The Book of Numbers*. Springer, 2012.
- [38] Thierry Coquand and Gérard P. Huet. The calculus of constructions. *Inf. Comput.*, 76:95–120, 1988.
- [39] Haskell B. Curry. Functionality in combinatory logic. *Proceedings of the National Academy of Sciences*, 20:584–590, 1934.
- [40] Joseph W. Dauben. *Georg Cantor: His Mathematics and Philosophy of the Infinite*. Princeton University Press, 2020.
- [41] Martin Davis, editor. *The Undecidable : Basic papers on undecidable propositions, unsolvable problems, and computable functions*. Raven Press, Helwett, N.Y., 1965.
- [42] Richard Dedekind. *Essays on the Theory of Numbers*. The Religion of Science Library. Open Court Publishing Company, 1901. reprinted by Dover in 1963.
- [43] Dennis Des Chene. *Spirits and Clocks: Machine and Organism in Descartes*. Cornell University Press, 2018.
- [44] Edsger W. Dijkstra. Guarded commands, nondeterminacy and formal derivation of programs. *Communications of the ACM*, 18(8):453–457, 1975.
- [45] John Doner and Alfred Tarski. An extended arithmetic of ordinal numbers. *Fundamenta Mathematicae*, 65(1):95–127, 1969.
- [46] Beno Eckmann and Peter Hilton. Structure maps in group theory. *Fundamenta Mathematicae*, 50(2):207–221, 1961.
- [47] Samuel Eilenberg and Saunders MacLane. General theory of natural equivalences. *Transactions of the American Mathematical Society*, 58(2):231–294, 1945.
- [48] Samuel Eilenberg and Norman Steenrod. *Foundations of Algebraic Topology*. Princeton University Press, 1952.
- [49] Yu.L. Ershov. Enumeration of families of general recursive functions. *Siberian Mathematical*

Journal, 8(5):771–778, 1967.

- [50] Yu.L. Ershov. *Theory of Enumerations*. Mathematical Logic and Foundations of Mathematics. Nauka, Moscow, 1977. (in Russian).
- [51] Solomon Feferman. A language and axioms for explicit mathematics. In *Algebra and logic*, pages 87–139. Springer, 1975.
- [52] Richard Feynman. *The Character of Physical Law*. The MIT Press. MIT Press, 1967.
- [53] Peter Freyd and Dusko Pavlovic. Conversation on the categories mailing list 12–13 february 1994. <https://www.mta.ca/cat-dist/archive/>.
- [54] Yoshihiko Futamura. Partial evaluation of computation process—approach to a compiler-compiler. *Higher Order Symbol. Comput.*, 12(4):381–391, December 1999.
- [55] Robin Gandy. The confluence of ideas in 1936. In Rolf Herken, editor, *A half-century survey on The Universal Turing Machine*, pages 55–111. Springer, 1988.
- [56] G. Gierz, K.H. Hofmann, K. Keimel, J.D. Lawson, M. Mislove, and D.S. Scott. *Continuous Lattices and Domains*. EBSCO ebook academic collection. Cambridge University Press, 2003.
- [57] Jean-Yves Girard. The system f of variable types, fifteen years later. *Theoretical computer science*, 45:159–192, 1986.
- [58] Jean-Yves Girard, Yves Lafont, and Paul Taylor. *Proofs and Types*. Number 7 in Cambridge Tracts in Theoretical Computer Science. Cambridge University Press, 1989.
- [59] Kurt Gödel. Über formal unentscheidbare Sätze der Principia Mathematica und verwandter Systeme I. *Monatshefte für Mathematik und Physik*, 38:173–198, 1931. English translations, “On Formally Undecidable Propositions of ‘Principia Mathematica’ and Related Systems” published by Oliver and Boyd, 1962 and Dover, 1992; also in [68], pp. 596–616; also in [41], pages 5–38.
- [60] Kurt Gödel. Remarks before the princeton bicentennial conference of problems in mathematics. In Martin Davis, editor, *The Undecidable : Basic papers on undecidable propositions, unsolvable problems, and computable functions*, pages 84–87. Raven Press, Helwett, N.Y., 1965.
- [61] Hermann Grassmann. *A New Branch of Mathematics: The “Ausdehnungslehre” of 1844 and Other Works*. Open Court, 1995.
- [62] Hermann Grassmann. *Extension Theory*, volume 19 of *History of Mathematics*. American Mathematical Soc., 2000.
- [63] Alexandre Grothendieck. Sur quelques points d’algèbre homologique. *Tohoku Mathematical Journal, Second Series*, 9(2):119–183, 1957.
- [64] Andrzej Grzegorzczak. *Some classes of recursive functions*, volume 4 of *Rosprawy Matematyczne*. Instytut Matematyczny Polskiej Akademi Nauk, 1953.
- [65] Carl Gunter. *Semantics of Programming Languages: Structures and Techniques*. Foundations of Computing. MIT Press, 1992.

- [66] Yuri Gurevich. Logic activities in Europe. *ACM SIGACT News*, 25(2):11–24, June 1994.
- [67] Susumu Hayashi. Adjunction of semifunctors: Categorical structures in nonextensional lambda calculus. *Theor. Comput. Sci.*, 41:95–104, 1985.
- [68] Jean van Heijenoort, editor. *From Frege to Gödel: a Source Book in Mathematical Logic, 1879–1931*. Harvard University Press, 1967. Reprinted 1971, 1976.
- [69] Arend Heyting. Die formalen Regeln der intuitionistischen Logik. I, II, III. *Sitzungsber. Preuß. Akad. Wiss., Phys.-Math. Kl.*, 1930:42–56, 57–71, 158–169, 1930.
- [70] David Hilbert. Über das Unendliche. *Mathematische Annalen*, 95:161–190, 1926. English translation in [68], pp. 367–392.
- [71] Arie Hinkis. *Proofs of the Cantor-Bernstein Theorem: A Mathematical Excursion*, volume 45 of *Science Networks. Historical Studies*. Springer, 2013.
- [72] Ralph Hinze and Dan Marsden. *The Art of Category Theory Part I: Introducing String Diagrams*, 2019. Completed book, under review.
- [73] C.A.R. Hoare. Hints on the design of a programming language for real-time command and control. In J.P. Spencer, editor, *Real-time Software: International State of the Art Report*, pages 685–99. Infotech International, 1976.
- [74] Douglas R. Hofstadter. *Gödel, Escher, Bach*. Basic Books. Basic Books, 1979.
- [75] John E. Hopcroft, Rajeev Motwani, and Jeffrey D. Ullman. *Introduction to Automata Theory, Languages, and Computation*. Addison-Wesley, Boston, MA, USA, 3rd edition edition, 2006.
- [76] Günter Hotz. Eine Algebraisierung des Syntheseproblems von Schaltkreisen I–II. *Elektronische Informationsverarbeitung und Kybernetik*, 1–2(3):185–205, 209–231, 1965.
- [77] William A. Howard. The fomulæ-as-types notion of construction. In J.P. Seldin and J.R. Hindley, editors, *To H.B. Curry: Essays on combinatory logic, lambda calculus and formalism*, volume 2, pages 479–490. Oxford University Press, 1980.
- [78] Paul Hudak. Conception, evolution, and application of functional programming languages. *ACM Comput. Surv.*, 21(3):359–411, sep 1989.
- [79] Martin Hyland. The effective topos. In Anne Sjerp Troelstra and Dirk van Dalen, editors, *L. E. J. Brouwer Centenary Symposium*, number 110 in *Studies in Logic and the Foundations of Mathematics*, pages 165–216. North-Holland, 1982.
- [80] Bart Jacobs. *Introduction to Coalgebra: Towards Mathematics of States and Observation*, volume 59 of *Cambridge Tracts in Theoretical Computer Science*. Cambridge University Press, 2016.
- [81] Peter T. Johnstone. *Sketches of an Elephant: A Topos Theory Compendium*. Oxford Logic Guides. Clarendon Press, 2002.
- [82] Neil D. Jones. *Computability and Complexity: From a Programming Perspective*. Foundations of Computing. MIT Press, 1997.

- [83] André Joyal and Ross Street. The geometry of tensor calculus I. *Adv. in Math.*, 88:55–113, 1991.
- [84] André Joyal and Ross Street. The geometry of tensor calculus II, 1995. Draft available from Ross Street’s website as item 53.
- [85] Daniel M. Kan. Adjoint functors. *Transactions of the American Mathematical Society*, 87(2):294–329, 1958.
- [86] Gregory Maxwell Kelly. *Basic Concepts of Enriched Category Theory*. Number 64 in London Mathematical Society Lecture Note Series. Cambridge University Press, 1982. Reprinted in *Theory and Applications of Categories*, No. 10 (2005) pp. 1–136.
- [87] Stephen C. Kleene. General recursive functions of natural numbers. *Bull. Amer. Math. Soc.*, 41, 1935.
- [88] Stephen C. Kleene. General recursive functions of natural numbers. *Math. Ann.*, 112:727–742, 1936.
- [89] Stephen C. Kleene. λ -definability and recursiveness. *Duke Math. J.*, 2:340–353, 1936.
- [90] Stephen C. Kleene. On notation for ordinal numbers. *Journal of Symbolic Logic*, 3(4):150–155, 1938.
- [91] Stephen C. Kleene. On the interpretation of intuitionistic number theory. *Journal of Symbolic Logic*, 10(4):109–124, 1945.
- [92] Stephen C. Kleene. *Introduction to Meta-Mathematics*. North-Holland Publ. Co., Amsterdam, 1952.
- [93] Christiaan P.J. Koymans. Models of the lambda calculus. *Inf. Control.*, 52(3):306–332, 1982.
- [94] Georg Kreisel. Interpretation of analysis by means of constructive functionals of finite types. In Arend Heyting, editor, *Constructivity in Mathematics. Proceedings of the Colloquium Held at Amsterdam 1957*, Studies in logic and the foundations of mathematics, pages 101–128. North-Holland, 1959.
- [95] Joachim Lambek and Philip Scott. *Introduction to Higher Order Categorical Logic*. Number 7 in Cambridge Studies in Advanced Mathematics. Cambridge University Press, 1986.
- [96] Rolf Landauer. Irreversibility and heat generation in the computing process. *IBM journal of research and development*, 5(3):183–191, 1961.
- [97] F. William Lawvere. Functorial semantics of algebraic theories. *Proceedings of the National Academy of Sciences of the United States of America*, 50(1):869–872, 1963.
- [98] F. William Lawvere. The category of categories as a foundation for mathematics. In *Proceedings of the Conference on Categorical Algebra held in La Jolla*, pages 1–20. Springer, 1966.
- [99] F. William Lawvere. Adjointness in foundations. *Dialectica*, 23:281–296, 1969. reprint in *Theory and Applications of Categories*, No. 16, 2006, pp.1–16.
- [100] F. William Lawvere. Equality in hyperdoctrines and the comprehension schema as an adjoint

- functor. In Alex Heller, editor, *Applications of Categorical Algebra*, number 17 in Proceedings of Symposia in Pure Mathematics, pages 1–14. American Mathematical Society, 1970.
- [101] F. William Lawvere. Metric spaces, generalised logic, and closed categories. In *Rendiconti del Seminario Matematico e Fisico di Milano*, volume 43. Tipografia Fusi, Pavia, 1973. Reprinted in *Theory and Applications of Categories*, No. 1, 2002, pp. 1–37.
 - [102] Leonid A. Levin. Forbidden information. *J. ACM*, 60(2), may 2013.
 - [103] Ming Li and Paul M. B. Vitányi. *An introduction to Kolmogorov complexity and its applications* (2. ed.). Graduate texts in computer science. Springer, 1997.
 - [104] John R. Longley. *Realizability toposes and language semantics*. PhD thesis, University of Edinburgh, 1995. available at www.lfcs.inf.ed.ac.uk/reports/95/ECS-LFCS-95-332/.
 - [105] Giuseppe Longo and Eugenio Moggi. Cartesian closed categories of enumerations for effective type structures. In Plotkin G. Kahn G., MacQueen D.B., editor, *Semantics of Data Types (SDT)*, number 173 in Lecture Notes in Computer Science, pages 235–255. Springer-Verlag, 1984.
 - [106] Saunders Mac Lane. *Homology*. Grundlehren der mathematischen Wissenschaften. Springer-Verlag, 1963.
 - [107] Saunders Mac Lane. *Categories for the Working Mathematician*. Number 5 in Graduate Texts in Mathematics. Springer-Verlag, 1971.
 - [108] Albert W. Marshall and Ingram Olkin. *Inequalities: Theory of Majorization and Its Applications*, volume 143 of *Mathematics in Science and Engineering*. Academic Press, 1979.
 - [109] Per Martin-Löf. *Intuitionistic Type Theory*. Bibliopolis, Naples, 1984.
 - [110] Eugenio Moggi. Notions of computation and monads. *Information and Computation*, 93(1):55 – 92, 1991. Selections from 1989 IEEE Symposium on Logic in Computer Science.
 - [111] Yiannis N. Moschovakis. Kleene’s Amazing Second Recursion Theorem. *Bulletin of Symbolic Logic*, 16(2):189–239, 2010.
 - [112] Philip S. Mulry. Generalized banach-mazur functionals in the topos of recursive sets. *J. of Pure and Applied algebra*, 26(1):71–83, 1982.
 - [113] John Myhill. Creative sets. *Mathematical Logic Quarterly*, 1(2):97–108, 1955.
 - [114] Ron P. Nederpelt, J. Herman Geuvers, and Roel C. de Vrijer. *Selected Papers on Automath*, volume 133 of *Studies in Logic and the Foundations of Mathematics*. Elsevier Science, 1994.
 - [115] John von Neumann and A.W. Burks. *Theory of Self-Reproducing Automata*. University of Illinois Press, 1984.
 - [116] Emmy Noether and Jean Cavaillès, editors. *Briefwechsel Cantor-Dedekind*, volume 518 of *Actualités Scientifiques et Industrielles*. Hermann & Cie., Paris, 1937.
 - [117] Bent Nordström, Kent Petersson, and Jan M. Smith. *Programming in Martin-Löf’s Type Theory: An Introduction*. International series of monographs on computer science. Clarendon Press, 1990.

- [118] Piergiorgio Odifreddi. *Classical Recursion Theory : The Theory of Functions and Sets of Natural Numbers*, volume 125 of *Studies in logic and the foundations of mathematics*. North-Holland, Amsterdam, New-York, Oxford, Tokyo, 1989.
- [119] Jaap van Oosten. *Realizability: An Introduction to its Categorical Side*, volume 152 of *Studies in Logic and the Foundations of Mathematics*. Elsevier Science, 2008.
- [120] Robert A. Di Paola and Alex Heller. Dominical categories: Recursion theory without elements. *The Journal of Symbolic Logic*, 52(3):594–635, 1987.
- [121] Christos H. Papadimitriou. *Computational Complexity*. Addison-Wesley, 1994.
- [122] Robert Paré. On absolute colimits. *J. Alg.*, 19:80–95, 1971.
- [123] Dusko Pavlovic. Categorical interpolation: descent and the Beck-Chevalley condition without direct images. In A. Carboni et al., editor, *Category Theory, Como 1990*, volume 1488 of *Lecture Notes in Mathematics*, pages 306–326. Springer Verlag, 1991.
- [124] Dusko Pavlovic. Constructions and predicates. In D. Pitt et al., editor, *Category Theory and Computer Science '91*, volume 530 of *Lecture Notes in Computer Science*, pages 173–197. Springer Verlag, 1991.
- [125] Dusko Pavlovic. Maps II: Chasing diagrams in categorical proof theory. *J. of the IGPL*, 4(2):1–36, 1996.
- [126] Dusko Pavlovic. Geometry of abstraction in quantum computation. *Proceedings of Symposia in Applied Mathematics*, 71:233–267, 2012. [arxiv.org:1006.1010](https://arxiv.org/abs/1006.1010).
- [127] Dusko Pavlovic. Monoidal computer I: Basic computability by string diagrams. *Information and Computation*, 226:94–116, 2013. [arxiv:1208.5205](https://arxiv.org/abs/1208.5205).
- [128] Dusko Pavlovic. Lambek pregroups are Frobenius spiders in preorders. *Compositionality*, 4(1):1–21, 2022. [arxiv:2105.03038](https://arxiv.org/abs/2105.03038).
- [129] Dusko Pavlovic and Douglas R. Smith. Composition and refinement of behavioral specifications. In *Automated Software Engineering 2001. The Sixteenth International Conference on Automated Software Engineering*. IEEE, 2001.
- [130] Dusko Pavlovic and Muzamil Yahia. Monoidal computer III: A coalgebraic view of computability and complexity. In C. Cîrstea, editor, *Coalgebraic Methods in Computer Science (CMCS) 2018 — Selected Papers*, volume 11202 of *Lecture Notes in Computer Science*, pages 167–189. Springer, 2018. [arxiv:1704.04882](https://arxiv.org/abs/1704.04882).
- [131] Roger Penrose. Applications of negative dimensional tensors. In D. J. A. Welsh, editor, *Combinatorial mathematics and its applications. Proceedings of a conference held at the Mathematical Institute, Oxford, 7–10 July, 1969*, pages 221–244. Academic Press, 1971.
- [132] Rozsa Péter. *Recursive Functions*. Academic Press, 1967.
- [133] Karl R. Popper. *The Logic of Scientific Discovery*. Basic Books, 1954.
- [134] Emil L. Post. Recursively enumerable sets of positive integers and their decision problems. *Bull.*

Amer. math. Soc., 50:284–316, 1944.

- [135] William Poundstone. *The Recursive Universe: Cosmic Complexity and the Limits of Scientific Knowledge*. Dover Books on Science. Dover Publications, 2013.
- [136] H. Gordon Rice. Classes of recursively enumerable sets and their decision problems. *Transactions of the American Mathematical society*, 74(2):358–366, 1953.
- [137] Emily Riehl. *Category Theory in Context*. Aurora: Dover Modern Math Originals. Dover Publications, 2017.
- [138] Hartley Rogers, Jr. Gödel numberings of partial recursive functions. *The Journal of Symbolic Logic*, 23(3):331–341, 1958.
- [139] Hartley Rogers, Jr. *Theory of recursive functions and effective computability*. MIT Press, Cambridge, MA, USA, 1987.
- [140] Bertrand Russell. Letter to Frege, 1902. In [68].
- [141] Bertrand Russell. Mathematical logic based on the theory of types. *American Journal of Mathematics*, 30:222–262, 1908. Reprinted in [68], pages 150–182.
- [142] Bertrand Russell and Alfred North Whitehead. *Principia Mathematica*. Cambridge University Press, 1910–13.
- [143] Moses Schönfinkel. Über die Bausteine der mathematischen Logik. *Mathematische Annalen*, 92(3):305–316, 1924.
- [144] Dana Scott. Data types as lattices. *SIAM Journal on Computing*, 5:522–587, 1976.
- [145] Dana S. Scott. Outline of mathematical theory of computation. In *Proceedings of the 4th Annual Princeton Conf. on Information Sciences and Systems*, pages 169–176. Princeton University Press, 1970.
- [146] Dana S. Scott. Continuous lattices. In F.W. Lawvere, editor, *Toposes, Algebraic Geometry and Logic*, volume 2, pages 403–450. Springer, 1980.
- [147] Dana S. Scott. Relating theories of the lambda calculus. In J.P. Seldin and J.R. Hindley, editors, *To H.B. Curry: Essays on combinatory logic, lambda calculus and formalism*, volume 2, pages 403–450. Academic Press, 1980.
- [148] Joel I. Seiferas. Machine-independent complexity theory. In J. van Leeuwen, editor, *Algorithms and Complexity*, volume A of *Handbook of Theoretical Computer Science*, pages 163–186. Elsevier, Amsterdam, 1990.
- [149] Jeffrey Shallit. *A second course in formal languages and automata theory*. Cambridge University Press, 2008.
- [150] Claude E. Shannon and Warren Weaver. *The Mathematical Theory of Communication*. The Mathematical Theory of Communication. University of Illinois Press, 1962.
- [151] Wilfried Sieg. The Cantor-Bernstein theorem: how many proofs? *Philosophical Transactions of*

the Royal Society A, 377(2140):20180031, 2019.

- [152] Harold Simmons. *An Introduction to Category Theory*. Cambridge University Press, 2011.
- [153] Michael Sipser. *Introduction to the Theory of Computation*. Cengage Learning, 2013.
- [154] Craig Smoryński. *Self-Reference and Modal Logic*. Universitext. Springer New York, 2012.
- [155] Raymond M. Smullyan. *Recursion Theory for Metamathematics*. Oxford Logic Guides. Oxford University Press, 1993.
- [156] Raymond M. Smullyan. *Diagonalization and Self-reference*. Logic Guides Series. Clarendon Press, 1994.
- [157] Raymond M. Smullyan. *What is the Name of this Book?* Dover Recreational Math Series. Dover Publications, 2011.
- [158] Raymond M. Smullyan. *To Mock a Mocking Bird*. Knopf Doubleday, 2012.
- [159] M.B. Smyth and G.D. Plotkin. The category-theoretic solution of recursive domain equations. *SIAM Journal on Computing*, 11(4):761–783, 1982.
- [160] Michael B. Smyth. Topology. In S. Abramsky and D. Gabbay, editors, *Handbook of Logic in Computer Science (Vol. 1). Background: Mathematical Structures*, pages 641–761. Oxford University Press, Inc., USA, 1993.
- [161] Robert I. Soare. *Recursively Enumerable Sets and Degrees: A Study of Computable Functions and Computably Generated Sets*. Perspectives in Mathematical Logic. Springer, 1999.
- [162] Robert I. Soare. *Turing Computability: Theory and Applications*. Theory and Applications of Computability. Springer, 2016.
- [163] Viggo Stoltenberg-Hansen, Ingrid Lindström, and Edward R. Griffor. *Mathematical theory of domains*. Number 22 in Cambridge Tracts in Theoretical Computer Science. Cambridge University Press, 1994.
- [164] Ross Street. Posting on categories mailing list of 5 may, 2017.
- [165] Alfred Tarski. Der Wahrheitsbegriff in den formalisierten Sprachen. *Studia Philosophica*, 1:261 – 405, 1935.
- [166] Max Tegmark. *Our Mathematical Universe: My Quest for the Ultimate Nature of Reality*. Knopf Doubleday Publishing Group, 2015.
- [167] Anne S. Troelstra. *Metamathematical Investigation of Intuitionistic Arithmetic and Analysis*, volume 344 of *Lecture Notes in Mathematics*. Springer, 1973. With contributions by C.A. Smoryński, J.I. Zucker and W.A. Howard.
- [168] Anne S. Troelstra and Dirk van Dalen. *Constructivism in Mathematics. An Introduction*, volume 121,123 of *Studies in Logic and Foundations of Mathematics*. Elsevier Science, 1988.
- [169] Valentin F. Turchin. The concept of a supercompiler. *ACM Trans. Program. Lang. Syst.*, 8(3):292–

325, June 1986.

- [170] Alan Turing. *Morphogenesis*. Collected Works of A.M. Turing. Elsevier Science, 1992. edited by Saunders, P.T.
- [171] Alan M. Turing. On computable numbers, with an application to the Entscheidungsproblem. *Proceedings of the London Mathematical Society. Second Series*, 42:230–265, 1936. Reprinted in [41].
- [172] Alan M. Turing. Systems of logic based on ordinals. *Proc. of the London Mathematical Society. Second Series*, 45:161–228, 1939.
- [173] Jan van Leeuwen, editor. *Handbook of Theoretical Computer Science, Volume A: Algorithms and Complexity*. Elsevier and MIT Press, 1990.
- [174] Jan van Leeuwen, editor. *Handbook of Theoretical Computer Science, Volume B: Formal Models and Semantics*. Elsevier and MIT Press, 1990.
- [175] Moshe Y. Vardi. Why doesn't ACM have a SIG for Theoretical Computer Science? *Commun. ACM*, 58(8):5, jul 2015.
- [176] Johann von Neumann. Zur Einführung der transfiniten Zahlen. *Acta litt. Acad. Sc. Szeged*, X(1):199–208, 1923. English translation, “On the introduction of transfinite numbers” in [68], pages 393–413.
- [177] Philip Wadler. Propositions as types. *Commun. ACM*, 58(12):75–84, November 2015.
- [178] Glynn Winskel. *The Formal Semantics of Programming Languages: An Introduction*. Foundations of Computing. MIT Press, 1994.
- [179] Noson S. Yanofsky. *The Outer Limits of Reason: What Science, Mathematics, and Logic Cannot Tell Us*. MIT Press, 2016.

Index

- absolute completion, 187
- abstraction, 83
 - function vs program, 84
- Automath Project, 17
- β -conversion, 83
- branching
 - eager *ifte*, 35
 - lazy, 61, 70
- category, 12, 181
 - cartesian, 13
 - cartesian closed, 175
 - concrete, 182
 - monoidal, 13
 - of idempotents, 42, 187
 - theory of mathematical constructions, 18
- category theory, 14
- Church-Turing
 - Antithesis, 96, 165
 - Thesis, viii, 83, 86, 97
- Church-Turing Thesis, 147
- compiler, 102
- complexity, 96
- composition, 8
 - parallel (\times), 13
 - sequential (\circ), 13
- counting, 66
- data services, 6
 - copying, 6
 - deleting, 6
- decidability, 37
- Decision Problem, 46, 47, 164
- diagonal argument, 188
- diagram
 - arrow, 22
 - chasing, 21
 - string, 22
- divergence, 50, 52
- domain
 - equations, 176
 - totality, 154
- domain theory, 175
- Eckmann-Hilton argument, 198
- element, 5, 11
 - many-valued, 12
 - monoidal, 12
 - partial, 12
 - single-valued, 12
 - total, 12
- equivalence of categories, 43, 185
- η -conversion, 83
- evaluator
 - partial, 29
 - program, 27
 - uniform, 41
 - universal, 28, 41
- extensional
 - λ -calculus, 83
- extensional equivalence, 90
- extensionality, 90
 - idea, 90
 - rule, 83
- extensionality rule, 98
- fixpoint, 50
 - Kleene fixpoint, 53
 - Smullyan fixpoint, 59
 - stateful, 62
 - transformer, 54
- function, viii, 8, 22
 - abstraction, 83
 - application, 83
 - cartesian, 11, 53
 - computable, 85
 - idempotent, 32, 186
 - many-valued, 12
 - monoidal, 12, 53
 - partial, 12
 - partial recursive, 85
 - recursive, 85, 106
 - single-valued, 11
 - total, 10, 85
- functor, 18

- fundamental theorem
 - of computation, 53, 63
 - of stateful computation, 129
- Futamura projections, 101
- Grzegorzcyk hierarchy, 106
 - transfinite, 113
- Hilbert's Program, 47
- hyperfunction
 - Ackermann, 107
 - ordinal, 115
- idempotent, 32, 186
 - splitting, 186, 187
- information, 152
 - order
 - examples, 152
- inhabitant, 139
- instruction
 - apply, 83, 84
 - function abstraction, 83
 - run, ix, 27, 84
- intensionality, 90
- interpreter, 38, 101, 121
- isomorphism, 182
- iteration
 - parametric, 106, 115
- Kleene's Second Recursion Theorem, 53, 63
- λ -calculus, viii, 83
 - extensional, 83
 - non-extensional, 98
- lazy
 - branching, 61
 - recursion, 82
- middle-two-interchange, 9, 45, 198
- minimization, viii
- narcissist, 62
- natural transformation, 18, 185
- negation, 36, 92
- notation
 - assertion $q(a) \downarrow$, 36, 163, 169
 - halting $f(a) \downarrow$, 37, 93
- numbers
 - as programs, 68
 - von Neumann, 67
- oracle, 174
- order
 - total order, 139
 - well-order, 139
- pairing, 11, 13, 33
 - associative, 173
 - surjective, 149
- paradox
 - liar, 92, 96
- partial combinatory algebras, 177
- partial evaluation, 102
- predicate, 36
 - characteristic, 141, 149
 - computable, 91
 - decidable, 37, 91
 - decision, 92
 - empty, 139
 - extensional, 91
 - halting, 93
 - inhabited, nonempty, 139
- problem
 - decision, 93
 - halting, 93
- program
 - execution, 131
 - imperative, 130, 131
 - stateful, 128
- program transformer, 54
- programming language, 27, 117
 - Run, 66
 - scripting, 121
 - Turing complete, 28, 38, 86
- projection, 11, 13, 33
- property vs structure, 147
- propositions-as-types, 19
- quine, 54
 - qing and kuine, 63
- realizability toposes, 177
- recursion, viii, 73
 - primitive, 86
- recursion theory, 85
- retraction, 32, 186
- reverse programming, 66
- run, 84
- run-instruction, 38, 66, 148
- running programs, ix, 38, 148

Russell's paradox, 188

schema

- induction, 72

- minimization, 78

- recursion, 73, 84

search

- bounded, 139

- unbounded, 78

self-reference, 97

sequence, 71

simulation, 127

software, 59, 63, 119, 121

software specifications

- as extensional equivalences, 90

- as systems of equations, 60

specializer, 38, 101

state, 28, 125

string diagram, 4, 22

structure vs property, 147

supercompiler, 101

totality domain, 154

Turchin supercompiler, 101

Turing categories, 177

Turing machine, viii

type, 4

- as idempotent, 32, 149, 176

- as isomorphism class, 16

- decidable, 141

- product, 5

- sets vs types, 189

- unit, 5, 15

undecidability, 48

universality, 138

variable, 4

virus, 55

- generator, 62

Υ -combinator, 56

- classifiers, 58




Figure 1: Drawing of 11-year old Alan Turing by his mother