

Open-world Contrastive Learning

Yiyou Sun

Department of Computer Sciences
University of Wisconsin-Madison
sunyiyou@cs.wisc.edu

Yixuan Li

Department of Computer Sciences
University of Wisconsin-Madison
sharonli@cs.wisc.edu

ABSTRACT

Recent advance in contrastive learning has shown remarkable performance. However, the vast majority of approaches are limited to the closed-world setting. In this paper, we enrich the landscape of representation learning by tapping into an open-world setting, where unlabeled samples from novel classes can naturally emerge in the wild. To bridge the gap, we introduce a new learning framework, open-world contrastive learning (OpenCon). OpenCon tackles the challenges of learning compact representations for *both known and novel classes*, and facilitates novelty discovery along the way. We demonstrate the effectiveness of OpenCon on challenging benchmark datasets and establish competitive performance. On the ImageNet dataset, OpenCon significantly outperforms the current best method by 11.9% and 7.4% on novel and overall classification accuracy, respectively. We hope that our work will open up new doors for future work to tackle this important problem.

1 Introduction

Modern representation learning methods based on the contrastive loss have achieved remarkable success [5, 6, 8, 9, 11, 15, 19, 23, 30, 65, 66, 70, 73, 79, 80, 81, 82, 82]. Noticeably, the vast majority of representation learning algorithms have been driven by the closed-world setting, where the classes are assumed stationary and unchanged. This assumption, however, rarely holds for models deployed in the wild. One important characteristic of open worlds is that the model will naturally encounter novel classes. Considering a realistic scenario, where a machine learning model for recognizing products in e-commerce may encounter brand-new products together with old products. Similarly, an autonomous driving model can run into novel objects on the road, in addition to known ones. Under the setting, the model should ideally learn distinguishable representations—not only for the known classes, but also the novel categories. To date, few efforts have been made to address this important problem.

In this paper, we enrich the landscape of representation learning, moving towards an open-world setting. Formally, we are given a labeled training dataset \mathcal{D}_l as well as an unlabeled dataset \mathcal{D}_u . The labeled dataset contains samples that belong to a set of known classes, while the unlabeled dataset has a mixture of samples from *both the known and novel classes*. In practice, such unlabeled in-the-wild data can be collected almost for free upon deploying a model in the open world, and thus is available in abundance. While this setting naturally suits many real-world applications, it also poses unique challenges: (a) the lack of clear separation between known vs. novel data in \mathcal{D}_u , and (b) the lack of supervision for data in novel classes. Traditional representation learning methods are not designed for this new setting. For example, supervised contrastive learning (SupCon) [32] only assumes the labeled set \mathcal{D}_l , without considering the unlabeled data \mathcal{D}_u . Weakly supervised contrastive learning [81] assumes the same classes in labeled and unlabeled data, hence remaining closed-world and less generalizable to novel samples. Self-supervised learning [8] relies completely on the unlabeled set \mathcal{D}_u and does not utilize the availability of the labeled dataset \mathcal{D}_l .

Targeting at the new challenges, we formally introduce a new learning framework, *open-world contrastive learning* (dubbed **OpenCon**). OpenCon is designed to produce a compact representation space for both known and novel classes, and facilitates novelty discovery along the way. Key to our framework, we propose a novel prototype-based learning strategy, which encapsulates two components. First, we leverage the prototype vectors to separate known vs. novel classes in unlabeled data \mathcal{D}_u . The prototypes can be viewed as a set of representative embeddings, one for each class, and are updated by the evolving representations. Second, to mitigate the challenge of lack of supervision, we generate pseudo-positive pairs for contrastive comparison. We define the positive set to be those examples carrying the same approximated label, which is predicted based on the closest class prototype. In

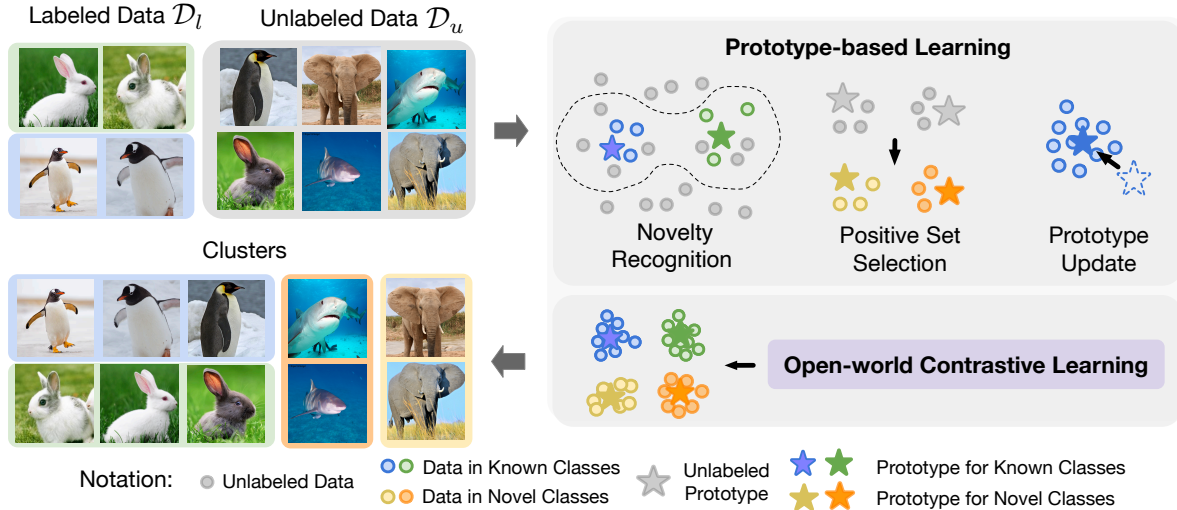


Figure 1: Illustration of our learning framework *Open-world Contrastive Learning* (OpenCon). The algorithm takes input a labeled dataset \mathcal{D}_l of known classes, and an unlabeled dataset \mathcal{D}_u (with samples from both known and novel classes). OpenCon aims to learn distinguishable representations for both known (blue and green) and novel (yellow and orange) classes simultaneously. See Section 3 for details.

effect, the loss encourages closely aligned representations to all samples from the same predicted class, rendering a compact clustering of the representation.

Our framework offers several compelling advantages. (1) Empirically, OpenCon establishes strong performance on challenging benchmark datasets, outperforming the baselines by a significant margin (Section 4). OpenCon is also competitive without knowing the number of novel classes in advance—achieving similar or even slightly better performance compared to the oracle (in which the number of classes is given). (2) Theoretically, we demonstrate that our prototype-based learning can be rigorously interpreted from an Expectation-Maximization (EM) algorithm perspective. (3) Our framework is end-to-end trainable, and generalizes representation learning in the open-world setting targeting two key challenges aforementioned.

Our **main contributions** are summarized as follows:

1. We propose a novel framework, open-world contrastive learning (OpenCon), tackling a largely unexplored problem in representation learning. As an integral part of our framework, we also introduce a prototype-based learning algorithm, which facilitates novelty discovery and learning distinguishable representations.
2. Empirically, OpenCon establishes competitive performance on challenging tasks. For example, on the ImageNet dataset, OpenCon substantially outperforms the current best method ORCA [4] by **11.9%** and **7.4%** in terms of novel and overall accuracy. Moreover, we show that OpenCon’s strong performance holds under more challenging settings with a reduced fraction of labeled examples, and an increased number of novel classes.
3. We provide insights through extensive ablations, showing the effectiveness of various components in our framework. Theoretically, we show a formal connection between our learning framework and a classical EM algorithm—minimizing our contrastive loss partially maximizes the likelihood by clustering similar samples in the embedding space.

We hope that this paper will inspire more future works to tackle this important problem of open-world representation learning.

2 Problem Setup

Our work enriches the landscape of representation learning, moving towards an *open-world* setting. The open-world setting emphasizes the fact that new classes can emerge jointly with existing classes in the wild. Formally, we describe the setup:

Data setup We consider the training dataset $\mathcal{D} = \mathcal{D}_l \cup \mathcal{D}_u$ with two parts:

Table 1: Comparison of different problem settings.

Problem Setting	Labeled data	Unlabeled data	
		Known classes	Novel classes
Semi-supervised learning	Yes	Yes	No
Robust semi-supervised learning	Yes	Yes	Yes (Reject)
Supervised learning	Yes	No	No
Novel class discovery	Yes	No	Yes (Discover)
Ours	Yes	Yes	Yes (Cluster)

1. The labeled set $\mathcal{D}_l = \{\mathbf{x}_i, y_i\}_{i=1}^n$, with $y_i \in \mathcal{Y}_l$. The label set \mathcal{Y}_l is known.
2. The unlabeled set $\mathcal{D}_u = \{\mathbf{x}_i\}_{i=1}^m$, where each sample $\mathbf{x}_i \in \mathcal{X}$ can come from either known or novel classes¹. Note that we do not have access to the labels in \mathcal{D}_u . For mathematical convenience, we denote the underlying label set as \mathcal{Y}_{all} , where $\mathcal{Y}_l \subset \mathcal{Y}_{\text{all}}$ implies category shift and expansion. Accordingly, the set of novel classes is $\mathcal{Y}_n = \mathcal{Y}_{\text{all}} \setminus \mathcal{Y}_l$, where the *subscript* n stands for “**n**ovel”. The model has no knowledge of the set \mathcal{Y}_n or its size.

Goal Under the setting, the goal is to learn distinguishable representations *for both known and novel classes* simultaneously. That is, we would like to group similar instances in the embedding space.

Difference w.r.t. existing problem settings. Our paper addresses a practical and underexplored problem, which differs from existing problem settings (see Table 1 for a summary). In particular, (a) we consider *both labeled data and unlabeled data* in training, and (b) we consider a mixture of *both known and novel classes* in unlabeled data. Note that our setting generalizes traditional representation learning. For example, Supervised Contrastive Learning (SupCon) [32] only assumes the labeled set \mathcal{D}_l , without considering the unlabeled data \mathcal{D}_u . Weakly supervised contrastive learning [81] assumes the same classes in labeled and unlabeled data, *i.e.*, $\mathcal{Y}_l = \mathcal{Y}_{\text{all}}$, and hence remains closed-world. Self-supervised learning [8] relies completely on the unlabeled set \mathcal{D}_u and does not assume the availability of the labeled dataset.

3 Proposed Method: Open-world Contrastive Learning

We formally introduce a new learning framework, *open-world contrastive learning* (dubbed OpenCon), which is designed to produce compact representation space for both known and novel classes. The open-world setting posits unique challenges for learning effective representations: (1) the lack of the separation between known vs. novel data in \mathcal{D}_u , (2) the lack of supervision for data in novel classes. Our learning framework targets these challenges.

3.1 Background: Generalized Contrastive Loss

We start by defining a generalized contrastive loss that can characterize the family of contrastive losses. We will later instantiate the formula to define our open-world contrastive loss (Section 3.2 and Section 3.3). Specifically, we consider a deep neural network encoder $\phi : \mathcal{X} \mapsto \mathbb{R}^d$ that maps the input \mathbf{x} to a L_2 -normalized feature embedding $\phi(\mathbf{x})$. Contrastive losses operate on the normalized feature $\mathbf{z} = \phi(\mathbf{x})$. In other words, the features have unit norm and lie on the unit hypersphere. For a given anchor point \mathbf{x} , we define the per-sample contrastive loss:

$$\mathcal{L}_\phi(\mathbf{x}; \tau, \mathcal{P}(\mathbf{x}), \mathcal{N}(\mathbf{x})) = -\frac{1}{|\mathcal{P}(\mathbf{x})|} \sum_{\mathbf{z}^+ \in \mathcal{P}(\mathbf{x})} \log \frac{\exp(\mathbf{z}^\top \cdot \mathbf{z}^+ / \tau)}{\sum_{\mathbf{z}^- \in \mathcal{N}(\mathbf{x})} \exp(\mathbf{z}^\top \cdot \mathbf{z}^- / \tau)}, \quad (1)$$

where τ is the temperature parameter, \mathbf{z} is the L_2 -normalized embedding vector of \mathbf{x} , $\mathcal{P}(\mathbf{x})$ is the positive set of embeddings *w.r.t* \mathbf{z} , and $\mathcal{N}(\mathbf{x})$ is the negative set of embeddings.

In open-world contrastive learning, the crucial challenge is how to construct $\mathcal{P}(\mathbf{x})$ and $\mathcal{N}(\mathbf{x})$ *for different types of samples*. Recall that we have two broad categories of training data: (1) labeled data \mathcal{D}_l with known class, and (2) unlabeled data \mathcal{D}_u with both known and novel classes. In conventional supervised CL frameworks with \mathcal{D}_l only, the positive sample pairs can be easily drawn according to the ground-truth labels [32]. That is, $\mathcal{P}(\mathbf{x})$ consists of embeddings of samples that carry the same label as the anchor point \mathbf{x} , and $\mathcal{N}(\mathbf{x})$ contains all the embeddings in

¹This is different from the problem of Novel Class Discovery, which assumes the unlabeled set is purely from novel classes.

the multi-viewed mini-batch excluding itself. However, this is not straightforward in the open-world setting with novel classes.

3.2 Prototype-based Learning

We now dive into the most challenging part of the data, \mathcal{D}_u , which contains both known and novel classes. We propose a novel prototype-based learning strategy that tackles the challenges of: (1) the separation between known and novel classes in \mathcal{D}_u , and (2) pseudo label assignment that can be used for positive set construction for novel classes. Both components facilitate the goal of learning compact representations, and enable end-to-end training.

Key to our framework, we keep a prototype embedding vector μ_c for each class $c \in \mathcal{Y}_{\text{all}}$. Here \mathcal{Y}_{all} contains both known classes \mathcal{Y}_l and novel classes $\mathcal{Y}_n = \mathcal{Y}_{\text{all}} \setminus \mathcal{Y}_l$, and $\mathcal{Y}_l \cap \mathcal{Y}_n = \emptyset$. The prototypes can be viewed as a set of representative embedding vectors. All the prototype vectors $\mathbf{M} = [\mu_1 | \dots | \mu_c | \dots]_{c \in \mathcal{Y}_{\text{all}}}$ are randomly initiated at the beginning of training, and will be updated along with learned embeddings. We will also discuss determining the cardinality $|\mathcal{Y}_{\text{all}}|$ (i.e., number of prototypes) in Section 5.

Prototype-based novelty recognition We leverage the prototype vectors to separate known vs. novel data in \mathcal{D}_u . For any given sample $\mathbf{x}_i \in \mathcal{D}_u$, we measure the cosine similarity between its embedding \mathbf{z}_i and prototype vectors of known classes \mathcal{Y}_l . If the sample embedding is far away from all the known class prototypes, it is more likely to be a novel sample, and vice versa. Formally, we propose the level set estimation:

$$\mathcal{D}_n = \{\mathbf{x}_i | \max_{j \in \mathcal{Y}_l} \mu_j^\top \cdot \phi(\mathbf{x}_i) < \lambda\}, \quad (2)$$

where a thresholding mechanism is exercised to distinguish between known and novel samples during training time. The threshold λ can be chosen based on the labeled data \mathcal{D}_l . Specifically, one can calculate the scores $\max_{j \in \mathcal{Y}_l} \mu_j^\top \cdot \phi(\mathbf{x}_i)$ for all the samples in \mathcal{D}_l , and use the score at the p -percentile as the threshold. For example, when $p = 90$, that means 90% of labeled data are above the threshold. We provide ablation on the effect of p later in Section 5 and theoretical insights of why novelty recognition helps open-world representation learning in Appendix D.

Prototype-based set selection Now that we have identified novel samples from the unlabeled sample, we would like to facilitate learning compact representations for \mathcal{D}_n , where samples belong to the same class are close to each other. As mentioned earlier, the crucial challenge is how to construct the positive set (denoted as $\mathcal{P}_n(\mathbf{x})$). In particular, we do not have any supervision signal for unlabeled data in the novel classes. We propose utilizing the predicted label $\hat{y} = \arg\max_{j \in \mathcal{Y}_{\text{all}}} \mu_j^\top \cdot \phi(\mathbf{x})$ for positive set selection.

For a mini-batch \mathcal{B}_n with samples drawn from \mathcal{D}_n , we apply two random augmentations for each sample and generate a multi-viewed batch $\tilde{\mathcal{B}}_n$. We denote the embeddings of the multi-viewed batch as \mathcal{A}_n , where the cardinality $|\mathcal{A}_n| = 2|\mathcal{B}_n|$. For any sample \mathbf{x} in the mini-batch $\tilde{\mathcal{B}}_n$, we propose selecting the positive and negative set of embeddings as follows:

$$\mathcal{P}_n(\mathbf{x}) = \{\mathbf{z}' | \mathbf{z}' \in \{\mathcal{A}_n \setminus \mathbf{z}\}, \hat{y}' = \hat{y}\}, \quad (3)$$

$$\mathcal{N}_n(\mathbf{x}) = \mathcal{A}_n \setminus \mathbf{z}, \quad (4)$$

where \mathbf{z} is the L_2 -normalized embedding of \mathbf{x} , and \hat{y}' is the predicted label for the corresponding training example of \mathbf{z}' . In other words, we define the positive set of \mathbf{x} to be those examples carrying the same *approximated* label prediction \hat{y} .

With the positive and negative sets defined, we are now ready to introduce our new contrastive loss for open-world data. We desire embeddings where samples assigned with the same pseudo-label can form a compact cluster. Following the general template in Equation 1, we define a novel loss function:

$$\mathcal{L}_n = \sum_{\mathbf{x} \in \tilde{\mathcal{B}}_n} \mathcal{L}_\phi(\mathbf{x}; \tau_n, \mathcal{P}_n(\mathbf{x}), \mathcal{N}_n(\mathbf{x})). \quad (5)$$

For each anchor, the loss encourages the network to align embeddings of its positive pairs while repelling the negatives. *All* positives in a multi-viewed batch (i.e., the augmentation-based sample as well as any of the remaining samples with the same label) contribute to the numerator. The loss encourages the encoder to give closely aligned representations to *all* entries from the same *predicted* class, resulting in a compact representation space. We provide visualization in Figure 2 (right).

Prototype update The most canonical way to update the prototype embeddings is to compute it in every iteration of training. However, this would extract a heavy computational toll and in turn cause unbearable training latency. Instead, we update the class-conditional prototype vector in a moving-average style [40, 70]:

$$\mu_c := \text{Normalize}(\gamma\mu_c + (1 - \gamma)\mathbf{z}), \text{ for } c = \begin{cases} y \text{ (ground truth label)}, & \text{if } \mathbf{z} \in \mathcal{D}_l \\ \arg\max_{j \in \mathcal{Y}_n} \mu_j^\top \cdot \mathbf{z}, & \text{if } \mathbf{z} \in \mathcal{D}_n \end{cases} \quad (6)$$

Here, the prototype μ_c of class c is defined by the moving average of the normalized embeddings \mathbf{z} , whose predicted class conforms to c . \mathbf{z} are embeddings of samples from $\mathcal{D}_l \cup \mathcal{D}_n$. γ is a tunable hyperparameter. We exclude samples in $\mathcal{D}_u \setminus \mathcal{D}_n$ because they may contain non-distinguishable data from known and unknown classes, which undesirably introduce noise to the prototype estimation (see verification details in Appendix F).

3.3 Open-world Contrastive Loss

Putting it all together, we define the open-world contrastive loss (dubbed **OpenCon**) as the following:

$$\mathcal{L}_{\text{OpenCon}} = \lambda_n \mathcal{L}_n + \lambda_l \mathcal{L}_l + \lambda_u \mathcal{L}_u, \quad (7)$$

where \mathcal{L}_n is the newly devised contrastive loss for the novel data, \mathcal{L}_l is the supervised contrastive loss [32] employed on the labeled data \mathcal{D}_l , and \mathcal{L}_u is the self-supervised contrastive loss [8] employed on the unlabeled data \mathcal{D}_u . λ are the coefficients of loss terms. Details of \mathcal{L}_l and \mathcal{L}_u are in Appendix E, along with the complete pseudo-code in Algorithm 1 (Appendix).

Remark Our loss components work collaboratively to enhance the embedding quality in an open-world setting. The overall objective well suits the complex nature of our training data, which blends both labeled and unlabeled data. As we will show later in Section 5, a simple solution by combining supervised contrastive loss (on labeled data) and self-supervised loss (on unlabeled data) is suboptimal. Instead, having \mathcal{L}_n is critical to encourage closely aligned representations to *all* entries from the same predicted class, resulting in an overall more compact representation for novel classes.

4 Experimental Results

Datasets We evaluate on standard benchmark image classification datasets CIFAR-100 [33] and ImageNet [12]. For the ImageNet, we sub-sample 100 classes, following the same collection as ORCA [4]. Note that we focus on these tasks, as they are much more challenging than toy datasets with fewer classes. Additional comparison on CIFAR-10 is in Appendix G. By default, classes are divided into 50% seen and 50% novel classes. We then select 50% of known classes as the labeled dataset, and the rest as the unlabeled set. The division is consistent with [4], which allows us to compare the performance in a fair setting. Additionally, we explore different ratios of unlabeled data and novel classes (see Section 5).

Evaluation metrics We follow the evaluation strategy in [4] and report the following metrics: (1) classification accuracy on known classes, (2) classification accuracy on the novel data, and (3) overall accuracy on all classes. The accuracy of the novel classes is measured by solving an optimal assignment problem using the Hungarian algorithm [34]. When reporting accuracy on all classes, we solve optimal assignments using both known and novel classes.

Experimental details We use ResNet-18 as the backbone for CIFAR-100 and ResNet-50 as the backbone for ImageNet-100. The pre-trained backbones (no final FC layer) are identical to the ones in Cao *et al.* [4]. To ensure a fair comparison, we follow the same practice in [4] and only update the parameters of the last block of ResNet. In addition, we add a trainable two-layer MLP projection head that projects the feature from the penultimate layer to a lower-dimensional space \mathbb{R}^d ($d = 128$). We use the same data augmentation strategies as SimCLR [8]. Same as in [4], we regularize the KL-divergence between the predicted label distribution $p(\hat{y})$ and the class prior to prevent the network degenerate into a trivial solution in which all instances are assigned to a few classes. We provide extensive details on the training configurations and all hyper-parameters in Appendix I. We also provide performance comparison with ViT [13] in Appendix K.

OpenCon achieves SOTA performance As shown in Table 1, OpenCon outperforms the rivals by a significant margin on both CIFAR and ImageNet datasets. Our comparison covers an extensive collection of algorithms, including the best-performed methods to date. In particular, on ImageNet-100, we improve upon the best baseline by **7.4%** in terms of overall accuracy. It is also worth noting that OpenCon improves the accuracy of novel classes

Table 2: Main Results. Asterisk (*) denotes that the original method can not recognize seen classes. Dagger (†) denotes the original method can not detect novel classes (and we had to extend it). Results on ORCA, GCD and OpenCon (mean and standard deviation) are averaged over five different runs. The ORCA results are reported based on the official repo [3].

Method	CIFAR-100			ImageNet-100		
	All	Novel	Seen	All	Novel	Seen
†FixMatch [35]	20.3	23.5	39.6	34.9	36.7	65.8
†DS ³ L [21]	24.0	23.7	55.1	30.8	32.5	71.2
†CGDL [59]	23.6	22.5	49.3	31.9	33.8	67.3
*DTC [22]	18.3	22.9	31.3	21.3	20.8	25.6
*RankStats [80]	23.1	28.4	36.4	40.3	28.7	47.3
*SimCLR [8]	22.3	21.2	28.6	36.9	35.7	39.5
ORCA [4] (current SOTA)	47.2±0.7	41.0±1.0	66.7±0.2	76.4±1.3	68.9±0.8	89.1±0.1
GCD [69]	46.8±0.5	43.4±0.7	69.7 ±0.4	75.5±1.4	72.8±1.2	90.9 ±0.2
OpenCon (Ours)	53.3 ±0.4	48.6 ±0.3	69.2±0.4	83.8 ±0.3	80.8 ±0.3	90.6±0.1

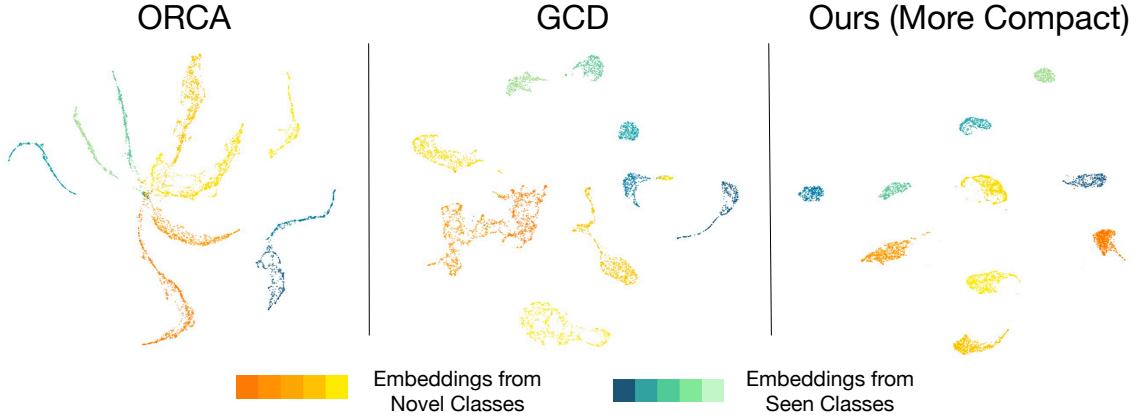


Figure 2: UMAP [50] visualization of the feature embedding from 10 classes (5 for seen, 5 for novel) when the model is trained on ImageNet-100 with ORCA [4], GCD [69] and OpenCon (ours).

by **11.9%**. Note that the open-world representation learning is a relatively new setting. Closest to our setting is the open-world semi-supervised learning (SSL) algorithms, namely ORCA [4] and GCD [69]—that directly optimize the classification performance. While our framework emphasizes representation learning, we demonstrate the quality of learned embeddings by also measuring the classification accuracy. This can be easily done by leveraging our learned prototypes on a converged model: $\hat{y} = \operatorname{argmax}_{j \in \mathcal{Y}_{\text{all}}} \mu_j^\top \cdot \phi(\mathbf{x})$. We now discuss the significance *w.r.t* existing works in detail:

- **OpenCon vs. ORCA** Our framework bears significant differences *w.r.t* ORCA in terms of learning goal and approach. (1) Our framework focuses on the representation learning problem, whereas ORCA optimizes for the classification performance using cross-entropy loss. Unlike ours, ORCA does not necessarily learn compact representations, as evidenced in Figure 2 (left). (2) We propose a novel open-world contrastive learning framework, whereas ORCA does not employ contrastive learning. ORCA uses a pairwise loss to predict similarities between pairs of instances, and does not consider negative samples. In contrast, our approach constructs both positive and negative sample sets, which encourage aligning representations to *all* entries from the same ground-truth label or predicted pseudo label (for novel classes). (3) Our framework enables explicit novelty discovery, which allows separating known vs. novel data in \mathcal{D}_u . ORCA does not consider this and can suffer from noise in the pairwise loss (*e.g.*, the loss may maximize the similarity between samples from known vs. novel classes).
- **OpenCon vs. GCD** There are two key differences to highlight: (1) GCD [69] requires a complex two-stage training procedure, whereas our learning framework proposes an end-to-end training strategy. Specifically, GCD applies the SupCon loss [32] on the labeled data \mathcal{D}_l and SimCLR loss [8] on the unlabeled data \mathcal{D}_u . The

feature is then clustered separately by a semi-supervised K-means method. However, the two-stage method hinders the useful pseudo-labels to be incorporated in the training stage, which results in the suboptimal performance. In contrast, our prototype-based learning strategy alleviates the need for a separate clustering process (*c.f.* Section 3.2), which is therefore easy to use in practice and provides meaningful supervision for the unlabeled data. (2) We propose a contrastive loss \mathcal{L}_n better utilizing the pseudo-labels during training, which facilitates learning a more compact representation space for the novel data. From Table 2, we observe that OpenCon outperforms GCD by **8.3%** (overall accuracy) on ImageNet-100, showcasing the benefits of our learning framework.

Lastly, for completeness, we compare methods in related problem domains: (1) *novel class detection*: DTC [22], RANKSTATS [80], (2) *semi-supervised learning*: FIXMATCH [35], DS³L [21] and CGDL [59]. We also compare it with the common representation method SIMCLR [8]. Purely unsupervised clustering methods like SCAN [67] do not use the labeling information, thus exhibits limited overall accuracy (24.6 on CIFAR-100). These methods are not designed for the Open-SSL task, therefore the performance is less competitive.

OpenCon learns more distinguishable representations We visualize feature embeddings using UMAP [50] in Figure 2. Different colors represent different ground-truth class labels. We use the ImageNet-100 dataset and visualize a subset of 10 classes for clarity. We can observe that OpenCon produces a better embedding space than GCD and ORCA. In particular, ORCA does not produce distinguishable representations for novel classes, especially when the number of classes increases. The features of GCD are improved, yet with some class overlapping (*e.g.* two orange classes). For reader’s reference, we also include the version with a subset of 20 classes in Appendix H, where OpenCon displays more distinguishable representations.

5 A Comprehensive Analysis of OpenCon

Prototype-based novelty discovery is important In Figure 3, we ablate the contribution of a key component in OpenCon: novelty discovery (*c.f.* Section 3.2). To systematically analyze the effect, we report the performance under varying percentile $p \in \{0, 10, 30, 50, 70, 90\}$. Each p corresponds to a different threshold λ for separating known vs. novel data in \mathcal{D}_u . In the extreme case with $p = 0$, \mathcal{D}_n becomes equivalent to \mathcal{D}_u , and hence the contrastive loss \mathcal{L}_n is applied to the entire unlabeled data. We highlight two findings: (1) Without novelty discovery ($p = 0$), the unseen accuracy reduces by 2.4%, compared to the best setting ($p = 70\%$). This affirms the importance of novelty discovery for better representation learning. (2) A higher percentile p , in general, leads to better performance. We also provide theoretical insights in Appendix D showing novelty detection helps the contrastive learning in the novel classes by having fewer candidate classes.

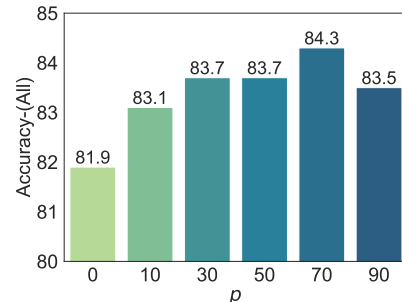


Figure 3: Effect of p on CIFAR-100, measured by the overall accuracy. $p = 0$ means no novelty detection.

Ablation study on the loss components Recall that our overall objective function in Equation 7 consists of three parts. We ablate the contributions of each component in Table 3. Specifically, we modify OpenCon by removing: (i) supervised objective (*i.e.*, w/o \mathcal{D}_l), (ii) unsupervised objective on the entire unlabeled data (*i.e.*, w/o \mathcal{D}_u), and (iii) prototype-based contrastive learning on novel data \mathcal{D}_n . We have the following key observations: (1) Both supervised objective \mathcal{L}_l and unsupervised loss \mathcal{L}_u are indispensable parts of open-world representation learning. This suits the complex nature of our training data, which requires learning on both labeled and unlabeled data, across both known and novel classes. (2) Purely combining SupCon [32] and SimCLR [8]—as used in GCD [69]—does not give competitive results. For example, the overall accuracy is **9.3%** lower than our

Table 3: Ablation study on loss component.

Loss Components	CIFAR-100			ImageNet-100		
	All	Novel	Seen	All	Novel	Seen
w/o \mathcal{L}_l	43.3	47.1	38.8	68.6	73.4	59.1
w/o \mathcal{L}_u	36.9	28.3	63.4	55.9	39.3	89.2
w/o \mathcal{L}_n	46.6	42.2	70.3	74.5	70.7	91.0
OpenCon (ours)	53.3 ± 0.4	48.6 ± 0.3	69.2 ± 0.4	83.8 ± 0.3	80.8 ± 0.3	90.6 ± 0.1

method on ImageNet-100 dataset. In contrast, having \mathcal{L}_n encourages closely aligned representations to *all* entries from the same *predicted* class, resulting in a more compact representation space for novel data. Overall, the ablation suggests that all losses in our framework work together synergistically and collaboratively to enhance the representation quality.

Handling an unknown number of novel classes In practice, we often do not know the number of classes $|\mathcal{Y}_{\text{all}}|$ in advance. This is the dilemma faced by OpenCon and other baselines as well. In such cases, one can apply OpenCon by first estimating the number of classes. For a fair comparison, we use the same estimation technique² as in [4, 22]. On CIFAR-100, the estimated total number of classes is 124. At the beginning of training, we initialize the same number of prototypes accordingly. Results in Table 4 show that OpenCon outperforms the best baseline ORCA [4] by **7.3%**. Interestingly, despite the initial number of classes, the training process will converge to solutions that closely match the ground truth number of classes. For example, at convergence, we observe a total number of 109 actual clusters. The remaining ones have no samples assigned, hence can be discarded. We also provide the sensitivity analysis with the class number after converging with different initial cluster numbers in Appendix L. A salient observation is that a bold guess of the initial cluster numbers has little influence to the final cluster numbers. Overall, with the estimated number of classes, OpenCon can achieve similar performance compared to the setting in which the number of classes is known.

OpenCon is robust under a smaller number of labeled examples, and a larger number of novel classes We show that OpenCon’s strong performance holds under more challenging settings with: (1) reduced fraction of labeled examples, and (2) different ratios of known vs. novel classes. The results are summarized in Table 5. First, we reduce the labeling ratio from 50% (default) to 25% and 10%, while keeping the number of known classes to be the same (*i.e.*, 50). With fewer labeled samples in the known classes, the unlabeled sample set size will expand accordingly. It posits more challenges for novelty discovery and representation learning. On ImageNet-100, OpenCon substantially improves the novel class accuracy by **10%** compared to ORCA and GCD, when only 10% samples are labeled. Secondly, we further increase the number of novel classes, from 50 (default) to 75 and 90 respectively. On ImageNet-100 with 75 novel classes ($|\mathcal{Y}_l| = 25$), OpenCon improves the novel class accuracy by **16.7%** over ORCA [4]. Overall our experiments confirm the robustness of OpenCon under various settings.

Table 5: Accuracy on CIFAR-100 under varying different labeling ratios (for labeled data) and different numbers of known classes ($|\mathcal{Y}_l|$). The number of novel classes is $100 - |\mathcal{Y}_l|$.

Labeling Ratio	$ \mathcal{Y}_l $	Method	CIFAR-100			ImageNet-100		
			All	Novel	Seen	All	Novel	Seen
0.25	50	ORCA	47.6	42.5	61.8	72.2	64.2	87.3
		GCD	41.4	39.3	66.0	76.7	69.1	89.1
		OpenCon	51.3	44.6	65.5	82.0	77.1	90.6
0.1	50	ORCA	41.2	37.7	54.6	68.7	56.8	83.4
		GCD	37.0	38.6	62.2	69.4	56.6	85.8
		OpenCon	48.2	44.4	62.5	75.4	66.8	85.2
0.5	25	ORCA	40.4	38.8	66.0	57.8	54.0	89.4
		GCD	41.6	39.2	70.0	65.3	63.2	90.8
		OpenCon	43.9	41.9	70.2	74.5	72.7	91.2
0.5	10	ORCA	34.3	33.8	67.4	45.1	43.6	93.0
		GCD	38.4	36.8	61.3	53.3	52.9	94.2
		OpenCon	40.9	40.5	69.9	59.0	58.2	94.3

Theoretical insights on prototype-based learning Lastly, we show that our prototype-based learning objective (*c.f.* Section 3.2) can be rigorously interpreted from an Expectation-Maximization (EM) algorithm perspective. Due to the space limit, we provide a summary here, and refer readers to the **Appendix C** for the complete proof.

²A clustering algorithm is performed on the combination of labeled data and unlabeled data. The optimal number of classes is chosen by validating clustering accuracy on the labeled data.

At the E-step, we assign each data example $\mathbf{x} \in \mathcal{D}_n$ to one specific cluster. In OpenCon, it is estimated by using the prototypes: $\hat{y}_i = \operatorname{argmax}_{j \in \mathcal{Y}_{\text{all}}} \boldsymbol{\mu}_j^\top \cdot \phi(\mathbf{x}_i)$. At the M-step, the EM algorithm aims to maximize the likelihood under the posterior class probability from the previous E-step. Theoretically, we show that minimizing our contrastive loss \mathcal{L}_n (Equation 5) partially maximizes the likelihood by clustering similar examples. In effect, our contrastive loss concentrates similar data to the corresponding prototypes, encouraging the compactness of features.

6 Related Work

Contrastive learning A great number of works have explored the effectiveness of contrastive loss in unsupervised representation learning: InfoNCE [66], SimCLR [8], SWaV [5], MoCo [23], SEER [20] and [40, 42, 77]. It motivates follow-up works to on weakly supervised learning tasks [65, 81], semi-supervised learning [9, 41, 74, 79], supervised learning with noise [1, 31, 73], continual learning [6], long-tailed recognition [11, 30, 43, 64], few-shot learning [19], partial label learning [70], novel class discovery [15, 80, 82], hierarchical multi-label learning [78]. Under different circumstances, all works adopt different choices of the positive set, which is not limited to the self-augmented view in SimCLR [8]. Specifically, with label information available, SupCon [32] improved representation quality by aligning features within the same class. Without supervision for the unlabeled data, Dwivedi et al. [14] used the nearest neighbor as positive pair to learn a compact embedding space. Different from prior works, we focus on the open-world representation learning problem, which is largely unexplored.

Novelty recognition The problem of classification with rejection can date back to early works which considered simple model families such as SVMs [17]. In deep learning, the problem of out-of-distribution (OOD) data from novel classes is first highlighted in [52]. A line of works attempted to improve the novelty recognition confidence-based methods [2, 24, 28, 44], energy-based score [45, 46, 51, 60, 61, 71], distance-based approaches [39, 58, 62, 63], gradient-based score [29], and Bayesian approaches [18, 37, 47, 48, 49]. In our framework, the novelty detection score can be interpreted as the maximum logit score [68], where each logit is the inner product between the embedding *w.r.t.* prototypes of known classes. We show in Appendix J that several popular novelty recognition methods give a similar performance in our setting.

Novel category discovery At an earlier stage, the problem of novel category discovery (NCD) is targeted as a transfer learning problem in DTC [22], KCL [25], MCL [26]. The learning is generally in a two-stage manner: the model is firstly trained with the labeled data and then transfers knowledge to learn the unlabeled data. OpenMix [83] further proposes an end-to-end framework by mixing the seen and novel classes in a joint space. In recent studies, many researchers incorporate representation learning for NCD like RankStats [80], NCL [82] and UNO [15]. In our setting, the unlabeled test set consists of novel classes but also classes previously seen in the labeled data that need to be separated.

Semi-supervised learning A great number of early works [7, 35, 36, 38, 55, 57, 76] have been proposed to tackle the problem of semi-supervised learning (SSL). Typically, a standard cross-entropy loss is applied to the labeled data, and a consistency loss [35, 36] or self-supervised loss [55, 57, 76] is applied to the unlabeled data. Under the closed-world assumption, SSL methods achieve competitive performance which is close to the supervised methods. Later works [10, 53] point out that including novel classes in the unlabeled set can downgrade the performance. In [10, 21, 27, 54, 56, 74, 75], OOD/novelty detection techniques are wielded to separate the OOD samples in the unlabeled data. Recent works [4, 69] further require the model to group samples from novel classes into semantically meaningful clusters. In our framework, we unify the novelty class detection and the representation learning and achieve competitive performance.

7 Conclusion

This paper provides a new learning framework, *open-world contrastive learning* (OpenCon) that learns highly distinguishable representations for both known and novel classes in an open-world setting. Our open-world setting can generalize traditional representation learning and offers stronger flexibility. We provide important insights that the separation between known vs. novel data in the unlabeled data and the pseudo supervision for data in novel classes is critical. Extensive experiments show that OpenCon can notably improve the accuracy on both known and novel classes compared to the current best method ORCA. We hope that our work will inspire future work to tackle this important problem.

References

- [1] Selective-supervised contrastive learning with noisy labels. In *Proceedings of the IEEE Conference on Computer Vision and Pattern Recognition*, 2022.

- [2] Abhijit Bendale and Terrance E Boulton. Towards open set deep networks. In *Proceedings of the IEEE conference on computer vision and pattern recognition*, pages 1563–1572, 2016.
- [3] Kaidi Cao, Maria Brbic, and Jure Leskovec. Open-world semi-supervised learning. URL <https://github.com/snap-stanford/orca>.
- [4] Kaidi Cao, Maria Brbic, and Jure Leskovec. Open-world semi-supervised learning. In *Proceedings of the International Conference on Learning Representations*, 2022.
- [5] Mathilde Caron, Ishan Misra, Julien Mairal, Priya Goyal, Piotr Bojanowski, and Armand Joulin. Unsupervised learning of visual features by contrasting cluster assignments. *Proceedings of Advances in Neural Information Processing Systems*, 2020.
- [6] Hyuntak Cha, Jaeho Lee, and Jinwoo Shin. Co2l: Contrastive continual learning. In *Proceedings of the IEEE/CVF International Conference on Computer Vision*, pages 9516–9525, 2021.
- [7] Olivier Chapelle, Bernhard Schölkopf, and Alexander Zien, editors. *Semi-Supervised Learning*. The MIT Press, 2006.
- [8] Ting Chen, Simon Kornblith, Mohammad Norouzi, and Geoffrey Hinton. A simple framework for contrastive learning of visual representations. In *Proceedings of the international conference on machine learning*, pages 1597–1607. PMLR, 2020.
- [9] Ting Chen, Simon Kornblith, Kevin Swersky, Mohammad Norouzi, and Geoffrey E Hinton. Big self-supervised models are strong semi-supervised learners. *Proceedings of Advances in Neural Information Processing Systems*, 33:22243–22255, 2020.
- [10] Yanbei Chen, Xiatian Zhu, Wei Li, and Shaogang Gong. Semi-supervised learning under class distribution mismatch. In *Proceedings of the AAAI Conference on Artificial Intelligence*, volume 34, pages 3569–3576, 2020.
- [11] Jiequan Cui, Zhisheng Zhong, Shu Liu, Bei Yu, and Jiaya Jia. Parametric contrastive learning. In *Proceedings of the IEEE/CVF International Conference on Computer Vision*, pages 715–724, 2021.
- [12] Jia Deng, Wei Dong, Richard Socher, Li-Jia Li, Kai Li, and Li Fei-Fei. Imagenet: A large-scale hierarchical image database. In *Proceedings of the IEEE Conference on Computer Vision and Pattern Recognition*, pages 248–255, 2009.
- [13] Alexey Dosovitskiy, Lucas Beyer, Alexander Kolesnikov, Dirk Weissenborn, Xiaohua Zhai, Thomas Unterthiner, Mostafa Dehghani, Matthias Minderer, Georg Heigold, Sylvain Gelly, et al. An image is worth 16x16 words: Transformers for image recognition at scale. In *International Conference on Learning Representations*, 2020.
- [14] Debidatta Dwibedi, Yusuf Aytar, Jonathan Tompson, Pierre Sermanet, and Andrew Zisserman. With a little help from my friends: Nearest-neighbor contrastive learning of visual representations. In *Proceedings of the IEEE/CVF International Conference on Computer Vision*, pages 9588–9597, 2021.
- [15] Enrico Fini, Enver Sangineto, Stéphane Lathuilière, Zhun Zhong, Moin Nabi, and Elisa Ricci. A unified objective for novel class discovery. In *Proceedings of the IEEE/CVF International Conference on Computer Vision*, pages 9284–9292, 2021.
- [16] Ronald Aylmer Fisher. Dispersion on a sphere. *Proceedings of the Royal Society of London. Series A. Mathematical and Physical Sciences*, 217(1130):295–305, 1953.
- [17] Giorgio Fumera and Fabio Roli. Support vector machines with embedded reject option. In *International Workshop on Support Vector Machines*, pages 68–82. Springer, 2002.
- [18] Yarín Gal and Zoubin Ghahramani. Dropout as a bayesian approximation: Representing model uncertainty in deep learning. In *Proceedings of the International Conference on Machine Learning*, pages 1050–1059, 2016.
- [19] Yizhao Gao, Nanyi Fei, Guangzhen Liu, Zhiwu Lu, and Tao Xiang. Contrastive prototype learning with augmented embeddings for few-shot learning. In *Proceedings of the Thirty-Seventh Conference on Uncertainty in Artificial Intelligence*, pages 140–150, 2021.
- [20] Priya Goyal, Mathilde Caron, Benjamin Lefauveux, Min Xu, Pengchao Wang, Vivek Pai, Mannat Singh, Vitaliy Liptchinsky, Ishan Misra, Armand Joulin, et al. Self-supervised pretraining of visual features in the wild. *arXiv preprint arXiv:2103.01988*, 2021.
- [21] Lan-Zhe Guo, Zhen-Yu Zhang, Yuan Jiang, Yu-Feng Li, and Zhi-Hua Zhou. Safe deep semi-supervised learning for unseen-class unlabeled data. In *Proceedings of the international conference on machine learning*, volume 119 of *Proceedings of Machine Learning Research*, pages 3897–3906. PMLR, 13–18 Jul 2020.

- [22] Kai Han, Andrea Vedaldi, and Andrew Zisserman. Learning to discover novel visual categories via deep transfer clustering. In *Proceedings of the IEEE/CVF International Conference on Computer Vision*, 2019.
- [23] Kaiming He, Haoqi Fan, Yuxin Wu, Saining Xie, and Ross Girshick. Momentum contrast for unsupervised visual representation learning. In *Proceedings of the IEEE Conference on Computer Vision and Pattern Recognition*, pages 9729–9738, 2020.
- [24] Dan Hendrycks and Kevin Gimpel. A baseline for detecting misclassified and out-of-distribution examples in neural networks. *Proceedings of International Conference on Learning Representations*, 2017.
- [25] Yen-Chang Hsu, Zhaoyang Lv, and Zsolt Kira. Learning to cluster in order to transfer across domains and tasks. *Proceedings of the International Conference on Learning Representations*, 2018.
- [26] Yen-Chang Hsu, Zhaoyang Lv, Joel Schlosser, Phillip Odom, and Zsolt Kira. Multi-class classification without multi-class labels. *Proceedings of the International Conference on Learning Representations*, 2019.
- [27] Junkai Huang, Chaowei Fang, Weikai Chen, Zhenhua Chai, Xiaolin Wei, Pengxu Wei, Liang Lin, and Guanbin Li. Trash to treasure: Harvesting ood data with cross-modal matching for open-set semi-supervised learning. In *Proceedings of the IEEE/CVF International Conference on Computer Vision*, pages 8310–8319, 2021.
- [28] Rui Huang and Yixuan Li. Towards scaling out-of-distribution detection for large semantic space. In *Proceedings of the IEEE/CVF Conference on Computer Vision and Pattern Recognition*, 2021.
- [29] Rui Huang, Andrew Geng, and Yixuan Li. On the importance of gradients for detecting distributional shifts in the wild. In *Proceedings of the Advances in Neural Information Processing Systems*, 2021.
- [30] Ziyu Jiang, Tianlong Chen, Ting Chen, and Zhangyang Wang. Improving contrastive learning on imbalanced data via open-world sampling. *Proceedings of Advances in Neural Information Processing Systems*, 34, 2021.
- [31] Nazmul Karim, Mamshad Nayeem Rizve, Nazanin Rahnavard, Ajmal Mian, and Mubarak Shah. Unicon: Combating label noise through uniform selection and contrastive learning. In *Proceedings of the IEEE Conference on Computer Vision and Pattern Recognition*, 2022.
- [32] Prannay Khosla, Piotr Teterwak, Chen Wang, Aaron Sarna, Yonglong Tian, Phillip Isola, Aaron Maschiot, Ce Liu, and Dilip Krishnan. Supervised contrastive learning. *Proceedings of Advances in Neural Information Processing Systems*, 33:18661–18673, 2020.
- [33] Alex Krizhevsky, Geoffrey Hinton, et al. Learning multiple layers of features from tiny images. 2009.
- [34] H. W. Kuhn and Bryn Yaw. The hungarian method for the assignment problem. *Naval Res. Logist. Quart.*, pages 83–97, 1955.
- [35] Alex Kurakin, Chun-Liang Li, Colin Raffel, David Berthelot, Ekin Dogus Cubuk, Han Zhang, Kihyuk Sohn, Nicholas Carlini, and Zizhao Zhang. Fixmatch: Simplifying semi-supervised learning with consistency and confidence. In *Proceedings of Advances in Neural Information Processing Systems*, 2020.
- [36] Samuli Laine and Timo Aila. Temporal ensembling for semi-supervised learning. *Proceedings of the International Conference on Learning Representations*, 2017.
- [37] Balaji Lakshminarayanan, Alexander Pritzel, and Charles Blundell. Simple and scalable predictive uncertainty estimation using deep ensembles. In *Proceedings of Advances in Neural Information Processing Systems*, pages 6402–6413, 2017.
- [38] Dong-Hyun Lee et al. Pseudo-label: The simple and efficient semi-supervised learning method for deep neural networks. In *Workshop on challenges in representation learning, ICML*, volume 3, page 896, 2013.
- [39] Kimin Lee, Kibok Lee, Honglak Lee, and Jinwoo Shin. A simple unified framework for detecting out-of-distribution samples and adversarial attacks. In *Proceedings of Advances in Neural Information Processing Systems*, pages 7167–7177, 2018.
- [40] Junnan Li, Caiming Xiong, and Steven Hoi. Mopro: Webly supervised learning with momentum prototypes. In *International Conference on Learning Representations*, 2020.
- [41] Junnan Li, Caiming Xiong, and Steven C.H. Hoi. Semi-supervised learning with contrastive graph regularization. In *Proceedings of the International Conference on Learning Representations*, 2021.
- [42] Junnan Li, Pan Zhou, Caiming Xiong, and Steven CH Hoi. Prototypical contrastive learning of unsupervised representations. *Proceedings of the International Conference on Learning Representations*, 2021.

- [43] Tianhong Li, Peng Cao, Yuan Yuan, Lijie Fan, Yuzhe Yang, Rogério Feris, Piotr Indyk, and Dina Katabi. Targeted supervised contrastive learning for long-tailed recognition. In *Proceedings of the IEEE Conference on Computer Vision and Pattern Recognition*, 2022.
- [44] Shiyu Liang, Yixuan Li, and Rayadurgam Srikant. Enhancing the reliability of out-of-distribution image detection in neural networks. In *Proceedings of the International Conference on Learning Representations*, 2018.
- [45] Ziqian Lin, Sreya Dutta Roy, and Yixuan Li. Mood: Multi-level out-of-distribution detection. In *Proceedings of the IEEE/CVF Conference on Computer Vision and Pattern Recognition*, pages 15313–15323, June 2021.
- [46] Weitang Liu, Xiaoyun Wang, John Owens, and Yixuan Li. Energy-based out-of-distribution detection. *Proceedings of Advances in Neural Information Processing Systems*, 33:21464–21475, 2020.
- [47] Wesley J Maddox, Pavel Izmailov, Timur Garipov, Dmitry P Vetrov, and Andrew Gordon Wilson. A simple baseline for bayesian uncertainty in deep learning. *Advances in Neural Information Processing Systems*, 32: 13153–13164, 2019.
- [48] Andrey Malinin and Mark Gales. Predictive uncertainty estimation via prior networks. In *Advances in Neural Information Processing Systems*, pages 7047–7058, 2018.
- [49] Andrey Malinin and Mark Gales. Reverse kl-divergence training of prior networks: Improved uncertainty and adversarial robustness. In *Advances in Neural Information Processing Systems*, 2019.
- [50] Leland McInnes, John Healy, Nathaniel Saul, and Lukas Grossberger. Umap: Uniform manifold approximation and projection. *The Journal of Open Source Software*, 3(29):861, 2018.
- [51] Peyman Morteza and Yixuan Li. Provable guarantees for understanding out-of-distribution detection. *Proceedings of the AAAI Conference on Artificial Intelligence*, 2022.
- [52] Anh Nguyen, Jason Yosinski, and Jeff Clune. Deep neural networks are easily fooled: High confidence predictions for unrecognizable images. In *Proceedings of the IEEE Conference on Computer Vision and Pattern Recognition*, pages 427–436, 2015.
- [53] Avital Oliver, Augustus Odena, Colin A Raffel, Ekin Dogus Cubuk, and Ian Goodfellow. Realistic evaluation of deep semi-supervised learning algorithms. *Proceedings of Advances in Neural Information Processing Systems*, 31, 2018.
- [54] Jongjin Park, Sukmin Yun, Jongheon Jeong, and Jinwoo Shin. Opencos: Contrastive semi-supervised learning for handling open-set unlabeled data. *arXiv preprint arXiv:2107.08943*, 2021.
- [55] Sylvestre-Alvise Rebuffi, Sebastien Ehrhardt, Kai Han, Andrea Vedaldi, and Andrew Zisserman. Semi-supervised learning with scarce annotations. In *Proceedings of the IEEE/CVF Conference on Computer Vision and Pattern Recognition Workshops*, pages 762–763, 2020.
- [56] Kuniaki Saito, Donghyun Kim, and Kate Saenko. Openmatch: Open-set consistency regularization for semi-supervised learning with outliers. *Proceedings of Advances in Neural Information Processing Systems*, 2021.
- [57] Mehdi Sajjadi, Mehran Javanmardi, and Tolga Tasdizen. Regularization with stochastic transformations and perturbations for deep semi-supervised learning. *Proceedings of Advances in Neural Information Processing Systems*, 29, 2016.
- [58] Vikash Sehwal, Mung Chiang, and Prateek Mittal. Ssd: A unified framework for self-supervised outlier detection. In *International Conference on Learning Representations*, 2021.
- [59] Xin Sun, Zhenning Yang, Chi Zhang, Keck-Voon Ling, and Guohao Peng. Conditional gaussian distribution learning for open set recognition. In *Proceedings of the IEEE Conference on Computer Vision and Pattern Recognition*, pages 13480–13489, 2020.
- [60] Yiyu Sun and Yixuan Li. Dice: Leveraging sparsification for out-of-distribution detection. In *European Conference on Computer Vision*, 2022.
- [61] Yiyu Sun, Chuan Guo, and Yixuan Li. React: Out-of-distribution detection with rectified activations. In *Advances in Neural Information Processing Systems*, 2021.
- [62] Yiyu Sun, Yifei Ming, Xiaojin Zhu, and Yixuan Li. Out-of-distribution detection with deep nearest neighbors. In *Proceedings of the International Conference on Machine Learning*, 2022.
- [63] Jihoon Tack, Sangwoo Mo, Jongheon Jeong, and Jinwoo Shin. Csi: Novelty detection via contrastive learning on distributionally shifted instances. In *Advances in Neural Information Processing Systems*, 2020.

- [64] Yonglong Tian, Olivier J Henaff, and Aäron van den Oord. Divide and contrast: Self-supervised learning from uncurated data. In *Proceedings of the IEEE/CVF International Conference on Computer Vision*, pages 10063–10074, 2021.
- [65] Yao-Hung Hubert Tsai, Tianqin Li, Weixin Liu, Peiyuan Liao, Ruslan Salakhutdinov, and Louis-Philippe Morency. Learning weakly-supervised contrastive representations. In *International Conference on Learning Representations*, 2022.
- [66] Aaron Van den Oord, Yazhe Li, and Oriol Vinyals. Representation learning with contrastive predictive coding. *arXiv e-prints*, pages arXiv–1807, 2018.
- [67] Wouter Van Gansbeke, Simon Vandenhende, Stamatios Georgoulis, Marc Proesmans, and Luc Van Gool. Scan: Learning to classify images without labels. In *European conference on computer vision*, pages 268–285. Springer, 2020.
- [68] Sagar Vaze, Kai Han, Andrea Vedaldi, and Andrew Zisserman. Open-set recognition: A good closed-set classifier is all you need. *Proceedings of the International Conference on Learning Representations*, 2021.
- [69] Sagar Vaze, Kai Han, Andrea Vedaldi, and Andrew Zisserman. Generalized category discovery. In *Proceedings of the IEEE Conference on Computer Vision and Pattern Recognition*, 2022.
- [70] Haobo Wang, Ruixuan Xiao, Yixuan Li, Lei Feng, Gang Niu, Gang Chen, and Junbo Zhao. Pico: Contrastive label disambiguation for partial label learning. *Proceedings of the International Conference on Learning Representations*, 2022.
- [71] Haoran Wang, Weitang Liu, Alex Bocchieri, and Yixuan Li. Can multi-label classification networks know what they don’t know? *Proceedings of the Advances in Neural Information Processing Systems*, 2021.
- [72] Tongzhou Wang and Phillip Isola. Understanding contrastive representation learning through alignment and uniformity on the hypersphere. In *Proceedings of the International Conference on Machine Learning*, pages 9929–9939. PMLR, 2020.
- [73] Zhi-Fan Wu, Tong Wei, Jianwen Jiang, Chaojie Mao, Mingqian Tang, and Yu-Feng Li. Ngc: A unified framework for learning with open-world noisy data. In *Proceedings of the IEEE/CVF International Conference on Computer Vision*, pages 62–71, 2021.
- [74] Fan Yang, Kai Wu, Shuyi Zhang, Guannan Jiang, Yong Liu, Feng Zheng, Wei Zhang, Chengjie Wang, and Long Zeng. Class-aware contrastive semi-supervised learning. In *Proceedings of the IEEE Conference on Computer Vision and Pattern Recognition*, 2022.
- [75] Qing Yu, Daiki Ikami, Go Irie, and Kiyoharu Aizawa. Multi-task curriculum framework for open-set semi-supervised learning. In *Proceedings of the European Conference on Computer Vision*, pages 438–454. Springer, 2020.
- [76] Xiaohua Zhai, Avital Oliver, Alexander Kolesnikov, and Lucas Beyer. S4l: Self-supervised semi-supervised learning. In *Proceedings of the IEEE/CVF International Conference on Computer Vision*, pages 1476–1485, 2019.
- [77] Dejiao Zhang, Feng Nan, Xiaokai Wei, Shangwen Li, Henghui Zhu, Kathleen McKeown, Ramesh Nalapati, Andrew Arnold, and Bing Xiang. Supporting clustering with contrastive learning. *arXiv preprint arXiv:2103.12953*, 2021.
- [78] Shu Zhang, Ran Xu, Caiming Xiong, and Chetan Ramaiah. Use all the labels: A hierarchical multi-label contrastive learning framework. In *Proceedings of the IEEE Conference on Computer Vision and Pattern Recognition*, 2022.
- [79] Yuhang Zhang, Xiaopeng Zhang, Robert C. Qiu, Jie Li, Haohang Xu, and Qi Tian. Semi-supervised contrastive learning with similarity co-calibration. *CoRR*, abs/2105.07387, 2021.
- [80] Bingchen Zhao and Kai Han. Novel visual category discovery with dual ranking statistics and mutual knowledge distillation. *Proceedings of Advances in Neural Information Processing Systems*, 34, 2021.
- [81] Mingkai Zheng, Fei Wang, Shan You, Chen Qian, Changshui Zhang, Xiaogang Wang, and Chang Xu. Weakly supervised contrastive learning. *Proceedings of the IEEE/CVF International Conference on Computer Vision*, 2021.
- [82] Zhun Zhong, Enrico Fini, Subhankar Roy, Zhiming Luo, Elisa Ricci, and Nicu Sebe. Neighborhood contrastive learning for novel class discovery. In *Proceedings of the IEEE Conference on Computer Vision and Pattern Recognition*, pages 10867–10875, 2021.
- [83] Zhun Zhong, Linchao Zhu, Zhiming Luo, Shaozi Li, Yi Yang, and Nicu Sebe. Openmix: Reviving known knowledge for discovering novel visual categories in an open world. In *Proceedings of the IEEE Conference on Computer Vision and Pattern Recognition*, pages 9462–9470, 2021.

Appendix: Open-world Contrastive Learning

A Broad Impact

Our project aims to improve representation learning in the open-world setting. Our study leads to direct benefits and societal impacts for real-world applications such as e-commerce which may encounter brand-new products together with old products. Our study does not involve any human subjects or violation of legal compliance. We do not anticipate any potentially harmful consequences to our work. Through our study and releasing our code, we hope that our work will open up new doors for future work to tackle this important problem.

B Algorithm

Below we summarize the full algorithm of open-world contrastive learning.

Algorithm 1 Open-world Contrastive Learning

Input: Labeled set $\mathcal{D}_l = \{\mathbf{x}_i, y_i\}_{i=1}^n$ and unlabeled set $\mathcal{D}_u = \{\mathbf{x}_i\}_{i=1}^m$, neural network encoder ϕ , randomly initialized prototypes \mathbf{M} .

Training Stage:

repeat

Data Preparation:

 Sample a mini-batch of labeled data $\mathcal{B}_l = \{\mathbf{x}_i, y_i\}_{i=1}^{b_l}$ and unlabeled data $\mathcal{B}_u = \{\mathbf{x}_i\}_{i=1}^{b_u}$

 Generate augmented batch and extract normalized embedding set $\mathcal{A}_l, \mathcal{A}_u$

Novelty Recognition:

 Calculate novelty recognition threshold λ by \mathcal{A}_l

 Separate \mathcal{A}_n from \mathcal{A}_u

Positive/Negative Set Selection:

 Assign pseudo-labels \hat{y}_i by prototypes for each sample in \mathcal{A}_n

 Obtain $\mathcal{P}_n, \mathcal{N}_n$ from \mathcal{A}_n

Back-propagation:

 Calculate loss $\mathcal{L}_{\text{OpenCon}}$

 Update network ϕ using the gradients.

Prototype Update:

 Update prototype vectors with Equation 6

until Convergence

C Theoretical Understandings on Prototype-based Learning

We now show that our prototype-based learning objective in Section 3.2 can be rigorously interpreted from an Expectation-Maximization (EM) algorithm perspective.

Recap of Notations

- (1) Prototypes: $\mathbf{M} = [\boldsymbol{\mu}_1 | \dots | \boldsymbol{\mu}_c | \dots]_{c \in \mathcal{Y}_{\text{all}}}$ with each column as a prototype vector.
- (2) Network encoder $\phi : \mathcal{X} \mapsto \mathbb{R}^d$ that maps the input \mathbf{x} to a L_2 -normalized feature embedding $\mathbf{z} = \phi(\mathbf{x})$.
- (3) Pseudo-label for $\mathbf{x}_i \in \mathcal{D}_n$: $\hat{y}_i = \operatorname{argmax}_{j \in \mathcal{Y}_{\text{all}}} \boldsymbol{\mu}_j^\top \cdot \phi(\mathbf{x}_i)$.
- (4) Positive and negative sets for input \mathbf{x} :

$$\begin{aligned} \mathcal{P}_n(\mathbf{x}) &= \{\mathbf{z}' | \mathbf{z}' \in \{\mathcal{A}_n \setminus \mathbf{z}\}, \hat{y}' = \hat{y}\}, \\ \mathcal{N}_n(\mathbf{x}) &= \mathcal{A}_n \setminus \mathbf{z}, \end{aligned}$$

In **E-step**, the goal of the EM algorithm is to maximize the likelihood below:

$$\begin{aligned}
\operatorname{argmax}_{\phi, \mathbf{M}} \sum_i^{|\mathcal{D}_n|} \log p(\mathbf{x}_i | \phi, \mathbf{M}) &= \operatorname{argmax}_{\phi, \mathbf{M}} \sum_i^{|\mathcal{D}_n|} \log \sum_{c \in \mathcal{Y}_{\text{all}}} p(\mathbf{x}_i, c | \phi, \mathbf{M}) \\
&= \operatorname{argmax}_{\phi, \mathbf{M}} \sum_i^{|\mathcal{D}_n|} \log \sum_{c \in \mathcal{Y}_{\text{all}}} q_i(c) \frac{p(\mathbf{x}_i, c | \phi, \mathbf{M})}{q_i(c)} \\
&\geq \operatorname{argmax}_{\phi, \mathbf{M}} \sum_i^{|\mathcal{D}_n|} q_i(c) \log \sum_{c \in \mathcal{Y}_{\text{all}}} \frac{p(\mathbf{x}_i, c | \phi, \mathbf{M})}{q_i(c)}
\end{aligned}$$

In the second step, $q_i(c)$ is denoted as the density function of a possible distribution over c for sample \mathbf{x}_i . The last step of the derivation uses Jensen's inequality. By using the fact that $\log(\cdot)$ function is concave, the inequality holds with equality when $\frac{p(\mathbf{x}_i, c | \phi, \mathbf{M})}{q_i(c)}$ is a constant value, therefore we set:

$$q_i(c) = \frac{p(\mathbf{x}_i, c | \phi, \mathbf{M})}{\sum_{c \in \mathcal{Y}_{\text{all}}} p(\mathbf{x}_i, c | \phi, \mathbf{M})} = \frac{p(\mathbf{x}_i, c | \phi, \mathbf{M})}{p(\mathbf{x}_i | \phi, \mathbf{M})} = p(c | \mathbf{x}_i, \phi, \mathbf{M}),$$

which is the posterior class probability.

Assumption C.1. Since the embedding is *normalized* in contrastive loss, we model the data using the von Mises-Fisher (vMF) [16] distribution. Specifically, the density function is given by $f(\mathbf{x} | \boldsymbol{\mu}, \kappa) = c_d(\kappa) e^{\kappa \boldsymbol{\mu}^\top \phi(\mathbf{x})}$, where κ is the concentration parameter and $c_d(\kappa)$ is a coefficient.

With the vMF distribution assumption in C.1, we have $p(c | \mathbf{x}_i, \phi, \mathbf{M}) = \sigma_c(\mathbf{M}^\top \cdot \phi(\mathbf{x}_i))$, where σ denotes the softmax function and σ_c is the c -th element. Empirically we take one-hot prediction with $\hat{y}_i = \operatorname{argmax}_{j \in \mathcal{Y}_{\text{all}}} \boldsymbol{\mu}_j^\top \cdot \phi(\mathbf{x}_i)$ since each example inherently belongs to exactly one prototype, so we let $q_i(c) = \mathbf{1}\{c = \hat{y}_i\}$.

In **M-step**, using the label distribution prediction $q_i(c)$ in the E-step, the optimization for the network ϕ and the prototype matrix \mathbf{M} is given by:

$$\operatorname{argmax}_{\phi, \mathbf{M}} \sum_{i=1}^{|\mathcal{D}_n|} \sum_{c \in \mathcal{Y}_{\text{all}}} q_i(c) \log \frac{p(\mathbf{x}_i, c | \phi, \mathbf{M})}{q_i(c)} \quad (8)$$

The joint optimization target in Equation 8 is achieved with two separated steps:

(a) **Optimizing M:**

With the prediction, we define the set of samples with the same prediction $\mathcal{S}(c) = \{\mathbf{x}_i \in \mathcal{D}_n | \hat{y}_i = c\}$.

Now,

$$\begin{aligned}
\operatorname{argmax}_{\phi, \mathbf{M}} \sum_{i=1}^{|\mathcal{D}_n|} \sum_{c \in \mathcal{Y}_{\text{all}}} q_i(c) \log \frac{p(\mathbf{x}_i, c | \phi, \mathbf{M})}{q_i(c)} &\stackrel{(a)}{=} \operatorname{argmax}_{\phi, \mathbf{M}} \sum_{i=1}^{|\mathcal{D}_n|} \sum_{c \in \mathcal{Y}_{\text{all}}} q_i(c) \log p(\mathbf{x}_i | c, \phi, \mathbf{M}) \\
&\stackrel{(b)}{=} \operatorname{argmax}_{\phi, \mathbf{M}} \sum_{i=1}^{|\mathcal{D}_n|} \sum_{c \in \mathcal{Y}_{\text{all}}} \mathbf{1}\{\hat{y}_i = c\} \log p(\mathbf{x}_i | c, \phi, \mathbf{M}) \\
&\stackrel{(d)}{=} \operatorname{argmax}_{\phi, \mathbf{M}} \sum_{c \in \mathcal{Y}_{\text{all}}} \sum_{\mathbf{x} \in \mathcal{S}(c)} \log p(\mathbf{x} | c, \phi, \mathbf{M}) \\
&\stackrel{(e)}{=} \operatorname{argmax}_{\phi, \mathbf{M}} \sum_{c \in \mathcal{Y}_{\text{all}}} \sum_{\mathbf{x} \in \mathcal{S}(c)} \phi(\mathbf{x})^\top \cdot \boldsymbol{\mu}_c,
\end{aligned}$$

where equation (a) is given by removing the constant term $q_i(c) \log \frac{p(c)}{q_i(c)}$ in argmax , (b) is by plugging $q_i(c)$, (d) is by reorganizing the index, and (e) is by plugging the vMF density function and removing the constant.

For fixed ϕ , the optimal prototype is given by

$$\mu_c^* = \text{Normalize}(\mathbb{E}_{\mathbf{x} \in \mathcal{S}(c)}[\phi(\mathbf{x})]).$$

This optimal form empirically corresponds to our prototype estimation in Equation 6. Empirically, it is expensive to collect all features in $\mathcal{S}(c)$. We use the estimation of μ_c by moving average: $\mu_c := \text{Normalize}(\gamma\mu_c + (1 - \gamma)\phi(\mathbf{x})), \forall \mathbf{x} \in \mathcal{S}(c)$.

(a) **Optimizing ϕ :**

We then show that the contrastive loss \mathcal{L}_n composed with the alignment loss part \mathcal{L}_a encourages the closeness of features from positive pairs. By minimizing \mathcal{L}_a , it is approximately maximizing the target in Equation 8 with the optimal prototypes μ_c^* . We can decompose the loss as follows:

$$\begin{aligned} \mathcal{L}_n &= -\frac{1}{|\mathcal{P}(\mathbf{x})|} \sum_{\mathbf{z}^+ \in \mathcal{P}(\mathbf{x})} \log \frac{\exp(\mathbf{z}^\top \cdot \mathbf{z}^+ / \tau)}{\sum_{\mathbf{z}^- \in \mathcal{N}(\mathbf{x})} \exp(\mathbf{z}^\top \cdot \mathbf{z}^- / \tau)} \\ &= \underbrace{-\frac{1}{|\mathcal{P}(\mathbf{x})|} \sum_{\mathbf{z}^+ \in \mathcal{P}(\mathbf{x})} (\mathbf{z}^\top \cdot \mathbf{z}^+ / \tau)}_{\mathcal{L}_a(\mathbf{x})} + \underbrace{\frac{1}{|\mathcal{P}(\mathbf{x})|} \sum_{\mathbf{z}^+ \in \mathcal{P}(\mathbf{x})} \log \sum_{\mathbf{z}^- \in \mathcal{N}(\mathbf{x})} \exp(\mathbf{z}^\top \cdot \mathbf{z}^- / \tau)}_{\mathcal{L}_b(\mathbf{x})}. \end{aligned}$$

In particular, the first term $\mathcal{L}_a(\mathbf{x})$ is referred to as the alignment term [72], which encourages the compactness of features from positive pairs. To see this, we have:

$$\begin{aligned} \argmin_{\phi} \sum_{\mathbf{x} \in \mathcal{D}_n} \mathcal{L}_a(\mathbf{x}) &= \argmin_{\phi} - \sum_{\mathbf{x} \in \mathcal{D}_n} \frac{1}{|\mathcal{P}(\mathbf{x})|} \sum_{\mathbf{z}^+ \in \mathcal{P}(\mathbf{x})} \phi(\mathbf{x})^\top \cdot \mathbf{z}^+ \\ &= \argmin_{\phi} - \sum_{c \in \mathcal{Y}_{\text{all}}} \sum_{\mathbf{x} \in \mathcal{S}(c)} \frac{1}{|\mathcal{S}_c| - 1} \sum_{\mathbf{x}^+ \in \mathcal{S}(c) \setminus \mathbf{x}} \phi(\mathbf{x})^\top \cdot \phi(\mathbf{x}^+) \\ &= \argmin_{\phi} - \sum_{c \in \mathcal{Y}_{\text{all}}} \sum_{\mathbf{x} \in \mathcal{S}(c)} \frac{1}{|\mathcal{S}_c| - 1} \left(\left(\sum_{\mathbf{x}^+ \in \mathcal{S}(c)} \phi(\mathbf{x})^\top \cdot \phi(\mathbf{x}^+) \right) - 1 \right) \\ &\stackrel{(a)}{=} \argmin_{\phi} - \sum_{c \in \mathcal{Y}_{\text{all}}} \sum_{\mathbf{x} \in \mathcal{S}(c)} \eta_{\mathcal{S}_c} \phi(\mathbf{x})^\top \cdot \mu_c^* \\ &\stackrel{(b)}{\approx} \argmax_{\phi} \sum_{c \in \mathcal{Y}_{\text{all}}} \sum_{\mathbf{x} \in \mathcal{S}(c)} \phi(\mathbf{x})^\top \cdot \mu_c^*, \end{aligned}$$

where in (a) $\eta_{\mathcal{S}_c} = \frac{|\mathcal{S}_c|}{|\mathcal{S}_c| - 1} \|\mathbb{E}_{\mathbf{x} \in \mathcal{S}(c)}[\phi(\mathbf{x})]\|_2$ is a constant value close to 1, and in (b) we show the approximation to the optimization target in Equation 8 with the fixed prototypes.

D Theoretical Justification of Novelty Detection for OpenCon

In this section, we theoretically show that the novelty detection helps open-world representation learning by reducing the lower bound of loss $\mathbb{E}_{\mathbf{x} \in \mathcal{D}_n} \mathcal{L}_n(\mathbf{x})$. We start with the definition of the supervised loss of the Mean Classifier, which provides the lower bound in Lemma D.2.

Definition D.1. (Mean Classifier) the mean classifier is a linear layer with weight matrix \mathbf{M}^* whose c -th row is the mean $\tilde{\mu}_c$ of representations of inputs with class c : $\tilde{\mu}_c = \mathbb{E}_{\mathbf{x} \in \mathcal{S}(c)}[\phi(\mathbf{x})]$, where $\mathcal{S}(c)$ defined in Appendix C is the set of samples with predicted label c . The average supervised loss of its mean classifier is:

$$\mathcal{L}_{sup}^* := - \mathbb{E}_{c^+, c^- \in \mathcal{Y}_{\text{all}}^2} \left[\mathbb{E}_{\mathbf{x} \in \mathcal{S}(c^+)} \phi(\mathbf{x}) (\tilde{\mu}_{c^+} - \tilde{\mu}_{c^-}) \mid c^+ \neq c^- \right] \quad (9)$$

Lemma D.2. Let $\gamma = p(c^+ = c^-)$, $c^+, c^- \in \mathcal{Y}_{all}^2$, it holds that

$$\mathbb{E}_{\mathbf{x} \in \mathcal{D}_n} \mathcal{L}_n(\mathbf{x}) \geq \frac{1-\gamma}{\tau} \mathcal{L}_{sup}^*$$

Proof.

$$\begin{aligned} \mathbb{E}_{\mathbf{x} \in \mathcal{D}_n} \mathcal{L}_n(\mathbf{x}) &= \mathbb{E}_{\mathbf{x} \in \mathcal{D}_n} -\frac{1}{|\mathcal{P}(\mathbf{x})|} \sum_{\mathbf{z}^+ \in \mathcal{P}(\mathbf{x})} \log \frac{\exp(\mathbf{z}^\top \cdot \mathbf{z}^+ / \tau)}{\sum_{\mathbf{z}^- \in \mathcal{N}(\mathbf{x})} \exp(\mathbf{z}^\top \cdot \mathbf{z}^- / \tau)} \\ &= \mathbb{E}_{\mathbf{x} \in \mathcal{D}_n} \left[-\frac{1}{|\mathcal{P}(\mathbf{x})|} \sum_{\mathbf{z}^+ \in \mathcal{P}(\mathbf{x})} (\mathbf{z}^\top \cdot \mathbf{z}^+ / \tau) + \frac{1}{|\mathcal{P}(\mathbf{x})|} \sum_{\mathbf{z}^+ \in \mathcal{P}(\mathbf{x})} \log \sum_{\mathbf{z}^- \in \mathcal{N}(\mathbf{x})} \exp(\mathbf{z}^\top \cdot \mathbf{z}^- / \tau) \right] \\ &\stackrel{(a)}{\approx} -\mathbb{E}_{c^+ \in \mathcal{Y}_{all}} \mathbb{E}_{\mathbf{x}, \mathbf{x}^+ \in \mathcal{S}^2(c^+)} \left[\phi(\mathbf{x})^\top \cdot \phi(\mathbf{x}^+) / \tau - \log \mathbb{E}_{c^- \in \mathcal{Y}_{all}, \mathbf{x} \in \mathcal{S}(c^-)} \exp(\phi(\mathbf{x})^\top \cdot \phi(\mathbf{x}^-) / \tau) \right] \\ &\stackrel{(b)}{\geq} -\mathbb{E}_{c^+ \in \mathcal{Y}_{all}} \mathbb{E}_{\mathbf{x}, \mathbf{x}^+ \in \mathcal{S}^2(c^+)} \left[\phi(\mathbf{x})^\top \cdot \phi(\mathbf{x}^+) / \tau - \mathbb{E}_{c^- \in \mathcal{Y}_{all}, \mathbf{x} \in \mathcal{S}(c^-)} \phi(\mathbf{x})^\top \cdot \phi(\mathbf{x}^-) / \tau \right] \\ &= -\mathbb{E}_{c^+, c^- \in \mathcal{Y}_{all}} \mathbb{E}_{\mathbf{x} \in \mathcal{S}(c^+)} \phi(\mathbf{x}) (\tilde{\mu}_{c^+} - \tilde{\mu}_{c^-}) / \tau \\ &= p(c^+ \neq c^-) \cdot \mathbb{E}_{c^+, c^- \in \mathcal{Y}_{all}^2} \left[-\mathbb{E}_{\mathbf{x} \in \mathcal{S}(c^+)} \phi(\mathbf{x}) (\tilde{\mu}_{c^+} - \tilde{\mu}_{c^-}) / \tau \mid c^+ \neq c^- \right] + p(c^+ = c^-) \cdot 0 \\ &= \frac{1-\gamma}{\tau} \mathcal{L}_{sup}^*, \end{aligned}$$

where in (a) we approximate the summation over the positive/negative set by taking the expectation over the positive/negative sample in set $\mathcal{S}(c)$ (defined in Appendix C) and in (b) we apply the Jensen Inequality since \log is a concave function. \square

In the first step, we show in Lemma D.2 that $\mathbb{E}_{\mathbf{x} \in \mathcal{D}_n} \mathcal{L}_n(\mathbf{x})$ is lower-bounded by a constant $\frac{1-\gamma}{\tau}$ times supervised loss \mathcal{L}_{sup}^* defined in Definition D.1. Note that \mathcal{L}_{sup}^* is non-positive and close to -1 in practice. Then the lower bound of $\mathbb{E}_{\mathbf{x} \in \mathcal{D}_n} \mathcal{L}_n(\mathbf{x})$ has a positive correlation with $\gamma = p(c^+ = c^-)$. Note that γ can be reduced by novelty recognition. To explain this:

When we separate novelty samples and form \mathcal{D}_n , it has fewer hidden classes than \mathcal{D}_u . With fewer hidden classes, the probability of c^+ being equal to c^- in random sampling is decreased, and thus reduces the lower bound of the $\mathbb{E}_{\mathbf{x} \in \mathcal{D}_n} \mathcal{L}_n(\mathbf{x})$.

In summary, novelty recognition facilitates open-world contrastive learning by having fewer candidate classes.

E Preliminaries of Supervised Contrastive Loss and Self-supervised Contrastive Loss

Recall in the main paper, we provide a general form of the per-sample contrastive loss:

$$\mathcal{L}_\phi(\mathbf{x}; \tau, \mathcal{P}(\mathbf{x}), \mathcal{N}(\mathbf{x})) = -\frac{1}{|\mathcal{P}(\mathbf{x})|} \sum_{\mathbf{z}^+ \in \mathcal{P}(\mathbf{x})} \log \frac{\exp(\mathbf{z}^\top \cdot \mathbf{z}^+ / \tau)}{\sum_{\mathbf{z}^- \in \mathcal{N}(\mathbf{x})} \exp(\mathbf{z}^\top \cdot \mathbf{z}^- / \tau)},$$

where τ is the temperature parameter, \mathbf{z} is the L_2 normalized embedding of \mathbf{x} , $\mathcal{P}(\mathbf{x})$ is the positive set of embeddings *w.r.t* \mathbf{z} , and $\mathcal{N}(\mathbf{x})$ is the negative set of embeddings.

In this section, we provide a detailed definition of the Supervised Contrastive Loss (SupCon) [32] and Self-supervised Contrastive Loss (SimCLR) [8].

Supervised Contrastive Loss For a mini-batch \mathcal{B}_l with samples drawn from \mathcal{D}_l , we apply two random augmentations for each sample and generate a multi-viewed batch $\tilde{\mathcal{B}}_l$. We denote the embeddings of the multi-viewed batch as \mathcal{A}_l , where the cardinality $|\mathcal{A}_l| = 2|\mathcal{B}_l|$. For any sample \mathbf{x} in the mini-batch $\tilde{\mathcal{B}}_l$, the positive and negative set of embeddings are as follows:

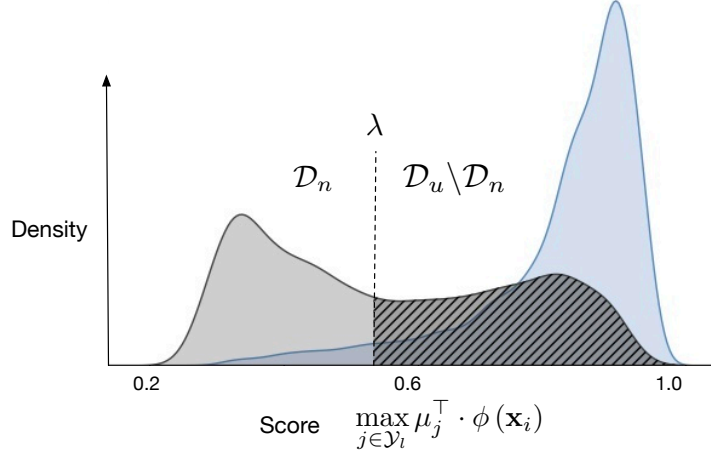


Figure 4: Distribution of OOD score $\max_{j \in \mathcal{Y}_l} \mu_j^\top \cdot \phi(\mathbf{x}_i)$ for unlabeled data \mathcal{D}_u on CIFAR-100. For visual clarity, gray indicates samples from novel classes and blue indicates samples from known classes. The shaded area highlights samples from novel classes but misidentified as known classes.

$$\begin{aligned}\mathcal{P}_l(\mathbf{x}) &= \{\mathbf{z}' \mid \mathbf{z}' \in \{\mathcal{A}_l \setminus \mathbf{z}\}, y' = y\} \\ \mathcal{N}_l(\mathbf{x}) &= \mathcal{A}_l \setminus \mathbf{z},\end{aligned}$$

where y is the ground-truth label of \mathbf{x} , and y' is the predicted label for the corresponding sample of \mathbf{z}' . Formally, the supervised contrastive loss is defined as:

$$\mathcal{L}_l = \mathcal{L}_\phi(\mathbf{x}; \tau_l, \mathcal{P}_l(\mathbf{x}), \mathcal{N}_l(\mathbf{x})),$$

where τ_l is the temperature.

Self-Supervised Contrastive Loss For a mini-batch \mathcal{B}_u with samples drawn from unlabeled dataset \mathcal{D}_u , we apply two random augmentations for each sample and generate a multi-viewed batch $\tilde{\mathcal{B}}_u$. We denote the embeddings of the multi-viewed batch as \mathcal{A}_u , where the cardinality $|\mathcal{A}_u| = 2|\mathcal{B}_u|$. For any sample \mathbf{x} in the mini-batch $\tilde{\mathcal{B}}_u$, the positive and negative set of embeddings is as follows:

$$\begin{aligned}\mathcal{P}_u(\mathbf{x}) &= \{\mathbf{z}' \mid \mathbf{z}' = \phi(\mathbf{x}'), \mathbf{x}' \text{ is augmented from the same sample as } \mathbf{x}\} \\ \mathcal{N}_u(\mathbf{x}) &= \mathcal{A}_u \setminus \mathbf{z}\end{aligned}$$

The self-supervised contrastive loss is then defined as:

$$\mathcal{L}_u = \mathcal{L}_\phi(\mathbf{x}; \tau_u, \mathcal{P}_u(\mathbf{x}), \mathcal{N}_u(\mathbf{x})),$$

where τ_u is the temperature.

F Discussion about using samples in $\mathcal{D}_u \setminus \mathcal{D}_n$

We discussed in Section 3.2 that samples from $\mathcal{D}_u \setminus \mathcal{D}_n$ contain indistinguishable data from known and novel classes. In this section, we show that using these samples for prototype-based learning may be undesirable.

We first show that the overlapping between the novel and known classes in $\mathcal{D}_u \setminus \mathcal{D}_n$ can be non-trivial. In Figure 4, we show the distribution plot of the scores $\max_{j \in \mathcal{Y}_l} \mu_j^\top \cdot \phi(\mathbf{x}_i)$. It is notable that there exists a large overlapping area when $\max_{j \in \mathcal{Y}_l} \mu_j^\top \cdot \phi(\mathbf{x}_i) > \lambda$. For visualization clarity, we color the known classes in blue and novel classes in gray.

We next show that using this part of data will be harmful to representation learning. Specifically, we replace \mathcal{L}_l to be the following loss:

Table 6: Comparison with loss $\mathcal{L}_{\text{Modified}}$ on CIFAR-100.

Method	CIFAR-100		
	All	Novel	Seen
$\mathcal{L}_{\text{Modified}}$	47.7	46.4	62.4
$\mathcal{L}_{\text{OpenCon}}$	53.7	49.1	69.0

$$\mathcal{L}_{\text{known}} = \sum_{\mathbf{x} \in \tilde{\mathcal{B}}_k} \mathcal{L}_{\phi}(\mathbf{x}; \tau_k, \mathcal{P}_k(\mathbf{x}), \mathcal{N}_k(\mathbf{x})),$$

where we define $\tilde{\mathcal{B}}_k$ to be a minibatch with samples drawn from $\mathcal{D}_l \cup (\mathcal{D}_u \setminus \mathcal{D}_n)$ —labeled data with known classes, along with the unlabeled data *predicted as known classes*. And we apply two random augmentations for each sample and generate a multi-viewed batch $\tilde{\mathcal{B}}_k$. We denote the embeddings of the multi-viewed batch as \mathcal{A}_k . The positive set of embeddings is as follows:

$$\begin{aligned} \mathcal{P}_k(\mathbf{x}) &= \{\mathbf{z}' \mid \mathbf{z}' \in \{\mathcal{A}_k \setminus \mathbf{z}\}, \tilde{y}' = \tilde{y}\} \\ \mathcal{N}_k(\mathbf{x}) &= \mathcal{A}_k \setminus \mathbf{z}, \end{aligned}$$

where

$$\tilde{y}_i = \begin{cases} \hat{y}_i \text{ (pseudo-label)} & \text{if } \mathbf{x}_i \in \mathcal{D}_u \\ y_i \text{ (ground-truth label)}, & \text{if } \mathbf{x}_i \in \mathcal{D}_l \end{cases}$$

Intuitively, $\mathcal{L}_{\text{known}}$ is an extension of \mathcal{L}_l , where we utilize both labeled and unlabeled data from known classes for representation learning. The final loss now becomes:

$$\mathcal{L}_{\text{Modified}} = \lambda_n \mathcal{L}_n + \lambda_k \mathcal{L}_{\text{known}} + \lambda_u \mathcal{L}_u, \quad (10)$$

We show results in Table 6. Compared to the original loss, the seen accuracy drops by 6.6%. This finding suggests that using $\mathcal{D}_u \setminus \mathcal{D}_n$ for prototype-based learning is suboptimal.

G Results on CIFAR-10

We show results for CIFAR-10 in Table 7, where OpenCon consistently outperforms strong baselines, particularly ORCA and GCD. Classes are divided into 50% known and 50% novel classes. We then select 50% of known classes as the labeled dataset and the rest as the unlabeled set. The division is consistent with [4], which allows us to compare the performance in a fair setting.

H More Qualitative Comparisons of Embeddings

In Figure 5, we visualize the feature embeddings for a subset of 20 classes using UMAP [50]. This covers more classes than what has been shown in the main paper (Figure 2). The model is trained on ImageNet-100. OpenCon produces a more compact and distinguishable embedding space than GCD and ORCA.

I Hyperparameters and Sensitivity Analysis

In this section, we introduce the hyper-parameter settings for OpenCon. We also show a validation strategy to determine important hyper-parameters (weight and temperature) in loss $\mathcal{L}_{\text{OpenCon}}$ and conduct a sensitivity analysis to show that the validation strategy can select near-optimal hyper-parameters. We start by introducing the basic training setting.

For CIFAR-100/ImageNet-100, the model is trained for 200/120 epochs with batch-size 512 using stochastic gradient descent with momentum 0.9, and weight decay 10^{-4} . The learning rate starts at 0.02 and decays by a factor of 10 at the 50% and the 75% training stage. The momentum for prototype updating γ is fixed at 0.9. The percentile p for novelty discovery is 70%. We fix the weight for the KL-divergence regularizer to be 0.05.

Table 7: Results on CIFAR-10. Asterisk (*) denotes that the original method can not recognize seen classes. Dagger (†) denotes the original method can not detect novel classes (and we had to extend it). Results on GCD, ORCA, and OpenCon (mean and standard deviation) are averaged over five different runs. The ORCA results are reported by running the official repo [3].

Method	CIFAR-10		
	All	Novel	Seen
†FixMatch [35]	49.5	50.4	71.5
†DS ³ L [21]	40.2	45.3	77.6
†CGDL [59]	39.7	44.6	72.3
*DTC [22]	38.3	39.5	53.9
*RankStats [80]	82.9	81.0	86.6
*SimCLR [8]	51.7	63.4	58.3
ORCA [4] (current SOTA)	88.3 \pm 0.3	87.5 \pm 0.2	89.9 \pm 0.4
GCD [69]	87.3 \pm 0.4	86.3 \pm 0.5	92.1 \pm 0.4
OpenCon (Ours)	91.5 \pm 0.1	91.3 \pm 0.2	93.3 \pm 0.1

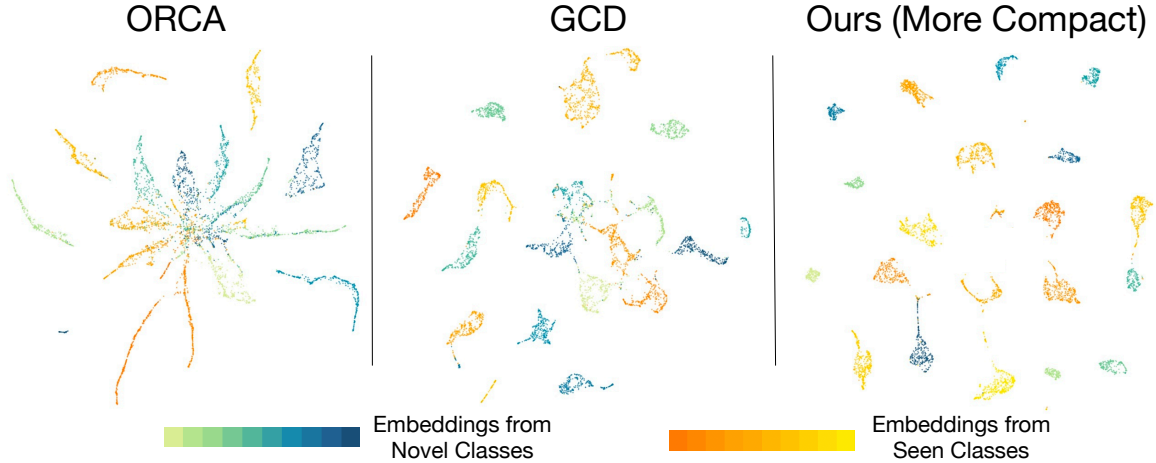


Figure 5: UMAP [50] visualization of the feature embedding from 20 classes (10 for seen, 10 for novel). Model is trained on ImageNet-100 with ORCA [4], GCD [69], and OpenCon (ours).

Since the label for \mathcal{D}_u is not available, we propose a validation strategy by using labeled data \mathcal{D}_l . Specifically, we split the classes in \mathcal{Y}_l equally into two parts: known classes and “novel” classes (for which we know the labels). Moreover, 50% samples of the selected known classes are labeled. We further use the new validation dataset to select the best hyper-parameters by grid searching. The selected hyper-parameter groups are summarized in Table 8. Note that the only difference between CIFAR-100 and ImageNet-100 settings is the temperature of the self-supervised loss \mathcal{L}_u .

We show the sensitivity of hyper-parameters in Figure 6. The performance comparison in the bar-plot for each hyper-parameter is reported by fixing other hyper-parameters. We see that our validation strategy successfully selects λ_l , λ_u and τ_l with the optimal one, and the other three λ_n , τ_u and τ_n are close to the optimal (with <1% gap in overall accuracy).

Table 8: Hyperparameters in OpenCon.

	λ_n	τ_n	λ_l	τ_l	λ_u	τ_u
ImageNet-100	0.1	0.7	0.2	0.1	1	0.6
CIFAR-100	0.1	0.7	0.2	0.1	1	0.4

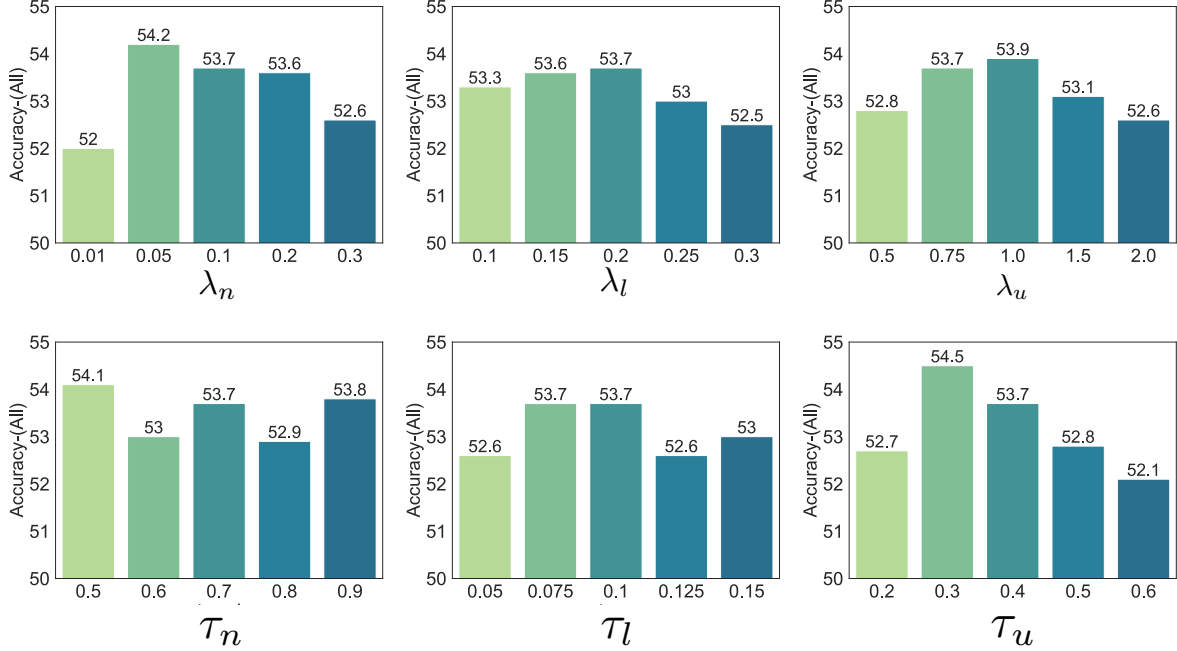


Figure 6: Sensitivity analysis of hyper-parameters on CIFAR-100. The overall accuracy is reported on three (weight, temperature) pairs: (λ_n, τ_n) for loss \mathcal{L}_n , (λ_l, τ_l) for loss \mathcal{L}_l , and the (λ_u, τ_u) for loss \mathcal{L}_u . The middle bar in each plot corresponds to the hyper-parameter value used in our main experiments.

J OOD Detection Comparison

We compare different OOD detection methods in Table 9. Results show that several popular OOD detection methods produce similar OOD detection performance. Note that Mahalanobis [39] requires heavier computation which causes an unbearable burden in the training stage. Our method incurs minimal computational overhead.

Table 9: Comparison of OOD detection performance with popular methods. Results are reported on CIFAR-100. Samples from 50 known classes are treated as in-distribution (ID) data and samples from the remaining 50 classes are used as out-of-distribution (OOD) data. The OOD detection threshold is estimated on the labeled known classes \mathcal{D}_l .

Method	FPR95	AUROC
MSP [24]	58.9	86.0
Energy [46]	57.1	87.4
Mahalanobis [39]	54.6	88.7
Ours	57.1	87.4

K Comparison on ViT Architecture

We compare OpenCon’s performance with ORCA [4] and GCD [69] on ViT-B-16 [13] architecture in Table 10. On ImageNet-100, we improve upon the best baseline by 9.9 in terms of overall accuracy.

L Sensitivity Analysis on Estimated Class Number

In this section, we provide the sensitivity analysis on the estimated class number on CIFAR-100. We noticed that when the estimated class number is much larger than the actual class number (100), some prototypes will never be predicted by any of the training samples. So the training process will converge to solutions that closely match the

Table 10: Comparison of accuracy on ViT-B-16 [13] architecture. Results are reported on ImageNet-100.

Methods	All	Novel	Seen
ORCA [4]	73.5	64.6	89.3
GCD [69]	74.1	66.3	89.8
OpenCon (Ours)	84.0	81.2	93.8

ground truth number of classes. We show in Table 11 comparing the initial class number and the class number after converging. It shows that a bold estimation of class number has little effect on the final converged class number.

Table 11: Converged class numbers under different initial class numbers.

Initial Class Number	100	110	120	130	150	200
Converged Class Number	100	106	108	109	109	109

M Hardware and Software

We run all experiments with Python 3.7 and PyTorch 1.7.1, using NVIDIA GeForce RTX 2080Ti GPUs.