

Estimating Visual Information From Audio Through Manifold Learning

Fabrizio Pedersoli¹, Dryden Wiebe¹, Amin Banitalebi², Yong Zhang², George Tzanetakis³, and Kwang M. Yi¹

¹ University of British Columbia {fpeder,drydenw, kmyi}@cs.ubc.ca

² Huawei Technologies Canada Co., Ltd

{amin.banitalebi,yong.zhang3}@huawei.com

³ University of Victoria gtzan@uvic.ca

Abstract. We propose a new framework for extracting visual information about a scene only using audio signals. Audio-based methods can overcome some of the limitations of vision-based methods i.e., they do not require “line-of-sight”, are robust to occlusions and changes in illumination, and can function as a backup in case vision/lidar sensors fail. Therefore, audio-based methods can be useful even for applications in which only visual information is of interest. Our framework is based on Manifold Learning and consists of two steps. First, we train a Vector-Quantized Variational Auto-Encoder [37] to learn the data manifold of the particular visual modality we are interested in. Second, we train an Audio Transformation network to map multi-channel audio signals to the latent representation of the corresponding visual sample. We show that our method is able to produce meaningful images from audio using a publicly available audio/visual dataset. In particular, we consider the prediction of the following visual modalities from audio: depth and semantic segmentation. We hope the findings of our work can facilitate further research in visual information extraction from audio. Code is available at: https://github.com/ubc-vision/audio_manifold.

Keywords: Manifold Learning; Audio Transformation Network; VQ-VAE

1 Introduction

Line-of-Sight is a fundamental requirement of many computer vision algorithms and applications [26,27,7,19]. Most algorithms must have “clear” vision of the entire scene in order to properly work. If this requirement is not met, the algorithms’ effectiveness is drastically compromised to a point they can not be used at all. Computer vision tasks such as object localization [34,5,8,41] and autonomous navigation [28,29,31] are particularly affected by the line-of-sight problem. Moreover, when it comes to indoor vision applications [12,33,3,22,30], meeting the line-of-sight requirement becomes even more challenging. In indoor situations occluding objects are more likely to be encountered and the layout of

the environment can make tasks such as localization or navigation very difficult due to limited vision of the entire scene. On the other hand, potential *audio-based* methods do not require a direct line-of-sight⁴. For instance, the sound of a dog barking is a reasonable enough cue to infer that a dog is nearby even if it is not visible. Prior works have shown that *sounding objects* can be localized in space with audio-only techniques [39,14,35] by leveraging multi-channel processing using microphone arrays. More recent research works on audio have shown that even more involved audio-based methods can be designed, such as methods that estimate rough visual characteristics of a scene [9,38] in terms of depth and semantic segmentation. Such audio techniques for extracting visual information are limited to the detection of sounding objects, or require complex instrumentation for estimating the characteristics of indoor scenes.

In this paper we propose a method for extracting visual information from audio which is not limited to sounding objects and does not require any ad-hoc instrumentation. Specifically, we propose a method capable of predicting: depth, and semantic segmentation of a scene. In order to achieve this goal, we propose a novel deep learning framework based on *manifold learning*. Given an audio/video pair⁵, our method learns to *transform* an audio segment to its corresponding frame visual modality by using their encoded (latent) representation. At first, a Vector-Quantized Variational Auto-Encoder (VQ-VAE) [37] is trained on the target visual modality in order to learn the manifold data. This process is iterated for all the visual modalities. Note that we do not use the VQ-VAE for generating new data. Once the data manifold of the visual modality is learned, we train the *Audio Transformation* network (AT-net). The purpose of AT-net is to encode an audio segment into a latent representation which is “close”, in terms of L_2 norm, to the corresponding visual sample in its latent space (not quantized). The transformed latent code is then quantized and passed through the pretrained visual decoder to get the final visual reconstruction. We evaluate our method on two publicly available audio/video datasets both for outdoor urban scenes.

Our contributions are summarized as follows: (i) We propose new manifold learning framework for estimating visual information from audio which can produce accurate depth maps and semantic segmentation maps. (ii) We show that VQ-VAE are a powerful tool for learning a manifold for this task. (iii) We define an audio transformation network architecture which can effectively learn the transformation between audio and visual sample at the manifold level.

2 Related work

In this section we describe previous work on audio and audio-vision algorithms for estimating visual information. In the first part we describe audio based meth-

⁴ Audio based application are also less *privacy* concerning. While it is true that audio carries conversation, this can be removed from the audio signal by using sound source separation algorithms.

⁵ An audio/video pair consists of a small segment of audio, typically 1 or 2 seconds, and its corresponding frame of the desired visual modality.

ods for sound source localization. Then, we overview previous work which uses audio and vision for estimating visual cues. Finally, we describe more recent work on audio only techniques for estimating visual information.

Audio sound source localization. Earlier research focused on the problem of Sound Source Localization (SSL) using microphone arrays which often have more than two elements. The main idea for solving SSL is to exploit the different times of arrival of sound in each microphone, as well as the different gain values, to regress the spatial position of the sound source.

For instance, Willert et al. [39] compute activity maps based on cochlear modelling of binaural audio. The activity maps are frequency/time-delay representations which are used by a probabilistic model to estimate the position (azimuth) given as input reference activity maps at known positions. Gerstoft et al. [14] propose a system for localizing sound sources by using 5-8 circular arrays of microphones. Direction of arrival was computed for each array and then fed to a processing method, which is either based on PCA or affine transformation. Valin et al. [35] present a method for sound source localization in 3D space using an array of 8 microphones. Their method is based on time delay of arrival estimation and can work in real-time. Otsuka et al. [25] present a unified framework for sound source localization and source separation which is jointly optimized and based on bayesian nonparametrics. Yalta et al. [40] propose the use of deep neural network to localize sound sources using a microphone array.

All the aforementioned previous work need to operated in controlled environments, and can only estimate the position of the sounding object as coordinate in space. In our work we aim at localization objects as “masks” in 2D images that can reproduce some visual characteristic of the object.

Audio-visual learning. More recent work has used audio jointly with vision in order to identify peculiar regions within the image based on sound characteristics. For example, one task is the localization of sound sources in images in terms of heat-maps.

In that regard, Senocak et al. [32] propose a two stream Convolutional Neural Network (CNN) to perform sound localization in an unsupervised manner. The output of CNN is processed by an attention module which combines the audio and vision stream. Their method can also work in supervised/semi-supervised settings. Aytar et al. [2] present a deep architecture for learning sound representations from unlabelled data. The inherent correlation of sound and vision in a video, allowed them to train in a student teacher setting a model that yields superior performance for acoustic/object classification. Arandjelović and Zisserman [1] propose a method for locating sounding objects in images given the audio signal. In particular, they use a two stream network which is trained with the objective of audio and video correspondence.

In a similar way, by leveraging massive amounts of unlabelled data in unsupervised learning setting, Zhao et al. [43] present a method for locating sounding regions within an image. Their method is jointly audio-visual and is capable of separating sound sources, and mapping them to their corresponding pixel locations. As an extension of their previous work, Zhao et al. [42], inspired by the

fact that sound is generated by the motion of objects and vibrations, propose a deep learning system capable of extracting motion cues for the task of sound source localization and separation. By using unlabelled audio/video data the authors train end-to-end a deep model in a curriculum learning setting. Their model is composed of: motion network, appearance network, and sound source separation network; where audio and visual streams are interconnected with an attention-like module.

These works, use audio as an additional source of information for detecting peculiar regions with the image based on characteristics of sound. In our work, instead, we aim to estimate visual information from audio only.

Estimating vision from audio. A new emerging and challenging research direction is to develop methods capable of extracting visual information from audio only. Inspired by echolocation in animals, Christensen et al. [9] designed a system for estimating depth maps and grayscale images of indoor scenes using a radar-like approach. Their system is composed of a binaural microphone, a speaker, and a ZED camera mounted on a small moving agent. The agent emits small chirp signals and the returning echos are modelled by a deep network to reconstruct depth or grayscale images using the camera image as ground-truth.

Ire et al. [18] propose a method for predicting semantic segmentation of human bodies in a controlled environment from multichannel audio. Angular spectrum and MFCCs (Mel Frequency Cepstrum Coefficient) are extracted from the audio and fed to a two stream convolutional encoder. After a fusion layer, a convolutional decoder is used for predicting the segmentation map. Lin et al. [23] present an unsupervised method for identifying sounding pixels in images by using a contrastive learning framework. Their method is iterative, at first they learn the correlation between audio and visual signals (within the same audio/visual pair) which are then used as pseudo-labels for the subsequent step. In the next step they learn the audio/visual correspondence across different videos which allows to refine the detection of sounding pixels.

Valverde et al. [36] propose a self supervised framework for detecting cars bounding boxes from sound by using a student-teacher approach. A student-teacher approach is also used in the work of Vasudevan et al. [38]. By using an encoder-decoder architecture they predict segmentation maps of sounding objects (car, train, motorcycle), as well as, depth maps, and audio super-resolution.

The Previously described works for estimating visual information has some limitations we are interested to overcome with our proposed method. These limitation are either: to required complex setup and instrumentation, or considering the estimation of tiny portion of what it would be entire visual scene.

3 Method

In this paper we propose a two-stage method for extracting visual information from audio, as shown in Fig. 1. The first stage consists of training a VQ-VAE on a particular visual modality, which can be but not limited to: depth maps, and semantic segmentation maps. The second stage consists of training a domain

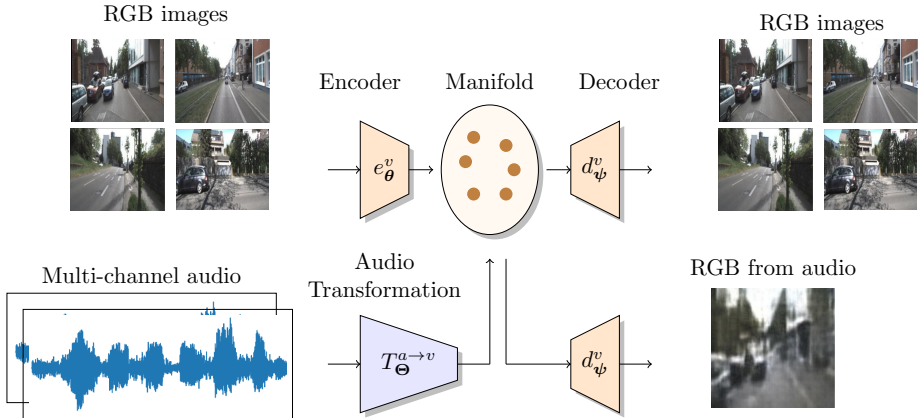


Fig. 1. Overview of our method. At first stage the data manifold is learnt for each visual modality by using a VQ-VAE. After that, the audio transformation network maps an audio sample to the closet visual sample in manifold space.

transformation network, which we refer to as Audio-Transformation network (AT-net), to map audio signals to the visual modality.

We propose this two-stage approach because it provides advantages compared to single-stage (end-to-end) approaches. End-to-end models have limitations when used to extract visual information from audio signals. We have empirically observed that such models converge to an average representation of the data-set that has low quality and lacks visual detail. A two-stage approach can overcome these issues by *learning a transformation at the manifold*⁶ level. The key idea of learning a transformation at the manifold level is that it potentially allows to reconstruct the overall structure, as well as the details, of a visual modality because the decoder is specific to that modality. This transformation can be effectively learned because manifold data lies on an higher dimensional space which enforce sparsity and thus is less affected by the “regression to the mean” representation problem.

3.1 VQ-VAE Pretraining

We use a VQ-VAE [37] framework for learning the manifold of a given visual modality, in our case depth, and segmentation maps. See Fig. 2 for an overview of the VQ-VAE framework. The main idea behind the VQ-VAE is to introduce a trainable vector quantizer at a latent space (manifold). The model is trained with reconstruction loss plus two loss terms specific for the vector quantization. During back-propagation the gradient is simply passed through by a “straight through estimator” [4] to the vector quantization module. Deep learning research

⁶ We refer to manifold as the space defined by the encoded representation of some data type (visual data in our case).

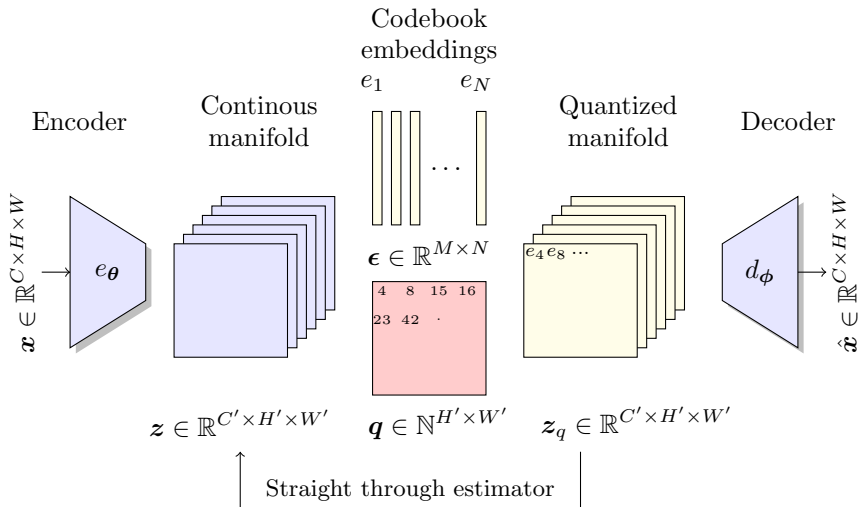


Fig. 2. Vector-Quantized Variational Auto Encoder framework.

has shown that VQ-VAEs do not have any particular limitation compared to VAEs [21], while simplifying a lot the latent representation (manifold) of the data samples.

In our case, the VQ-VAE allows us to obtain a quantized representation of latent data which is more “controllable”. In our experiments we can get very accurate reconstruction just by using a small number of learnable embeddings (the code-book), e.g $N = 64$. This is possible because we independently train a specific VQ-VAE for each modality. In our experience we note that the principal factor for obtaining detailed reconstruction is the higher resolution of the latent space⁷. On the other hand, smaller resolutions of the latent space yield progressively more blurry reconstructions. It is important to note that the latent space resolution is a fundamental design choice of the overall method. In fact, the AT-net entirely relies on this data for learning to map audio to visual information; the resolution size determines how effectively this transformation can be learned. Learning this transformation is not an easy task, and we specifically rely on the VQ-VAE for making this process more effective. In fact, the quantized nature of the framework allows the model to better tolerate small “errors” in transformation since they will be eliminated by the quantization process. Finally, note that we are not interested in any sort of data generation (sampling).

3.2 Audio Transformation

The purpose of the AT-net is to encode an audio sample to the closest manifold sample in the visual domain; where closest is defined in terms of the L_2 norm.

⁷ In our experiments a latent size 32×32 allows us to reconstruct data at 128×128 size with no visible loss of details.

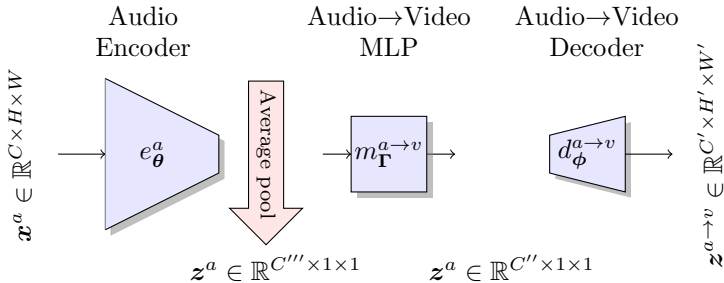


Fig. 3. The Audio transformation network.

Audio transformation is a fundamental processing step for obtaining the good overall performance of the proposed method. Therefore, the architecture of AT-net must be carefully chosen.

The AT-net consists of three components: audio encoder, domain transformation MLP, and visual manifold decoder, as shown in Fig. 3. The audio encoder consisting of a series of strided convolutional layers which considerably reduce the size of data. A final global average pooling layer reduces the spatial size to 1×1 . Note that completely reducing the spatial dimension of the data is important because there is no spatial correspondence between the two domains. The domain transformation MLP consists of several dense layers which are used for decoupling the audio and visual domains. Finally, the visual decoder increases the size of data to match the chosen visual manifold size by means of strided transposed convolutional layers.

The AT-net is simply trained with L_2 loss at the manifold level. In more detail, given a training (audio, visual) pair, at first the visual sample must be encoded on the visual manifold by using the VQ-VAE encoder. Then, this manifold data sample acts as ground truth for training the AT-net. Note that we train the AT-net on the continuous (not quantized) latent representation of the visual data. We do this because we want quantization to be the subsequent step as it can remove errors in transformation. As already mentioned in the previous subsection, the resolution of the manifold is a key design factor. A small manifold resolution yields easier AT-net training but more blurry reconstruction. On the other hand, a bigger manifold resolution ensures detailed reconstruction, but the training process of AT-net is more problematic.

4 Results

In this section we report the experimental evaluation of our method with respect to the prediction of depth maps and segmentation maps from audio signal. We evaluate our method on a publicly available datasets: the ‘‘Omni Auditory Perception’’ (OAP) [38]. This dataset provides multi-channel audio and video of 165 urban scenes recorded by equipment mounted on a car. Data is recorded

on different days and locations. In particular, audio is 8 channels, e.g. 8 microphones are used to record the environment sounds. Video comes in the form of high-resolution RGB frames and depth maps. Depth maps are computed from single RGB frames by using the official implementation of `Monodepth2` [15] which estimates depth maps from monocular frames. In addition to that, we also compute the semantic segmentation maps by using an implementation of `DeepLabv3` architecture [6] pretrained on the “Cityscapes” datasets [10].

Data preparation. We resample audio to 22.5 kHz. By doing this we obtain a more compact representation, i.e more computationally efficient, which does not lose any meaningful information of sound. Following the same methodology as [38,36] we process audio/video in windows of 1 s. Therefore, an audio/video pair consists of: 1 s of audio and the corresponding central video frame of the same temporal window. As a final pre-processing step we compute the MEL spectrogram of 1 s audio segments. The choice of MEL spectrogram is motivated by previous research in audio (music) that showed the effectiveness of this time-frequency representation for many downstream tasks [24]. We compute spectrograms according the following specification: window length of 2048 samples (L) (same as $\#FFT$ points), hop length of 256 samples (H), and number of mel coefficients 256 (W). Note that we use all the available audio channels (N) by concatenating the respective spectrograms along a new dimension such that the final input for the audio transformation network is $N \times \lfloor \frac{L}{H} \rfloor \times W$. The images of the different visual modalities are simply resized to our input resolution of 128×128 . Spectrograms are resized as well to the same size.

Networks specifics. For the VQ-VAE we adopt a similar configuration as the one proposed by the original authors [37]. The encoder and decoder are characterized by simple strided convolutional layers with ReLU activations. The number of features for the first convolutional layer, both at the encoder side and decoder side, is set to 64. All the remaining convolutional layers have 128 features. Note that each convolutional layer is *strided*, i.e. it downsamples (encoder) or upsamples (decoder) its input by a factor of 2. A sequence of three residual convolutional blocks [16] is placed before and after the vector quantization module; the residual blocks do not change their input size. With respect to the vector quantizer, we configure it to have 64 code-words of dimensionality 64. The number of strided convolutions of the encoder and decoder is chosen in order to match the desired size of the data manifold: 8×8 , 16×16 , and 32×32 in our experiments.

The other architectural component of our method is the AT-net. As previously described in Sec. 3.2, the AT-net consists of three parts: audio encoder, domain transformation MLP, and visual manifold decoder. Specifically, the audio encoder is a Resnet18 [16]. The domain transformation MLP consists of a sequence of three dense layers with dropout probability of $p = 0.2$ and ReLU activations. The visual decoder consists of series of strided transposed convolutional layers which upsamples at each stage the output of the MLP by a factor of 2 until the desired manifold size is reached; the number of features is halved

at each stage. As final note, we add batch normalization [17] to increase training speed and stability.

Training. We train our method using the same data splits as suggested by the datasets authors. We use the Adam optimizer [20] with learning rate of 1×10^{-4} for both the VQ-VAE and AT-net training. We stop training when the incremental improvement of the training loss observed over a fixed amount of iterations does not improve over a certain threshold empirically chosen.

Evaluation. In regard to depth estimation, we conduct the evaluation by using several errors metrics as defined in Eigen et al. [11]. Specifically, we use: absolute relative distance (ABS_{rel}), squared relative distance (SQR_{rel}), RMSE linear ($RMSE_{\text{lin}}$), and RMSE logarithmic ($RMSE_{\text{log}}$). In addition, we also evaluate AUC_{crr} of relative correct detections below thresholds $\tau \in \{0, 0.01, \dots 0.3\}$. By using the notation: y ground truth image, \hat{y} predicted image, T number of data samples, N number of pixels of an image, the evaluation metrics are defined as follows.

$$\begin{aligned}
 ABS_{\text{rel}} &= \frac{1}{|T|} \sum_{y \in T} |y - \hat{y}| / \hat{y}, & SQR_{\text{rel}} &= \frac{1}{|T|} \sum_{y \in T} \|y - \hat{y}\|^2 / \hat{y}, \\
 RMSE_{\text{lin}} &= \sqrt{\frac{1}{|T|} \sum_{y \in T} \|y - \hat{y}\|^2}, & RMSE_{\text{log}} &= \sqrt{\frac{1}{|T|} \sum_{y \in T} \|\log y - \log \hat{y}\|^2} \quad (1) \\
 AUC_{\text{crr}} &= \sum_{t \in |\tau|} Crr_t \cdot (\tau_{t+1} - \tau_t), & Crr_t &= \frac{1}{|N|} \sum_{i \in N} \mathbb{1} \left[\frac{|y_i - \hat{y}_i|}{y_i} \right]_{< \tau_t}.
 \end{aligned}$$

In addition, for the semantic segmentation evaluation we report performance results in terms of mean Intersection Over Union (mIOU), alongside the individual IOU of each one of ground truth classes. Classes that scores an IOU of below $< 1\%$ for all the considered methods are removed from the evaluation.

Consideration about metrics. It is important to note that the used evaluation metrics do not completely take into account some key aspects that define a prediction to be “good” or “bad”, as a human would do. The used metrics are averaged pixel level metrics. Thus, they do not consider the overall “structural fit” of the prediction, as well as higher level semantics such as “correspondence of objects”. In fact, a perfect prediction affected by small translation or deformation would still end up considered “bad” from these metrics point of view. While still providing valid comparison with other methods, these metrics are not ideal for evaluating methods which does not take preservation of the structure and objects semantics for granted⁸. Ideally, a new metric that takes into account the aforementioned aspects should be defined for this task. However, this is outside the scope of this paper. To compensate what the metrics are missing, we

⁸ The methods discussed in this section predict visual information from audio. This tasks is really challenging and predicting something which has a structural fit is already an important achievement.

Table 1. OAP depth map estimation results.

Method	$ABS_{rel} \downarrow$	$SQR_{rel} \downarrow$	$RMSE_{lin} \downarrow$	$RMSE_{log} \downarrow$	$AUC_{crr} \uparrow$
[13] ECHO2DEPTH	.731	6.13	7.00	1.19	.077
[38] 2ch	.478	2.78	5.12	.527	.068
[38] 8ch	.674	4.51	5.29	.602	.047
[38] 2ch +seg	.403	1.73	4.54	.474	.077
[38] 8ch +seg	.629	3.16	5.25	.596	.053
Proposed 8×8	.241	1.01	4.12	.361	.118
Proposed 16×16	.235	1.04	4.11	.376	.118
Proposed 32×32	.251	1.08	4.16	.382	.114

qualitatively show some predicted examples of our method and compare them with previous work.

Comparison. We compare our method with the method proposed by Vasudevan et al. [38] by using the implementation available at their github repository. In order to conduct a fair evaluation we test their method by using both 2ch and 8ch audio input. In addition, since their methods obtains the best performance when predicting multiple visual sources, we also include these configurations in our experimental evaluation. However, we do not include the super-resolution audio prediction. We also include an additional baseline comparison with ECHO2DEPTH [13] for depth estimation.

For our method we report performance with respect to different spatial resolutions of the data manifold, namely: 8×8 , 16×16 , and 32×32 . For both the cases of visual estimation, our predicted images are at a smaller resolution with respect to the compared method, therefore, for a fair evaluation we resize the predicted images with nearest neighbour interpolation to match the target resolution. To summarize, we compare our method with the following configurations of method [38]: 2ch audio \rightarrow depth, 2ch audio \rightarrow segmentation, 2ch audio \rightarrow depth + segmentation, 8ch audio \rightarrow depth, 8ch audio \rightarrow segmentation, and 8ch audio \rightarrow depth + segmentation.

4.1 Omni auditory perception dataset

In Tab. 1 we report the performance comparison for the task of depth maps estimation.

As we can see from Tab. 1 our method obtains the best performance for all the performance metrics. Previous method [38] performs at best in 2ch audio multi modal configuration, i.e. when both depth maps and semantic segmentation maps are predicted. However, we operating in single visual modality the performance of their method are heavily penalized. Focusing on our method, the 16×16 configuration is the best performing among all our configurations.

Table 2. OAP semantic segmentation results reported in IOU [%].

Method	AVG	Road	Side.	Build.	Fence	Veget.	Terr.	Sky	Car
[38] 8ch	17.66	74.94	0.47	27.35	0.29	14.05	0.06	18.69	5.48
[38] 2ch	18.83	81.90	0.58	26.63	0.09	10.88	0.03	24.94	5.59
[38] 8ch +depth	18.30	79.96	0.70	29.02	0.19	9.49	0.02	20.48	6.21
[38] 2ch +depth	19.20	76.77	0.33	25.68	0.21	14.51	0.22	28.27	7.47
Proposed 8×8	20.73	74.67	4.34	11.79	1.53	15.11	2.59	53.31	2.49
Proposed 16×16	20.79	75.31	4.08	12.83	1.98	14.53	2.44	52.54	2.63
Proposed 32×32	20.29	73.63	4.14	11.13	1.20	12.51	1.18	55.60	2.94

The manifold at 16×16 resolution is particularly effective for depth estimation because the visual data is already smooth and slowly variant. Therefore, the advantages offered by higher manifold resolutions for reconstructing high-frequency details are not as important in this particular case. Thus, our model can be effectively trained and perform best at the lowest manifold resolution.

In Tab. 2 we report the performance comparison for the task of semantic segmentation maps estimation. For this experiment we consider the IOU of classes which are above the threshold of 0.01%. By looking at the average IOU we see that our method is clearly the best performing method. The margin of improvement offered by our method is considerably large, almost double the performance score of [38] method. In the case of semantic segmentation estimation, their method performs similarly for both the single and multi-modal configuration; taking into account the depth modality did not provide any sensible improvement. Our method performs similarly among the three different manifold resolutions. As happens for the depth data, also in this case due to the segmentation map is slowly variant in regions which often comprise a large number of pixels.

Focusing on the individual semantic segmentation classes, we see that both ours and their method perform very well for class ‘Road’ scoring $\approx 75\%$ IOU. This could be due to scene characteristics that are encountered in both training and testing data. For class ‘Sky’ instead, our method provides a huge advantage with respect to [38]. In fact, for this class we obtain an IOU of $\approx 53\%$, while the compared method only scores $\approx 30\%$ in their best configuration. Conversely, for class ‘Building’ and class ‘Car’ their method perform better than ours. A possible explanation for this is the loss of details due to small manifold resolutions. Due to the nature of the adopted VQ-VAE framework when dealing with segmentation data, possible small regions of a particular class which are adjacent with much larger regions of another class can be lost during decoding. Moreover, we also note that our method is able to detect some regions while the compared method almost misses those. In particular, although with a low IOU our method can identify classes ‘Sidewalk’, ‘Fence’, and ‘Terrain’.

Table 3. MAVD depth map estimation results.

Method	$ABS_{rel} \downarrow$	$SQR_{rel} \downarrow$	$RMSE_{lin} \downarrow$	$RMSE_{log} \downarrow$	$AUC_{crr} \uparrow$
[13] ECHO2DEPTH	.218	.561	2.34	.324	.14
[38] 2ch	.232	.740	2.69	.324	.37
[38] 8ch	.210	.669	2.54	.301	.46
[38] 2ch +seg	.223	.676	2.55	.313	.46
[38] 8ch +seg	.205	.634	2.49	.298	.148
Proposed 8×8	.126	.290	1.51	.180	.191
Proposed 16×16	.146	.347	1.65	.201	.184
Proposed 32×32	.139	.303	1.65	.196	.187

Table 4. MAVD semantic segmentation results reported in IOU [%].

Method	AVG	Road	Side.	Build.	Fence	Veget.	Terr.	Sky	Car
[38] 2ch	36.66	76.42	25.59	48.56	16.16	58.88	14.86	26.47	26.40
[38] 8ch	40.05	78.75	28.96	52.68	18.65	63.56	17.59	29.81	30.47
[38] 2ch +depth	41.68	76.12	29.10	49.18	26.86	59.92	25.68	39.70	26.94
[38] 8ch +depth	47.36	80.15	34.83	55.31	30.71	64.46	31.61	47.74	34.11
Proposed 8×8	61.02	90.42	55.43	77.61	38.23	84.56	39.68	47.64	54.62
Proposed 16×16	57.99	89.18	49.78	75.98	35.00	82.76	36.06	45.90	49.28
Proposed 32×32	54.83	87.99	45.88	73.52	30.70	81.13	31.12	43.90	44.47

4.2 Multimodal audio visual detection dataset

In Tab. 3 we report the performance comparison for the task of depth maps estimation. As we can see from the table, our method at manifold resolution of 8×8 achieves the best performance according to all the metrics by a considerable margin with respect to the baseline methods. For the bigger manifold resolution the performance decrease but still the proposed method outperforms the baseline method.

In Tab. 4 we report the performance comparison for the task of semantic segmentation maps estimation. Also for this task we note the proposed method obtains the best performance for all of the semantic segmentation classes. Similarly to the previous task, the best configuration of our model is at manifold resolution of 8×8 . For the bigger manifold resolution the performance slightly decrease.

Table 5. VQ-VAE vs VAE vs E2E results for depth maps estimation.

Method	$ABS_{rel} \downarrow$	$SQR_{rel} \downarrow$	$RMSE_{lin} \downarrow$	$RMSE_{log} \downarrow$	$AUC_{crr} \uparrow$
E2E 8×8	.442	2.31	4.92	.526	.072
E2E 16×16	.496	2.25	4.79	.529	.068
E2E 32×32	.541	3.16	5.15	.561	.062
VAE 8×8	.311	1.22	4.11	.397	.097
VAE 16×16	.261	1.15	4.07	.377	.112
VAE 32×32	.248	1.10	4.01	.381	.113
VQ 8×8	.241	1.01	4.12	.361	.118
VQ 16×16	.235	1.04	4.11	.376	.118
VQ 32×32	.251	1.08	4.16	.382	.114

4.3 Ablation study

In this section we discuss the ablation study for VQ-VAE and VAE as framework for learning the data manifold. With this experiments we aim at showing which one of the two frameworks allows to learn are more suitable manifold for estimating visual information. In addition, we also report the performance of our method trained end-to-end (E2E) in a single stage i.e. manifold and audio transformation is learnt at the same time.

In Tab. 5 we report the comparison with respect to the prediction of depth maps. From Tab. 5 we see that VQ-VAE are indeed the better framework for learning the data manifold. In fact, for all of the resolutions of manifold data, VQ-VAEs outperform VAEs counterpart for all the performance metrics. Interestingly, we also note that in the case of VAE the better (in the sense of majority of the performance metrics) manifold resolution is 32×32 while for VQ-VAE the better manifold resolution is 8×8 . When the proposed model is trained end-to-end we note that the performance are worse with respect to the two-stage models.

4.4 Qualitative results

In this section we show some qualitative results of depth map estimation and semantic segmentation estimation from audio. We compare our 8×8 method with the method proposed by Vasudevan et al. [38] by using their best configuration. We select scenes 148 of the test set. From Fig. 4.4 we clearly see that our method produces higher quality images from audio.

By looking at the depth estimation results we observe that method [38] predict a similar depth pattern for all of the three tested audio segments. Although we small variation in scale, their method is not able to detect important details such objects at medium distance. Our method instead can identify those object in a more reliable way. Moreover, their depth prediction seems not capable at




Fig. 4. Qualitative results for scenes 148.

localizing objects because it mainly focuses at the central part of the image no matter what the ground truth is.

If we focus on the estimation of semantic segmentation maps, we observe that our method is by far superior compared to [38]. In fact, the method of [38] is affected by severe issues. First of all, their method miss classifies objects which should be easily detected due to the dataset statistics. For instance, if we consider the “road” class we see that their method confuses the “road” with “tree” for large regions, Fig. 4.4(e). Another important issue is the “unrealism” of segmentation for certain classes. For example, if we consider the “building” class we see that [38] often predicts them both: in shapes uncorrelated with respect to the ground truth data, and in positions not physically possible. Also the detection of moving objects such as “cars” is often undefined, and unrealistic as well, Fig. 4.4(e).

In contrast, our method is able to: reproduce the main structure of the image, predict objects in appropriate locations, and maintain correspondence of classes between prediction and ground-truth. We provide more qualitative examples in the Supplementary Appendix.

5 Conclusions

We have presented a novel framework for estimating visual information from audio which outperforms the current state-of-the-art for estimating depth maps and semantic segmentation maps from multi channel audio. The fundamental idea behind our proposed method is learning the transformation between the audio and the visual domains at the visual manifold level obtained using a VQ-VAE rather than using an end-to-end training approach. We have shown that this transformation is learnable and effective, and results in superior performance compared to previous approaches to this problem. Thanks to the quantized nature of the VQ-VAE’s manifold, our method is more robust to errors and is able to generate more realistic images from audio only.

As future work, we plan to define a new performance metric that takes into account important visual properties which are not considered by traditional metrics for depth map estimation and semantic segmentation estimation. Based on this new metric, alternative optimization objectives can be investigated. We also

plan to collect a new indoor audio/visual dataset organized and recorded in way which is more appropriate for estimating visual information from sound.

References

1. Arandjelovic, R., Zisserman, A.: Objects that sound. In: Proceedings of the European conference on computer vision (ECCV). pp. 435–451 (2018)
2. Aytar, Y., Vondrick, C., Torralba, A.: Soundnet: Learning sound representations from unlabeled video. *Advances in neural information processing systems* **29** (2016)
3. Baek, F., Ha, I., Kim, H.: Augmented reality system for facility management using image-based indoor localization. *Automation in construction* **99**, 18–26 (2019)
4. Bengio, Y., Léonard, N., Courville, A.: Estimating or propagating gradients through stochastic neurons for conditional computation. *arXiv preprint arXiv:1308.3432* (2013)
5. Caicedo, J.C., Lazebnik, S.: Active object localization with deep reinforcement learning. In: Proceedings of the IEEE international conference on computer vision. pp. 2488–2496 (2015)
6. Chen, L.C., Papandreou, G., Schroff, F., Adam, H.: Rethinking atrous convolution for semantic image segmentation. *arXiv preprint arXiv:1706.05587* (2017)
7. Chen, L.C., Zhu, Y., Papandreou, G., Schroff, F., Adam, H.: Encoder-decoder with atrous separable convolution for semantic image segmentation. In: Proceedings of the European conference on computer vision (ECCV). pp. 801–818 (2018)
8. Choe, J., Oh, S.J., Lee, S., Chun, S., Akata, Z., Shim, H.: Evaluating weakly supervised object localization methods right. In: Proceedings of the IEEE/CVF Conference on Computer Vision and Pattern Recognition. pp. 3133–3142 (2020)
9. Christensen, J.H., Hornauer, S., Stella, X.Y.: Batvision: Learning to see 3d spatial layout with two ears. In: 2020 IEEE International Conference on Robotics and Automation (ICRA). pp. 1581–1587. IEEE (2020)
10. Cordts, M., Omran, M., Ramos, S., Rehfeld, T., Enzweiler, M., Benenson, R., Franke, U., Roth, S., Schiele, B.: The cityscapes dataset for semantic urban scene understanding. In: Proceedings of the IEEE conference on computer vision and pattern recognition. pp. 3213–3223 (2016)
11. Eigen, D., Puhrsch, C., Fergus, R.: Depth map prediction from a single image using a multi-scale deep network. *Advances in neural information processing systems* **27** (2014)
12. Fusco, G., Coughlan, J.M.: Indoor localization for visually impaired travelers using computer vision on a smartphone. In: Proceedings of the 17th International Web for All Conference. pp. 1–11 (2020)
13. Gao, R., et al.: Visualechoes: Spatial image representation learning through echolocation. In: ECCV (2020)
14. Gerstoft, P., Hu, Y., Bianco, M.J., Patil, C., Alegre, A., Freund, Y., Grondin, F.: Audio scene monitoring using redundant ad-hoc microphone array networks. *IEEE Internet of Things Journal* (2021)
15. Godard, C., Mac Aodha, O., Firman, M., Brostow, G.J.: Digging into self-supervised monocular depth estimation. In: Proceedings of the IEEE/CVF International Conference on Computer Vision. pp. 3828–3838 (2019)
16. He, K., Zhang, X., Ren, S., Sun, J.: Deep residual learning for image recognition. In: Proceedings of the IEEE conference on computer vision and pattern recognition. pp. 770–778 (2016)

17. Ioffe, S., Szegedy, C.: Batch normalization: Accelerating deep network training by reducing internal covariate shift. In: International conference on machine learning. pp. 448–456. PMLR (2015)
18. Irie, G., Ostrek, M., Wang, H., Kameoka, H., Kimura, A., Kawanishi, T., Kashino, K.: Seeing through sounds: Predicting visual semantic segmentation results from multichannel audio signals. In: ICASSP 2019-2019 IEEE International Conference on Acoustics, Speech and Signal Processing (ICASSP). pp. 3961–3964. IEEE (2019)
19. Janai, J., Güney, F., Behl, A., Geiger, A., et al.: Computer vision for autonomous vehicles: Problems, datasets and state of the art. *Foundations and Trends® in Computer Graphics and Vision* **12**(1–3), 1–308 (2020)
20. Kingma, D.P., Ba, J.: Adam: A method for stochastic optimization. arXiv preprint arXiv:1412.6980 (2014)
21. Kingma, D.P., Welling, M.: Auto-encoding variational bayes. arXiv preprint arXiv:1312.6114 (2013)
22. Kumar, S., Gil, S., Katabi, D., Rus, D.: Accurate indoor localization with zero start-up cost. In: Proceedings of the 20th annual international conference on Mobile computing and networking. pp. 483–494 (2014)
23. Lin, Y.B., Tseng, H.Y., Lee, H.Y., Lin, Y.Y., Yang, M.H.: Unsupervised sound localization via iterative contrastive learning. arXiv preprint arXiv:2104.00315 (2021)
24. Logan, B.: Mel frequency cepstral coefficients for music modeling. In: In International Symposium on Music Information Retrieval. Citeseer (2000)
25. Otsuka, T., Ishiguro, K., Sawada, H., Okuno, H.G.: Bayesian nonparametrics for microphone array processing. *IEEE/ACM Transactions on Audio, Speech, and Language Processing* **22**(2), 493–504 (2013)
26. Redmon, J., Divvala, S., Girshick, R., Farhadi, A.: You only look once: Unified, real-time object detection. In: Proceedings of the IEEE conference on computer vision and pattern recognition. pp. 779–788 (2016)
27. Ren, S., He, K., Girshick, R., Sun, J.: Faster r-cnn: Towards real-time object detection with region proposal networks. *Advances in neural information processing systems* **28** (2015)
28. Royer, E., Bom, J., Dhomez, M., Thuilot, B., Lhuillier, M., Marmoiton, F.: Outdoor autonomous navigation using monocular vision. In: 2005 IEEE/RSJ International Conference on Intelligent Robots and Systems. pp. 1253–1258. IEEE (2005)
29. Royer, E., Lhuillier, M., Dhomez, M., Lavest, J.M.: Monocular vision for mobile robot localization and autonomous navigation. *International Journal of Computer Vision* **74**(3), 237–260 (2007)
30. Sadeghi, H., Valaee, S., Shirani, S.: A weighted knn epipolar geometry-based approach for vision-based indoor localization using smartphone cameras. In: 2014 IEEE 8th Sensor Array and Multichannel Signal Processing Workshop (SAM). pp. 37–40. IEEE (2014)
31. Scaramuzza, D., Achtelik, M.C., Doitsidis, L., Friedrich, F., Kosmatopoulos, E., Martinelli, A., Achtelik, M.W., Chli, M., Chatzichristofis, S., Kneip, L., et al.: Vision-controlled micro flying robots: from system design to autonomous navigation and mapping in gps-denied environments. *IEEE Robotics & Automation Magazine* **21**(3), 26–40 (2014)
32. Senocak, A., Oh, T.H., Kim, J., Yang, M.H., Kweon, I.S.: Learning to localize sound source in visual scenes. In: Proceedings of the IEEE Conference on Computer Vision and Pattern Recognition. pp. 4358–4366 (2018)
33. Sun, M., Zhang, L., Liu, Y., Miao, X., Ding, X.: See-your-room: indoor localization with camera vision. In: Proceedings of the ACM turing celebration conference-China. pp. 1–5 (2019)

34. Tompson, J., Goroshin, R., Jain, A., LeCun, Y., Bregler, C.: Efficient object localization using convolutional networks. In: Proceedings of the IEEE conference on computer vision and pattern recognition. pp. 648–656 (2015)
35. Valin, J.M., Michaud, F., Rouat, J., Létourneau, D.: Robust sound source localization using a microphone array on a mobile robot. In: Proceedings 2003 IEEE/RSJ International Conference on Intelligent Robots and Systems (IROS 2003)(Cat. No. 03CH37453). vol. 2, pp. 1228–1233. IEEE (2003)
36. Valverde, F.R., Hurtado, J.V., Valada, A.: There is more than meets the eye: Self-supervised multi-object detection and tracking with sound by distilling multimodal knowledge. In: Proceedings of the IEEE/CVF Conference on Computer Vision and Pattern Recognition. pp. 11612–11621 (2021)
37. Van Den Oord, A., Vinyals, O., et al.: Neural discrete representation learning. *Advances in neural information processing systems* **30** (2017)
38. Vasudevan, A.B., Dai, D., Gool, L.V.: Semantic object prediction and spatial sound super-resolution with binaural sounds. In: European conference on computer vision. pp. 638–655. Springer (2020)
39. Willert, V., Eggert, J., Adamy, J., Stahl, R., Korner, E.: A probabilistic model for binaural sound localization. *IEEE Transactions on Systems, Man, and Cybernetics, Part B (Cybernetics)* **36**(5), 982–994 (2006)
40. Yalta, N., Nakadai, K., Ogata, T.: Sound source localization using deep learning models. *Journal of Robotics and Mechatronics* **29**(1), 37–48 (2017)
41. Zhang, X., Wei, Y., Feng, J., Yang, Y., Huang, T.S.: Adversarial complementary learning for weakly supervised object localization. In: Proceedings of the IEEE conference on computer vision and pattern recognition. pp. 1325–1334 (2018)
42. Zhao, H., Gan, C., Ma, W.C., Torralba, A.: The sound of motions. In: Proceedings of the IEEE/CVF International Conference on Computer Vision. pp. 1735–1744 (2019)
43. Zhao, H., Gan, C., Rouditchenko, A., Vondrick, C., McDermott, J., Torralba, A.: The sound of pixels. In: Proceedings of the European conference on computer vision (ECCV). pp. 570–586 (2018)

Estimating Visual Information From Audio Through Manifold Learning

Supplementary Material

A Qualitative examples

We provide additional qualitative examples comparing between [38] and our method. Our method provides improved depth and semantic segmentation from audio compared to [38].




Fig. 5. scene 140.




Fig. 6. scene 141.




Fig. 7. scene 142.

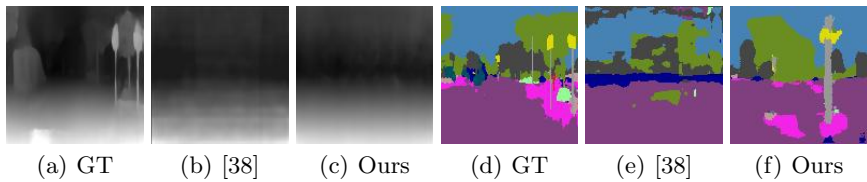


Fig. 8. scene 143.




Fig. 9. scene 144.




Fig. 10. scene 145.




Fig. 11. scene 146.




Fig. 12. scene 147.




Fig. 13. scene 148.




Fig. 14. scene 149.




Fig. 15. scene 150.




Fig. 16. scene 151.

B Failure examples

We provide some failure cases of the proposed method where: objects close to camera are not identified, Fig. 17, objects are miss classified, Fig. 18.




Fig. 17. Depth estimation failure cases.

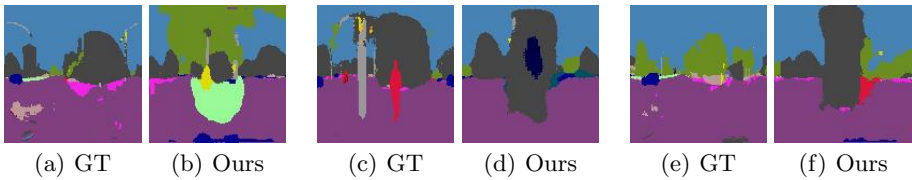


Fig. 18. Semantic segmentation estimation failure cases.