

Improvement of q^2 resolution in semileptonic decays based on machine learning

Panting Ge,¹ Xiaotao Huang,² Miroslav Saur,³ and Liang Sun^{1,*}

¹*School of Physics and Technology,
Wuhan University, Wuhan 430072, China*

²*The Institute for Advanced Studies,
Wuhan University, Wuhan 430072, China*

³*Technische Universität Dortmund, Dortmund 44227, Germany*

(Dated: Received: date / Accepted: date)

Abstract

The neutrino closure method is often used to obtain kinematics of semileptonic decays with one unreconstructed particle in hadron collider experiments. The kinematics of decays can be deducted by a two-fold ambiguity with a quadratic equation. To resolve the two-fold ambiguity, a novel method based on Machine Learning (ML) is proposed. We study the effect of different sets of features and regressors on the improvement of reconstructed invariant mass squared of $\ell\nu$ system (q^2). The result shows that the best performance is obtained by using the flight vector as the features, and the multilayer perceptron (MLP) model as the regressor. Compared with the random choice, the MLP model improves the resolution of reconstructed q^2 by $\sim 40\%$. Furthermore, the possibility of using this method on various semileptonic decays is shown.

* Corresponding author: sunl@whu.edu.cn

I. INTRODUCTION

Semileptonic decays, mediated by a virtual W boson which produces one lepton and the corresponding neutrino in addition to one or more hadrons, offer a good platform to study the weak as well as strong interaction effects [1]. Studies of semileptonic decays, therefore, have been paid much more attention in recent years, especially for the purposes of precise measurements on the Cabibbo-Kobayashi-Maskawa (CKM) matrix elements [2, 3], such as the determination of $|V_{ub}|$ and $|V_{cb}|$. The precision measurement of the CKM matrix elements help predict other branching fractions, such as $B \rightarrow \tau\nu_\tau$. Additionally, the recent measurements of the branching fraction ratios $R(D^*) = \mathcal{B}(B \rightarrow D^{(*)}\tau\nu)/\mathcal{B}(B \rightarrow D^{(*)}\mu\nu)$ measured in experiments show a slight disagreement with the Standard Model predictions [4]. Based on the above, the studies of semileptonic decays by LHCb experiment, which focuses on a heavy-flavour studies in a forward region, show an increasing trend, although the presence of an unreconstructed neutrino is experimentally challenging.

At B -factories operating at the $\Upsilon(4S)$ resonance, the kinematics of missing particles in B mesons can be reconstructed by balancing against the \bar{B} decay [5], while in hadron collider experiments the studies of semileptonic decays pose a technical challenge [6] due to the unreconstructed neutrino in the final state. First of all, a large Lorentz boost can be produced by hadron collider experiments, especially at the forward rapidity covered by the LHCb experiment [7], which is one of the major experiments at LHC. Secondly, the decay kinematics can be restricted by the b -hadron decay vertex and the measured flight vector which connects with the primary pp interaction vertex [8]. Finally, the mass of single missing particles can be deduced from the conservation of four-momentum. Conservation of the transverse momentum to the flight vector provides two independent constraints on the semileptonic decays as well. A third constraint is the parent b -hadron mass should be conserved, though this condition has an ambiguity which produces two solutions.

A recently proposed lattice QCD method [9] for the precise calculation of the relevant hadronic form factors shows that the magnitudes of the CKM matrix elements can be calculated based on these known form factors and measurements of $\Lambda_b^0 \rightarrow p\mu\nu$ and $\Lambda_b^0 \rightarrow \Lambda_c\mu\nu$. At the same time, a measurement of the ratio $\frac{|V_{ub}|}{|V_{us}|}$ with a newly observed exclusive decay $\Lambda_b^0 \rightarrow p\mu\nu$ and $\Lambda_b^0 \rightarrow \Lambda_c\mu\nu$ has been performed by LHCb experiment [10]. This measurement has a significant effect on global fits to the parameters of the CKM matrix. Similarly, the

single most precise determination of $\frac{|V_{ub}|}{|V_{cb}|}$ has been obtained from a 2+1-flavour lattice QCD calculation with domain-wall light quarks and relativistic heavy quarks, which is based on the mentioned B_s^0 decay mode $B_s^0 \rightarrow K\mu\nu$ [11]. LHCb recently made the first observation of the suppressed semileptonic decay $B_s^0 \rightarrow K\mu\nu$, and subsequently measured the ratio of the CKM matrix elements $\frac{|V_{ub}|}{|V_{cb}|}$ at low and high $B_s^0 \rightarrow K\mu\nu$ momentum transfer [12]. One of the challenges for the determination of CKM matrix elements in hadron collider experiments is to infer q^2 . To calculate the above, we need to reconstruct the neutrino momentum with a reasonable precision.

In the Ref. [5], a linear regression based on estimating of the b -hadron momentum, using flight vector as input, can then be used to resolve the quadratic ambiguity. Based on the above study, we proposed a method using the MLP regressor based on 0.54 of the correlation coefficient of $1/\sin(\theta_{\text{flight}})$ versus the b -hadron momentum. This implies that there is underlying non-linear dependence of the target on features which can not be captured by linear regressor. The work presented below aims to improve the q^2 resolution of semileptonic decays in hadron collider environment, based on ML with the Python library `scikit-learn` [13]. At first, the formula for the decay kinematics with a missing particle is briefly introduced. Then for this study, simulated events based on the `RapidSim` fast Monte Carlo (MC) generator [14] are used to simulate semileptonic decays in pp collision. Furthermore, different sets of features and regressors have been studied to select the flight vector and MLP model with the best performance. Then, using the decay $B_s^0 \rightarrow K\mu\nu$ as a test channel, the resolution improvement of q^2 is compared with random choice and the linear regressor method introduced in Ref. [5]. Finally, in order to examine the performance and to obtain a credible conclusion, other semileptonic decay channels are tested as well. This paper will use LHCb as a model detector, but the ideas should be available to any other hadron collider experiment in the future.

II. THEORETICAL DERIVATION OF NEUTRINO MOMENTUM

The decay $B_s^0 \rightarrow K\mu\nu$ is used as the example case in this articles and its topology described in Fig. 1.

The B_s^0 momentum is required to be aligned with the reconstructed flight direction \vec{F} [15]. It can be known from the symmetry of the decay that the transverse momentum of the

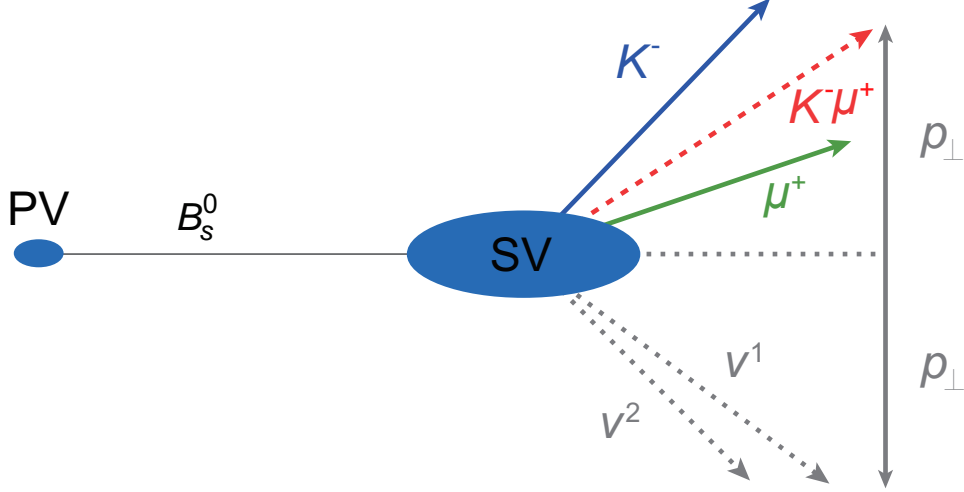


FIG. 1. Diagram of conservation of momentum with respect to the B_s^0 flight direction for the decay $B_s^0 \rightarrow K\mu\nu$ as an example.

neutrino $p_\perp(\nu)$ must be equal and its sign need to be opposite to the transverse momentum of the visible system $p_\perp(K\mu)$ [5, 16, 17], that is, shown in the following:

$$p_\parallel = p \cdot \vec{F}, \quad (1)$$

$$p_\perp = |p - p_\parallel| = p \times \vec{F}, \quad (2)$$

$$p_\perp(K\mu) = -p_\perp(\nu). \quad (3)$$

From the momentum and energy conservation, we then have:

$$p(B_s^0) = p_\parallel(K\mu) + p_\parallel(\nu), \quad (4)$$

$$E(B_s^0) = E(K\mu) + E(\nu). \quad (5)$$

Next we use the B_s^0 mass constraint to derive $p_\parallel(\nu)$,

$$\begin{aligned} m_{B_s^0}^2 &= E_{B_s^0}^2 - p_{B_s^0}^2 \\ &= E_{K\mu}^2 + 2 \cdot E_{K\mu} \cdot E_\nu + E_\nu^2 - p_\parallel^2(K\mu) - p_\parallel^2(\nu) - 2 \cdot p_\parallel(K\mu) \cdot p_\parallel(\nu) \\ &= m_{K\mu}^2 + 2 \cdot p_\perp^2(K\mu) + 2 \cdot E_{K\mu} \cdot E_\nu - 2 \cdot p_\parallel(K\mu) \cdot p_\parallel(\nu). \end{aligned}$$

Then, we can get a quadratic equation for neutrino momentum in the following form:

$$\alpha p_\parallel^2(\nu) + \beta p_\parallel(\nu) + \gamma = 0, \quad (6)$$

where the coefficients are defined as follows:

$$\alpha = 4 [p_\perp^2(K\mu) + m_{K\mu}^2], \quad (7)$$

$$\beta = 4 p_{\parallel}(K\mu) [2 p_{\perp}^2(K\mu) - m_{B_s^0}^2 + m_{K\mu}^2], \quad (8)$$

$$\gamma = 4 p_{\perp}^2(K\mu)[p_{\parallel}^2(K\mu) + m_{B_s^0}^2] - [m_{B_s^0}^2 - m_{K\mu}^2]^2. \quad (9)$$

Finally, the neutrino momentum parallel to the flight direction can be determined up to a two-fold ambiguity as

$$p_{\parallel}(\nu) = \frac{-\beta \pm \sqrt{\beta^2 - 4\alpha\gamma}}{2\alpha}. \quad (10)$$

Due to the LHCb detector resolution effects [5], approximately 20~40% of the events selected by the properties of decay chains have an unphysical solution for $p_{\parallel}(\nu)$, that is, the negative values of $\beta^2 - 4\alpha\gamma$. Such events are discarded in this work. The B_s^0 momentum p and the q^2 of signal candidates may now be determined with a two-fold ambiguity. A choice needs to be made on which of the two solutions of q^2 or p will be selected. The simplest way is to randomly pick one of the two solutions, but it will lead to a poor resolution of q^2 or p . In order to improve the resolution, a linear regression algorithm is used by using the flight length and the polar angle of the flight vector as the features. Based on the above study [5], in this paper a novel method based on ML has been proposed to further improve the resolution.

III. SIMULATION OF SEMILEPTONIC DECAY PRODUCTION

The **RapidSim** event generator is used to simulate semileptonic decays in pp collision at $\sqrt{s} = 13$ TeV. About 1 million MC events are generated. The paper is using LHCb coordinate system which is defined as x horizontal the beam axis into the LHCb detector, y vertical and z along the beam axis. Signal heavy-quark hadron events are restricted to be within a pseudorapidity (η) range $2 < \eta < 5$, which corresponds to the approximate kinematic acceptance of the LHCb detector [18].

As the variables used in this study are dependent on the flight direction between the heavy-quark hadron production and its decay vertices, it is necessary for us to model the resolution in associated features, that is, we need to apply a proper smearing at first in order to simulate expected experimental resolution. The x and y coordinates of the heavy-quark hadron decay vertices are smeared by a Gaussian distribution with a sigma value of $\pm 20 \mu\text{m}$. A much larger resolution of $\pm 200 \mu\text{m}$ is applied in the z direction [5]. To reflect the known performance from the LHCb VELO detector [5, 19], the resolutions of production

vertices for x , y and z ordinates are assumed at $\pm 13 \mu\text{m}$, $\pm 13 \mu\text{m}$ and $\pm 70 \mu\text{m}$, respectively. In all presented studies, the smeared flight length needs to be larger than 3 mm. These assumptions approximately meet the effect of online and offline selection from heavy-quark hadron decays in LHCb [5, 20].

IV. FEATURES AND REGRESSORS

The regression analysis is a set of statistical methods used for estimating the targeted value based on the relationships between regressor and features [13]. Therefore it is important to select well suited regressors and efficient features for different user-case scenarios.

In Ref. [5], the momentum of the b -hadron as the mother particle is inferred based on a linear regression algorithm using two flight variables, $1/\sin(\theta_{\text{flight}})$ and $|\vec{F}|$, where $|\vec{F}|$ represents the flight distance of mother particle and θ_{flight} is the polar angle of the flight vector. In our case, five sets of features have been chosen, as summarised in Table I. All features are selected based on Section II and those used in Ref. [5], where F_x , F_y , F_z are the components of \vec{F} . Three different regressors are studied in this paper, labeled as “Regressor A-C” [21–23], shown in Table I. These regressors are selected from a full range of regression models included in the `scikit-learn` toolkit.

TABLE I. Sets of Features and Regressors used in this study.

Description	Features	Regressor
Label A	$ \vec{F} $ and $1/\sin(\theta_{\text{flight}})$	-
Label B	F_x, F_y, F_z	-
Label C	F_x, F_y, F_z and $1/\sin(\theta_{\text{flight}})$	-
Label D	Label A + $p_{\parallel}(K\mu)$ and $p_{\perp}^2(K\mu)$	-
Label E	Label C + $p_{\parallel}(K\mu)$ and $p_{\perp}^2(K\mu)$	-
Regressor A	-	Linear Regressor
Regressor B	-	GradientBoosting Regressor
Regressor C	-	MLP Regressor

To test the performance of different sets of features and select the best one, we make conditional experiments. Figure 2 shows the performance on q^2 improvement and the Root

Mean Square (RMS) value of reconstructed b -hadron momentum resolution ($\Delta P \equiv P_{best} - P_{true}$) with different sets of input variables from the MLP regressor. It indicates “Label A” and “Label C” have the same performance on q^2 improvement, which increased by 40%, while other sets are less than 35%. The mean and RMS values of ΔP in “Label A”, “Label B” and “Label C” are (10, 93) MeV/ c , (9, 95) MeV/ c , and (8, 93) MeV/ c , respectively. Based on the obtained results, we select “Label C” as the main method for this study, that is, F_x , F_y , F_z and $1/\sin(\theta_{\text{flight}})$. Figure 3 shows the distributions of $1/\sin(\theta_{\text{flight}})$, F_x , F_y , and F_z versus the b -hadron momentum with the correlation coefficients of 0.54, -0.01, -0.00, and 0.52.

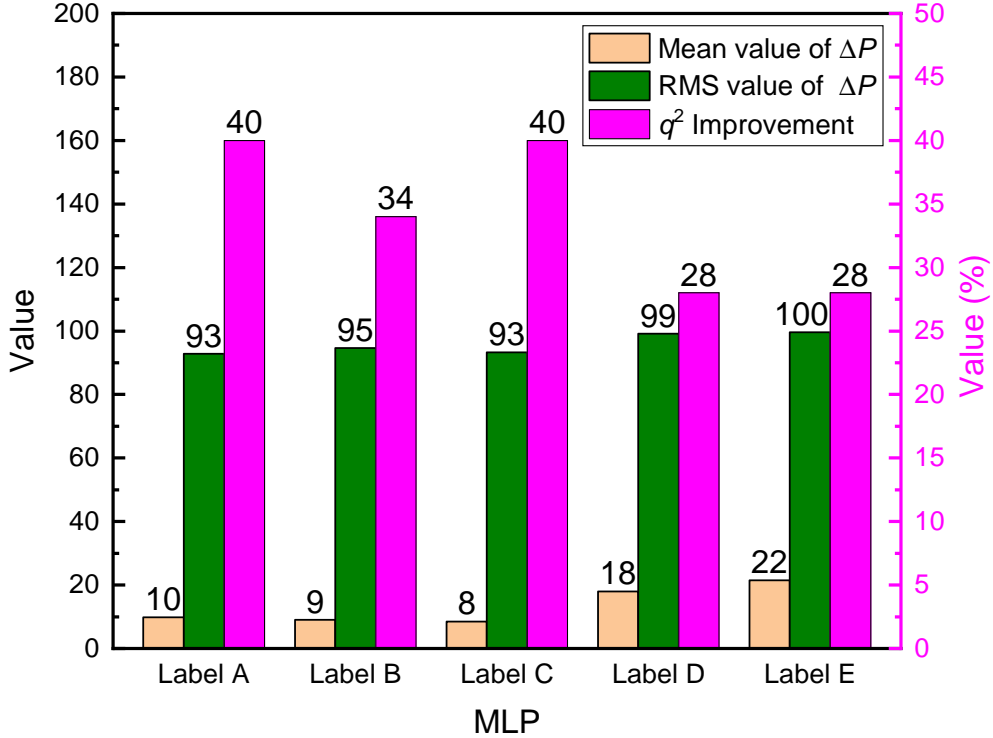


FIG. 2. The performance of different sets of features with MLP regressor. “Label A”: $|\vec{F}|$ and $1/\sin(\theta_{\text{flight}})$; “Label B”: F_x , F_y , F_z ; “Label C”: F_x , F_y , F_z and $1/\sin(\theta_{\text{flight}})$; “Label D”: “Label A” + $p_{\parallel}(K\mu)$ and $p_{\perp}^2(K\mu)$; “Label E”: “Label C” + $p_{\parallel}(K\mu)$ and $p_{\perp}^2(K\mu)$.

Once the input features are determined, the best regressor is selected by a similar method. Figure 4 shows the performance on q^2 improvement and the RMS value of momentum using the different regressors based on the “Label C” input features. The q^2 resolution increase has been observed for Regressor A, B and C as 34%, 39% and 40%, while the (mean and RMS)

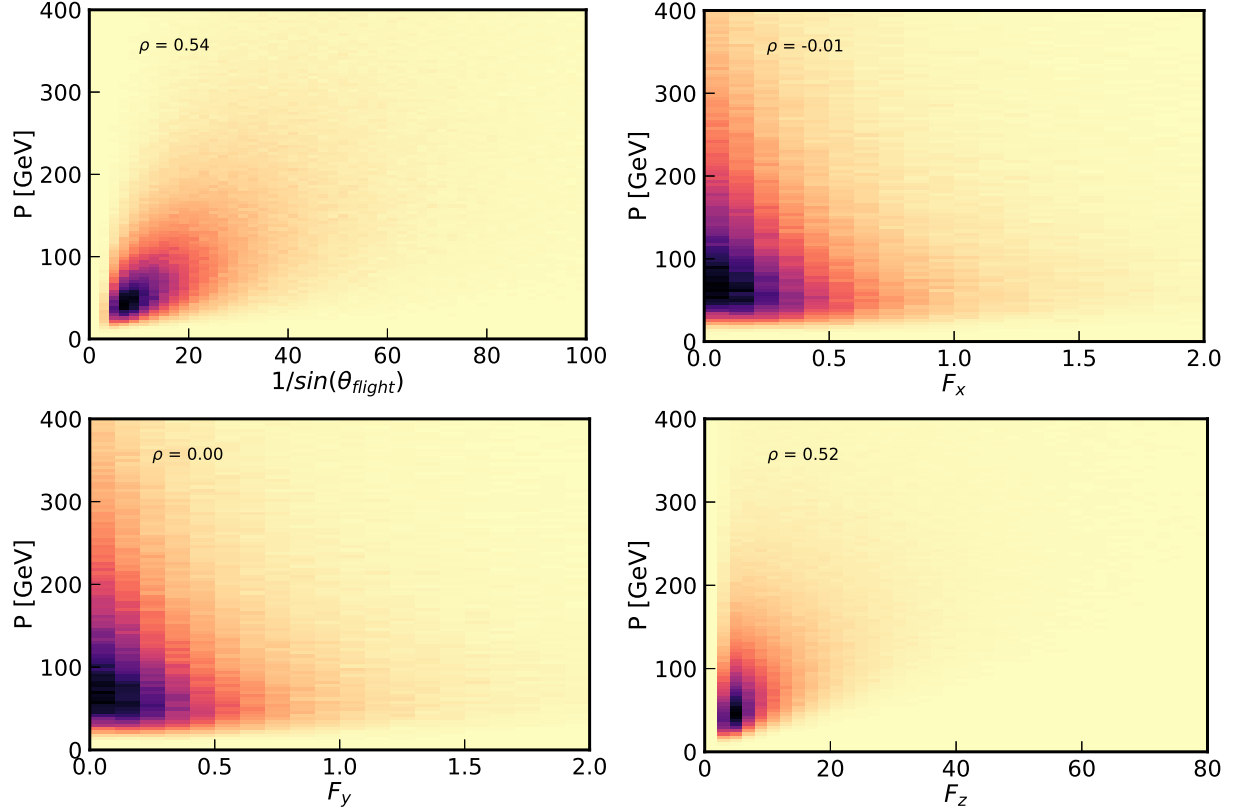


FIG. 3. The distribution of $1/\sin(\theta_{\text{flight}})$, F_x , F_y , and F_z versus the b -hadron momentum.

values of ΔP for that are (8, 94) MeV/ c , (9, 94) MeV/ c , and (8, 93) MeV/ c , respectively. The best of features is “Label C” which consists of F_x , F_y , F_z and $1/\sin(\theta_{\text{flight}})$, while the best regressor is the MLP regressor.

V. PERFORMANCE OF MLP REGRESSOR

This section describes the applications of the best regressor, MLP regressor, for different semileptonic decays, such as $B_s^0 \rightarrow K\mu\nu$, $B_s^0 \rightarrow D_s\mu\nu$, $\Lambda_b^0 \rightarrow p\mu\nu$ and $\Lambda_b^0 \rightarrow \Lambda_c\mu\nu$.

A. Tests on $B_s^0 \rightarrow K\mu\nu$ channel

$B_s^0 \rightarrow K\mu\nu$ decay channel has been used to study the improvement of q^2 resolution with MLP regressor and “Label C” feature. Figure 5 shows the distributions of q^2 resolution ($\Delta q^2 \equiv q_{\text{Reco}}^2 - q_{\text{true}}^2$, where q_{Reco}^2 and q_{true}^2 are the reconstructed and input q^2 value, respectively) in different conditions, labeled as “Best”, “Correct” and “Random”. “Best”

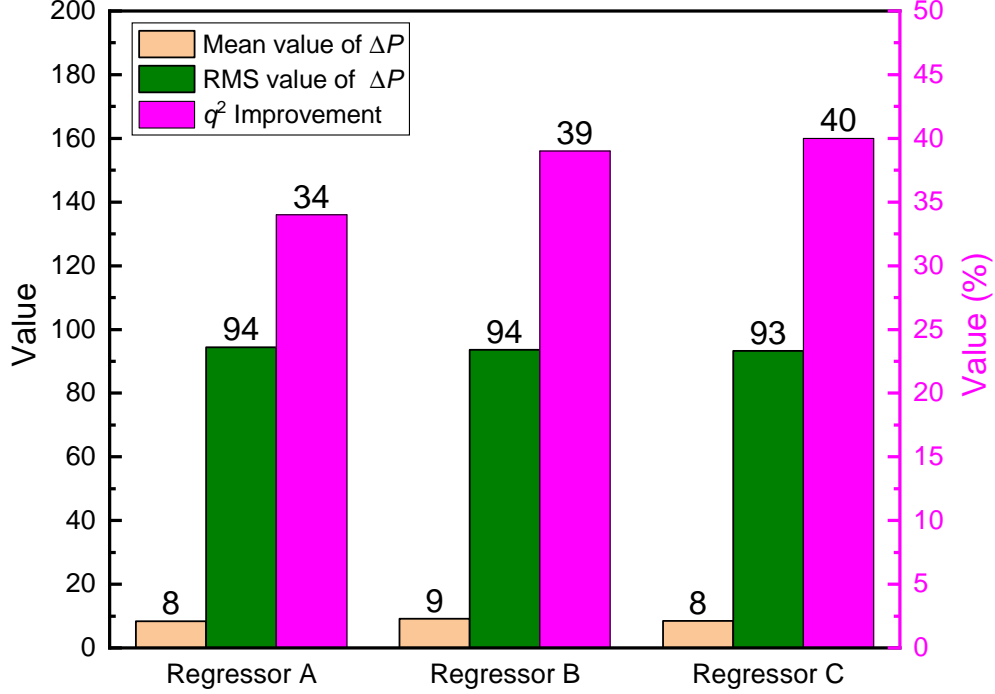


FIG. 4. The performance of different regressors with “Label C” variables. $\Delta P = P_{best} - P_{true}$; “Regressor A”: Linear Regressor; “Regressor B”: GB Regressor; “Regressor C”: MLP Regressor.

represents the result which corresponds to the regression value. “Correct” is defined as the solution being the one closest to the true q^2 from the input MC. The value is set up here for comparison. “Random” is the solution based on selecting a random result of Eq. 10. The result indicates an obvious improvement from “Best” compared with that from “Random”. The flowchart of the methodology is shown in Fig. 6.

Table II shows the resolution on the reconstructed q^2 for different ways of selecting a solution of the two-fold ambiguity, and shows the improvement on the resolution of reconstructed q^2 compared to a random selection. Using the output of the MLP regression model with “Label C” feature to select a solution improves the resolution on the reconstructed q^2 by $\sim 40\%$ when compared with a random selection.

To illustrate the robustness of the model, data samples with different sizes are tested. Figure 7 shows the improvement of reconstructed q^2 resolution and the RMS value of Δq^2 based on various input statistics, with the linear regressor included for comparison. The improvement of q^2 resolution in case of the MLP regressor is on average higher by 5% with respect to values obtained using the linear regressor. The RMS values of Δq^2 from the MLP

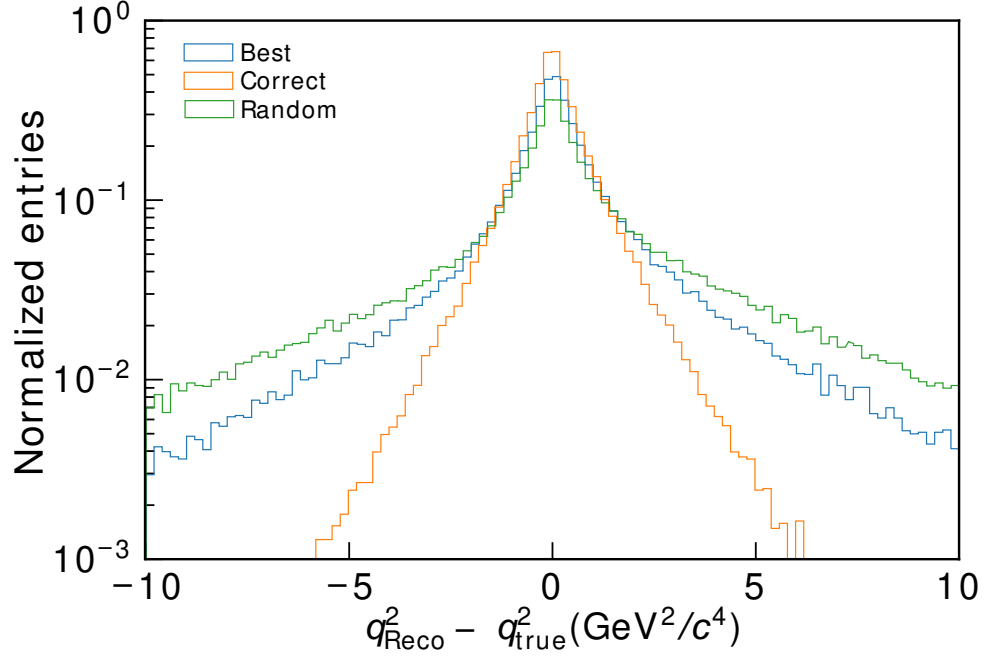


FIG. 5. Comparison of q^2 resolution in different conditions with MLP regressor and “Label C” feature.

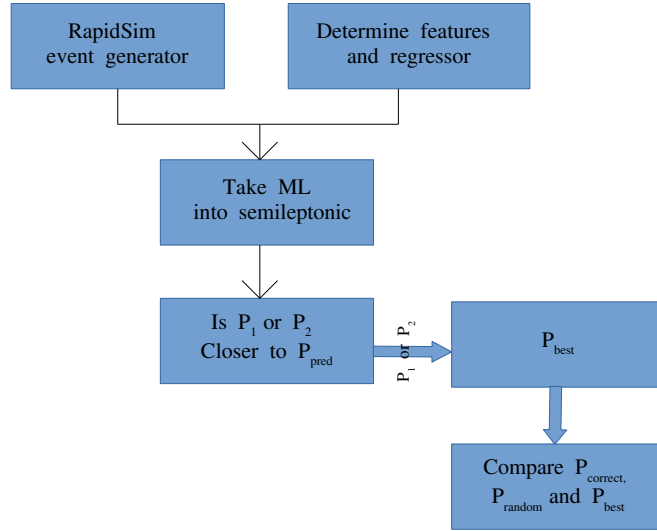


FIG. 6. The flowchart of the methodology.

TABLE II. Resolution on reconstructed q^2 after selecting one of two solutions, and improvements on the resolution of reconstructed q^2 compared to a random selection.

Solution	RMS (GeV^2/c^4)	Improvement (%)
Correct	1.2	-
Best	3.02	40%
Random	4.23	-

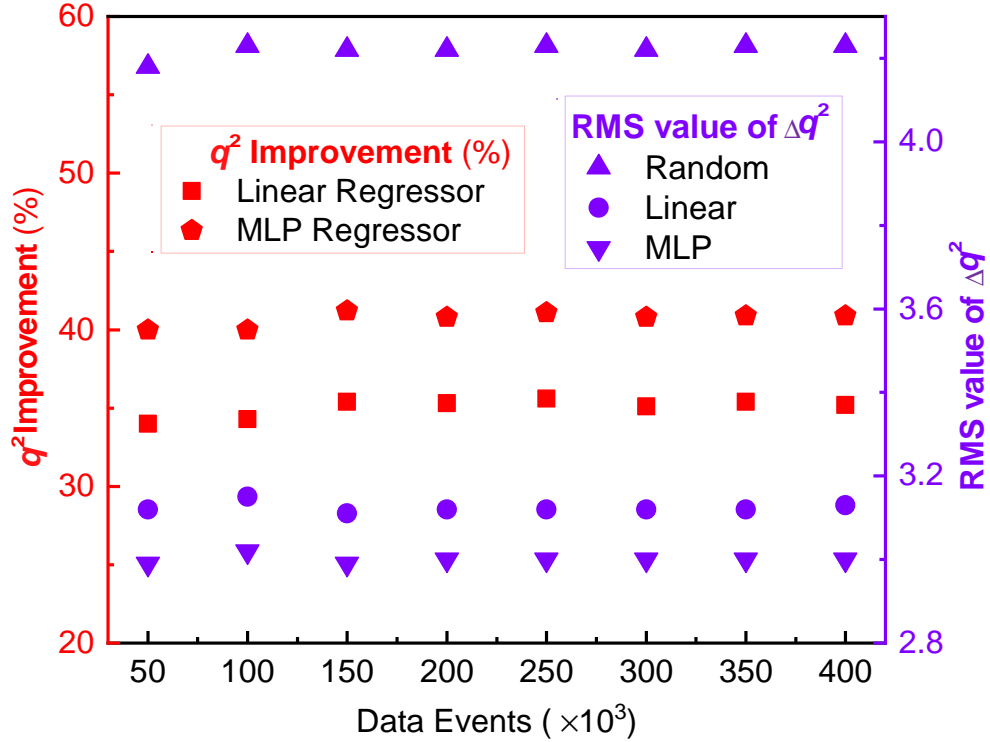


FIG. 7. The improvement of reconstructed q^2 resolution and the RMS value of Δq^2 with different numbers of data events.

regressor are clearer smaller than those from the Random Choice in all tested data samples, meanwhile on average around 40% of improvements for reconstructed q^2 resolution can be achieved by MLP regressor.

To summarize this part, the MLP regression method can significantly improve the q^2 resolution up to 40% when compared to the random choice or up to 5% when compared with the linear regressor, so that a more precise measurement on the ratio $\frac{|V_{ub}|}{|V_{cb}|}$ based on our method is expected in the $B_s^0 \rightarrow K\mu\nu$ channel.

B. Tests on other channels

In order to scrutinize obtained results, selected method is applied to other semileptonic decays and reevaluated. Three channels, namely, $B_s^0 \rightarrow D_s \mu \nu$, $\Lambda_b^0 \rightarrow p \mu \nu$ and $\Lambda_b^0 \rightarrow \Lambda_c \mu \nu$ have been chosen to check the performance. The performance tests on other channels confirm that using the output of MLP regression, improved q^2 resolution can be obtained in all tested channels. More specially, the resolution improvement on the reconstructed q^2 with respect to a random selection is, on average, 40% by using the MLP regressor in the $B_s^0 \rightarrow D_s \mu \nu$ decay mode. For the channels of $\Lambda_b^0 \rightarrow p \mu \nu$ and $\Lambda_b^0 \rightarrow \Lambda_c \mu \nu$, the resolution is improved by 37% and 20% on average, respectively. The MLP regressor, when compared with the linear regressor, can on average result in $\sim 5\%$ improvement on the obtained q^2 resolution for all studied decay channels.

VI. CONCLUSIONS

A novel method to improve the q^2 resolution in semileptonic decays using a ML approach is studied in this paper. The information of flight vector (F_x , F_y , F_z and $1/\sin(\theta_{\text{flight}})$), labeled as “Label C”, shows the highest discrimination power, while the MLP regressor is the best regressor. We found:

- Using the MLP regression model with “Label C” feature improves the resolution on the reconstructed q^2 by an average of $\sim 40\%$ when compared to the random choice or up to 5% when compared with the linear regressor method introduced in Ref. [5], when the decay $B_s^0 \rightarrow K \mu \nu$ is used as a test channel.
- The method also have similar performance on improving the reconstructed q^2 resolution in a wide range of semileptonic decays, namely $B_s^0 \rightarrow D_s \mu \nu$, $\Lambda_b^0 \rightarrow p \mu \nu$ and $\Lambda_b^0 \rightarrow \Lambda_c \mu \nu$.
- What’s more, the proposed method method can potentially improve measurements of differential decay rates of semileptonic heavy flavour hadrons decays in hadron collider experiments such as LHCb.
- The studies presented here use the example of the LHCb experiment, but the ideas should be available to any other hadron collider experiment in the current and future.

However, the room for improvement using sole software means is rather limited due to the experimental resolution of the vertex positioning that we have assumed ($\pm 200\mu\text{m}$ in the z direction, $\pm 20\mu\text{m}$ in x or y direction) based on the LHCb experiment.

ACKNOWLEDGEMENT

This work was supported by grants from Natural Science Foundation of China (no.11735010, U1932108, U2032102, 12061131006). The authors would like to thank Murphy Zheng (Murphy-Zheng Creative Studio) for polishing Figure 1 and Zhihao Xu (University of Chinese Academy of Sciences) for useful discussion. M.S. acknowledges support from the European Union’s Horizon 2020 research and innovation programme under grant agreement No. 714536: PRECISION.

-
- [1] J. Dingfelder and T. Mannel, “Leptonic and semileptonic decays of B mesons,” *Reviews of Modern Physics*, vol. 88, no. 3, Article ID 035008, 2016.
 - [2] CKMfitter Group Collaboration, J. Charles *et al.*, “CP violation and the CKM matrix: Assessing the impact of the asymmetric B factories,” *The European Physical Journal C*, vol.41, no. 1, pp.1-131, 2005.
 - [3] G. Ricciardi and M. Rotondo, “Determination of the Cabibbo-Kobayashi-Maskawa matrix element $|V_{cb}|$,” *Journal of Physics G*, vol. 47, Article ID 113001, 2020.
 - [4] HFLAV Collaboration, Y. Amhis *et al.*, “Averages of b -hadron, c -hadron, and τ -lepton properties as of summer 2016,” *The European Physical Journal C*, vol.77, no. 12, p.895, 2017.
 - [5] G. Ciezarek, A. Lupato, M. Rotondo and M. Vesterinen, “Reconstruction of semileptonically decaying beauty hadrons produced in high energy pp collisions,” *Journal of High Energy Physics*, vol.02, p.021, 2017.
 - [6] P. Gambino, A. S. Kronfeld, M. Rotondo, *et al.* “Challenges in semileptonic B decays,” *The European Physical Journal C*, vol.80, no. 10, p.966, 2020.
 - [7] LHCb Collaboration, A. A. Alves, Jr. *et al.*, “The LHCb Detector at the LHC,” *Journal of Instrumentation*, vol.3, Article ID S08005, 2008.

- [8] S. Dambach, U. Langenegger and A. Starodumov, “Neutrino reconstruction with topological information,” Nuclear Instruments and Methods in Physics Research Section A: Accelerators, Spectrometers, Detectors and Associated Equipment, vol.569, pp.824-828, 2006.
- [9] W. Detmold, C. Lehner and S. Meinel, “ $\Lambda_b \rightarrow p\ell^-\bar{\nu}_\ell$ and $\Lambda_b \rightarrow \Lambda_c\ell^-\bar{\nu}_\ell$ form factors from lattice QCD with relativistic heavy quarks,” Physical Review D, vol.92, no. 3, Article ID 034503, 2015.
- [10] LHCb Collaboration, R. Aaij *et al.*, “Determination of the quark coupling strength $|V_{ub}|$ using baryonic decays,” Nature Physics, vol.11, pp.743-747, 2015.
- [11] J. M. Flynn, T. Izubuchi, T. Kawanai *et al.*, “ $B \rightarrow \pi\ell\nu$ and $B_s \rightarrow K\ell\nu$ form factors and $|V_{ub}|$ from 2+1-flavor lattice QCD with domain-wall light quarks and relativistic heavy quarks,” Physical Review D, vol.91, no. 7, Article ID 074510, 2015.
- [12] LHCb Collaboration, R. Aaij *et al.*, “First observation of the decay $B_s^0 \rightarrow K^-\mu^+\nu_\mu$ and Measurement of $|V_{ub}|/|V_{cb}|$,” Physical Review Letters, vol.126, no. 8, Article ID 081804, 2021.
- [13] F. Pedregosa, G. Varoquaux, A. Gramfort, *et al.* “Scikit-learn: Machine Learning in Python,” Journal of Machine Learning Research, vol.12, pp.2825-2830, 2011.
- [14] G. A. Cowan, D. C. Craik and M. D. Needham, “RapidSim: an application for the fast simulation of heavy-quark hadron decays,” Computer Physics Communications, vol.214, pp.239-246, 2017.
- [15] S. Stone and L. Zhang, “Method of Studying Λ_b^0 decays with one missing particle,” Advances in High Energy Physics, vol.2014, Article ID 931257, 2014.
- [16] E791 Collaboration, E. M. Aitala *et al.*, “Search for D^0 - anti- D^0 mixing in semileptonic decay modes,” Physical Review Letters, vol.77, pp.2384-2387, 1996.
- [17] LHCb Collaboration, R. Aaij *et al.*, “Measurement of the shape of the $B_s^0 \rightarrow D_s^{*-}\mu^+\nu_\mu$ differential decay rate,” Journal of High Energy Physics, vol.12, p.144, 2020.
- [18] LHCb Collaboration, B. Audurier, “Highlights from the LHCb experiment,” Nuclear Physics A, vol.1005, Article ID 122001, 2021.
- [19] R. Geertsema, K. Akiba, M. van Beuzekom, *et al.*, “Charge collection properties of prototype sensors for the LHCb VELO upgrade,” Journal of Instrumentation, vol.16, no. 02, Article ID P02029, 2021.
- [20] LHCb Collaboration, R. Aaij *et al.*, “Design and performance of the LHCb trigger and full real-time reconstruction in Run 2 of the LHC,” Journal of Instrumentation, vol.14, no. 04,

Article ID P04013, 2019.

- [21] R. Garcia, M. Anzorena, J. F. Valdés-Galicia, *et al.*, “Particle identification and analysis in the SciCRT using machine learning tools,” Nuclear Instruments and Methods in Physics Research Section A: Accelerators, Spectrometers, Detectors and Associated Equipment, vol.1003, Article ID 165326, 2021.
- [22] T. Lebesse and X. Ruan, “The use of Generative Adversarial Networks to characterise new physics in multi-lepton final states at the LHC,” <https://arxiv.org/abs/2105.14933>.
- [23] E. Yüksel, D. Soydaner and H. Bahtiyar, “Nuclear binding energy predictions using neural networks: Application of the multilayer perceptron,” International Journal of Modern Physics E, vol.30, no. 03, Article ID 2150017, 2021.