

API Usage Recommendation via Multi-View Heterogeneous Graph Representation Learning

Yujia Chen[†], Xiaoxue Ren[‡], Cuiyun Gao^{*†}, Yun Peng[‡], Xin Xia[§], and Michael R. Lyu[‡]

[†]Harbin Institute of Technology, Shenzhen, China

[‡]The Chinese University of Hong Kong, Hong Kong, China

[§]Software Engineering Application Technology Lab, Huawei, China
gaocuiyun@hit.edu.cn, yujiachen@stu.hit.edu.cn

{ypeng, xiaoxueren, lyu}@cse.cuhk.edu.hk, xin.xia@acm.org

Abstract—Developers often need to decide which APIs to use for the functions being implemented. With the ever-growing number of APIs and libraries, it becomes increasingly difficult for developers to find appropriate APIs, indicating the necessity of automatic API usage recommendation. Previous studies adopt statistical models or collaborative filtering methods to mine the implicit API usage patterns for recommendation. However, they rely on the occurrence frequencies of APIs for mining usage patterns, thus prone to fail for the low-frequency APIs. Besides, prior studies generally regard the API call interaction graph as homogeneous graph, ignoring the rich information (e.g., edge types) in the structure graph. In this work, we propose a novel method named **MEGA** for improving the recommendation accuracy especially for the low-frequency APIs. Specifically, besides *call interaction graph*, MEGA considers another two new heterogeneous graphs: *global API co-occurrence graph* enriched with the API frequency information and *hierarchical structure graph* enriched with the project component information. With the three multi-view heterogeneous graphs, MEGA can capture the API usage patterns more accurately. Experiments on three Java benchmark datasets demonstrate that MEGA significantly outperforms the baseline models by at least 19% with respect to the Success Rate@1 metric. Especially, for the low-frequency APIs, MEGA also increases the baselines by at least 55% regarding the Success Rate@1 score.

Index Terms—API recommendation, multi-view heterogeneous graphs, graph representation learning



1 INTRODUCTION

In the daily software development process, developers often use the application programming interface (API) provided by some libraries to reduce development time when implementing a function. For instance, the API `BufferedInputStream.read()` provides an efficient way to read data from an input stream and store the data in a buffer array. However, it is difficult for developers to be familiar with all APIs, because APIs are extensive in quantity and rapidly evolving [1], [2]. In the past two decades, the number of Java Development Kit (JDK) APIs has increased more than 20 times (from 211 classes in the first version of 1996 to 4,403 classes in 2022) [3] [4]. Therefore, when selecting APIs, developers often refer to official technical documentation, raise questions on sites (e.g., Stack Overflow), or query on search engines (e.g., Google), etc. Obviously, the whole process relies on developers' experience, and could be time-consuming since useful information is usually buried in massive contents [5], [6].

Regarding the issues above, previous studies [7], [8] propose to automatically recommend a list of API candidates according to previously-written code, which is demonstrated to be beneficial for improving the API searching process and facilitating software development. For example, MAPO [9] and UP-Miner [10] are based on mining frequent patterns clusters from collected projects to obtain common API usage patterns. PAM [11] uses probabilistic modelling

technique in API call sequence to mine usage patterns. FOCUS [12] uses a context-aware collaborative-filtering [13] technique to recommend APIs, relying on the similarity between methods and projects. GAPI [14] applies graph neural networks [15] based collaborative filtering to exploit the relationship between methods and APIs. However, these techniques focus on recommending commonly-used APIs, and tend to fail to mine the usage patterns of the low-frequency APIs. According to our analysis in Section 2, the low-frequency APIs occupy a significant proportion of all APIs. According to the statistics, the rarely-appeared APIs account for 76% of the whole APIs in the SH_L dataset [12]. Nevertheless, the recommendation success rate of rare APIs (7.9%) is much lower than that of common APIs (54.2%). Thus, **how to effectively learn low-frequency APIs usage patterns is a great yet under-explored challenge** [16]. Besides, the existing techniques highly rely on the homogeneous interaction information between APIs and methods, ignoring the rich contextual information in source code (e.g., co-occurring APIs and hierarchical structure in projects and packages). In fact, APIs under the same package are more likely to be called together (e.g., `file.open()` and `file.close()` are under the package `java.io`), which is important external information for API recommendation. Therefore, **how to involve contextual information in API recommendation is another challenge**.

In this work, we propose MEGA, a novel API usage recommendation method with Multi-view hETerogeneous Graph representAtion learning. Different from the prior

* corresponding author.

studies, MEGA employs heterogeneous graphs, which are constructed from multiple views, i.e., method-API interaction from local view, API-API co-occurrence from global view, and project structure from external view. Specifically, MEGA builds upon three heterogeneous graphs, i.e., the common *call interaction graph*, and two new graphs, i.e., *global API co-occurrence graph* and *hierarchical structure graph*. The *call interaction graph* establishes the relations between methods and corresponding called APIs, and is commonly adopted by previous approaches [11], [12], [14], [17], [18]. Models based on only such graph cannot well capture the representations of the APIs with rare called frequencies. To improve the API representations, the *global API co-occurrence graph* is introduced to build the relations between APIs with the co-occurrence frequencies incorporated. To enrich the representations of APIs and methods with contextual structure information, MEGA also involves the called information by projects and packages, composing the *hierarchical structure graph*. A graph representation model is then proposed to learn the matching scores between methods and APIs based on the multi-view graphs. To integrate the multi-view knowledge, a frequency-aware attentive network and a structure-aware attentive network are proposed to encode the co-occurrence information and hierarchical structure, respectively.

We evaluate the effectiveness of MEGA on three Java benchmark datasets consisting of 610 Java projects from GitHub and 868 JAR archives from the Maven Central Repository. In addition, we also simulate the real development scenario [12] where a developer has already called some APIs in a method. Then MEGA recommends APIs based on the called APIs by client methods, and calculates the evaluation metrics. The experimental results show that MEGA outperforms the baseline approaches (PAM [11], FOCUS [12] and GAPI [14]) by at least 19% with respect to the Success Rate@1 metric. For the low-frequency APIs, MEGA also achieves an increased rate at more than 55% compared to the baselines.

In summary, our main contributions in this paper are as follows:

- To the best of our knowledge, we are the first work to construct multi-view heterogeneous graphs for more accurate API usage recommendation.
- We propose a novel API recommendation approach named MEGA, which designs a graph representation model with a frequency-aware attentive network and a structure-aware attentive network to generate enhanced representations of methods and APIs.
- We perform experiments on three benchmark datasets, and the results demonstrate that MEGA outperforms the state-of-the-art API usage recommendation approaches, even for the low-frequency APIs.

Outline. The rest of paper is organized as follows: Section 2 introduces details of our motivation. Section 3 presents the overall workflow of MEGA and architecture of the graph representation model in MEGA. Section 4 and Section 5 are the settings and results of evaluation, respectively. Section 6 analyzes some implications and threats to validity. Section 7 succinctly describes related works. In the end, in Section 8, we conclude the whole work.

2 MOTIVATION

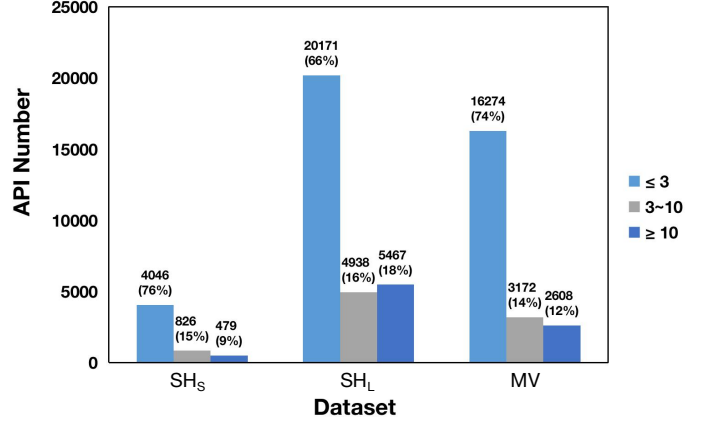


Fig. 1: The distribution of APIs called frequency in SH_S, SH_L and MV datasets.

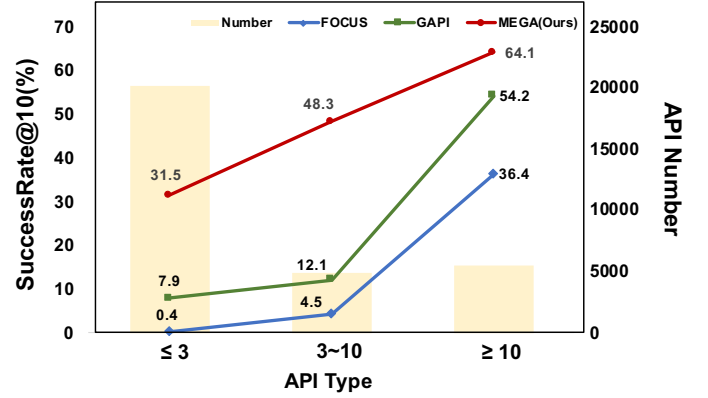


Fig. 2: API recommendation performance of FOCUS [12], GAPI [14] and our proposed MEGA (corresponding to the APIs with different frequencies on the SH_L dataset).

Figure 1 shows the distribution of APIs with different occurrence frequencies in three benchmark datasets [12], i.e., SH_S, SH_L and MV, with detailed statistics of the datasets shown in Table 2. Obviously, APIs with lower occurrence frequencies (i.e., ≤ 3) account for significant proportions (i.e., > 65%) among all the APIs in each dataset. Although appearing less frequently, the large proportion of such APIs indicates developers’ strong demands for specific functions, and accurately recommending the APIs is critical for facilitating their daily programming.

Figure 3 illustrates an example of a client method which queries the low-frequency APIs. In this scenario, the developer is working on a method to get the name of a JAR package, but is not sure which APIs to use next. The “true API calls” in Figure 3 list the APIs in ground truth, in which both “JAXBContext.createUnmarshaller()” and “Unmarshaller.unmarshal(java.io.InputStream)” are rarely appear in the datasets. Both popular models including FOCUS [12] and GAPI [14] learn the API representations ineffectively, and fail to recommend the APIs. Figure 2 depicts the API recommendation performance of the two models corresponding to APIs with different frequencies on the SH_L dataset with respect to the SuccessRate@10 score.

Client Method:

```
private String getJarName(String path, JAXBElement<Model> fhElement){
    Model model = fhElement.getValue();
    Modules ms = model.getModules();
    String originalName = null;
    if (ms == null) originalName = model.getArtifactId();
    else originalName = ms.getModule();
    JAXBContext jaxbContext = JAXBContext.newInstance("pom_4_0");
    // which APIs are next?
}
```

True API Calls :

- ✓ `JAXBContext.createUnmarshaller()`
- ✓ `FileInputStream.FileInputStream(java.lang.String)`
- ✓ `Unmarshaller.unmarshal(java.io.InputStream)`

API Calls Returned by FOCUS :

- `BufferedReader.BufferedReader()`
- `BufferedReader.close()`
- `BufferedReader.readLine()`

API Calls Returned by GAPI :

- `StreamResult.StreamResult()`
- `Date.getTime()`
- `Class.forName()`

API Calls Returned by OURS :

- `JAXBContext.createUnmarshaller()`
- `Model.getVersion()`
- `Unmarshaller.unmarshal(java.io.InputStream)`

Fig. 3: An Example of API usage recommendation. (The true API calls and TOP-3 APIs recommended by FOCUS [12], GAPI [14] and our proposed MEGA, respectively.)

We find that the APIs appearing rarely, e.g., ≤ 3 , present significantly poor performance than the APIs appearing frequently, e.g., ≥ 10 . The results show that the existing models are difficult to recommend the low-frequency APIs.

Besides, existing approaches [10], [12], [14], [18], [19] generally regard the API call interaction graph as homogeneous graph, ignoring the rich heterogeneous information (e.g., edge types) in the graph. For example, the state-of-the-art models, FOCUS [12] and GAPI [14] are based on collaborative filtering for measuring the similarities between all methods to recommend APIs. The learning process in the models tends to rely on the commonly-used APIs in methods, resulting in ineffective API recommendation. As the example shown in Figure 3, the API recommended by FOCUS for improving the speed and efficiency of byte stream operations comes from the `BufferedReader` class, which is a very general yet function-irrelevant operation for the current client method.

Our approach. To address the above limitations of the existing models, we try to exploit the rich heterogeneous information in source code from multiple views, including method-API interaction from local view, API-API co-occurrence from global view, and project structure from external view, respectively. Specifically, we build three heterogeneous graphs from each view, i.e., call interaction graph, global API co-occurrence graph and hierarchical structure graph. Moreover, two new attentive networks are designed for encoding frequency-based co-occurrence information and structure-based hierarchical information during learning the representations of APIs and methods. As the example shown in Figure 3, MEGA captures the co-occurring pattern with the API `"JAXBContext.newInstance(POM_4_0)"` and their similar structural information (i.e., under the same

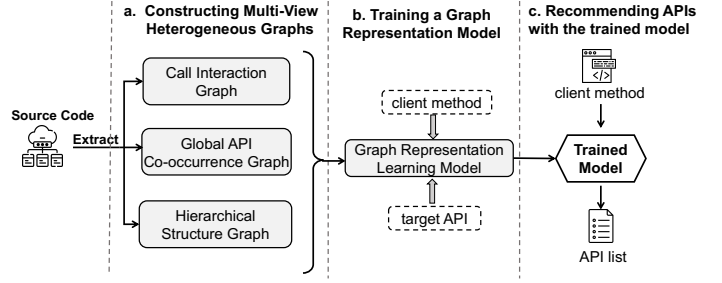


Fig. 4: The overall workflow of MEGA.

TABLE 1: Symbols and corresponding descriptions.

Notation	Description
\mathcal{U}, \mathcal{I}	The set of methods, APIs
\mathcal{E}, \mathcal{R}	The set of entities, relations
\mathcal{G}_I	The call interaction graph
\mathcal{G}_C	The global API co-occurrence graph
\mathcal{G}_H	The hierarchical structure Graph
(i, f, j)	The co-occurrence triple
(h, r, t)	The structure triple
u, i	The client method, the target API
L	The hop number of information encoding
\mathcal{E}_u^l	The l -hop entity set of u
\mathcal{S}_u^l	The l -hop triple set of u
$e_u^{(o)}, e_i^{(o)}$	The local-view representation of the method u, i
$e_u^{(c)}, e_i^{(c)}$	The global-view representation of u, i
$e_u^{(h)}, e_i^{(h)}$	The external-view representation of u, i
e_u, e_i	The final representation of u, i

class), so it successfully recommends the rare API `"JAXBContext.CreateUnmarshaller()"`.

3 METHODOLOGY

3.1 Workflow of MEGA

Figure 4 illustrates the MEGA’s workflow which includes three main stages, i.e., **constructing multi-view heterogeneous graphs**, **training a graph representation model** and **recommending APIs with the trained model**. In the first stage, we construct three heterogeneous graphs, i.e., *call interaction graph*, *global API co-occurrence graph*, and *hierarchical structure graph*. The nodes of these graphs include APIs, methods, classes, projects, and packages. We extract the relations between nodes from the source code. Then, in the second stage, a graph representation model is proposed to encode the three graphs and integrate the graph representations for recommendation. In the last stage, we employ the trained model to return a ranked list of API usage recommendation according to the code snippet of the current client method. The details of our approach are explained in the following parts. For facilitating readers’ understanding of the proposed approach, we list the key notations in Table 1.

3.2 Constructing Multi-View Heterogeneous Graphs

In this section, we present the graph construction process of the multi-view graphs. Following the formulation of mainstream recommendation systems [20], we treat all

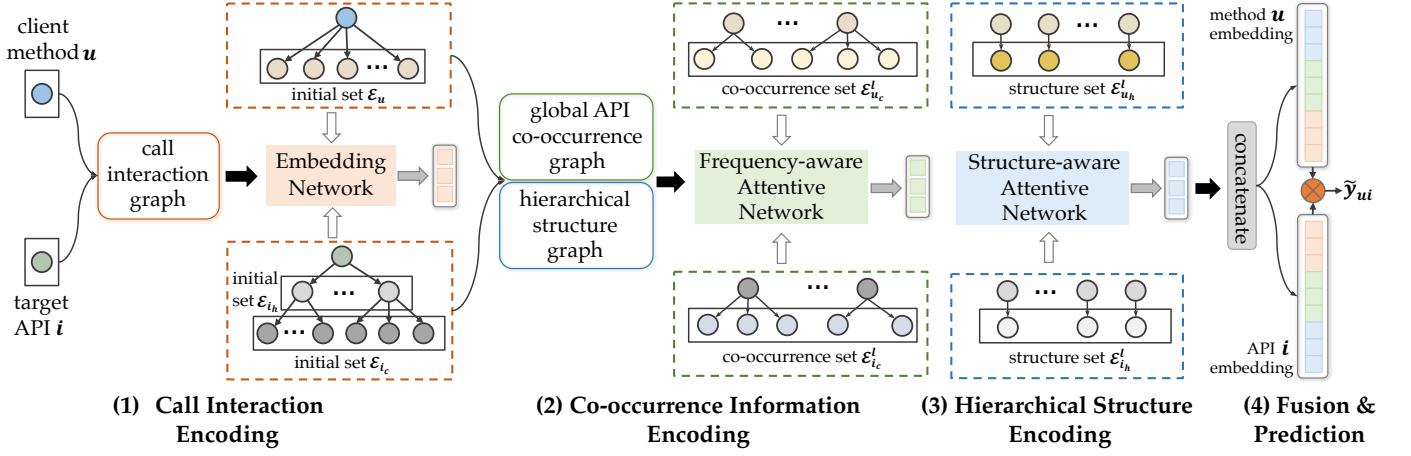


Fig. 5: Training and recommending process of the graph representation learning model in MEGA.

Algorithm 1: Global API Co-occurrence Graph Construction(S, ε)

input : An API sequence set S and an integer ε
output: A global API co-occurrence graph

- 1 Let V and E represent the set of vertices and edges in the co-occurrence graph respectively;
- 2 $V \leftarrow \emptyset, E \leftarrow \emptyset$;
- 3 Let ω represent a weight function : $E \rightarrow \mathbb{R}^{\geq 0}$, where each edge e in E has a weight $\omega(e)$;
- 4 **foreach** A **in** S **do**
- 5 append all API nodes in A into V ;
- 6 **foreach** a_i **in** A **do**
- 7 $E \leftarrow E \cup \{(a_i, a_j) | a_j \in A \wedge j \in \{j, j + \varepsilon\}\}$;
- 8 **foreach** e **in** E **do**
- 9 $\omega(e) \leftarrow \omega(e) + 1$;
- 10 $\mathcal{G}_C \leftarrow$ build co-occurrence graph with V, E and ω ;
- 11 **return** \mathcal{G}_C ;

methods and APIs in projects as *user* set \mathcal{U} , and *item* set \mathcal{I} . The graphs are constructed from local view (i.e., method-API interaction), global view (i.e., API co-occurrence information), and external view (i.e., hierarchical structure), respectively.

1) Call Interaction Graph \mathcal{G}_I . It represents the call relations between methods and APIs, denoted as a bipartite graph $\mathcal{G}_I = \{(u, y_{ui}, i) | u \in \mathcal{U}, i \in \mathcal{I}\}$, where $y_{ui} = 1$ indicates a method u calls an API i . For example, $[myFile.createFile(), 1, java.io.File.exists()]$ indicates that a method $myFile.createFile()$ calls an API $java.io.File.exists()$. The call interaction graph reflects the basic relations between APIs and methods, and is commonly adopted by prior studies [11], [12], [14], [17], [18].

2) Global API Co-occurrence Graph \mathcal{G}_C . It records the co-occurrence relations between APIs, e.g., the two API $file.open()$ and $file.close()$ are connected since they ever appeared together in some methods. Algorithm 1 shows the pseudo-code for global API co-occurrence graph construction. The graph is built based on a set of API sequences S and an integer ε . Specifically, we first initialize the set of vertices $V = \emptyset$ and the set of edges $E = \emptyset$ in the co-occurrence graph (line 2). Then, for each API sequence A in S , we append all API nodes in A into V and collect all edges such

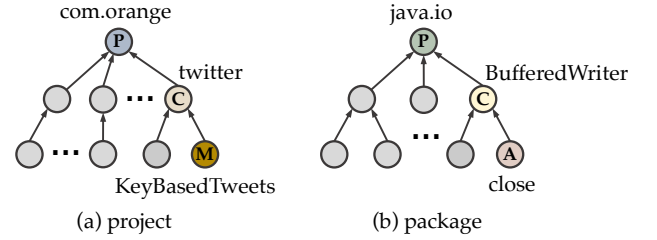


Fig. 6: Examples of Hierarchical Structure Graph.

that each edge (a_i, a_j) s.t. $\forall a_i \in A$ and $\exists j \in \{i, i + \varepsilon\}$, $a_j \in A$ (lines 4-7). Next, for each edge e in E , we update the $\omega(e)$ by counting the occurrence frequencies (lines 8-9). Finally, we build the co-occurrence graph \mathcal{G}_C based on V, E and ω , and return the co-occurrence graph \mathcal{G}_C (lines 10-11). \mathcal{G}_C is denoted as $\{(i, f, j) | i, j \in \mathcal{I}, f \in \mathcal{T}\}$, where each triplet describes that API i and API j are invoked together f times. For example, $[file.open(), 10, file.close()]$ indicates that $file.open()$ and $file.close()$ appear together 10 times. The co-occurrence graph is beneficial for enriching the APIs with frequency information, which can also implicitly complementing the representations of methods.

3) Hierarchical Structure Graph \mathcal{G}_H . The hierarchical information, e.g., the belonging projects/packages, implies the functionality of APIs and methods, thereby helpful for API recommendation. We consider both project-level and package-level information, i.e., the projects where methods are declared and packages that APIs belong to, for constructing the *hierarchical structure graph*. We construct the graph as a directed graph, denoted as $\mathcal{G}_H = \{(h, r, t) | h, t \in \mathcal{E}, r \in \mathcal{R}\}$, in which each triplet (h, r, t) represents there is a relation r from head entity h to tail entity t , \mathcal{E} is the set of all entities, including API, method, class, project, and package, and \mathcal{R} is the set of relations including *belong-to-class*, *belong-to-project* and *belong-to-package*. As the example depicted in Figure 6, projects and packages are organized as a tree structure. In the example shown in Figure 6 (a), $[keyBasedTweets(), belong-to-class, twitter]$ denotes that the method $keyBasedTweets()$ belongs to the class $twitter$; $[twitter, belong-to-project, com.orange]$ denotes that the class $twitter$ belongs to the project $com.orange$.

3.3 Training Graph Representation Model and Recommendation

This section introduces how MEGA trains a graph representation model based on the constructed multi-view graphs, and utilizes the trained model to make API recommendation, corresponding to the second stage and third stage in Figure 4, respectively.

Figure 5 illustrates the whole process of training and recommendation, including three graph encoding modules, i.e., *call interaction encoding*, *co-occurrence information encoding* and *hierarchical structure encoding*, as well as one fusion and prediction module. Given a client method, a target API, and the three heterogeneous graphs as input, the graph representation model aims to predict the probability of the target API invoked by the client method. In the first module, an *Embedding Network* is employed to encode basic interaction information into local-view representations of the client method and the target API, as shown in Figure 5 (1). Then, in the second module, as illustrated in Figure 5 (2), a *Frequency-aware Attentive Network* is designed to encode frequency-based co-occurrence information into representations of the client method and the target API from global view. Next, in the third module, a *Structure-aware Attentive Network* is designed to encode structure-based hierarchical information into representations of the client method and the target API from external view, as shown in Figure 5 (3). Finally, in the last module, the local-view, global-view and external-view representations are concatenated as the final representations of the client method and the target API.

3.3.1 Call Interaction Encoding

Call interaction reflects basic information of the client method u and the target API i , respectively. We utilize them to generate local-view representations following the prior study [21]. Specifically, for each client method u , the called API set is denoted as $\mathcal{E}_u = \{i \mid i \in \{i \mid (u, y_{ui}, i) \in \mathcal{G}_I \text{ and } y_{ui} = 1\}\}$. We then obtain the client method u representation according to its called API set: $e_u^{(o)} = \frac{\sum_{i \in \mathcal{E}_u} e_i}{|\mathcal{E}_u|}$, where e_i is the embedding of API i and $|\mathcal{E}_u|$ is the set size. Similarly, we obtain the target API i representation $e_i^{(o)}$.

3.3.2 Co-occurrence Information Encoding

Global co-occurrence reflects the frequency-enriched information of the client method u and the target API i . According to the definition of *global API co-occurrence graph* in Section 3.2, the value of the edge between a pair of API nodes denotes their co-occurring frequency, which also implies their relevant connection. To encode the global-view information of the client method u and the target API i , we design a *frequency-aware attentive network*, as shown in Figure 7(a). Algorithm 2 shows the pseudo-code for the encoding. For the client method u , the APIs co-occurred with its called APIs reveal the method’s potential call need. Thus, we utilize the API set \mathcal{E}_u obtained from section 3.3.1 as the initial set $\mathcal{E}_u^{(0)}$ for the first-hop propagation on \mathcal{G}_C (line 2). After initialization, we conduct information encoding to generate co-occurrence representation in each hop.(line 4-8).

Information Encoding (line 4-8). For each triple in global API co-occurrence graph, i.e., $(i, f, j) \in \mathcal{G}_C$, we define the l -hop triple set based on the entity set $\mathcal{E}_u^{(l)}$ as:

Algorithm 2: Encoding Process of \mathcal{G}_C and \mathcal{G}_H

input : a constructed graph \mathcal{G} , a number of max-hop L , *AttentiveNetwork*, an entity set \mathcal{E}
output: a list of representation K_e

- 1 let $N(v, \mathcal{G})$ be the set of v ’s neighbors in \mathcal{G} ;
- 2 let \mathcal{E} be the first-hop entity set $\mathcal{E}^{(0)}$;
- 3 $K_e \leftarrow \emptyset$;
- 4 **for** $l=0, 1 \dots, L$ **do**
- 5 $S^{(l)} \leftarrow \{(i, e(i, j), j) \mid i \in \mathcal{E}^{(l)} \wedge j \in N(i, \mathcal{G})\}$;
- 6 $e^{(l)} \leftarrow \text{AttentiveNetwork}(S^{(l)})$;
- 7 $\mathcal{E}^{(l+1)} \leftarrow \{j \mid i \in \mathcal{E}^{(l)} \wedge j \in N(i, \mathcal{G})\}$;
- 8 append $e^{(l)}$ into K_e ;
- 9 **return** K_e ;

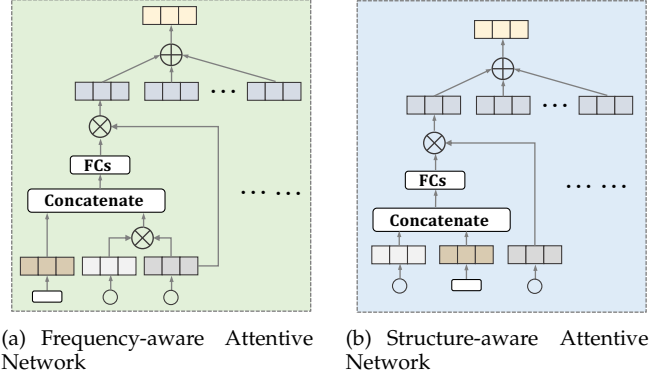


Fig. 7: Illustration of two attentive networks in the graph representation model.

$S_u^l = \{(i, f, j) \mid i \in \mathcal{E}_u^l\}$ (l begins with 0). Following previous works [22], [23], we sample a fixed-size triple set instead of using a full-size set to reduce the computation overhead.

Based on sampled co-occurrence associations, i.e., $(i, f, j) \in S_u^l$, we learn l -hop co-occurrence representation of the client method u :

$$e_u^{(l)} = \sum_{(i, f, j) \in S_u^l} \pi(i, f, j) e_j, \quad (1)$$

where coefficient $\pi(i, f, j)$ is attentively calculated as:

$$\pi(i, f, j) = \frac{\exp(\text{mlp}((e_i \odot e_j) || e_f))}{\sum_{(i', f', j') \in S_u^l} \exp(\text{mlp}((e_{i'} \odot e_{j'}) || e_{f'}))}, \quad (2)$$

where the notation \odot denotes the element-wise multiplication operation, and $||$ denotes the concatenation operation. e_i and e_j are the embeddings of API i and its co-occurred API j , respectively. e_f is the embedding of frequency f . $\text{mlp}(\cdot)$ is a three-layer MLP with Relu [24] as the nonlinear activation function. The attention mechanism for encoding the l -hop co-occurrence representation (i.e., Equ. (1) and (2)) explicitly introduces co-occurred frequency f into calculating the influence of co-occurred API i on the representation of API j .

After performing L -hop information encoding, where L is the max hop number, we obtain the global-view representations $e_u^{(c)}$ of the client method u by appending the representations from all hops: $e_u^{(c)} = \{e_u^{(0)}, e_u^{(1)}, \dots, e_u^{(L)}\}$. Similarly, we obtain the global-view representation $e_i^{(c)}$ of

the target API i . The global-view representations $e_u^{(c)}$ and $e_i^{(c)}$ captures frequency-enriched co-occurrence information for enhancing the semantic representations of the client method and the target API, respectively.

3.3.3 Hierarchical Structure Encoding

Hierarchical structure reflects external contextual information of the client method u and the target API i . According to the definition of *hierarchical structure graph*, as described in Section 3.2, different head entities and relations endow tail entities with different semantics. To obtain the representations of the client method u and the target API i from external view, we design a *structure-aware attentive network*, as shown in Figure 7(b).

The encoding process for the hierarchical structural graph is similar to the encoding process of the API co-occurrence information, as illustrated in Section 3.3.2, except for the design of the attentive network. Specifically, for the l -hop triple set $\mathcal{S}_u^l = \{(h, r, t) | h \in \mathcal{E}_u^l\}$ in *hierarchical structure graph*, we learn l -hop structure representation for client method u by:

$$e_u^{(l)} = \sum_{(h,r) \in \mathcal{S}_u^l} \pi(h, r) e_t, \quad (3)$$

where coefficient $\pi(h, r)$ is attentively calculated as:

$$\pi(h, r) = \frac{\exp(\text{mlp}(e_h || e_r))}{\sum_{(h', r', t') \in \mathcal{S}_u^l} \exp(\text{mlp}(e_{h'} || e_{r'}))}, \quad (4)$$

where e_h, e_t are the embeddings of head entity h and tail entity t , respectively. e_r is the embedding of relation r . The structure-aware attention mechanism (i.e., Equ. (3) and Equ. (4)) explicitly endows the relevance calculation of tail entity t with the relation r . Based on the structure encoding, we finally obtain the external-view representations $e_u^{(h)}$ and $e_i^{(h)}$ for the client method u and the target API i , respectively.

3.3.4 Fusion and Prediction

We obtain the final representation for the client method u and the target API i by concatenating the multi-view representations, i.e., $e_u = e_u^{(o)} || e_u^{(c)} || e_u^{(h)}$ and $e_i = e_i^{(o)} || e_i^{(c)} || e_i^{(h)}$. The final representations e_u and e_i incorporate call interaction information, frequency-enriched co-occurrence information and structure-based hierarchical information, for accurately capturing the similarity between the client method u and the target API i . During prediction, we conduct inner product of e_u and e_i for calculating the call probability: $\hat{y}_{ui} = e_u^\top e_i$.

4 EXPERIMENTAL SETUP

In this section, we conduct extensive experiments to evaluate the proposed approach with the aim of answering the following research questions:

- **RQ1:** How does MEGA perform compared with the state-of-the-art API usage recommendation approaches?
- **RQ2:** What is the impact of the three encoding components (i.e., *Call Interaction Encoding*, *Co-occurrence Information Encoding* and *Hierarchical Structure Encoding*) in the graph representation model on the performance of MEGA?

TABLE 2: Statistics of the three datasets: **SH_S**, **SH_L** and **MV**. The Call-Avg means the average calls per method.

	<i>SH_S</i>	<i>SH_L</i>	<i>MV</i>
# Projects	200	610	868
# Packages	253	714	340
# Classes	4,285	91,060	23,207
# Methods	4,530	191,532	32,987
# APIs	5,351	30,576	22,054
# Calls	27,312	1,027,644	343,010
# Call-Avg	6	5	10

- **RQ3:** How does MEGA perform on low-frequency APIs?
- **RQ4:** How do different hyper-parameter settings affect MEGA’s performance?

4.1 Dataset Description

To evaluate the effectiveness of MEGA, we utilize three publicly available benchmark datasets: *SH_S*, *SH_L*, and *MV*:

- **SH_L** contains 610 java projects, filtered from 5,147 randomly downloaded java projects retrieved from GitHub via the Software Heritage archive [25].
- **SH_S** is comprised of 200 java projects with small file sizes extracted from *SH_L*. It is designed to evaluate some time-consuming baselines such as PAM [11].
- **MV** consists of 868 JAR archives collected from the Maven Central repository. There are 3,600 JAR archives in the original dataset, and 1,600 JAR archives remain after being deduplicated by the previous work [12], [14]. While through our manual inspection, we find that the cleaned dataset still contains highly similar projects. For example, some projects have snapshot versions during the development process and a release version at the end, such as *commons-1.0.2.RELEASE.jar* and *commons-1.0.2.BUILD-SNAPSHOT.jar*. Besides, some projects may have their re-named versions, such as *eclipse.equinox.common-3.6.200.jar* and *common-3.6.200.jar*. In these cases, the two projects are nearly identical. Too many similar projects in a dataset may introduce bias in evaluation [12]. Therefore, we decided further clean this dataset by removing duplicated project versions, i.e., the projects with snapshot versions or renamed versions. We finally obtain 868 JAR archives from 3,600 JAR archives for the *MV* dataset.

From the source code in datasets, we extract the method declarations and corresponding API calls, and hierarchical structure of the projects and packages containing methods/APIs. We summarize the detailed statistics of the three datasets in Table 2.

4.2 Baselines

To demonstrate the effectiveness, we compare our proposed MEGA with one statistic-based method (PAM), two collaborative filtering(CF)-based methods (FOCUS and GAPI), as follows:

- **PAM** [11] is a statistical method to mine API usage patterns, which mainly adopts a probabilistic model to infer the patterns with the highest probabilities from client code.

- **FOCUS** [12] leverages collaborative filtering to recommend API usage patterns. It measures the similarity between methods via a context-based rating matrix to recommend potential APIs.
- **GAPI** [14] is the state-of-the-art CF-based method that employs graph neural networks to capture high-order connectivity between methods and APIs from a unified graph. We re-implement this model according to the original paper.

4.3 Evaluation Metrics

Following previous approaches [12], [14] on API usage recommendation, we adopt $successRate@K$, $Precision@K$ and $Recall@K$ to evaluate the quality of top-K API usage recommendation. Given a top-K ranked recommendation list $REC_k(m)$ for a test method $m \in \mathcal{M}$ and the ground-truth set $GT(m)$, we adopt $MATCH_k(m) = REC_k(m) \cap GT(m)$ to present the correctly predicted API set. The $SuccessRate@K$ ($SR@K$), $Precision@K$ ($P@K$), and $Recall@K$ ($R@K$) are defined as follows:

- $SuccessRate@K$ is the proportion of at least one successful match among the top-K APIs.

$$SR@K = \frac{\text{count}_{m \in \mathcal{M}}(MATCH_k(m) > 0)}{|\mathcal{M}|} \quad (5)$$

- $Precision@K$ is the proportion of correctly predicted APIs amongst the top-K APIs.

$$P@K = \frac{|MATCH_k(m)|}{k} \quad (6)$$

- $Recall@K$ is the proportion of correctly predicted APIs amongst the ground-truth APIs.

$$R@K = \frac{|MATCH_k(m)|}{|GT(m)|} \quad (7)$$

4.4 Implementation Details

Following the real development scenario settings simulated by FOCUS, we take the last method of each project as the test method, i.e., the active method that the developer is working on. The first four APIs in this method are considered as visible context, added to the *training set*, and the rest is used as ground truth, added to *testing set*.

We implement MEGA in PyTorch. The embedding size is set to 64 for the model in MEGA. We employ the binary cross-entropy loss as the loss function. To initialize the model parameters, we utilize the default Xavier initializer [26]. Also, we choose Adam optimizer [27] to train our model, with a learning rate of 0.002, a coefficient of $L2$ normalization of 10^{-5} , a batch size of 1024 and an epoch number equal to 40 fixed for all datasets.

Following previous work [28], we set the maximum distance of adjacent APIs ϵ as 3 in constructing \mathcal{G}_C . Considering that the edge attribute in \mathcal{G}_C is a continuous variable, we adopt the equidistant bucket discretization method, and regard the bucket number as the edge type. The optimal number of buckets $|\mathcal{T}|$ in discretization, the max hop number L and the size of triple set $|S_u^l|$ in each hop l on three datasets are determined based on the experimental performance. The

best settings of the hyper-parameters for all the baseline approaches are defined following the original papers. All approaches are trained on NVIDIA Tesla V100 GPU.

5 RESULTS

5.1 Effectiveness of MEGA Compared with Baselines (RQ1)

Table 3 presents overall results of all baselines along with MEGA in terms of $SR@K$ metric, and the comparison curves of $P@K$ and $R@K$ on three datasets (with $K = 1, 5, 10, 20$) are shown in Figure 8 and Figure 9, respectively. Intuitively, MEGA consistently achieves the best performance on all datasets. Note that, we only test PAM on SH_S due to its long execution time and scaling poorly in a large dataset. Detailed observations are as follows:

Comparison of $SR@K$ on a single dataset. Without loss of generality, we take the SH_S dataset as an example to illustrate the comparison here, and similar trends can also be observed on other datasets. In the SH_S dataset, MEGA improves over the state-of-the-art baseline GAPI *w.r.t* $SR@1$, $SR@5$, $SR@10$, and $SR@20$ by 125.1%, 85.12%, 65.76% and 39.33% respectively. This demonstrates the effectiveness of MEGA on various Top-K settings. What’s more, from Table 3 we can see that $SR@K$ of MEGA increases to 0.836 when K increases to 20. This means that in most cases, MEGA can identify the correct API in the Top-20 results, while other baseline models can only identify about 60% of correct APIs in the Top-20 results.

Comparison of $SR@1$ on multiple datasets. To evaluate the performance of MEGA among multiple datasets compared with baseline models, we choose the $SR@1$ metric as it considers both whether a correct API can be included and whether a correct API can get a higher rank. Overall, in terms of $SR@1$, MEGA improves 125.1% and 77.65% compared to the best baseline GAPI on SH_S and SH_L , and 19.85% compared to the best baseline FOCUS on MV . This demonstrates that MEGA is more effective on multiple datasets than baselines. We notice that GAPI underperforms FOCUS on MV . One possible explanation is that when the first-order call interactions are abundant enough, high-order connectivity introduces more noise into the representation of methods and APIs instead, leading to a negative effect.

It is worth noting that MEGA has more prominent results in SH_S , which is the smallest dataset with the minimum number of average interactions for per method. Specifically, the $SR@1$ of FOCUS and GAPI is 0.161 and 0.195, and for PAM, it is even lower at 0.08, which means that all baselines fail to provide the correct API at the first position for more than 80% of cases. Whereas, the same metric for MEGA is 0.439, meaning that MEGA can successfully recommend the correct API in the Top-1 result for nearly half of the client methods. The significant improvement of MEGA on $SR@1$ verifies our approach of encoding diverse information into final representation, especially when historical call interactions are sparse in small dataset.

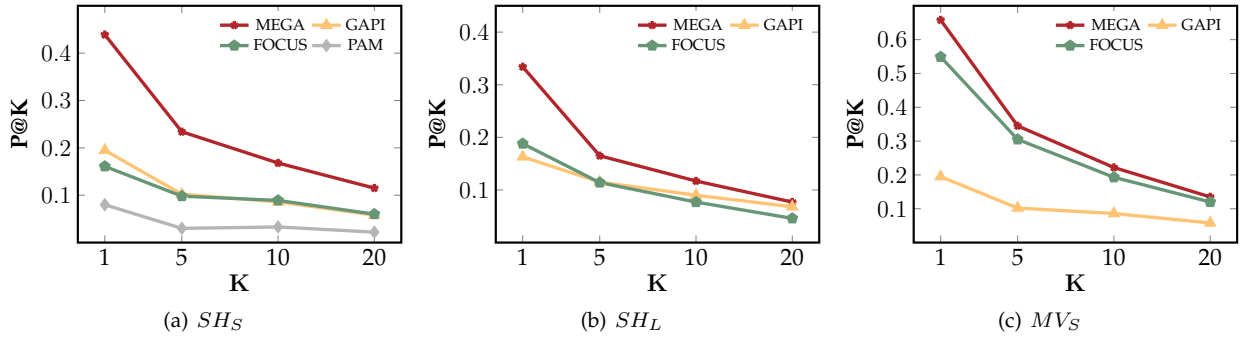
Different from $SR@K$ and $R@K$ that increases when K increases, we find that $P@K$ decreases when K increases. Because in most cases, the number of correct APIs is much fewer than the candidate list size K . While increasing the

TABLE 3: The performance comparison of $SR@K$ between MEGA and the baselines on three datasets.

Method	SH_S				SH_L				MV			
	$SR@1$	$SR@5$	$SR@10$	$SR@20$	$SR@1$	$SR@5$	$SR@10$	$SR@20$	$SR@1$	$SR@5$	$SR@10$	$SR@20$
PAM	0.080	0.150	0.275	0.335	-	-	-	-	-	-	-	-
FOCUS	0.161	0.256	0.328	0.422	0.188	0.292	0.349	0.388	0.549	0.709	0.769	0.819
GAPI	0.195	0.363	0.479	0.600	0.163	0.402	0.532	0.670	0.260	0.569	0.714	0.837
MEGA	0.439	0.672	0.794	0.836	0.334	0.544	0.641	0.731	0.658	0.810	0.840	0.875

TABLE 4: The performance comparison of $SR@K$ between MEGA and its variants on three datasets.

Method	SH_S				SH_L				MV			
	$SR@1$	$SR@5$	$SR@10$	$SR@20$	$SR@1$	$SR@5$	$SR@10$	$SR@20$	$SR@1$	$SR@5$	$SR@10$	$SR@20$
MEGA w/o H&C	0.333	0.566	0.688	0.751	0.142	0.291	0.413	0.558	0.521	0.694	0.756	0.802
MEGA w/o HS	0.349	0.614	0.704	0.773	0.167	0.316	0.429	0.578	0.533	0.704	0.784	0.842
MEGA w/o CO	0.423	0.651	0.757	0.815	0.311	0.521	0.629	0.728	0.614	0.746	0.780	0.816
MEGA	0.439	0.672	0.794	0.836	0.334	0.544	0.641	0.731	0.658	0.810	0.840	0.875

Fig. 8: The performance comparison of $P@K$ between MEGA and the baselines on three datasets.

candidate list size helps MEGA find the correct API, it also involves many irrelevant APIs.

The above experimental results show that pattern-based methods, such as PAM, relying on mining frequent subsequences generally perform worse than learning-based methods such as GAPI and MEGA. This indicates the significance of exploring high-order connections and making full use of external information.

Answer to RQ1: MEGA is quite effective on API usage recommendation, outperforming the state-of-the-art approaches in terms of Success Rate, Precision and Recall, respectively. Besides, MEGA achieves consistent performance on all datasets.

5.2 Ablation Study (RQ2)

To investigate the effectiveness of each component of the graph representation model in MEGA, we perform ablation studies by considering the following three variants.

- **MEGA_{w/o HS}:** This variant removes the hierarchical structure encoding module from the model to study the effect of external information derived from the project and package.

- **MEGA_{w/o CO}:** This variant deletes the co-occurrence information encoding module from the model to investigate the impact of global information obtained between APIs.
- **MEGA_{w/o H&C}:** This variant only preserves the call interaction encoding in the model to gain the primary representations of the method and the API, without any supplementary information.

The experimental results are shown in Table 4. We find that the performance of MEGA drops in three variants compared with the complete model, which demonstrates the effectiveness of the hierarchical structure encoding module and co-occurrence information encoding module.

MEGA_{w/o H&C} performs worst since the variant only utilizes historical call information. Moreover, we notice that the performance degradation is most significant on SH_L . For example, $SR@1$ decreases from 0.311 to 0.142. Note that, in SH_L , the average number of call interactions is 5, which is the smallest among all datasets. This demonstrates the prominent advantage of appending co-occurrence information and structure information to the final representation when the interactions are insufficient.

In addition, the performance of MEGA_{w/o HS} is better than MEGA_{w/o CO}, meaning that hierarchical structure information is more critical than co-occurrence information. One possible reason is that the external project/package

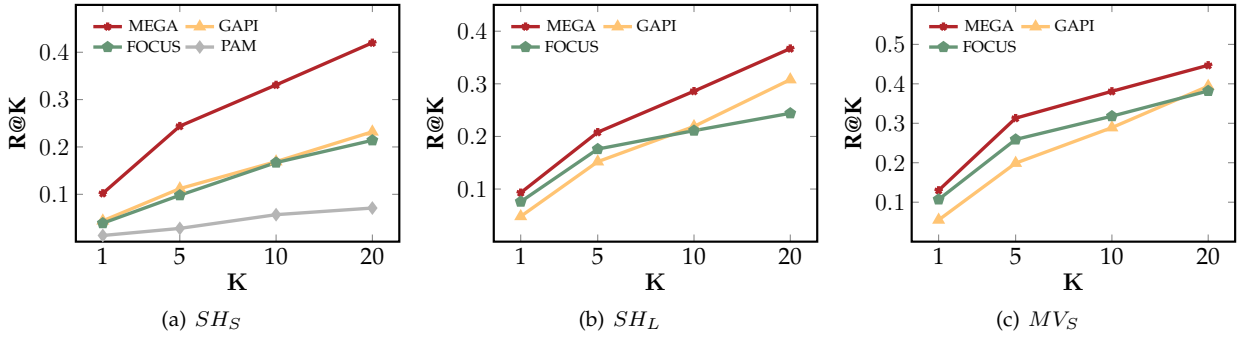


Fig. 9: The performance comparison of $R@K$ between MEGA and the baselines on three datasets.

TABLE 5: The performance comparison over low-frequency APIs on three datasets.

	$SR@1$	$SR@10$	$P@1$	$P@10$	$R@1$	$R@10$
SH_S						
FOCUS	0.017	0.156	0.017	0.016	0.009	0.043
GAPI	0.020	0.081	0.020	0.013	0.007	0.034
MEGA	0.081	0.263	0.081	0.046	0.029	0.176
SH_L						
FOCUS	0.003	0.004	0.003	0.004	0.002	0.015
GAPI	0.040	0.079	0.040	0.012	0.020	0.047
MEGA	0.081	0.315	0.081	0.040	0.057	0.236
MV						
FOCUS	0.002	0.003	0.003	0.002	0.001	0.007
GAPI	0.009	0.018	0.009	0.003	0.006	0.016
MEGA	0.014	0.041	0.014	0.008	0.006	0.029

structure can provide more contextual information instead of just internal call relation, which is more beneficial for capturing the semantic match between methods and APIs.

Answer to RQ2: Encoding both API co-occurrence information and project/package hierarchical structure information into the final representations of methods and APIs is beneficial to MEGA’s performance improvements. Especially, project/package hierarchical structure information is more critical, benefiting from it contains contextual information of methods and APIs.

5.3 Performance of MEGA on low-frequency APIs(RQ3)

As stated in Section 2, we design MEGA to alleviate the problem that current approaches on low-frequency APIs. To verify our design, we conduct experiments on APIs called by methods less than or equal to 3 times.

Table 5 shows $SR@K$, $P@K$ and $R@K$ ($K = \{1, 10\}$) for all approaches on three datasets. To sum up, that MEGA greatly outperforms other approaches in all metrics. In detail, $SR@10$ is improved by 298.7%, $P@10$ is improved by 233.3%, and $R@10$ is improved by 402.1% compared to the latest approach GAPI on SH_L . Looking into the performance of baselines, GAPI obtains better performance than FOCUS, indicating the effectiveness of incorporating complicated connectivity information in enriching the

representation of APIs with fewer direct interactions. Although MEGA presents a significant improvement on the recommendation performance, the results of low-frequency APIs are still quite limited, which may be attributed to the functional particularity of the APIs and needs more future research.

Answer to RQ3: MEGA consistently outperforms the state-of-the-art baselines for recommending low-frequency APIs on the three benchmark datasets. Despite the superior performance of MEGA, low-frequency recommendation is still challenging and needs more future research.

5.4 Parameter Sensitivity Study (RQ4)

We conduct experiments to analyze the impact of following hyper-parameters with different settings on MEGA’s performance.

Impact of max hop number L . We vary the number of hops in propagating to observe the performance change of MEGA. Figure 11(a) depicts the results in terms of $SR@10$. We observe that MEGA achieves the best results with one hop on three datasets, and the performance gradually decreases with the hop number increases.

One possible explanation is that, in the graph, short-distance nodes have a strong correlation with the original node, while the relevance decays as the distance increases. Consequently, the positive impact of short-distance propagation is greater, while long-distance propagation brings more noise than useful signals.

Impact of bucket number $|T|$. To study the impact of bucket numbers, we conduct different experiments by setting different bucket numbers. The experimental results in terms of $SR@10$ are presented in Figure 11(b), which shows that for SH_S , SH_L , and MV , the best performance is achieved when the number of buckets is 15, 10, and 15, respectively.

One possible reason for this phenomenon is that when the number of buckets is too small, i.e., few relation types, the graph contains less information, which compromises the trained model’s expressiveness. While a large number of buckets, i.e., many relation types, makes the information in the graph too rich, leading to over-fitting the model.

Impact of triple set size $|S'_u|$ in each hop l . We change the number of neighbors selected by the client method and

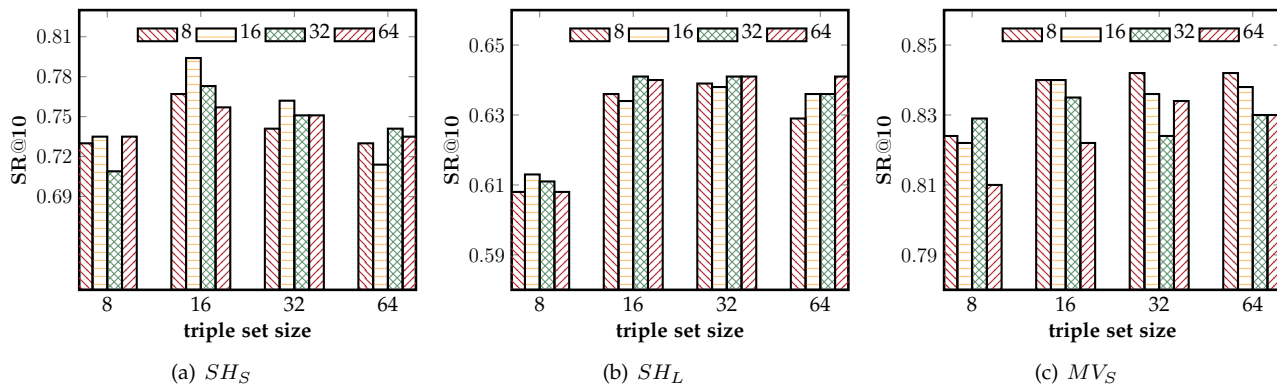


Fig. 10: The results of $SR@10$ on three datasets along with different sizes of triple set.

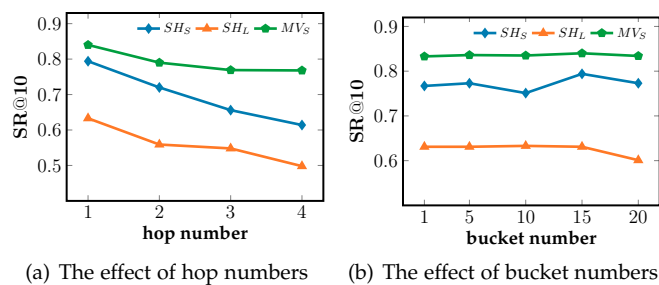


Fig. 11: The parameter sensitivity study of hop and bucket numbers.

the target API in each hop to explore the effects of triple set size on MEGA’s performance. The results of $SR@10$ on the SH_S , SH_L and MV are demonstrated in Figure 10(a), Figure 10(b) and Figure 10(c), respectively.

Jointly analyzing the three sub-figures, when the size increases, the results get better first and then worse. This means that when the size is moderately large, the benefits of more information included improves the performance. However, when the size is extremely large, the noise introduced outweighs the useful information introduced and thus it can hurt the performance. Overall, 16 or 32 is the suitable size of triple set in each hop for both the method and the API on three datasets.

Answer to RQ4: The larger hop number has negative effect on MEGA; the bucket number has stable effect on MEGA; the triple set size has fluctuant effect on MEGA.

6 DISCUSSION

6.1 Implications

In this section, we discuss the implications that would be helpful for software researchers and software developers.

Software Researchers. In section 5, we achieve that the heterogeneous information in source code is greatly beneficial for improving the recommendation performance of APIs including the low-frequency APIs. However, we also find that the results of low-frequency APIs are still quite limited, presenting a large gap with those of common APIs.

The limited results may be attributed to the functional particularity of the low-frequency APIs, and could impact the practical usage of current API recommendation tools. Thus, we suggest researchers working on API recommendation to focus more on the recommendation of low-frequency APIs by combining external knowledge such as API documentation or exploring data augmentation techniques.

Software Developers. According to our coarse analysis of the benchmark datasets, low-frequency APIs are usually not associated with API documentation. API documentation which contains usage samples and instructions is helpful for learning the representations of APIs [29], [30]. Thus, we encourage developers to write some descriptions or usage examples for facilitating the API recommendation task.

6.2 Threats to Validity

Internal Validity. In this paper, following [22], [23] we sample a fixed-size of neighbors on graphs instead of using a full size triple sets for the trade off of computation overhead. This may slightly influence the performance of MEGA. To alleviate the impact of this threat, we conduct each experiment five times and obtain average performance as shown in Section 5. Furthermore, our experiments on parameter sensitivity also demonstrates that different sizes of triple set influence the performance of MEGA slightly.

External Validity. We evaluate MEGA under Java datasets, while MEGA may show different performance on datasets in other programming languages. To reduce the impact from different programming languages, when designing three multi-view graphs, we try to exclude the language-specific information and only maintain the structure information such as call relationships and definition relationships. We believe our design can be easily adapted to most programming languages.

7 RELATED WORK

In this section, we review existing work about API usage recommendation. The work on API usage recommendation can be divided into two categories: pattern-based methods and learning-based methods. Pattern-based methods utilize traditional statistical methods to capture usage patterns from API co-occurrences. Learning-based methods leverage deep learning models to automatically learn the potential

usage patterns from a large code corpus and then use them to recommend patterns.

Pattern-based methods. Zhong *et al.* propose MAPO [9] to cluster and mine API usage patterns from open source repositories, and then recommends the relevant usage patterns to developers. Wang *et al.* improve MAPO and build UP-Miner [10] by utilizing a new algorithm based on *SeqSim* to cluster the API sequences. Nguyen *et al.* propose APIREC [31], which uses fine-grained code changes and the corresponding changing contexts to recommend APIs. Fowkes *et al.* propose PAM [11] to tackle the problem that the recommended API lists are large and hard to understand. PAM mines API usage patterns through an almost parameter-free probabilistic algorithm and uses them to recommend APIs. Liu *et al.* propose RecRank [32] to improve the top-1 accuracy based on API usage paths. Nguyen *et al.* propose FOCUS [12], which mines open-source repositories and analyzes API usages in similar projects to recommend APIs and API usage patterns based on context-aware collaborative-filtering techniques. Previous pattern-based methods only consider one or two relationships between APIs, however, MEGA considers call interactions, API co-occurrences, project/package hierarchical structure to comprehensively capture the contexts surrounding APIs.

Learning-based methods. Nguyen *et al.* propose a graph-based language model GraLan [17] to recommend API usages. Gu *et al.* propose DeepAPI [33]. They reformulate API recommendation task as a query-API translation problem and use an RNN Encoder-Decoder model to recommend API sequences. Ling *et al.* propose GeAPI [19]. GeAPI automatically constructs API graphs based on source code and leverages graph embedding techniques for API representation. Gu *et al.* propose Codekernel [18] by representing code as object usage graphs and clustering them to recommend API usage examples. Zhou *et al.* build a tool named BRAID [34] to leverage learning-to-rank and active learning techniques to boost recommendation performance. Previous learning-based methods fail to recommend usage patterns for low-frequency APIs due to the data-driven feature, MEGA encodes API frequency with global API co-occurrence graph to alleviate this problem.

8 CONCLUSION

In this paper, we propose a novel approach MEGA for automatic API usage recommendation. MEGA employs heterogeneous graphs, which are constructed from multiple views, i.e., method-API interaction from local view, API-API co-occurrence from global view, and project structure from external view. A graph representation model with a frequency-aware attentive network and a structure-aware attentive network is then proposed to learn the matching scores between methods and APIs based on the multi-view graphs. Experiment demonstrates MEGA's effectiveness both on overall API usage recommendation and low-frequency API usage recommendation. For future work, in addition to the information extracted from projects, some information from API official documentation or Q&A sites also contributes to mining API usage patterns. Therefore, we plan to design some new modules that encode more information from different sources.

REFERENCES

- [1] D. Hou and X. Yao, "Exploring the intent behind API evolution: A case study," in *18th Working Conference on Reverse Engineering, WCRE 2011, Limerick, Ireland, October 17-20, 2011*, M. Pinzger, D. Poshyvanyk, and J. Buckley, Eds. IEEE Computer Society, 2011, pp. 131–140.
- [2] Z. Yu, C. Bai, L. Seinturier, and M. Monperrus, "Characterizing the usage, evolution and impact of java annotations in practice," *IEEE Trans. Software Eng.*, vol. 47, no. 5, pp. 969–986, 2021.
- [3] I. Gvero, "Core java volume I: fundamentals, 9th edition by cay s. horstmann and gary cornell," *ACM SIGSOFT Softw. Eng. Notes*, vol. 38, no. 3, p. 33, 2013.
- [4] Oracle, "Jdk 18 documentation," <https://docs.oracle.com/en/java/javase/18/books.html>, 2022.
- [5] M. P. Robillard, "What makes apis hard to learn? answers from developers," *IEEE Softw.*, vol. 26, no. 6, pp. 27–34, 2009.
- [6] S. M. Nasehi, J. Sillito, F. Maurer, and C. Burns, "What makes a good code example?: A study of programming q&a in stackoverflow," in *28th IEEE International Conference on Software Maintenance, ICSM 2012, Trento, Italy, September 23-28, 2012*. IEEE Computer Society, 2012, pp. 25–34.
- [7] M. Acharya, T. Xie, J. Pei, and J. Xu, "Mining API patterns as partial orders from source code: from usage scenarios to specifications," in *Proceedings of the 6th joint meeting of the European Software Engineering Conference and the ACM SIGSOFT International Symposium on Foundations of Software Engineering, 2007, Dubrovnik, Croatia, September 3-7, 2007*, I. Crnkovic and A. Bertolino, Eds. ACM, 2007, pp. 25–34.
- [8] R. P. L. Buse and W. Weimer, "Synthesizing API usage examples," in *34th International Conference on Software Engineering, ICSE 2012, June 2-9, 2012, Zurich, Switzerland*, M. Glinz, G. C. Murphy, and M. Pezzè, Eds. IEEE Computer Society, 2012, pp. 782–792.
- [9] H. Zhong, T. Xie, L. Zhang, J. Pei, and H. Mei, "MAPO: mining and recommending API usage patterns," in *ECOOP 2009 - Object-Oriented Programming, 23rd European Conference, Genoa, Italy, July 6-10, 2009. Proceedings*, ser. Lecture Notes in Computer Science, S. Drossopoulou, Ed., vol. 5653. Springer, 2009, pp. 318–343.
- [10] J. Wang, Y. Dang, H. Zhang, K. Chen, T. Xie, and D. Zhang, "Mining succinct and high-coverage API usage patterns from source code," in *Proceedings of the 10th Working Conference on Mining Software Repositories, MSR '13, San Francisco, CA, USA, May 18-19, 2013*, T. Zimmermann, M. D. Penta, and S. Kim, Eds. IEEE Computer Society, 2013, pp. 319–328.
- [11] J. M. Fowkes and C. Sutton, "Parameter-free probabilistic API mining across github," in *Proceedings of the 24th ACM SIGSOFT International Symposium on Foundations of Software Engineering, FSE 2016, Seattle, WA, USA, November 13-18, 2016*, T. Zimmermann, J. Cleland-Huang, and Z. Su, Eds. ACM, 2016, pp. 254–265.
- [12] P. T. Nguyen, J. D. Rocco, D. D. Ruscio, L. Ochoa, T. Degueule, and M. D. Penta, "FOCUS: a recommender system for mining API function calls and usage patterns," in *Proceedings of the 41st International Conference on Software Engineering, ICSE 2019, Montreal, QC, Canada, May 25-31, 2019*, J. M. Atlee, T. Bultan, and J. Whittle, Eds. IEEE / ACM, 2019.
- [13] B. M. Sarwar, G. Karypis, J. A. Konstan, and J. Riedl, "Item-based collaborative filtering recommendation algorithms," in *Proceedings of the Tenth International World Wide Web Conference, WWW 10, Hong Kong, China, May 1-5, 2001*, V. Y. Shen, N. Saito, M. R. Lyu, and M. E. Zurko, Eds. ACM, 2001, pp. 285–295.
- [14] C. Ling, Y. Zou, and B. Xie, "Graph neural network based collaborative filtering for API usage recommendation," in *28th IEEE International Conference on Software Analysis, Evolution and Reengineering, SANER 2021, Honolulu, HI, USA, March 9-12, 2021*. IEEE, 2021, pp. 36–47.
- [15] F. Scarselli, M. Gori, A. C. Tsoi, M. Hagenbuchner, and G. Monfardini, "The graph neural network model," *IEEE Trans. Neural Networks*, vol. 20, no. 1, pp. 61–80, 2009.
- [16] Y. Peng, S. Li, W. Gu, Y. Li, W. Wang, C. Gao, and M. R. Lyu, "Revisiting, benchmarking and exploring API recommendation: How far are we?" *CoRR*, vol. abs/2112.12653, 2021.
- [17] A. T. Nguyen and T. N. Nguyen, "Graph-based statistical language model for code," in *37th IEEE/ACM International Conference on Software Engineering, ICSE 2015, Florence, Italy, May 16-24, 2015, Volume 1*, A. Bertolino, G. Canfora, and S. G. Elbaum, Eds. IEEE Computer Society, 2015, pp. 858–868.

- [18] X. Gu, H. Zhang, and S. Kim, "Codekernel: A graph kernel based approach to the selection of API usage examples," in *34th IEEE/ACM International Conference on Automated Software Engineering, ASE 2019, San Diego, CA, USA, November 11-15, 2019*. IEEE, 2019, pp. 590–601.
- [19] C. Ling, Y. Zou, Z. Lin, and B. Xie, "Graph embedding based API graph search and recommendation," *J. Comput. Sci. Technol.*, vol. 34, no. 5, pp. 993–1006, 2019.
- [20] A. Chen, "Context-aware collaborative filtering system: Predicting the user's preference in the ubiquitous computing environment," in *Location- and Context-Awareness, First International Workshop, LoCA 2005, Oberpfaffenhofen, Germany, May 12-13, 2005, Proceedings*, ser. Lecture Notes in Computer Science, T. Strang and C. Linnhoff-Popien, Eds., vol. 3479. Springer, 2005, pp. 244–253.
- [21] G. Zhou, X. Zhu, C. Song, Y. Fan, H. Zhu, X. Ma, Y. Yan, J. Jin, H. Li, and K. Gai, "Deep interest network for click-through rate prediction," in *Proceedings of the 24th ACM SIGKDD International Conference on Knowledge Discovery & Data Mining, KDD 2018, London, UK, August 19-23, 2018*, Y. Guo and F. Farooq, Eds. ACM, 2018, pp. 1059–1068. [Online]. Available: <https://doi.org/10.1145/3219819.3219823>
- [22] H. Wang, F. Zhang, J. Wang, M. Zhao, W. Li, X. Xie, and M. Guo, "Ripplenet: Propagating user preferences on the knowledge graph for recommender systems," in *Proceedings of the 27th ACM International Conference on Information and Knowledge Management, CIKM 2018, Torino, Italy, October 22-26, 2018*, A. Cuzzocrea, J. Allan, N. W. Paton, D. Srivastava, R. Agrawal, A. Z. Broder, M. J. Zaki, K. S. Candan, A. Labrinidis, A. Schuster, and H. Wang, Eds. ACM, 2018, pp. 417–426.
- [23] Z. Wang, G. Lin, H. Tan, Q. Chen, and X. Liu, "CKAN: collaborative knowledge-aware attentive network for recommender systems," in *Proceedings of the 43rd International ACM SIGIR conference on research and development in Information Retrieval, SIGIR 2020, Virtual Event, China, July 25-30, 2020*, J. Huang, Y. Chang, X. Cheng, J. Kamps, V. Murdock, J. Wen, and Y. Liu, Eds. ACM, 2020, pp. 219–228.
- [24] A. F. Agarap, "Deep learning using rectified linear units (relu)," *arXiv preprint arXiv:1803.08375*, 2018.
- [25] R. D. Cosmo and S. Zacchiroli, "Software heritage: Why and how to preserve software source code," in *Proceedings of the 14th International Conference on Digital Preservation, iPRES 2017, Kyoto, Japan, September 25-29, 2017*, S. Hara, S. Sugimoto, and M. Goto, Eds., 2017.
- [31] A. T. Nguyen, M. Hilton, M. Codoban, H. A. Nguyen, L. Mast, E. Rademacher, T. N. Nguyen, and D. Dig, "API code recommendation using statistical learning from fine-grained changes," in *Proceedings of the 24th ACM SIGSOFT International Symposium on Foundations of Software Engineering, FSE 2016, Seattle, WA, USA*, 2016, pp. 631–642.
- [26] X. Glorot and Y. Bengio, "Understanding the difficulty of training deep feedforward neural networks," in *Proceedings of the Thirteenth International Conference on Artificial Intelligence and Statistics, AISTATS 2010, Chia Laguna Resort, Sardinia, Italy, May 13-15, 2010*, ser. JMLR Proceedings, Y. W. Teh and D. M. Titterton, Eds., vol. 9. JMLR.org, 2010, pp. 249–256.
- [27] D. P. Kingma and J. Ba, "Adam: A method for stochastic optimization," in *3rd International Conference on Learning Representations, ICLR 2015, San Diego, CA, USA, May 7-9, 2015, Conference Track Proceedings*, Y. Bengio and Y. LeCun, Eds., 2015.
- [28] Z. Wang, W. Wei, G. Cong, X. Li, X. Mao, and M. Qiu, "Global context enhanced graph neural networks for session-based recommendation," in *Proceedings of the 43rd International ACM SIGIR conference on research and development in Information Retrieval, SIGIR 2020, Virtual Event, China, July 25-30, 2020*, J. Huang, Y. Chang, X. Cheng, J. Kamps, V. Murdock, J. Wen, and Y. Liu, Eds. ACM, 2020, pp. 169–178.
- [29] F. Thung, S. Wang, D. Lo, and J. Lawall, "Automatic recommendation of API methods from feature requests," in *2013 28th IEEE/ACM International Conference on Automated Software Engineering, ASE 2013, Silicon Valley, CA, USA, November 11-15, 2013*, E. Denney, T. Bultan, and A. Zeller, Eds. IEEE, 2013, pp. 290–300.
- [30] Q. Huang, X. Xia, Z. Xing, D. Lo, and X. Wang, "API method recommendation without worrying about the task-api knowledge gap," in *Proceedings of the 33rd ACM/IEEE International Conference on Automated Software Engineering, ASE 2018, Montpellier, France, September 3-7, 2018*, M. Huchard, C. Kästner, and G. Fraser, Eds. ACM, 2018, pp. 293–304.
- [32] X. Liu, L. Huang, and V. Ng, "Effective API recommendation without historical software repositories," in *Proceedings of the 33rd ACM/IEEE International Conference on Automated Software Engineering, ASE 2018, Montpellier, France, September 3-7, 2018*, M. Huchard, C. Kästner, and G. Fraser, Eds. ACM, 2018, pp. 282–292.
- [33] X. Gu, H. Zhang, D. Zhang, and S. Kim, "Deep API learning," in *Proceedings of the 24th ACM SIGSOFT International Symposium on Foundations of Software Engineering, FSE 2016, Seattle, WA, USA, November 13-18, 2016*, T. Zimmermann, J. Cleland-Huang, and Z. Su, Eds. ACM, 2016, pp. 631–642.
- [34] Y. Zhou, H. Jin, X. Yang, T. Chen, K. Narasimhan, and H. C. Gall, "BRAID: an API recommender supporting implicit user feedback," in *ESEC/FSE '21: 29th ACM Joint European Software Engineering Conference and Symposium on the Foundations of Software Engineering, Athens, Greece, August 23-28, 2021*, D. Spinellis, G. Gousios, M. Chechik, and M. D. Penta, Eds. ACM, 2021, pp. 1510–1514.