

Rethinking the Imperceptibility of Node Injection Attack on Graphs

Shuchang Tao, Qi Cao*, Huawei Shen*, Yunfan Wu, Liang Hou, Xueqi Cheng

Data Intelligence System Research Center

Institute of Computing Technology, Chinese Academy of Sciences, Beijing, China

University of Chinese Academy of Sciences, Beijing, China

{taoshuchang18z, caoqi, shenhuawei, wuyunfan19b, houliang17z, cxq}@ict.ac.cn

ABSTRACT

Node injection attacks against Graph Neural Networks (GNNs) have received emerging attention as a practical attack scenario, where the attacker injects malicious nodes to dramatically degrade the performance of GNNs. To avoid the perceptibility or exposure of the injected nodes, existing methods either limit a small attack budget or add some heuristic constraints. However, we find that the injected nodes, though maybe unnoticeable to humans, are still easy to be distinguished from the original normal nodes by defense or detection methods, showing as machine-perceptible and limiting the attack performance in the real world. Up to now, there is little attention paid to such *machine-imperceptibility* of node injection attacks on graphs. To bridge this gap, we first review and analyze the imperceptibility of existing node injection attacks. Then we propose and formulate the machine-imperceptibility from the distribution similarity between ego networks of original nodes and injected nodes, avoiding the one-to-one solution against the kaleidoscopic defense methods. We design an *ADversarial IMperceptible framework for node injection Attack*, namely ADIMA, to improve such distribution similarity while ensuring the attack performance. A novel metric for machine-imperceptibility is further designed for evaluation. Experimental results demonstrate that when equipping existing node injection attacks with our proposed ADIMA framework, the attack performance against various detections or defense methods as well as imperceptibility is significantly improved.

CCS CONCEPTS

• **Information systems** → *Data mining*.

KEYWORDS

Imperceptible Attack; Node Injection Attack; Adversarial Attack; Graph Neural Networks

1 INTRODUCTION

Graph Neural Networks (GNNs) have achieved immense success in various graph mining tasks, such as node classification [16, 25, 39, 44, 45], graph classification [33], cascade prediction [3, 32], and recommender systems [10]. Despite their success, GNNs are proved to be vulnerable to adversarial attacks [2, 7, 55], which have fueled a surge of research interests [4, 23, 35, 55]. Graph adversarial attacks aim to fool GNNs by finding imperceptible perturbations on graph structure [28, 55, 56] or node attributes [55]. Recently, the emerging node injection attack focuses on a more practical scenario [36, 38, 41, 54], where the attacker injects malicious nodes rather than modifying the original graph to degrade the performance of GNNs.

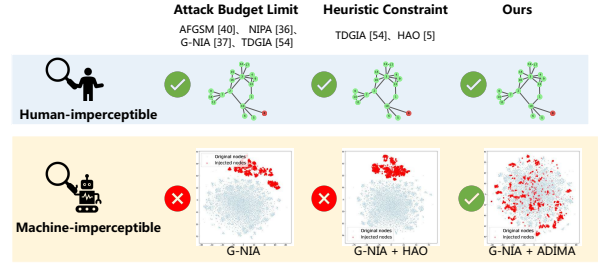


Figure 1: Node injection attacks on graphs: from both human-imperceptible and machine-imperceptible perspectives.

To avoid the injected nodes being distinguished and removed, existing methods make some efforts to make the injected nodes imperceptible to ensure the successful implementation of the attacks. Those efforts can be divided into two types: a) Limiting a small attack budget of injected nodes, such as the number of injected nodes or edges and injected feature range [36, 38, 41, 54], making the injected nodes imperceptible to human observers; b) Adding heuristic constraints like homophily or smoothness [5] to guarantee some specific graph characteristics.

Though such injected malicious nodes maybe unnoticeable to humans, we find that they are still easy to be distinguished from the original normal nodes by detection or defense methods, i.e., fail to satisfy machine-imperceptible, shown in Figure 1. Taking the ogbn-products dataset [19] and state-of-the-art node injection attack methods G-NIA [38] as an example, attributes of injected nodes (red) look different from the original ones (blue) even with a simple t-SNE visualization method for both G-NIA and G-NIA equipped with homophily constraint HAO [5]. We also adopt a SOTA anomaly detection methods [27] to distinguish malicious nodes. The detector can identify injected nodes with the accuracy of 99.7% for G-NIA and 99.4% for G-NIA+HAO, which means the detector can identify and filter out a large portion of injected nodes, limiting the attack performance of node injection attack methods.

The above phenomenon that existing node injection attacks fails to satisfy the machine-imperceptible is a very worth attention problem. First, different from adversarial attacks in computer vision where humans naturally understand image data, it is difficult for human observers to understand graph data. On the contrary, machine learning methods such as detection and defense methods, or even simple visualization methods are capable to model and

understand graph data. Thus, machine-imperceptibility is actually a more strict and appropriate imperceptibility for graph adversarial attacks. Second, although some existing methods [5, 54] try to adopt some heuristic constraints against specific-defense methods, such heuristic constraints may be hard to generalize against various defense or detection methods, resulting in failures of the general machine-imperceptible. As a result, there still lacks an effective definition, method, and evaluation for machine-imperceptible node injection attacks on graphs.

In this paper, we first review and analyze the imperceptibility of existing node injection attacks. Then propose and formulate the machine-imperceptibility of injected nodes, i.e., distribution similarity between the ego networks centering around the injected nodes and the ego networks centering around the normal nodes. In other words, the imperceptible injected nodes are the nodes whose ego network distributions are similar to that of the original nodes. Intuitively, as long as the injected node is sufficiently similar to the original node, it would not be recognized by the detection methods. Such distribution similarity of ego networks considers both the network structures and node attributes.

Then, we design an *ADversarial IMperceptible framework for node injection Attack*, namely ADIMA, to improve the imperceptibility while ensuring the attack performance. Specifically, ADIMA is under a generative adversarial framework [6, 14, 31], devoted to generating malicious nodes that are difficult to be distinguished against an adversarial discriminator. ADIMA is a general framework that can be attached to any gradient-based node injection attack method. Figure 1 (c) and (f) show that when incorporating our proposed ADIMA into existing node injection attack methods, the distinction between the injected nodes and the original nodes can be significantly reduced. In addition, the above detection method can only achieve an accuracy of 36.9% and 42.8% when detecting nodes injected by G-NIA+ADIMA and TDGIA+ADIMA, resulting in a better misclassification rate of GNNs equipped with detection methods. Such results indicate the effectiveness of our proposed ADIMA.

To better evaluate the imperceptibility, we further propose a novel indicator, namely Graph Fréchet Distance (GraphFD). Extensive experiments are conducted on three network datasets across four node injection attack methods. When equipping existing node injection attacks with our proposed ADIMA framework, the attack performance against various detections or defense methods as well as imperceptibility is significantly improved.

In a nutshell, our main contributions are as follows:

- We review the existing imperceptibility of node injection attacks, and find that the nodes injected by existing methods are easy to be identified by defense methods, limiting their attack performance in the real world.
- We formulate the imperceptibility of injected nodes based on distribution similarity, and propose an adversarial imperceptible framework for node injection attacks, which can be attached to any gradient-based method to improve imperceptibility.
- We further propose a novel indicator to evaluate the imperceptibility. Extensive experiments demonstrate that equipped with our ADIMA, node injection attack methods improve attack performance on detection and defense methods, as well as imperceptibility on all the evaluation metrics.

2 RELATED WORK

This section briefly reviews existing adversarial attack and defense methods for GNNs, as well as existing studies on the imperceptibility of adversarial attacks.

2.1 Adversarial Attacks for GNNs

Despite the success of GNNs in various graph mining tasks, they are proved to be sensitive to adversarial attacks. Attack methods can perturb both graph structure and node attributes to dramatically degrade the performance of GNNs [4, 23, 35, 55]. Unfortunately, modifying existing edges [56] or attributes of the original graph [11, 55] requires high authority and makes the attack difficult to perform in practice [36]. Node injection attack [22, 36, 41] focuses on a more practical scenario, which only injects some malicious nodes without modifying the existing graph, including both poisoning attacks and evasion attacks. For node injection poisoning attacks, NIPA [36] uses a hierarchical Q-learning network to sequentially generate the labels and edges of the malicious nodes. For node injection evasion attacks, AFGSM [41] provides an approximate closed-form attack solution for GCN rather than optimization. To offer a more flexible framework, TDGIA [54] heuristically selects the defective edges for injecting nodes and adopts smooth optimization to generate features for injected nodes. Recently, G-NIA [38] studies an extremely limited scenario of single node injection attack, showing excellent attack performance when only injecting one malicious node.

Despite the success achieved by node injection attacks, we find that the injected nodes by existing methods are easy to be identified by defense methods, limiting the attack performance in real world.

2.2 Defense for GNNs

In order to defend the GNNs against various attacks, various defense methods have been proposed, which can be mainly categorized into three types [23]: adversarial training, detection and attention mechanism [23, 35, 37]. Specifically, adversarial training [8, 26] adopts a min-max optimization style, iteratively generating perturbations that maximize the loss and updating GNNs parameters that minimize the loss. To defend against any adversarial attacks, certifiable robustness is further adopted as the optimization loss, forming robust training [57]. Detection methods [20, 47] generally protect the GNNs by exploring the difference between perturbations and clean graphs, filtering out malicious nodes or edges before applying GNNs. The anomaly detections aim to find instances that are deviated from normal ones [13, 27] and have achieved great success in many real-world applications such as fraud detection and cyber intrusion detection. They are also used to detect adversarial attacks [15]. The attention mechanism aims to train a robust GNN model by penalizing the model's weights on adversarial edges or nodes [23, 50, 52].

With the development of adversarial learning, more and more powerful defense methods are continuously proposed, just like an arms race between attackers and defenders. As a result, how to design attack methods that are imperceptible to defense methods is one of the key points of adversarial attacks.

2.3 Imperceptibility of Adversarial Attacks

Adversarial attackers perform to be imperceptible to human observers or detection methods. In computer vision, the perturbations on digital adversarial examples are generally regularized by L_1 norm, L_2 norm, or L_∞ norm, while the perturbations in physical-world adversarial examples require a more practical constraint, e.g., appear to be legitimate to human observers. To achieve such an imperceptibility goal, various attempts have been made [9, 21, 40, 43], such as disguising physical-world adversarial samples with natural styles, making them reasonable to human observers.

As for the imperceptibility of adversarial attacks on graphs, existing researchers simply perform imperceptible attacks by adopting heuristic constraints on specific aspects. For example, researchers either limit the budget of modified edges/nodes [36, 38, 41, 54], or heuristically regularize the distribution of degree and features. For the recent node injection attacks, HAO [5] tries to promote the unnoticeability of node injection attacks in terms of homophily constraint, which is still a heuristic one-sided embodiment of the distinction between injected nodes and the original ones.

However, there is still a lack of definition, effective methods, as well as evaluation metrics for the imperceptibility of node injection attacks. Hence, it urges us to study the essence of imperceptibility.

3 REVIEWS ON EXISTING NODE INJECTION ATTACK

In this section, we first introduce node injection attacks. Then we analyze the limitations of imperceptible strategies of existing attacks.

3.1 Node Injection Attack

Node classification. Let $G = (V, E, X)$ be an attributed graph, where $V = \{1, 2, \dots, n\}$ is the set of n nodes, $E \subseteq V \times V$ is the set of edges, and $X \in \mathbb{R}^{n \times d}$ is the attribute matrix of nodes with d -dimensional attributes. Given a class set \mathcal{K} of node labels, the task aims to predict the label of each node by learning a classifier f_θ , i.e., $Z = f_\theta(G)$, where $Z \in \mathbb{R}^{n \times K}$ and $K = |\mathcal{K}|$ is the number of classes. For example, GNN is a commonly used classifier $f_\theta(\cdot)$ containing feature transformation and aggregation operations, which is commonly used in many graph mining tasks.

Node injection attack. The goal of node injection attacks is to degrade the performance of GNN by injecting malicious nodes rather than modifying original nodes or edges. Formally, the objective function is as follows [38]:

$$\max_{G'} \sum_{t \in V_{\text{tar}}} \mathbb{I}(f_{\theta^*}(G')_t \neq y_t) \quad (1)$$

$$G' = (V \cup \hat{V}, E \cup \hat{E}, X \parallel \hat{X})$$

where y_t is the ground-truth label of the target node t , $\mathbb{I}(\cdot)$ is an indicator of whether the attack can successfully mislead the model prediction. Based on the original graph $G = (V, E, X)$, the perturbed graph G' additionally includes the injected nodes \hat{V} , injected edges \hat{E} , and the corresponding node attributes \hat{X} . f_{θ^*} is the victim GNN model with parameter $\theta^* = \arg \min_{\theta} \mathcal{L}_{\text{train}}(f_{\theta}(\tilde{G}), y)$ trained on original graph $\tilde{G} = G$ or the perturbed graph $\tilde{G} = G'$.

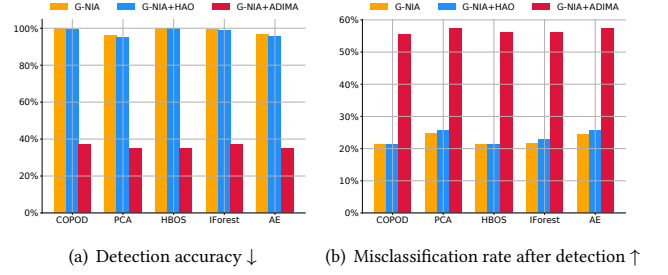


Figure 2: The accuracy and defense performance of five detection methods. (a) Accuracy of detecting injected nodes. Smaller means better imperceptibility. (b) Misclassification rate of node classification task after detection filtering the injected nodes. Larger means better attack performance.

3.2 Imperceptibility of Existing Methods

According to the above objective, a successful attack indicates that the predicted labels of target nodes before and after the attack are different for GNN, that is, the GNN perceives the influence of the injected nodes. Naturally, such injected nodes may be quite different from the surrounding normal nodes and easy to be perceived, limiting the attack performance of existing methods.

We first analyze the imperceptibility of existing node injection attacks on graphs, finding that the injected nodes are easy to be distinguished from the original normal nodes by the defense or detection methods. As illustrated in Figure 1 and Figure 9, we observe that the nodes injected by existing methods are perceptible, as they are different from the original nodes with a simple t-SNE visualization. We also adopt the anomaly detection methods (COPOD [27], PCA [34], HBOS [13], IForest [29], and AE [1]) to detect injected nodes. Figure 2 (a) illustrate the accuracy of detecting nodes injected by G-NIA, G-NIA+HAO, and G-NIA+ADIMA. We observe that nearly all the malicious nodes injected by G-NIA and HAO can be detected by any of these detection methods. After deleting the detected nodes, we input the obtained new graph into GNN and evaluate the misclassification rate. Figure 2 (b) shows that G-NIA and HAO perform poorly against detectors. The misclassification rates have dropped significantly, from around 99% on the clean graphs (Appendix C.3) to only around 20%. We also conduct experiments for another state-of-the-art node injection attack TDGIA (Appendix C.2), and observe the same problems. The results reveal that the existing efforts of imperceptibility are not sufficient for node injection attacks on graphs.

Such phenomenon that existing node injection attacks fail to satisfy the machine-imperceptible, i.e., are easy to be distinguished from the original normal nodes by detection methods, is a very worth attention but also challenging problems. First, different from adversarial attacks in computer vision where humans naturally understand image data, it is difficult for human observers to visualize or understand graph data. In contrast, machine learning methods such as detection, defense methods, or even simple visualization methods are able to model and understand graph data. Therefore, machine-imperceptibility is more strict and appropriate

for graph adversarial attacks, which is an important prerequisite that we need to meet. However, this problem is also very challenging. Although some existing methods [5, 54] try to adopt some heuristic constraints against specific-defense methods, such heuristic constraints may be hard to generalize against various defense or detection methods, resulting in failures of the general machine-imperceptible. As a result, there still lacks an effective definition, method, and evaluation for machine-imperceptible node injection attacks on graphs.

4 IMPERCEPTIBLE NODE INJECTION ATTACK

In this section, we propose and formulate the machine-imperceptibility of injected nodes on graphs from the distribution similarity in terms of ego networks. We also propose an adversarial imperceptible framework for node injection attacks (ADIMA), which can be attached to any gradient-based node injection attack methods to improve their imperceptibility.

4.1 Definition of Machine-Imperceptibility

In this paper, we propose to define the machine-imperceptibility of injected nodes, i.e., distribution similarity between the ego networks centering around the injected nodes and the ego networks centering around the normal nodes. In other words, imperceptible injected nodes are those nodes whose ego network distributions are similar to that of the original nodes. Note that an ego network [12] consists of a focal node (ego) and its surrounding nodes¹ including the edges within these nodes, so that it can reflect both the local network structure and node attributes. Examples of ego networks can be found in Figure 4.

We formulate the definition of machine-imperceptibility as:

$$P_{v \sim V}(v^{\text{ego}}) \sim P_{\hat{v} \sim \hat{V}}(\hat{v}^{\text{ego}}). \quad (2)$$

Here, v^{ego} refers to the ego networks of original node v . $P_V(v^{\text{ego}})$ is the distribution of ego networks centering around the original nodes, $P_{\hat{V}}(\hat{v}^{\text{ego}})$ is the distribution of ego network centering around the injected nodes, \sim denotes the distribution similarity. The ideal imperceptible injected nodes has $P_V(v^{\text{ego}}) = P_{\hat{V}}(\hat{v}^{\text{ego}})$. We formalize the goal of machine-imperceptibility with Jensen–Shannon divergence:

$$\min D_{JS}(P_V(v^{\text{ego}}) \| P_{\hat{V}}(\hat{v}^{\text{ego}})) \quad (3)$$

So far, we leverage the original nodes to guide the imperceptibility of injected nodes, and formulate the definition and goal of machine-imperceptibility, providing a good guideline for solving the limitations of existing methods in Section 3.1

Reasonability of our definition. Our machine-imperceptibility is defined by the distribution of ego networks, characterizing the network structure and node attributes at the same time. Such a definition of imperceptibility is general, compared with other strategies [5, 38, 54]. Figure 3 illustrate the relationship between the detection accuracy on injected nodes and the distribution distance between ego networks of original nodes and malicious nodes. We observe that the distribution distance between the ego networks of the injected nodes and the original nodes is positively correlated

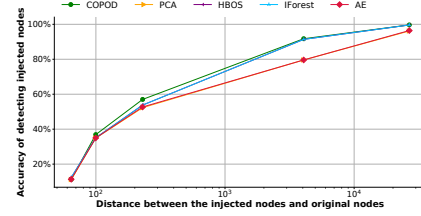


Figure 3: The relationship between the distribution distance and the probability of the injected node being detected.

with the probability of the injected nodes being detected. The more dissimilar the two distributions are, the easier it is to detect. The results demonstrate the responsibility of our definition on machine-imperceptibility.

4.2 Adversarial Imperceptible Framework for Node Injection Attack

In order to incorporate the imperceptibility into node injection attacks, we design and propose *Adversarial Imperceptible framework for node injection Attack*, namely ADIMA. ADIMA is under a generative adversarial framework [6, 14, 31], aiming to preserve the distribution similarity of ego networks. Note that ADIMA is a general framework that can be equipped on any gradient-based node injection attack method, making them more imperceptible.

Figure 4 illustrates the overall architecture of our proposed ADIMA. ADIMA consists of two main components: node injection attack method \mathcal{G} and adversarial discriminator \mathcal{D} . The discriminator \mathcal{D} learns the distinction between the ego networks of injected nodes (fake) and that of original nodes (real), providing imperceptibility guidance to attack method \mathcal{G} . As for the attacker, the whole process is that \mathcal{G} injects nodes and edges into the original graph to generate perturbed graphs, and computes three losses involving attack performance, imperceptibility, and diversity for optimization. For imperceptibility, the attacker optimizes nodes according to the guidance of \mathcal{D} . To avoid mode collapse of injected nodes, diversity loss is further incorporated to maximize the distance between the ego networks of two injected nodes. For attack performance, the surrogate model guides whether the attack is successful. Next, we will introduce the fine details of each component of our ADIMA.

4.2.1 Adversarial Discrimination. Since imperceptibility is defined by the distribution of ego networks, we employ a discriminator to identify whether the ego network is real or fake and provide the imperceptible information to guide the attacker. The loss of discriminator is:

$$\mathcal{L}_{\mathcal{D}}^{\text{GAN}} = -\mathbb{E}_{v \sim P_V} \log \mathcal{D}(v^{\text{ego}}) - \mathbb{E}_{\hat{v} \sim P_{\hat{V}}} \log (1 - \mathcal{D}(\hat{v}^{\text{ego}})). \quad (4)$$

Note that the discriminator needs to distinguish the real/fake label of ego networks, which is essentially a graph classification task. We adopt Graph Isomorphism Networks (GIN) [46] as the discriminator, due to its provably powerful discriminative ability on the graph classification task. By minimizing $\mathcal{L}_{\mathcal{D}}^{\text{GAN}}$, the discriminator learns the imperceptible information of both node attributes and structure, to better assist the attacker.

¹In this paper, we use the nodes within two hops from the focal node to compose the ego network.

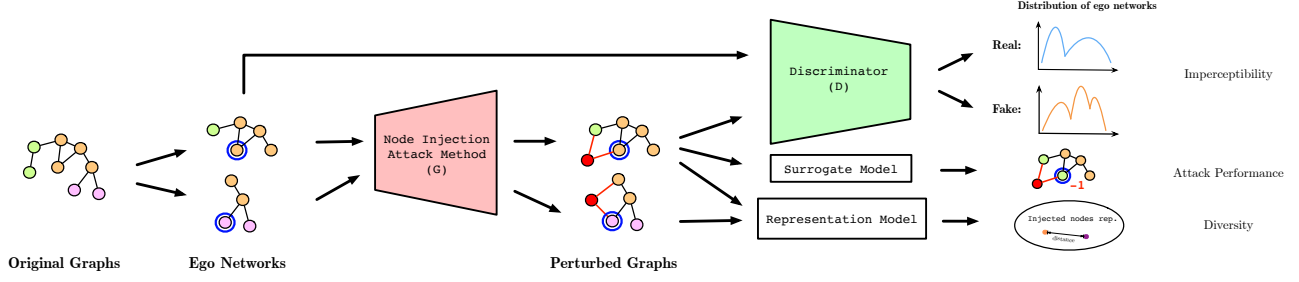


Figure 4: The overall architecture of ADIMA framework.

4.2.2 Attack Generation. The goal of \mathcal{G} is to attack successfully while preserving imperceptibility.

To ensure the imperceptibility we encourage the attacker to generate malicious nodes that are difficult to be distinguished by discriminator \mathcal{D} . Formally, the adversarial imperceptibility loss is:

$$\mathcal{L}_{\mathcal{G}}^{\text{GAN}} = -\mathbb{E}_{v \sim P_{\hat{V}}} \log \mathcal{D}(v^{\text{ego}}). \quad (5)$$

According to the guidance of \mathcal{D} , the attacker \mathcal{G} learns to generate injected nodes with better imperceptibility.

To avoid mode collapse, i.e., the injected nodes that are similar to each other, we adopt diversity loss to maximize the distance between each pair of injected nodes [6, 31]. The diversity sensitive loss is formalized as:

$$\mathcal{L}_{\mathcal{G}}^{\text{div}} = -\mathbb{E}_{(u,v) \sim P_{\hat{V}}} \sum_l d(\mathcal{R}^l(u^{\text{ego}}), \mathcal{R}^l(v^{\text{ego}})), \quad (6)$$

where $d(\cdot)$ is the euclidean distance. Note that the diversity loss is defined on the deep features, i.e., the output of representation model \mathcal{R} . $\mathcal{R}^l(\cdot)$ is the output representation of l_{th} layer of an ego network. To better encode local graph patterns, we employ a pre-trained GIN as the representation model \mathcal{R} .

For attack performance, we apply the attack loss following [38]:

$$\mathcal{L}_{\mathcal{G}}^{\text{atk}} = \mathbb{E}_{t \sim V_{\text{tar}}} \left[Z'_{t,y_t} - \max_{k \neq y_t} Z'_{t,k} \right], \quad (7)$$

where t is sample from target nodes V_{tar} . Z'_{t,y_t} is the output of surrogate GNN, and k is the class that is most likely to be misclassified among other classes. Note that our ADIMA is a general framework, and $\mathcal{L}_{\mathcal{G}}^{\text{atk}}$ can be replaced by any node injection attack loss.

4.2.3 Overall Objective. The full objective function of our proposed ADIMA can be summarized as follows:

$$\begin{aligned} \min_{\mathcal{D}} \mathcal{L}_{\mathcal{D}} &= \mathcal{L}_{\mathcal{D}}^{\text{GAN}}, \\ \min_{\mathcal{G}} \mathcal{L}_{\mathcal{G}} &= \mathcal{L}_{\mathcal{G}}^{\text{atk}} + \alpha \mathcal{L}_{\mathcal{G}}^{\text{GAN}} + \beta \mathcal{L}_{\mathcal{G}}^{\text{div}}, \end{aligned} \quad (8)$$

where α, β are the weights to control the importance of imperceptibility and diversity, respectively. The discriminator \mathcal{D} and generator \mathcal{G} are updated alternatively until convergence. Specifically, we update the discriminator k steps and then 1 generator step to ensure convergence. We provide the algorithm in Appendix A.1.

Table 1: Statistics of the datasets

Dataset	N_{LCC}	E_{LCC}	Classes	Average degree
ogbn-products	10,494	38,872	35	3.7
reddit	10,004	73,512	41	7.35
ogbn-arxiv	169,343	2,484,941	39	14.67

5 EXPERIMENTS

In this section, we equip state-of-the-art node injection attack methods with the proposed ADIMA framework on three kinds of network datasets and compare the attack performance against representative detection and defense models. Further analysis of imperceptibility, case study, visualization, ablation study, and hyper-parameter analysis are also provided.

5.1 Experimental Settings

5.1.1 Datasets. We conduct experiments on three commonly adopted network datasets for node classification: a social network reddit [16, 48], a products co-purchasing network ogbn-products [19] and a citation network ogbn-arxiv [19]. The statistics of each dataset are summarized in Table 1. Further descriptions are in Appendix B.1.

5.1.2 Attack Methods. We instantiate ADIMA with several state-of-the-art node injection attack methods to verify the generality and effectiveness of ADIMA. NIPA [36] and AFGSM [41], are not included because they are not gradient-based methods.

- *G-NIA* [38] models the optimization process via a parametric model to ensure the attack efficiency and attack performance.
- *TDGIA* [54] adopts topological defective edge selection and smooth feature optimization to inject nodes.
- *PGD* [30] is a widely used adversarial attack, which uses projected gradient descent (PGD) to generating malicious nodes.
- *HAO* [5] is our most related work, which tries to promote the unnoticeability of node injection attack using homophily constraint.

5.1.3 Detection and Defense Methods. To better demonstrate the attack performance of node injection methods and the improvement of ADIMA, we evaluate attacks on SOTA anomaly detection and defense methods, which form a practical adversarial environment.

- *Anomaly detection* methods identify rare items that deviate from the majority of data distribution [17], and are used in many applications such as fraud detection. Anomaly detections can be

Table 2: Misclassification rate (%) of node injection attack across detection and defense methods on ogbn-products, reddit and ogbn-arxiv. The relative increases on average of misclassification rate compared with basic attacks are written in parentheses.

		Detection methods					Defense methods		Average	Median
		COPOD	PCA	HBOS	IForest	AutoEncoder	Adv.	GNNGuard		
ogbn-products	Clean	25.20	25.54	24.87	25.30	25.49	21.11	19.29	23.83	25.20
	G-NIA	21.30	24.68	21.44	21.68	24.34	32.92	32.25	25.51	24.34
	+HAO	21.39	25.73	21.20	22.92	25.54	31.92	26.54	25.03	25.54
	+ADIMA	55.45	57.27	56.12	56.07	57.22	40.11	34.21	50.92 (+99.58%)	56.07 (+130.33%)
	TDGIA	37.26	46.21	42.21	44.07	46.02	33.35	39.21	41.19	42.21
	+HAO	24.68	33.25	25.11	27.35	33.11	27.58	20.06	27.31	27.35
	+ADIMA	45.97	49.36	45.55	48.79	49.21	27.49	30.63	42.43 (+3.01%)	45.97 (+8.92%)
	PGD	36.68	37.73	36.11	37.49	37.49	29.87	33.21	35.51	36.68
	+HAO	34.83	37.49	35.64	37.97	37.21	31.82	20.87	33.69	35.64
	+ADIMA	40.78	42.73	43.59	44.97	42.78	31.92	35.11	40.27 (+13.39%)	42.73 (+16.49%)
reddit	Clean	9.25	9.25	9.25	9.15	9.25	8.05	17.59	10.25	9.25
	G-NIA	8.15	8.15	8.15	8.15	8.15	22.99	17.99	11.67	8.15
	+HAO	8.15	8.50	8.15	8.15	8.50	33.88	18.14	13.35	8.50
	+ADIMA	45.83	50.57	45.18	49.03	50.42	36.38	24.04	43.06 (+268.93%)	45.83 (+462.58%)
	TDGIA	10.94	20.24	20.04	15.49	20.24	20.09	26.34	19.06	20.09
	+HAO	8.15	8.75	8.15	8.20	8.85	15.39	17.84	10.76	8.75
	+ADIMA	31.73	33.48	24.29	28.79	33.73	16.89	25.84	27.82 (+46.01%)	28.79 (+43.28%)
	PGD	9.70	14.94	10.29	11.44	14.59	17.99	24.79	14.82	14.59
	+HAO	9.05	11.39	9.00	10.34	11.24	16.59	18.24	12.26	11.24
	+ADIMA	45.33	45.88	37.73	43.28	46.03	23.44	34.78	39.49 (166.47%)	43.28 (+196.58%)
ogbn-arxiv	Clean	30.01	30.33	29.86	30.28	30.32	37.32	27.66	30.82	30.28
	G-NIA	28.49	30.38	28.49	28.50	30.33	52.94	28.43	32.51	28.50
	+HAO	28.55	29.56	28.52	28.59	29.54	52.96	28.15	32.27	28.59
	+ADIMA	32.53	33.69	32.51	32.89	33.71	42.47	31.14	34.13 (+5.00%)	32.89 (+15.41%)
	TDGIA	28.50	29.86	28.73	28.49	29.82	51.82	32.37	32.80	29.82
	+HAO	28.50	29.37	28.76	28.50	29.38	53.81	29.46	32.54	29.37
	+ADIMA	31.83	41.47	34.44	41.14	40.85	51.25	30.20	38.74 (18.12%)	40.85 (+36.98%)
	PGD	28.61	33.00	28.99	29.64	32.66	54.46	31.64	34.14	31.64
	+HAO	28.76	35.33	28.72	30.07	35.16	56.07	28.50	34.66	30.07
	+ADIMA	39.29	52.71	44.54	51.29	51.64	54.52	31.78	46.54 (+36.31%)	51.29 (+62.11%)

divided into five types [17], including probabilistic, linear model, proximity-based, and neural network methods. For each category, we select the SOTA method, i.e., COPOD [27], PCA [34], HBOS [13], IForest [29], and AE [1].

- *Defense methods* defend adversarial attacks via adversarial training, detection, or attention mechanism [23, 35]. For adversarial training, we leverage FLAG [26]. For detection, we select the best anomaly detection method. For attention mechanism, we adopt two state-of-the-art models, RobustGCN [52] and GNNGuard [50].

The hyperparameters settings are in Appendix B.2.

5.2 Metrics for Imperceptibility Evaluation

Existing metrics for imperceptibility focus on certain aspects. For example, node injection attacks [38, 54] only consider node features. Nettack [55] ignores the association of features and structures. HAO believes the smoother the better [5], which may violate the characteristics of networks in heterophilic graph [51, 53].

For a comprehensive evaluation of imperceptibility, we propose a novel indicator based on the deep representation of ego networks.

In previous work, deep representations are proved to capture high-level information of images [49]. In our case on the graph, the deep representations of ego networks can model and associate the attributes and structures of nodes.

Inspired by Fréchet Inception Distance (FID) [18], we assume the deep representations of injected and original nodes to follow two multidimensional Gaussians and call Fréchet Distance to compute the distance between two Gaussian distributions by mean and covariance. Graph Fréchet Distance (**GraphFD**) is proposed in this paper to measure the distance between distributions of ego networks of injected and original nodes, evaluating the imperceptibility of attack methods. Formally, GraphFD is formalized as:

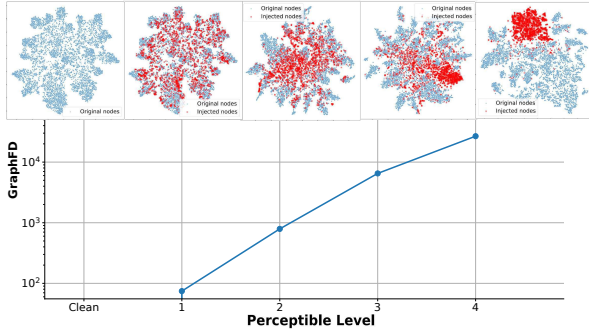
$$\text{GraphFD} = \|\mu_r - \mu_m\|_2^2 + \text{Tr} \left(\Sigma_r + \Sigma_m - 2(\Sigma_r \Sigma_m)^{1/2} \right), \quad (9)$$

where μ_r and Σ_r are the mean vector and variance matrix of the original nodes, μ_m and Σ_m are those of the injected nodes.

We show that the GraphFD is consistent with increasing perceptible level, shown in Figure 5. The perceptible level is estimated by expert observation on the t-SNE visualizations, i.e., the injected

Table 3: Imperceptibility on various indicators on three datasets. Smaller is better, and the smallest is bolded.

	ogbn-products			reddit			ogbn-arxiv		
	CAD↓	Smooth↓	GraphFD↓	CAD↓	Smooth↓	GraphFD↓	CAD↓	Smooth↓	GraphFD↓
Clean	0.73	0.96	-	0.85	1.08	-	0.35	0.57	-
G-NIA	23.44	24.36	2.67×10^4	17.05	17.36	1.41×10^5	3.89	4.16	2.22×10^3
+HAO	23.33	24.41	2.71×10^4	13.60	15.01	1.02×10^5	3.41	3.81	1.98×10^3
+ADIMA	1.45	2.06	99.69	1.09	1.57	8.99×10^2	0.94	1.01	1.48×10^3
TDGIA	3.52	4.32	7.91×10^2	4.58	4.87	2.39×10^4	3.34	3.58	2.58×10^3
+HAO	11.58	13.08	6.51×10^3	10.49	11.33	5.27×10^4	3.60	3.86	2.59×10^3
+ADIMA	1.50	2.49	61.54	1.32	1.70	1.49×10^3	0.74	1.10	2.09×10^3
PGD	3.21	3.70	3.16×10^2	2.82	3.08	3.84×10^3	1.73	1.95	2.18×10^3
+HAO	3.08	3.94	2.87×10^2	2.90	3.47	3.60×10^3	2.75	3.12	2.39×10^3
+ADIMA	2.29	2.81	1.24×10^2	1.15	1.57	1.41×10^3	0.67	1.04	2.05×10^3

**Figure 5: GraphFD is evaluated for malicious nodes injected by different attack settings with increased perceptible levels.**

nodes which are easier to be noticed by experts are assigned a higher perceptible level. GraphFD captures the perceptible level very well by monotonically increasing.

5.3 Attack Performance

To evaluate the effectiveness and applicability of ADIMA, we compare ADIMA with three representative node injection attack methods and a SOTA imperceptible attack method HAO. We equip three attack methods (G-NIA, TDGIA, PGD) with ADIMA and conduct attack experiments on three benchmark datasets. The attack performance on vanilla GNN is in Appendix C.3.

To better demonstrate the attack ability, we evaluate attacks against representative detection methods (COPOD, PCA, HBOS, IForest, and AutoEncoder), and defense methods (Adversarial training and GNNGuard). Specifically, the input of detection methods is the representation of ego networks capturing both network structure and node attributes.

Table 2 illustrates the misclassification rate on target nodes after filtering by detection methods or defending by defense methods. The misclassification on clean graphs (Clean) is also included here as a lower bound. We list the average and median of the misclassification rate across all the detection and defense methods (**Average** and **Median**) to show the overall attack performance. And we report in parentheses the relative increases of attack performance

on Average and Median compared with basic attacks for intuitive comparison.

For basic attacks, we observe all basic attacks perform poorly against all detection methods on all datasets. TDGIA makes more misclassification on defense methods. Unfortunately, the overall performance (Average and Median) of basic attacks on detection and defense methods are still weak compared to Clean. The misclassification rate of G-NIA+HAO improves slightly when attacking detection methods compared with G-NIA. For TDGIA and PGD, the addition of HAO even degrades the performance. We observe similar results when HAO attacks defense methods. The results show that previous attacks are too perceptible to detection and defense methods, limiting their attack performance in the real world.

Our ADIMA framework brings significant improvement for all node injection attacks and performs the best against all detection methods on all datasets. When attacking defense methods, our ADIMA outperforms or is on par with basic attacks and HAO, as some defense methods are not strong enough to distinguish and defend against injected nodes. As for overall performance, ADIMA shows superiority and brings a consistency improvement for all the node injection attacks on Average and Median on all datasets. On Median, ADIMA achieves a boosting improvement of 130% on ogbn-products, 462% on reddit, and 15% on ogbn-arxiv for G-NIA.

5.4 Effect of Imperceptibility

For a comprehensive evaluation of the imperceptibility of ADIMA, we further adopt three metrics, i.e., Closest Attribute Distance (CAD) [54], Smoothness (**Smooth**) [5], and our proposed GraphFD. Specifically, CAD is the average Euclidean distance between the attribute and its most similar attribute of original nodes, i.e., $CAD_i = \min_{j \in V} d(X_i, X_j)$. Smooth is the average of node attribute distance to each neighbor, i.e., $Smooth_i = \frac{1}{|N_i|} \sum_{j \in N_i} d(X_i, X_j)$.

As illustrated in Table 3, the imperceptibility of all the basic attacks on all datasets is quite poor. As for HAO, it brings limited improvement on some datasets on specific metrics. Because HAO is heuristic and tries to be imperceptible by optimizing smoothness. HAO lacks the consideration of the distribution between injected nodes and original nodes, so it is difficult to improve the distribution distance such as GraphFD. Equipped with ADIMA, the imperceptibility of all three attacks is significantly improved on all datasets.

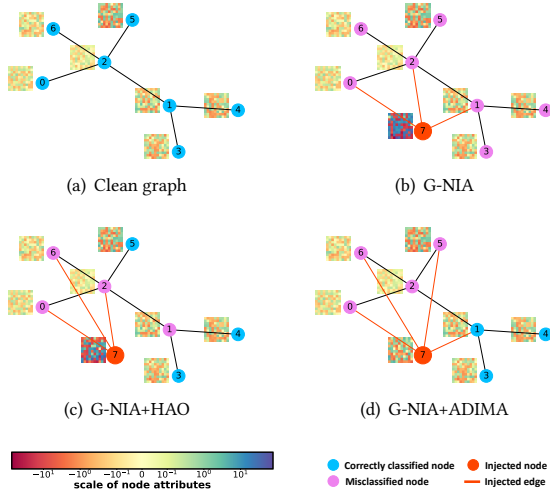


Figure 6: Visualization of ego networks of clean nodes and injected nodes. The heatmap represents the node attribute.

CAD and Smooth of graphs perturbed by G-NIA+ADIMA, TD-GIA+ADIMA, and PGD+ADIMA are very close to the original clean graphs. GraphFD of the graphs attacked by ADIMA decreases significantly compared with the basic attacks and HAO. Specifically, for G-NIA+ADIMA, GraphFD decreases by 99.79% on ogbn-products, 19.02% on ogbn-arxiv, and 64.74% on Reddit. The GraphFD indicates that the representation distributions of injected nodes are close to that of the original nodes, especially on ogbn-products. The results prove the imperceptibility ability of our proposed ADIMA.

5.5 Case study

To intuitively understand the imperceptibility of ADIMA, we take ogbn-products as a case to study the changes before and after node injection attacks. Figure 6 visualizes a local network of the clean graph and that of graphs perturbed by G-NIA, G-NIA+HAO, and G-NIA+ADIMA. The large red node denotes the injected node. Node color refers to the prediction of a vanilla GCN trained on the clean graph. Compared with the results on the clean graph, the attack methods successfully cause GNN to classify most nodes incorrectly. Among them, G-NIA performs the best, injecting one node causes all nodes misclassified, while G-NIA+HAO and G-NIA+ADIMA cause four nodes to be misclassified. According to the node attribute visualized by the heat map, the nodes injected by G-NIA and G-NIA+HAO are obviously different from normal nodes in terms of node attributes. As shown in Figure 6(d), the node attribute injected by G-NIA+ADIMA is close to the original nodes, showing that ADIMA can achieve the best imperceptibility while ensuring the attack performance.

5.6 Ablation Study

We conduct an ablation study to analyze the effectiveness of each part of ADIMA. We implement two variants of ADIMA, i.e., ADIMA without imperceptibility preservation and ADIMA without diversity preservation, in which we remove $\mathcal{L}_G^{\text{GAN}}$ (i.e., $\alpha = 0$) and $\mathcal{L}_G^{\text{div}}$

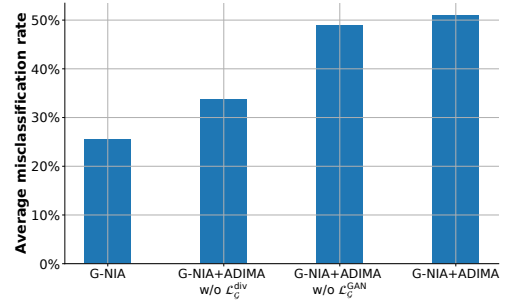


Figure 7: Ablation study Average misclassification rate across detection and defense methods attacked by variants of ADIMA

(i.e., $\beta = 0$), respectively. We take the results on ogbn-products with G-NIA as an example, as the results on other datasets with other injection attack methods are similar. The experiments are conducted on ogbn-products dataset with the basic attack method G-NIA.

The average attack performance across all detection and defense methods is presented in Figure 10. As we can see, these two variants yield significantly lower misclassification rates than the complete ADIMA, highlighting the importance of both imperceptibility and diversity preservation objectives. We first observe that both imperceptibility and diversity loss can unilaterally increase the rate of misclassification against the defense method compared to the base attack model G-NIA. Moreover, we find that imperceptibility preservation is much more important than diversity preservation. Specifically, ADIMA without $\mathcal{L}_G^{\text{div}}$ loss yields a misclassification rate 48.87%, compared with ADIMA without $\mathcal{L}_G^{\text{GAN}}$ which only successfully attacks 33.70% of target nodes.

Due to space limitation, we present the analysis of hyperparameters in Appendix C.4.

6 CONCLUSIONS

In this paper, we first review and analyze existing node injection attacks on graphs, finding that the injected nodes are easy to be distinguished by detection or defense methods, failing to satisfy machine-imperceptibility. To solve these issues, we first define the imperceptibility on graphs from the distribution similarity between the ego networks of injected nodes and the ego networks of original normal nodes, avoiding the one-to-one solution against the kaleidoscopic defense methods. Then we propose an adversarial imperceptible framework for node injection attacks, namely ADIMA, to improve the distribution similarity through an adversarial training paradigm. Note that, ADIMA is a general framework, which could be attached to any existing node injection attack methods. A novel indicator, i.e., GraphFD, is further proposed for evaluating the imperceptibility of injected nodes. Extensive experimental results demonstrate that, equipped with our ADIMA framework, existing node injection attack methods significantly improve the attack performances against various detection or defense methods with better node imperceptibility.

REFERENCES

- [1] Charu C Aggarwal. 2017. An introduction to outlier analysis. In *Outlier analysis*. Springer, 1–34.
- [2] Aleksandar Bojchevski and Stephan Günnemann. 2019. Adversarial Attacks on Node Embeddings via Graph Poisoning. In *Proceedings of the 36th International Conference on Machine Learning (ICML '19)*. 695–704.
- [3] Qi Cao, Huawei Shen, Jinhua Gao, Bingzheng Wei, and Xueqi Cheng. 2020. Popularity Prediction on Social Platforms with Coupled Graph Neural Networks. In *Proceedings of the 13th International Conference on Web Search and Data Mining (WSDM '20)*. 70–78.
- [4] Liang Chen, Jintang Li, Jiaying Peng, Tao Xie, Zengxu Cao, Kun Xu, Xiangnan He, and Zibin Zheng. 2020. A Survey of Adversarial Learning on Graphs. *ArXiv abs/2003.05730* (2020).
- [5] Yongqiang Chen, Han Yang, Yonggang Zhang, MA KAILI, Tongliang Liu, Bo Han, and James Cheng. 2022. Understanding and Improving Graph Injection Attack by Promoting Unnoticeability. In *International Conference on Learning Representations*.
- [6] Yunjey Choi, Youngjung Uh, Jaejun Yoo, and Jung-Woo Ha. 2020. StarGAN v2: Diverse Image Synthesis for Multiple Domains. In *2020 IEEE/CVF Conference on Computer Vision and Pattern Recognition, CVPR 2020, Seattle, WA, USA, June 13-19, 2020 (CVPR '20)*. 8185–8194.
- [7] Hanjun Dai, Hui Li, Tian Tian, Xin Huang, Lin Wang, Jun Zhu, and Le Song. 2018. Adversarial Attack on Graph Structured Data. In *Proceedings of the 35th International Conference on Machine Learning (ICML '18)*. 1123–1132.
- [8] Quanyu Dai, Xiao Shen, Liang Zhang, Qiang Li, and Dan Wang. 2019. Adversarial Training Methods for Network Embedding. In *Proceedings of The Web Conference 2019 (WWW '19)*. 329–339.
- [9] Ranjie Duan, Xingjun Ma, Yisen Wang, James Bailey, A. K. Qin, and Yun Yang. 2020. Adversarial Camouflage: Hiding Physical-World Attacks With Natural Styles. In *Proceedings of the IEEE/CVF Conference on Computer Vision and Pattern Recognition (CVPR)*.
- [10] Wenqi Fan, Yao Ma, Qing Li, Yuan He, Eric Zhao, Jiliang Tang, and Dawei Yin. 2019. Graph Neural Networks for Social Recommendation. In *The World Wide Web Conference (WWW '19)*. 417–426.
- [11] Ben Finkelshtein, Chaim Baskin, Evgenii Zheltonozhskii, and Uri Alon. 2020. Single-Node Attack for Fooling Graph Neural Networks. *ArXiv abs/2011.03574* (2020).
- [12] Linton C. Freeman. 1982. Centered graphs and the structure of ego networks. *Math. Soc. Sci.* 3, 3 (1982), 291–304.
- [13] Markus Goldstein and Andreas Dengel. 2012. Histogram-based outlier score (hbos): A fast unsupervised anomaly detection algorithm. *KI-2012: poster and demo track 9* (2012).
- [14] Ian Goodfellow, Jean Pouget-Abadie, Mehdi Mirza, Bing Xu, David Warde-Farley, Sherjil Ozair, Aaron Courville, and Yoshua Bengio. 2014. Generative adversarial nets. *Advances in neural information processing systems* 27 (2014).
- [15] Kishor Datta Gupta and Dipankar Dasgupta. 2021. Using Negative Detectors for Identifying Adversarial Data Manipulation in Machine Learning. In *2021 International Joint Conference on Neural Networks (IJCNN)*. IEEE, 1–8.
- [16] William Hamilton, Zhitaoying, and Jure Leskovec. 2017. Inductive Representation Learning on Large Graphs. In *Advances in Neural Information Processing Systems* 30. 1024–1034.
- [17] Songqiao Han, Xiyang Hu, Hailiang Huang, Mingqi Jiang, and Yue Zhao. 2022. ADBench: Anomaly Detection Benchmark. *ArXiv abs/2206.09426* (2022).
- [18] Martin Heusel, Hubert Ramsauer, Thomas Unterthiner, Bernhard Nessler, and Sepp Hochreiter. 2017. GANs Trained by a Two Time-Scale Update Rule Converge to a Local Nash Equilibrium. In *Advances in Neural Information Processing Systems* 30 (*NeurIPS '17*). 6626–6637.
- [19] Weihua Hu, Matthias Fey, Marinka Zitnik, Yuxiao Dong, Hongyu Ren, Bowen Liu, Michele Catasta, and Jure Leskovec. 2020. Open Graph Benchmark: Datasets for Machine Learning on Graphs. In *Advances in Neural Information Processing Systems* 33 (*NeurIPS '20*).
- [20] Vassilis N Ioannidis, Dimitris Berberidis, and Georgios B Giannakis. 2019. Graphsac: Detecting anomalies in large-scale graphs. *preprint arXiv:1910.09589* (2019).
- [21] Surgan Jandial, Puneet Mangla, Sakshi Varshney, and Vineeth Balasubramanian. 2019. AdvGAN++: Harnessing latent layers for adversary generation. In *Proceedings of the IEEE/CVF International Conference on Computer Vision Workshops*. 0–0.
- [22] Chao Jiang, Yi He, Richard Chapman, and Hongyi Wu. [n. d.]. Camouflaged Poisoning Attack on Graph Neural Networks. In *International Conference on Multimedia Retrieval (ICMR '22)*. 451–461.
- [23] Wei Jin, Yaxin Li, Han Xu, Yiqi Wang, and Jiliang Tang. 2020. Adversarial Attacks and Defenses on Graphs: A Review and Empirical Study. *ArXiv abs/2003.00653* (2020).
- [24] Diederik P. Kingma and Jimmy Ba. 2015. Adam: A Method for Stochastic Optimization. In *International Conference on Learning Representations*.
- [25] Thomas N. Kipf and Max Welling. 2017. Semi-Supervised Classification with Graph Convolutional Networks. In *International Conference on Learning Representations (ICLR '17)*.
- [26] Kezhi Kong, Guohao Li, Mucong Ding, Zuxuan Wu, Chen Zhu, Bernard Ghanem, Gavin Taylor, and Tom Goldstein. 2022. Robust Optimization as Data Augmentation for Large-scale Graphs. In *Proceedings of the IEEE conference on computer vision and pattern recognition (CVPR'22)*.
- [27] Zheng Li, Yue Zhao, Nicola Botta, Cezar Ionescu, and Xiyang Hu. 2020. COPOD: Copula-Based Outlier Detection. In *20th IEEE International Conference on Data Mining, ICDM 2020, Sorrento, Italy, November 17-20, 2020*. 1118–1123.
- [28] Xixun Lin, C. Zhou, H. Yang, Jia Wu, Haibo Wang, Yanan Cao, and Bin Wang. 2020. Exploratory Adversarial Attacks on Graph Neural Networks. *2020 IEEE International Conference on Data Mining (ICDM) (2020)*, 1136–1141.
- [29] Fei Tony Liu, Kai Ming Ting, and Zhi-Hua Zhou. 2008. Isolation forest. In *2008 IEEE International Conference on Data Mining (ICDM)*. 413–422.
- [30] Aleksander Madry, Aleksandar Makelov, Ludwig Schmidt, Dimitris Tsipras, and Adrian Vladu. 2018. Towards Deep Learning Models Resistant to Adversarial Attacks. In *International Conference on Learning Representations (ICLR '18)*.
- [31] Qi Mao, Hsin-Ying Lee, Hung-Yu Tseng, Siwei Ma, and Ming-Hsuan Yang. 2019. Mode Seeking Generative Adversarial Networks for Diverse Image Synthesis. In *Proceedings of the IEEE conference on computer vision and pattern recognition (CVPR'19)*. 1429–1437.
- [32] Jiezhong Qiu, Jian Tang, Hao Ma, Yuxiao Dong, Kuansan Wang, and Jie Tang. 2018. DeepInf: Social Influence Prediction with Deep Learning. In *Proceedings of the 24th ACM SIGKDD International Conference on Knowledge Discovery & Data Mining (KDD '18)*. 2110–2119.
- [33] Bastian Rieck, Christian Bock, and Karsten Borgwardt. 2019. A persistent weisfeiler-lehman procedure for graph classification. In *Proceedings of the 36th International Conference on Machine Learning (ICML '19)*. 5448–5458.
- [34] Mei-Ling Shyu, Shu-Ching Chen, Kanoksri Sarinnapakorn, and LiWu Chang. 2003. A novel anomaly detection scheme based on principal component classifier. Technical Report. Miami Univ Coral Gables FL Dept of Electrical and Computer Engineering.
- [35] Lichao Sun, Ji Wang, Philip S. Yu, and Bo Li. 2018. Adversarial Attack and Defense on Graph Data: A Survey. *ArXiv abs/1812.10528* (2018).
- [36] Yiwei Sun, Suhang Wang, Xian-Feng Tang, Tsung-Yu Hsieh, and Vasant G Honavar. 2020. Adversarial Attacks on Graph Neural Networks via Node Injections: A Hierarchical Reinforcement Learning Approach. In *Proceedings of The Web Conference 2020 (WWW '20)*. 673–683.
- [37] Shuchang Tao, Qi Cao, Huawei Shen, Liang Hou, and Xueqi Cheng. 2021. Adversarial Immunization for Certifiable Robustness on Graphs. In *Proceedings of the 14th ACM International Conference on Web Search and Data Mining (Jerusalem, Israel) (WSDM'21)*. 9 pages.
- [38] Shuchang Tao, Qi Cao, Huawei Shen, Junjie Huang, Yunfan Wu, and Xueqi Cheng. 2021. Single Node Injection Attack against Graph Neural Networks. In *Proceedings of the 30th ACM International Conference on Information and Knowledge Management (CIKM '21)*. 1794–1803.
- [39] Petar Veličković, Guillem Cucurull, Arantxa Casanova, Adriana Romero, Pietro Liò, and Yoshua Bengio. 2018. Graph Attention Networks. In *International Conference on Learning Representations (ICLR '18)*.
- [40] Baoli Wang, Xinxin Fan, Quanliang Jing, Haining Tan, and Jingping Bi. 2021. AdvCGAN: An Elastic and Covert Adversarial Examples Generating Framework. In *2021 International Joint Conference on Neural Networks (IJCNN)*. IEEE, 1–8.
- [41] Jihong Wang, Minnan Luo, Fnu Suyu, Jundong Li, Zijiang Yang, and Qinghua Zheng. 2020. Scalable Attack on Graph Data by Injecting Vicious Nodes. *arXiv preprint arXiv:2004.13825* (2020).
- [42] Kuansan Wang, Zhihong Shen, Chiyuan Huang, Chieh-Han Wu, Yuxiao Dong, and Anshul Kanakia. 2020. Microsoft academic graph: When experts are not enough. *Quantitative Science Studies* 1, 1 (2020), 396–413.
- [43] Chaowei Xiao, Bo Li, Jun-Yan Zhu, Warren He, Mingyan Liu, and Dawn Song. 2018. Generating adversarial examples with adversarial networks. *arXiv preprint arXiv:1801.02610* (2018).
- [44] Bingbing Xu, Huawei Shen, Qi Cao, Keting Cen, and Xueqi Cheng. 2019. Graph convolutional networks using heat kernel for semi-supervised learning. In *Proceedings of the 28th International Joint Conference on Artificial Intelligence (IJCAI '19)*. 1928–1934.
- [45] Bingbing Xu, Huawei Shen, Qi Cao, Yunqi Qiu, and Xueqi Cheng. 2019. Graph Wavelet Neural Network. In *International Conference on Learning Representations (ICLR '19)*.
- [46] Keyulu Xu, Weihua Hu, J. Leskovec, and S. Jegelka. 2019. How Powerful are Graph Neural Networks?. In *International Conference on Learning Representations (ICLR '19)*.
- [47] Xiaojun Xu, Yue Yu, Bo Li, Le Song, Chengfeng Liu, and Carl Gunter. 2018. Characterizing malicious edges targeting on graph neural networks. (2018).
- [48] Hanqing Zeng, Hongkuan Zhou, Ajitesh Srivastava, Rajgopal Kannan, and Viktor Prasanna. 2020. GraphSAINT: Graph Sampling Based Inductive Learning Method. In *International Conference on Learning Representations (ICLR '20)*.
- [49] Richard Zhang, Phillip Isola, Alexei A. Efros, Eli Shechtman, and Oliver Wang. 2018. The Unreasonable Effectiveness of Deep Features as a Perceptual Metric. In *Proceedings of the IEEE conference on computer vision and pattern recognition (CVPR'18)*. 586–595.

- [50] Xiang Zhang and Marinka Zitnik. 2020. GNNGuard: Defending Graph Neural Networks against Adversarial Attacks. In *Proceedings of Neural Information Processing Systems (NeurIPS '20)*. 9263–9275.
- [51] Xin Zheng, Yixin Liu, Shirui Pan, Miao Zhang, Di Jin, and Philip S. Yu. 2022. Graph Neural Networks for Graphs with Heterophily: A Survey. *ArXiv abs/2202.07082* (2022).
- [52] Dingyuan Zhu, Ziwei Zhang, Peng Cui, and Wenwu Zhu. 2019. Robust Graph Convolutional Networks Against Adversarial Attacks. In *Proceedings of the 25th ACM SIGKDD International Conference on Knowledge Discovery & Data Mining (KDD '19)*. 1399–1407.
- [53] Jiong Zhu, Ryan A. Rossi, Anup Rao, Tung Mai, Nedim Lipka, Nesreen K. Ahmed, and Danai Koutra. 2021. Graph Neural Networks with Heterophily. In *Proceedings of the 33rd AAAI Conference on Artificial Intelligence (AAAI '21)*. 11168–11176.
- [54] Xu Zou, Qinkai Zheng, Yuxiao Dong, Xinyu Guan, Evgeny Kharlamov, Jialiang Lu, and Jie Tang. 2021. TDGLA: Effective Injection Attacks on Graph Neural Networks. In *Proceedings of the 27th ACM SIGKDD International Conference on Knowledge Discovery & Data Mining*. 2461–2471.
- [55] Daniel Zügner, Amir Akbarnejad, and Stephan Günnemann. 2018. Adversarial attacks on neural networks for graph data. In *Proceedings of the 24th ACM SIGKDD International Conference on Knowledge Discovery & Data Mining (KDD '18)*. 2847–2856.
- [56] Daniel Zügner and Stephan Günnemann. 2019. Adversarial Attacks on Graph Neural Networks via Meta Learning. In *International Conference on Learning Representations (ICLR '19)*.
- [57] Daniel Zügner and Stephan Günnemann. 2019. Certifiable Robustness and Robust Training for Graph Convolutional Networks. In *Proceedings of the 25th ACM SIGKDD International Conference on Knowledge Discovery & Data Mining (KDD '19)*. 246–256.

Algorithm 1 Training Process for ADIMA Framework

Require: original graph $G = (V, E, X)$, pre-trained representation model \mathcal{R} , pre-train surrogate model f

Ensure: imperceptible attack method \mathcal{G}

- 1: **for** number of training iterations **do**
- 2: **for** number of discriminator training steps **do**
- 3: Sample minibatch of targets $V_{\mathcal{D}}$ from original nodes V .
- 4: Generate $G' = (V \cup \hat{V}, E \cup \hat{E}, X \parallel \hat{X})$ by \mathcal{G} attacking $V_{\mathcal{D}}$
- 5: Sample minibatch of clean nodes v from V , and take the ego networks v^{ego}
- 6: Sample minibatch of injected nodes v from \hat{V} , and take the ego networks v^{ego}
- 7: Compute discriminator loss $\mathcal{L}_{\mathcal{D}}^{\text{GAN}}$ by Eq. 4
- 8: Compute gradient of \mathcal{D} and update \mathcal{D}
- 9: **end for**
- 10: Sample minibatch of targets $V_{\mathcal{G}}$ from original nodes V .
- 11: Generate $G' = (V \cup \hat{V}, E \cup \hat{E}, X \parallel \hat{X})$ by \mathcal{G} attacking $V_{\mathcal{G}}$
- 12: Sample minibatch of injected nodes v from \hat{V} , and take the ego networks v^{ego}
- 13: Compute imperceptibility loss $\mathcal{L}_{\mathcal{G}}^{\text{GAN}}$ by Eq. 5
- 14: Sample (u, v) in \hat{V} , compute diversity loss $\mathcal{L}_{\mathcal{G}}^{\text{div}}$ by Eq. 6
- 15: Compute attack loss $\mathcal{L}_{\mathcal{G}}^{\text{atk}}$ by Eq. 7
- 16: Compute overall loss $\mathcal{L}_{\mathcal{G}}$ by Eq. 8
- 17: Compute gradient of \mathcal{G} and update \mathcal{G}
- 18: **end for**

A MORE DETAILS OF ADIMA**A.1 Algorithm**

We describe the training procedure of ADIMA in Algorithm 1. For each iteration, we first train discriminator for several steps, and then train the attack generator once, following [14].

B MORE EXPERIMENTAL SETTINGS**B.1 Details of Datasets**

We list the details of datasets used in our experiments.

- *Reddit*. Each node represents a post, with word vectors as attributes and community as the label, while each edge represents the post-to-post relationship.
- *Ogbn-products*. A node represents a product sold on Amazon with the word vectors of product descriptions as attributes and the product category as the label, and edges between two products indicate that the products are purchased together.
- *Ogbn-arxiv*. Each node denotes a Computer Science (CS) arXiv paper indexed by [42] with attributes obtained by averaging the embeddings of words in papers' title and abstract. Each edge indicates the citation relationship, and the node label is the primary category of each arXiv paper.

Note that we limit the range of injected node features, and the budget of injected nodes and edges to ensure that the injected node satisfies the basic imperceptible constraints. Detailed statistics are summarized in Table 4.

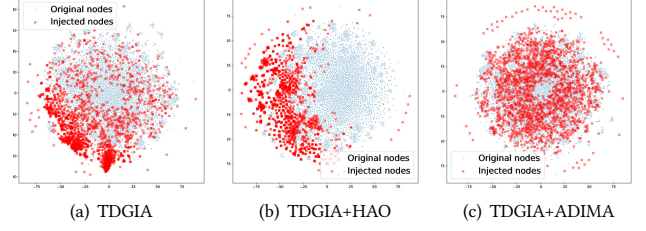


Figure 8: T-SNE visualizations of attributes of injected nodes (red) and original nodes (blue) on ogbn-products dataset.

B.2 Hyperparameters Settings

We implement all the attack methods with our ADIMA framework. In each dataset, we randomly choose 20% nodes as the target nodes and injected the same number of malicious nodes to perform the attack. For parametric G-NIA, we first train it on a part of non-target nodes, and then infer the injected nodes for the target nodes based on the trained model. Other methods are directly optimized and obtain the injected nodes for the target nodes. The attack method \mathcal{G} and discriminator \mathcal{D} are trained alternatively following GAN [14], i.e., we update the discriminator h steps and then optimize the generator 1 step to ensure the convergence. Note that, we stop updating discriminator \mathcal{D} when it could accurately classify 80% of nodes, even if \mathcal{D} has been optimized fewer than h steps. The representation model is pretrained on original node labels to generate $\mathcal{L}_{\mathcal{G}}^{\text{div}}$. Adam optimizer [24] is employed to train all the parameters. The overall training procedure is finished when both of misclassification rate and imperceptible indicator GraphFD (Section 5.2) are converged. We tune the hyper-parameters for each dataset from the following range: α over $\{0.1, 0.5, 1, 5\}$, β over $\{10^{-3}, 10^{-2}, 10^{-1}, 1\}$, and h over $\{1, 4, 10\}$, and learning rate over $\{10^{-3}, 10^{-2}, 10^{-1}\}$.

C MORE EXPERIMENTAL RESULTS**C.1 Visualization of Injected Features**

The visualizations of malicious features injected by TDGIA, TDGIA+HAO and TDGIA+ADIMA attack methods are shown in Figure 8.

C.2 Detection Performance

The accuracy and defense performance of five detection methods against TDGIA, TDGIA+HAO and TDGIA+ADIMA attacks on ogbn-products are illustrated in Figure 9.

C.3 Attack Performance on Vanilla GNN

Figure 5 shows that the attack performance on vanilla GCN without any defense or detection methods on three datasets.

C.4 Hyper-parameter Analysis

We analyze the influence of $\mathcal{L}_{\mathcal{G}}^{\text{GAN}}$ and $\mathcal{L}_{\mathcal{G}}^{\text{div}}$ on the imperceptibility and attack performance on ogbn-products. The attack performance refers to the average misclassification rate across all defense methods. The results are illustrated in Figure 10. To demonstrate the effectiveness of $\mathcal{L}_{\mathcal{G}}^{\text{GAN}}$ on the imperceptibility metric, we evaluate

Table 4: More Statistics of the datasets

Dataset	Feature dimension	Feature range	Injected feature range	Injected node budget	Injected edge budget
ogbn-products	100	[-74.70, 152.71]	[-20, 20]	2,099	3
reddit	602	[-22.89, 80.85]	[-20, 20]	2,001	7
ogbn-arxiv	128	[-1.39, 1.64]	[-1, 1]	33,869	14

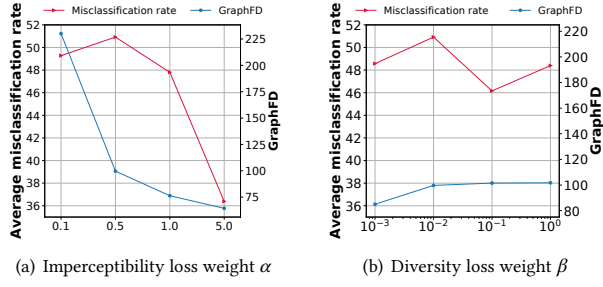


Figure 10: The influence of α and β on attack performance and imperceptibility on the ogbn-products. The red lines refer to the misclassification rate on the left ordinate, and the blue lines refer to GraphFD on the right ordinate.

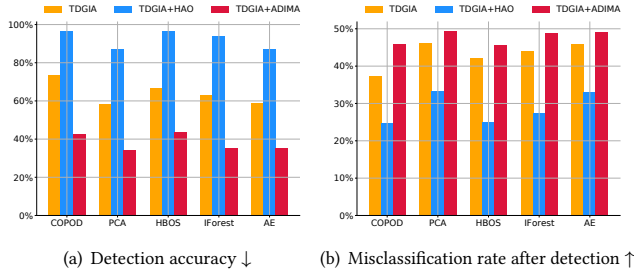


Figure 9: The detection and defense performance of five detection methods on TDGIA, TDGIA+HAO, and TDGIA+ADIMA: (a) Accuracy of detecting injected nodes. Smaller means better imperceptibility. (b) Misclassification rate of node classification task after detection filtering the injected nodes. Larger means better attack performance.

Table 5: Misclassification rate (%) of node injection attacks on GCN. Larger is better, and the largest one is bolded

	ogbn-products	reddit	ogbn-arxiv
Clean	21.01	8.15	28.49
G-NIA	99.95	99.85	98.81
+HAO	99.81	100.00	98.48
+ADIMA	76.66	63.82	45.48
TDGIA	93.95	99.80	79.36
+HAO	97.00	97.25	80.57
+ADIMA	52.74	42.63	49.02
PGD	97.52	99.80	99.93
+HAO	91.38	94.80	93.84
+ADIMA	90.52	57.92	53.12

the attack performance and GraphFD under different weights of α . We vary the α in $[0.3, 0.5, 0.8, 1.0]$. As shown in Figure 10 (a), the GraphFD can be consistently improved with the increases of α , which validates the effectiveness of $\mathcal{L}_{\mathcal{G}}^{\text{GAN}}$ on improving the imperceptibility of injected nodes. Inevitably, large α (e.g., $\alpha = 5.0$) leads to imperceptibility preservation dominating the attack task and therefore degrades the attack success rate. The best attack performance is achieved at $\alpha = 0.5$, which is a trade-off point between the strength of attack and imperceptibility. Similarly, we investigate the effect of $\mathcal{L}_{\mathcal{G}}^{\text{div}}$ on attack performance and diversity of injected malicious nodes. As shown in Figure 10 (b), we observe that the misclassification rate and GraphFD are not sensitive to β compared with α .