

Theory of the force of Friction Acting on Water Chains Flowing through Carbon Nanotubes

J. B. Sokoloff^{1,2} and A. W. C. Lau², 1. Northeastern University, Boston, MA 02115, 2. Florida Atlantic University, 777 Glades Rd, Boca Raton, FL 33431

A simple model for the friction experienced by the one dimensional water chains that flow through subnanometer diameter carbon nanotubes is studied. The model is based on a lowest order perturbation theory treatment of the friction experienced by the water chains due to the excitation of phonon and electron excitations in both the nanotube and the water chain, as a result of the motion of the chain. On the basis of this model, we are able to demonstrate that the observed flow velocities of water chains through carbon nanotubes of the order of cm/s can be accounted for, if the nanotube is metallic. If it is insulating, however, our calculations imply that the flow velocity of the water could be much larger for the pressure gradient in experimental studies of water flow through subnanometer diameter nanotubes.

I. Introduction

Molecular dynamics simulations show that water forms a one dimensional chain when it enters a sufficiently narrow carbon nanotube[1-11]. There is also experimental evidence for this[12]. Water also flows through aquaporins as water chains[13-17]. The observed flow velocity of water through subnanometer diameter nanotubes is several orders of magnitude larger than that predicted by solutions of the Navier Stokes equation with perfect stick boundary conditions at the nanotube wall[18-20]. Excellent illustrations of the geometry of the water chain are given in Ref. 9. Each water molecule is hydrogen bonded to the water molecule on either side of it in the chain. In a hydrogen bond, the hydrogen atom on the bond is closer to one of the two oxygen atoms connected by the bond. In the ground state, each oxygen has two, and only two, hydrogen atoms near it. One lies on its hydrogen bond with one of its nearest neighbor molecules in the chain and one does not form a bond. There are two types of possible defects in a water chain, uncharged and charged defects. A pair of charged defects is produced by moving a hydrogen atom on one hydrogen bond from one side of the bond to the other, resulting in a molecule with three hydrogen atoms (hydronium) and a neighboring molecule with only one hydrogen atom (a hydroxide ion). These are known as Bjerrum defects when they occur in ice, in which each water molecule is hydrogen bonded to four neighboring water molecules. There can also be a defect in which a molecule in the chain is bonded to its neighboring molecules by hydrogen bonds in which the hydrogens on the hydrogen bonds are either both close to the molecule or both close to one of its neighboring molecules. This type of defect has its dipole moment pointing perpendicular to the chain axis[9]. These defects have an energy of $8kcal / mole = 0.347eV = 13.9k_B T_{room}$, where k_B is Boltzmann's constant and T_{room} is room temperature. This implies that there are not likely to be that many of these defects excited at room temperature. The 1-d water chain is solid-like, but only over a finite distance, since 1-d solids do not have long-range order. The water chain is located in the center of the nanotube because the rotational entropy is maximized if it resides there, as illustrated in Appendix A. The fact that the chain flows through the center of the tube minimizes the friction acting on the chain,

resulting in low friction, and hence, high flow velocity. In the simulations of water flow through 8.1 \AA diameter nanotubes[1], the energy parameter ε in the Lennard-Jones interaction used in the simulations is equal to $0.0646 \text{ kcal/mole} = 0.0028 \text{ eV} = 0.112 k_B T_{\text{room}}$.

Presumably, the reason that water forms these one dimensional chains is that there is not enough room in the nanotube to accommodate bonding with additional water molecules that lie further from the symmetry axis of this nanotube. The total width of a 1-d chain is given by $b + 2b \cos(54.5^\circ)$, where b is the diameter of a water molecule (assuming that the water molecules are approximately spherical), since the angle between two hydrogen atoms belonging to a water molecule is about 109° . If we assume that the water molecules in bulk water are nearly close-packed, b is estimated to be 1.74 \AA , which gives a diameter for the 1-d chain of 3.76 \AA , compared with the tube diameter of 8.1 \AA . (In the experiments of Ref. [18], the tube diameter is only 7 nm .) If we were to add an additional water molecule to the chain so it is hydrogen bonded to the dangling hydrogen bonds on the chain's molecules, the added molecule will stick out an additional distance of $4b \sin(54.5^\circ)$. When this distance is added to the diameter of the chain, the total diameter becomes 10.56 \AA , which is larger than the 8.1 \AA diameter of the narrow tubes.

II. Friction Experienced by a Water Chain Flowing through a Nanotube

There are two mechanisms for the friction that acts on a water chain flowing in a carbon nanotube, friction due to electronic excitations and friction due to phonon excitations. The friction due to electronic excitations was discussed in Ref. [21,22]. It is proportional to the flow velocity of the chain. In this section, we will discuss mainly the friction due to phonon excitations, which we will see can be independent of or a decreasing function of the flow velocity.

The periodic part of the wall-water interaction can be approximated by the Steele potential[23], which is based on the Lennard-Jones interaction. The Steele treatment of the potential due to a 1-d chain of atoms interacting with an atom in the tube wall gives a periodic part of the potential due to the chain of the form

$$V(x, z) = \sum_Q W_Q(z) e^{iQx} \quad (1)$$

where Q is a reciprocal lattice vector of the chain, x is a distance along the chain and z is the distance from a molecule in the chain to the wall. The Fourier transform

$$W_Q(z) = a^{-1} 4\varepsilon \int_{-\infty}^{\infty} dx' e^{-iQx'} \left[\frac{\sigma^{12}}{(x'^2 + z^2)^6} - \frac{\sigma^6}{(x'^2 + z^2)^3} \right]. \quad (2)$$

By contour integration

$$I_n = \int_{-\infty}^{\infty} dx' e^{-iQx'} \frac{1}{(x'^2 + z^2)^n} = \frac{2\pi}{(n-1)!} \frac{d^{n-1}}{dx'^{n-1}} \left[\frac{e^{iQx'}}{(x' + iz)^n} \right]_{x'=iz}. \quad (3)$$

For $n=3$, we obtain

$$I_3 = \pi e^{-Qz} \left[\frac{Q^2}{8z^3} + \frac{3Q}{8z^4} - \frac{3}{8z^5} \right]. \quad (4)$$

Then, the in the limit of large values of Qz ,

$$W_Q(z) \approx \frac{\pi \sigma^6 Q^2 \varepsilon}{4az^3} e^{-Qz}, \quad (5)$$

and hence

$$V(x, z) \approx \sum_Q \frac{\pi \sigma^6 Q^2 \varepsilon}{4az^3} e^{-Qz} \cos(Qx). \quad (6)$$

Substituting $\sigma = 3.14A^\circ$, $Q = 3(A^\circ)^{-1}$, $a = 2A^\circ$, $z = 4A^\circ - (2A^\circ) \cos(54.5^\circ)$, we get $\varepsilon' = W_Q(z)$.

Therefore, the periodic force along the chain $-\partial V(x, z) / \partial x$ is proportional to $\sin(Qx)$. In the absence of defects, the net friction will be negligibly small because the periodicities of the wall and the water chain are incommensurate. The Lennard-Jones (LJ) interaction between the nanotube and the 1-d water is very weak, because the energy scale parameter ε in the interaction is only about 0.0028eV. For a metallic nanotube, there is also an electrical image interaction between the dipole moment of a water molecule and the nanotube which is shown in Appendix B to be about 0.00125eV. From Eq. (6), the time dependent force felt by the tube as the water moves through it is proportional to $\sin(x + Qvt)$.

Reference [24] uses a model for friction consisting of two crystals moving relative to each other with some disorder in the interaction between them. For the problem of a water chain moving in a nanotube, we will as a first approximation assume that the tube wall can be represented as a two dimensional solid, and the water chain will be represented by a potential exerting a force on the wall given by

$$F_{j_1 j_2} = -\partial V / \partial x = -\lambda_{j_1 j_2} \sin Q(x_{j_1 j_2} + vt) \quad (7)$$

where $x_{j_1 j_2}$ is the x component of the displacement of the atom in the wall located at the point $j_1 \vec{a}_1 + j_2 \vec{a}_2$, where \vec{a}_1, \vec{a}_2 are the primitive lattice vectors of the atoms in the inner wall of the nanotube. The displacement $x_{j_1 j_2}$ satisfies

$$x_{j_1 j_2} = - \sum_{j_1', j_2'} \int dt' G_{j_1 j_2, j_1' j_2'}(t - t') (\lambda_{j_1' j_2'} / m) \sin Q(x_{j_1' j_2'} + vt'), \quad (8)$$

where m is the mass of a carbon atom and where the Green's function

$$G_{j_1 j_2, j_1' j_2'}(t - t') = (N_1 N_2)^{-1} \sum_{\vec{k}, \alpha} \int d\omega \frac{e^{i\vec{k} \cdot (\vec{j} - \vec{j}')a} e^{-i\omega(t - t')}}{-\omega^2 + \omega_\alpha^2(\vec{k}) + i\gamma\omega} \quad (9)$$

where N_1 and N_2 are the number of values of j_1, j_2 , $\vec{j} = (j_1, j_2)$, $\omega_\alpha(\vec{k})$ is the dispersion relation of the α^{th} phonon mode of wave vector \vec{k} and γ is its inverse lifetime[24]. Replacing

$x_{j_1 j_2}$ by its equilibrium value $x_{j_1 j_2}^0$ in the argument of the sine function and averaging over the values of $\lambda_{j_1 j_2}$, we obtain for the contribution to the average force of friction acting on the nanotube wall due to the excitation of phonons in the nanotube F_{av1} ,

$$\begin{aligned} F_{av1}v &= -T_m^{-1} \int_0^{T_m} dt' \sum_{j_1 j_2} \left\langle \lambda_{j_1 j_2} \sin Q(x_{j_1 j_2} + vt) \dot{x}_{j_1 j_2} \right\rangle \\ &= -T_m^{-1} \int_0^{T_m} dt \sum_{j_1 j_2} \left\langle \lambda_{j_1 j_2} \sin Q(x_{j_1 j_2} + vt) \sum_{j_1', j_2'} \int dt' \dot{G}_{j_1 j_2, j_1', j_2'}(t-t') (\lambda_{j_1' j_2'} / m) \sin Q(x_{j_1' j_2'} + vt') \right\rangle \end{aligned} \quad (10)$$

with T_m , the time over which the friction force is averaged and $\langle \dots \rangle$ signifies the average over the values of $\lambda_{j_1 j_2}$ on the chain. Eq. (10) becomes on performing the average over $\lambda_{j_1 j_2}$

$$F_{av1}v = \frac{N_c \lambda_0^2}{m N_1 N_2} \sum_{\vec{k}, \alpha} \frac{\gamma Q^2 v^2}{(Q^2 v^2 - \omega_\alpha^2(\vec{k}))^2 + \gamma^2 Q^2 v^2} T_m^{-1} \int_0^{T_m} dt \sin^2(Qvt + x_{j_1 j_2}^0), \quad (11)$$

where $\lambda_0 = \langle (\lambda_{j_1 j_2} - \langle \lambda_{j_1 j_2} \rangle)^2 \rangle^{1/2}$, where N_c is the number of molecules in the chain. For large T_m ,

$$F_{av1} = \frac{N_c \lambda_0^2}{2m N_1 N_2} \sum_{\vec{k}, \alpha} \frac{\gamma Q^2 v}{(Q^2 v^2 - \omega_\alpha^2(\vec{k}))^2 + \gamma^2 Q^2 v^2}. \quad (12)$$

Since the driving frequency due to the sliding water chain Qv is much smaller than the Debye frequency of the nanotube wall, only acoustic modes are excited, and hence, we can set $\omega_\alpha(\vec{k}) = ck$ (for simplicity taking the phonon velocity c of the three acoustic phonon modes to be equal), and hence, we have

$$F_{av1} = \frac{N_c \lambda_0^2}{2m} \frac{2\pi(2)}{(2\pi)^2} \Omega \int_0^{\omega_D/c} k dk \frac{\gamma Q^2 v}{(Q^2 v^2 - c^2 k^2)^2 + \gamma^2 Q^2 v^2}, \quad (13)$$

where Ω is the unit cell area of the innermost nanotube and (2) represents the number of acoustic modes. Performing the integral, we obtain

$$F_{av1} = \frac{N_c \lambda_0^2}{4\pi m} \frac{Q\Omega}{c^2} \left[\arctan\left(\frac{\omega_D^2 - Q^2 v^2}{\gamma Q v}\right) + \arctan\left(\frac{Qv}{\gamma}\right) \right] \approx \frac{N_c \lambda_0^2 a}{8mc^2}. \quad (14)$$

since the Debye frequency $\omega_D \gg Qv, \gamma$ and since $\Omega \approx a^2$, where a is of the order of the lattice constant of the nanotube. The smallest water chain reciprocal lattice vector $Q \approx 2\pi/b$ and let us use $\lambda_0 \approx \varepsilon'/b$, with $a = b = 2 \times 10^{-10} m$, for simplicity, $\varepsilon' = 2.18 \times 10^{-24} J$, and $m = 12(1.66 \times 10^{-27} kg) = 1.99 \times 10^{-26} kg$. Therefore,

$$F_{av1} \approx \frac{N_c \varepsilon^2 a}{8mc^2 b^2} \approx 1.49 \times 10^{-16} N, \quad (15)$$

where we assumed that $N_c \approx 10^5$. The reason for this assumption is that the spacing between water molecules along the chain is $2b \sin 54.5^\circ = 3.26A^\circ$ for $b = 2A^\circ$. Then, for a 100 micron length nanotube (assuming that the water chains in Majumder's experiment[18] are of the order of the nanotube lengths, which are between 34 and 126 microns long, as shown in table S1 of the supplementary material for Ref. 18), the number of water molecules in the chain is 0.259×10^6 . Thus, we expect that $N_c \approx 10^5$. If the randomness comes from the point defects on the chain, the friction will be "dry" (i.e., velocity independent) friction, if the nanotube wall can be considered to behave as a two dimensional wall, as we have been assuming. Our treatment of the tube wall as a two dimensional solid is only correct if the phonon mean free path in the nanotube is smaller than the tube circumference, because then, the phonons cannot tell that the circumference is finite. Note that unlike the usual solution of the Navier-Stokes equation with perfect stick boundary conditions, which gives a force of friction proportional to the flow velocity, we get "dry friction." If the mean free path is larger than the circumference, however, the tube behaves as a one dimensional system, and as we shall see, the friction for a one dimensional system is proportional to $(Qv)^{-1/2}$. The contribution to the friction from phonon excitations in the water chain due to its interaction with the nanotube is given by

$$F_{av2} = \frac{N_c \lambda_0^2}{mc} \frac{b}{2\pi} QI, \quad (16)$$

where

$$I = \int_{-\omega_D}^{\omega_D} cdk \frac{\gamma Qv}{(c^2 k^2 - v^2 Q^2)^2 + \gamma^2 v^2 Q^2} \quad (17)$$

$$I = \int_{-\omega_D}^{\omega_D} cdk \frac{\gamma Qv}{(c^2 k^2 - Q^2 v^2)^2 + \gamma^2 Q^2 v^2} = \frac{1}{2i} \int_{-\omega_D/c}^{\omega_D/c} cdk \left[\frac{1}{c^2 k^2 - Q^2 v^2 - i\gamma Qv} - \frac{1}{c^2 k^2 - Q^2 v^2 + i\gamma Qv} \right]. \quad (18)$$

Since it is a good approximation to replace ω_D by infinity, we can perform the integral over k by contour integration. Setting $\omega' = ck$, the above integral becomes

$$I = \frac{1}{2i} \int_{-\infty}^{\infty} d\omega' \left[\frac{1}{(\omega' - r_1)(\omega' - r_2)} - \frac{1}{(\omega' - r_3)(\omega' - r_4)} \right] = \frac{1}{4i} \int_{-\infty}^{\infty} d\omega' \left[\frac{1}{r_1 - r_2} \left(\frac{1}{\omega' - r_1} - \frac{1}{\omega' - r_2} \right) - \frac{1}{r_3 - r_4} \left(\frac{1}{\omega' - r_3} - \frac{1}{\omega' - r_4} \right) \right] \quad (19)$$

where the poles of the integrand are located at $\omega' =$

$$r_1 = re^{i\theta/2}, r_2 = re^{i(\theta/2+i\pi)} = -re^{i\theta/2}, r_3 = re^{-i\theta/2}, r_4 = re^{i(-\theta/2+i\pi)} = -re^{-i\theta/2}, \text{ where}$$

$r = (Q^4 v^4 + \gamma^2 Q^2 v^2)^{1/4}$, $\theta = \arctan(\gamma / Qv)$. Let us close the contour in the upper half plane. Then, since the poles r_1, r_4 lie in the upper half plane, we obtain

$$I = \frac{\pi}{(2)^{1/2} (Q^4 v^4 + \gamma^2 Q^2 v^2)^{1/4}} \left[1 + \frac{Q|v|}{(v^2 Q^2 + \gamma^2)^{1/2}} \right]^{1/2} \approx \frac{\pi}{(2)^{1/2} \gamma^{1/2} Q^{1/2} v^{1/2}} . \quad (20)$$

For small v , we get

$$F_{av2} \approx \frac{N_c \lambda_0^2}{m} \frac{b}{2} Q \frac{1}{(2)^{1/2} c \gamma^{1/2} Q^{1/2} v^{1/2}} = \frac{N_c \varepsilon^2}{m} \frac{b Q^{1/2}}{2 \cdot 2^{1/2} a^2 c \gamma^{1/2} v^{1/2}} = \frac{\alpha}{v^{1/2}} , \quad (21)$$

where $\alpha = 4.22 \times 10^{-12} N(m/s)^{1/2}$ for the values of $m, \varepsilon, Q, b, c, \gamma$ given above Eq. (15). If the nanotube behaves as a one dimensional solid, the contribution to the friction due to phonons excited in the nanotube due to its interaction with the water chain will also have this form, instead of that of Eq. (15). The pressure difference across the nanotubes in Majumder's experiment[18] was 1 atm . Then, the total force applied to the chain is given by

$F = \pi R^2 \Delta P = \pi (0.4 \times 10^{-9} m)^2 (10^5 Pa) = 0.502 \times 10^{-13} N$, where ΔP is the pressure difference across the tube.

Strictly speaking the lowest order perturbation theory treatment of the contribution to the friction due to phonons excited in the water chain will break down when

$$b^2 \ll N^{-1} \sum_j T_m^{-1} \int_0^{T_m} dt \langle x_j^2(t) \rangle , \quad (22)$$

where N is the number of molecules in the chain and where

$$x_j(t) \approx m^{-1} \sum_{j'} \lambda_{j'} \int_{-\infty}^{\infty} dt' G_{jj'}(t-t') \sin G[v t' + x_{j'}^0(t')], \quad (23)$$

where G is the smallest reciprocal lattice vector of the nanotube, or

$$x_j(t) = m^{-1} N^{-1} \sum_{j'} \lambda_{j'} \sum_{\vec{k}, \alpha} e^{i \vec{k} \cdot \vec{r}_j(t) - i \vec{k} \cdot \vec{r}_{j'}(t)} \text{Im} \frac{e^{i G v t}}{\omega_{\alpha}^2(k) - G^2 v^2 - i \gamma G v} \quad (24)$$

where N is the number of atoms in the chain. Then,

$$N^{-1} \sum_j T_m^{-1} \int_0^{T_m} dt \langle x_j^2(t) \rangle = (1/2) \lambda_0^2 \frac{b}{2 \pi m^2 c} I \approx \lambda_0^2 \frac{b}{2 \pi m^2} \frac{\pi}{(2)^{1/2} c \gamma^{3/2} G^{3/2} v^{3/2}} , \quad (25)$$

where I is the integral given in Eq. (17). Eq. (25) shows that the inequality in Eq. (22) holds for

$$v^{3/2} \gg \frac{1}{(2)^{1/2}} \frac{b}{2c} \frac{\lambda_0^2}{\gamma^{3/2} G^{3/2} m^2 b^2} = \frac{\varepsilon^2}{2 \cdot 2^{1/2} c b a^2 \gamma^{3/2} G^{3/2} m^2} . \quad (26)$$

For example, we saw above that $\lambda_0 \approx \varepsilon'/a$, if the Lennard-Jones interaction dominates over the electrical image interaction. Since there is only short range order in one dimension, the phonon wave functions are localized within a region whose length is known as the localization length ℓ , which is of

the order of the phonon mean free path [25]. Since γ^{-1} is the lifetime of a phonon, the mean free path is equal to $c / \gamma = \ell$, and hence, $\gamma = c / \ell$. Then, let us use the following values for the parameters:

$\varepsilon' = 2.18 \times 10^{-24} J$, $b = 2 \times 10^{-10} m$, $c = 10^4 m / s$, $\gamma = 10^{10} s^{-1}$, $\lambda_0 = \varepsilon' / a$. The value chosen for γ corresponds to a $\ell = 10^{-6} m$, a reasonable value for the localization length. Substituting in Eq. (22), we find that lowest order perturbation theory is valid for $v \gg 0.561 m / s$.

Motion of the Water Chain Under an Applied Pressure

In order to determine the mean velocity as a function of the applied force F due to the pressure gradient, determined above Eq. (22), we can use the following Langevin equation[26,27]:

$$M \frac{dv}{dt} = -\Delta \text{sign}(v) - \text{sign}(v) \alpha / |v|^{1/2} - \gamma' v - \gamma'_e v + F + g \xi(t) \quad (27)$$

where $\Delta = F_{av1}$ and M is the mass of the water chain. The term $-\gamma' v$ represents damping due to the interaction of the chain with thermal vibrations of the nanotube and the interaction of the nanotube with the thermal vibrations of the chain[28]. The term $-\gamma'_e v$, represents the contribution to the friction coefficient of the nanotube wall due to intraband excitation of electrons [21,22 (Appendix A)]. For a 30nm radius semiconductor nanotube $\lambda_e = 1.74 Ns / m^3$.

This would give $\gamma'_e = \lambda_e (2\pi RL) = 4.37 \times 10^{-16} Ns / m$ for a tube of radius $R=0.4nm$ and length $L=100nm$. It is shown in Appendix C, however, that since the nanotube band gap is inversely proportional to the tube radius, the number of conduction band electrons for a 0.4nm radius nanotube will be several orders of magnitude smaller than that for a 30nm radius tube.

Consequently, γ'_e will be many orders of magnitude smaller than the above value for a 30nm nanotube. If the nanotube is metallic, however, it is shown in Appendix C that γ'_e can be a factor of 1,000 larger. The nanotubes with a small enough inner radius to result in water forming chains are either single walled tubes or multiwalled tubes with negligible coupling between the tubes. Because of the small diameters of the nanotubes used in the experiments reported in Ref. 18, single particle electron excitations should adequately describe the friction due to electron excitations[29].

The Fokker-Planck equation corresponding to Eq. (27) is [26,27]

$$\frac{dP(v,t)}{dt} = \frac{\partial}{\partial v} \left[\frac{\Delta}{M} \text{sign}(v) + \alpha / |v|^{1/2} \text{sign}(v) - \frac{F}{M} + \frac{(\gamma' + \gamma'_e)v}{M} + \frac{g^2}{2M^2} \frac{\partial}{\partial v} \right] P(v,t), \quad (28)$$

where $P(v,t)$ is the probability distribution of the velocity. We will chose $g^2 = 2k_B T \gamma'$, so that for when $\alpha = \Delta = F = \gamma'_e = 0$, $\langle v^2 \rangle = 2k_B T / M$, the thermal average value given by Boltzmann statistics. The solution to Eq. (28) is

$$P(v,t) = Z^{-1} \exp \left[\frac{-\tau' |v| \Delta - 2\tau' \alpha |v|^{1/2} + Fv\tau' - (1+r)(1/2)Mv^2}{k_B T} \right], \quad (29)$$

where $\tau' = M / \gamma'$, $r = \tau' / \tau'_e$ and $Z = \int_{-\infty}^{\infty} dv P(v, t)$. Introducing the following dimensionless quantities: $\bar{v} = v / v_T$, $\bar{\Delta} = \tau' v_T \Delta / (k_B T)$, $\bar{F} = \tau' v_T F / (k_B T)$, $\bar{\alpha} = 2 \tau' v_T^{1/2} \alpha / (k_B T)$, where $v_T = (2 k_B T / M)^{1/2}$,

$$P(v, t) = Z^{-1} \exp \left[-|\bar{v}| \bar{\Delta} - \bar{\alpha} |\bar{v}|^{1/2} + \bar{F} \bar{v} - (1+r) \bar{v}^2 \right], \quad (30)$$

from which we find

$$\langle \bar{v} \rangle = 2 Z^{-1} v_T \int_0^{\infty} d\bar{v} \bar{v} \sinh(\bar{F} \bar{v}) \exp \left(-\bar{v} \bar{\Delta} - (1+r) \bar{v}^2 - \bar{\alpha} \bar{v}^{1/2} \right), \quad (31)$$

with

$$Z = 2 v_T \int_0^{\infty} d\bar{v} \cosh(\bar{F} \bar{v}) \exp \left(-\bar{v} \bar{\Delta} - (1+r) \bar{v}^2 - \bar{\alpha} \bar{v}^{1/2} \right). \quad (32)$$

Let us first consider some results for insulating nanotubes, for which $r=0$.

When \bar{F} exceeds the two contributions from the excitation of phonons, the $-\gamma' v$ friction dominates, leading to

$$\bar{v} \approx (1/2) \bar{F} \quad (33)$$

or

$$v / v_T \approx \frac{\tau' v_T F}{2 k_B T} \quad (34)$$

which is equivalent to the expected result

$$v \approx \frac{\tau'}{M} F = \frac{F}{\gamma'}. \quad (35)$$

For the value of $\Delta = F_{av1}$ given in Eq. (15) and α under Eq. (21), $\bar{\Delta} = 2.24 \times 10^{-4}$, $\bar{\alpha} = 13.4$ for $\tau' = 9.1 \times 10^{-9} s$, which from Eqs. (31) and (32) gives:

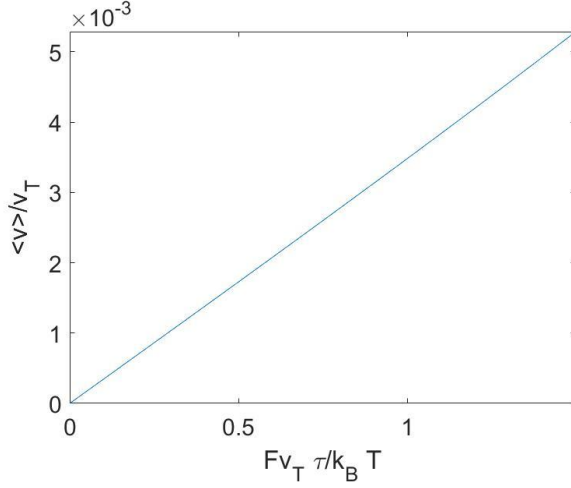


Figure 1: The dimensionless quantity \bar{v} is plotted as a function of the dimensionless quantity \bar{F} for the range $0 < \bar{F} < 1.50$, for $\bar{\Delta} = 2.24 \times 10^{-4}$, $\bar{\alpha} = 13.4$.

and for larger \bar{F} values:

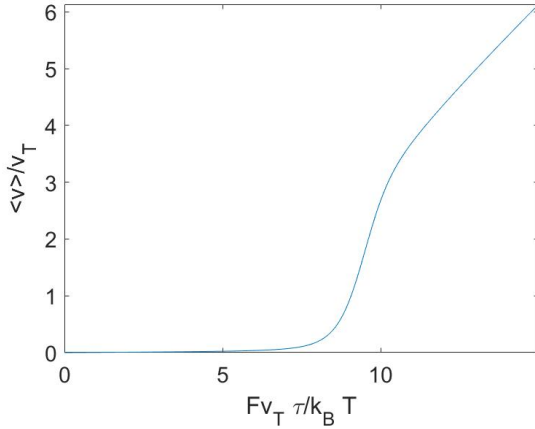


Figure 2: The dimensionless quantity \bar{v} is plotted as a function of the dimensionless quantity \bar{F} for the range $0 < \bar{F} < 15.0$, for $\bar{\Delta} = 2.24 \times 10^{-4}$, $\bar{\alpha} = 13.4$.

From Fig. 2, we see that for $\bar{F} = 8$, v is approximately equal to v_T (comparable to the experimental values reported in Ref. 1). This value of \bar{F} corresponds to $F = 5.32 \times 10^{-12} N$, which is about two orders of magnitude larger than our estimate of $0.502 \times 10^{-13} N$ for F above Eq. (22). Although $\bar{\Delta}$ was included in these calculations for completeness, it makes a negligible contribution to the v vs. F curves.

The result of the same calculation for τ' 2.5 times as large is:

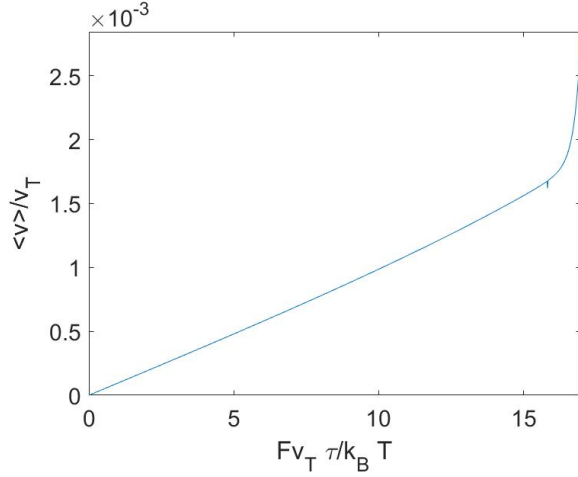


Figure 3: The dimensionless quantity \bar{v} is plotted as a function of the dimensionless quantity \bar{F} for the range $0 < \bar{F} < 17$, for $\bar{\Delta} = 5.6 \times 10^{-4}$, $\bar{\alpha} = 33.5$.

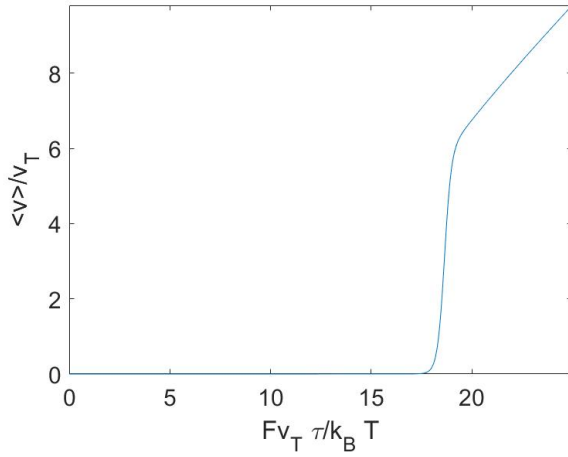


Figure 4: The dimensionless quantity \bar{v} is plotted as a function of the dimensionless quantity \bar{F} for the range $0 < \bar{F} < 25$, for $\bar{\Delta} = 5.6 \times 10^{-4}$, $\bar{\alpha} = 33.5$.

Since the damping constant in the viscous friction term $\gamma' = M / \tau'$, increasing τ' reduces the viscous damping. We can see from the above figure that $\langle v \rangle = v_T$ when $\bar{F} = 18$, which corresponds to $F = 4.78 \times 10^{-12} N$, or it is still 2 orders of magnitude larger than my estimate above.

If we double this value of τ' , we get

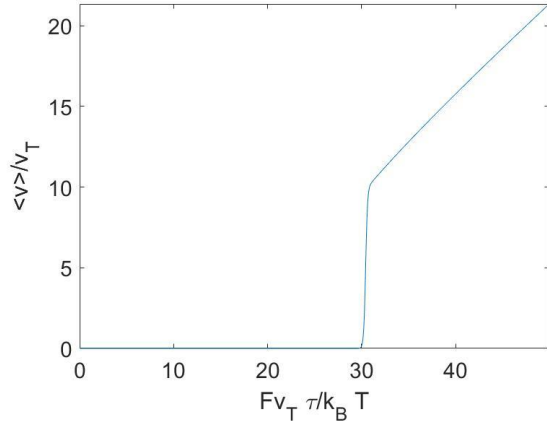


Figure 5: The dimensionless quantity \bar{v} is plotted as a function of the dimensionless quantity \bar{F} for the range $0 < \bar{F} < 45$, for $\bar{\Delta} = 5.6 \times 10^{-4}$, $\bar{\alpha} = 67$

In this case, $v = v_T$ for $\bar{F} = 30$, which corresponds to $F = 3.98 \times 10^{-12} N$. The fact that these calculations show that F is a couple of orders of magnitude larger than our estimate of the force due to the applied pressure above Eq. (22) implies that the friction due to phonon excitations is not large enough to account for the observed water flow velocity reported in Ref. 1.

The singularity at $v=0$ in the friction force proportional to $|v|^{-1/2}$ should go away if we were to carry out the perturbation treatment to higher order in λ_0 . Since the singularity is integrable, however, it did not prevent us from calculating $\langle v \rangle$. A reasonable interpretation of the values of $\langle v \rangle$ that we obtained from the solution of the Fokker-Planck equation is that since we have a distribution of chain velocities, there is a distribution of nonzero initial chain velocities. When the initial velocity is not too small, the friction acting on the chain will not be large. Consequently, there will be a nonzero average velocities along \bar{F} for any value of \bar{F} .

III. Conclusions

A simple model for the friction experienced by the one dimensional water chains that flow through subnanometer diameter carbon nanotubes is studied. The model is based on a lowest order perturbation theory treatment of the friction experienced by the water chains due to phonon and electron excitations in both the nanotube and the water chain, as a result of the motion of the water chain. Since the water chain is a one-dimensional material and the nanotube can be either a one-dimensional or two dimensional material, the friction due to phonon excitations can be either independent of the flow velocity or a decreasing function of the flow velocity. Our calculations based on this model indicate that if the parameters that we used to calculate the friction experienced by the water chain due to phonon excitations in Eqs. (15), (21), which were the ones used in molecular dynamics simulations, are of the correct order of magnitude, the friction due to phonon excitations appears to be too small to account for the water flow velocity reported in Ref. 18. This implies that the nanotubes used in the experiments reported in Ref. 18 must be metallic, since we have argued that the friction due to electronic excitations can be considerably larger in metallic than in insulating nanotubes. It also suggests that if the experiments of Ref. 18 were repeated for insulating nanotubes, the flow velocity would

be much larger. Ref. 30 reports relatively rapid flow of water through nanoscale capillaries with graphene walls, and Ref. 31 reports molecular dynamics and continuum model calculations to explain the results reported in Ref. 30. A model for dry friction like that in section II of this article could also be formulated for the experiments reported in Ref. 30.

Appendix A: An Estimate of the Rotational Free Energy of a Water Chain

What keeps the water chains in the middle of the nanotube is believed to be the free energy contribution due to the rotational entropy of the chain. This can be estimated from

$$f_r = -k_B T \ln Z, \quad (\text{A1})$$

where f_r is the contribution to the free energy from the rotational motion of the chain and the partition function Z is given by

$$Z = \sum_{\ell=0}^{\infty} \exp[-\ell(\ell+1)\hbar^2 / (2Ik_B T)], \quad (\text{A2})$$

with the moment of inertia $I \approx MR^2$, where R is the mean radius of the chain. Substituting the parameters for the water chain, we get

$$Z = \sum_{\ell=1}^{\infty} \exp[-(1.93 \times 10^{-9})\ell(\ell+1)] \approx (2.28 \times 10^4) \int_0^{\infty} dx e^{-x^2} = 2.02 \times 10^4 \quad (\text{A3})$$

where $x = 4.39 \times 10^{-5} \ell$, which gives $f_r = -0.248 eV$. Since f_r is large compared to $k_B T$, it is clear that the chain should stay in the middle of the nanotube, which will minimize its interaction with nanotube wall, which would suppress its rotation.

Appendix B: Estimate of the electrical image potential force acting between the water chain and the carbon nanotube

If the dipole moment of a water molecule points along the chain, it is given by $\vec{p} = p\hat{x}$. Its electrical potential is given by

$$V = \frac{1}{4\pi\epsilon_0} \frac{px}{[x^2 + (z - z_0)^2]^{3/2}}, \quad (\text{B1})$$

where z_0 is its distance from the tube wall. Then the electrical image potential which must be added to this potential so that the resulting total potential vanishes at the wall (i.e., at $z=0$) is given by

$$V_i = -\frac{1}{4\pi\epsilon_0} \frac{px}{[x^2 + (z + z_0)^2]^{3/2}}. \quad (\text{B2})$$

Then, the electrical image potential acting on the water molecule is given by

$$p \frac{\partial V_i}{\partial x} \Big|_{x=0, z=z_0} = -\frac{1}{32\pi\epsilon_0} \frac{p^2}{z_0^3} = -0.00125 eV \quad (\text{B3})$$

for p = the dipole moment of a water molecule and $z_0 = 3 \times 10^{-10} m$.

Appendix C: Calculation of γ' for a metallic nanotube

In Refs. [21,22], the expression for the friction coefficient λ for a semiconducting nanotube is proportional to the integral

$$\sum_{\alpha} \sum_{\pm} \int_{-\infty}^{\infty} dk_i dk_f \frac{\hbar^2 (k_f^2 - k_i^2)}{2m_{\alpha}} \delta \left[\frac{\hbar^2 (k_f^2 - k_i^2)}{2m_{\alpha}} \pm \hbar v Q_x \right] \left[\exp \left(\frac{\mu - g_{\alpha} - \hbar^2 k_i^2}{k_B T} \right) - \exp \left(\frac{\mu - g_{\alpha} - \hbar^2 k_f^2}{k_B T} \right) \right] \quad (C1)$$

with $\mu \approx 0$, where m_{α} is the effective mass in the α^{th} band and g_{α} is the lowest energy of the α^{th} band. It is shown in Ref. [21] that this integral is equal to

$$\sum_{\alpha} I \frac{2m_{\alpha} v^2 Q_x^2}{k_B T} \exp \left(\frac{-g_{\alpha}}{k_B T} \right) \quad (C2)$$

where I is a dimensionless integral defined in Ref. [21]. For small radius nanotubes the $\alpha = 1$ dominates. For a metallic nanotube, Eq. (C1) is replaced by

$$\sum_{\alpha} \sum_{\pm} \int_{-\infty}^{\infty} dk_i dk_f \frac{\hbar^2 (k_f^2 - k_i^2)}{2m_0} \delta \left[\frac{\hbar^2 (k_f^2 - k_i^2)}{2m_0} \pm \hbar v Q_x \right] \left[f(\hbar^2 k_i^2 / 2m_0) - f(\hbar^2 k_f^2 / 2m_0) \right] \quad (C3)$$

where

$$f(x) = \frac{1}{1 + \exp \left(\frac{x - \mu}{k_B T} \right)} \quad (C4)$$

with $\mu \approx \varepsilon_F$, which to a good approximation can be treated as a step function. Eq. (C3) is easily shown to be equal to

$$\frac{m_0^2 Q_x^2 v^2}{\hbar^2 k_F^2}. \quad (C5)$$

In order to get the friction coefficient for a metallic nanotube, we multiply the value of λ in Appendix A of Ref. [22] by the ratio of Eq. (C5) to Eq. (C2), which is equal to $(3/8)(k_B T / \varepsilon_F) \exp(g_0 / k_B T)$.

Acknowledgements:

I thank Alex Noy for discussions useful that I had with him, and in particular for pointing out to me the likely role of rotational entropy of the water chain in keeping it in the center of the nanotube.

References

1. G. Hummer, J. C. Rasaiah and J. P. Noworyta, *Nature* 414, 188 (2001)..
2. A. Waghe, J. C. Rasaiah and G. Hummer, *J. Chem. Phys.* 117, 10789 (2002).
3. D. Chandler, C. Dellago and P. Geissler, *Nature Chemistry* 4, 245 (2012).
4. J. C. Rasaiah, S. Gerde and G. Hummer, *Ann Rev. Phys. Chem.* 59, 713 (2008).
5. S. Vaitheeswaran, J. C. Rasaiah and G. Hummer, *J. Chem. Phys.* 121, 7955 (2004).
6. J. Kofinger and C. Dellago, *New Journal of Physics* 12, 093044 (2010).
7. J. Kofinger, G. Hummer and C. Dellago, *J. Chem. Phys.* 130, 154110 (2009).
8. J. Kofinger and C. Dellago, *Phys. Rev. B* 82, 205416 (2010).
9. J. Kofinger, G. Hummer and C. Dellago, *Phys. Chem. Chem. Phys.* 13, 15403 (2011).
10. J. Kofinger and C. Dellago, *Phys. Rev. Lett.* 103, 080601 (2009).
11. J. Kofinger, G. Hummer and C. Dellago, *Proc. National Academy of Science (USA)* 105, 13218 (2008).
12. C. Cambre, B. Schoeters, S. Luyckx, E. Goovaerts and W. Wenseleers, *Phys. Rev. Lett.* 104, 207401 (2010).
13. B. Hille, *Ion Channels of Excitable Membranes*, 3rd ed. (Sinauer Associates, Inc., Sunderland, 2001).
14. F. Zhu and K. Schulten, *Biophys. J.* 85, 236 (2003).
15. B. Hille, *Ionic Channels of Excitable Membranes* (Sinauer, Sunderland, Massachusetts, 1984).
16. B. L. de Groot and H. Grubmüller, *Science* 294, 2353 (2001).
17. E. Tajkhorshid, P. Nollert, M. O. Jensen, L. J. W. Miercke, J. O'Connell, R. M. Stroud and K. Schulten, *Science* 296, 525 (2002).
18. M. Majumder, N. Chopra, R. Andrews and B. Hinds, *Nature* 438, 44 (2005).
19. Jason K. Holt, Hyung Gyu Park, Yinmin Wang, Michael Stadermann, Alexander B. Artyukhin, Costas P. Grigoropoulos, Aleksandr Noy, Olgica Bakajin, *Science* 312, 1034 (2006).
20. Ramya H. Tunuguntla, Robert Y. Henley, Yun-Chiao Yao, Tuan Anh Pham, Meni Wanunu, Aleksandr Noy, *Science* 357, 792–796 (2017).
21. J. B. Sokoloff, *Phys. Rev. E* 97, 033107 (2018).
22. J. B. Sokoloff, *Phys. Ref. E* 100, 023112 (2019).
23. W. Steele, *Surf. Sci.* 36, 317 (1973).
24. J. B. Sokoloff, *Phys. Rev. B* 42, 760 (1990).
25. J. Jackle, *Solid State Comm.* 39, 1261 (1981).

26. H. Risken, "The Fokker-Planck Equation: Methods of Solution and Application (Springer-Verlag, Berlin, 1989).
27. L. E. Reichl, "A Modern Course in Statistical Physics," (John Wiley and Sons, New York, 1989), chapter 5.
28. A. I. Volokitin, Archiv, Cond. Mat. 2112.13752.
29. N. Kavokine, M. L. Bocquet and L. Bocquet, Nature 6002, 84 (2022).