

LATENT PROPERTIES OF LIFELONG LEARNING SYSTEMS

Corban Rivera, Chace Ashcraft, Alexander New, James Schmidt, Gautam Vallabha

Intelligent Systems Center
 Johns Hopkins Applied Physics Lab
 {corban.rivera}@jhuapl.edu

ABSTRACT

Creating artificial intelligence (AI) systems capable of demonstrating lifelong learning is a fundamental challenge, and many approaches and metrics have been proposed to analyze algorithmic properties. However, for existing lifelong learning metrics, algorithmic contributions are confounded by task and scenario structure. To mitigate this issue, we introduce an algorithm-agnostic explainable surrogate-modeling approach to estimate latent properties of lifelong learning algorithms. We validate the approach for estimating these properties via experiments on synthetic data. To validate the structure of the surrogate model, we analyze real performance data from a collection of popular lifelong learning approaches and baselines adapted for lifelong classification and lifelong reinforcement learning.

1 INTRODUCTION

Inspired by the way that humans acquire new skills sequentially and improve over time, lifelong or continual learning (Chen & Liu (2018); Silver et al. (2013)) describes the goal of enabling AI systems to learn tasks sequentially over time while improving performance on both previous and future tasks. Lifelong learning has received much attention in the AI community, and many algorithms have been proposed for both supervised (Delange et al. (2021)) and reinforcement learning (Khetarpal et al. (2020)). We include additional review of lifelong learning approaches in Appendix A.2. A key challenge, apart from the learning algorithm itself, is the assessment of the learner: how well it works, where it fails, and what factors influence its success or failure. Many existing approaches focus on defining continual learning metrics, such as *forgetting*, *backward transfer*, and *forward transfer* (Díaz-Rodríguez et al. (2018); Powers et al. (2021)); recently a suite of metrics for continual learning has been proposed New et al. (2022). However, a metric such as forward transfer confounds three factors: the relationship between the tasks to be learned, the particular sequencing of tasks (curriculum), and the capabilities of the learner (Farquhar & Gal (2018)). Use of systematic benchmarks (e.g., Powers et al. (2021); Lomonaco & Maltoni (2017)) can address part of this concern by fixing the tasks and curricula, but does not address how the learner might do on other (non-benchmark) tasks.

In this work, we present a novel approach we refer to as Continual Learning Analysis via a Model of Performance, or *CLAMP*, to estimate the separate contributions of task structure and algorithm capabilities from performance data. We refer to these contributions as *latent properties* by analogy to latent variable modeling, where the goal is to identify a lower-dimensional space that effectively captures the probability distribution of high-dimensional data. In our case, we treat the performance curves (the time series of the learner’s performance over the curriculum) as the high-dimensional data, and consider how to identify underlying properties of the learner and tasks that can best explain the observed performance curves. Our strategy is to (a) define a generative surrogate performance model of lifelong learning that has a small set of explainable parameters, and (b) estimate these parameters of the surrogate model from a set of performance curves. The explainable parameters specify algorithm properties (transfer efficiency, skill retention, expertise translation) and task properties (the “similarity” between the tasks in the curriculum). Our approach works equally well with classification learners and reinforcement learners, and relies solely on the performance curves (i.e., it does not need access to the implementation of the learner or the original task environment, similar to other post-hoc ML model assessment approaches (Martin et al. (2021))). Additional review of explainable surrogate models literature is included in Appendix A.1.

2 APPROACH

Here we introduce Continual Learning Analysis via a Model of Performance (*CLAMP*) and define the latent properties being estimated by the approach. This work represents what we believe is the first explainable surrogate performance

model for lifelong learning system analysis. We further believe this is the first model-agnostic attempt to quantitatively characterize both algorithm capabilities and inter-task relationships using only performance data available from multiple continual learning algorithms and multiple tasks.

2.1 DEFINITIONS

A lifelong learning system (called the agent) experiences n tasks t_1, t_2, \dots, t_n from an set \mathcal{T} . Formally, task experiences are tuples $(x, y) \in \mathcal{X} \times \mathcal{Y}$ for an input set \mathcal{X} and output set \mathcal{Y} . We assume task experiences are ordered and known. Agents experience a sequence of m experience tuples $(x_1, y_1), \dots, (x_m, y_m)$ drawn from a paired sequence of tasks $\mathcal{C} = [c_1, c_2, \dots, c_m]$, called a curriculum, where each $c_j \in \mathcal{T}$. While single-task learning problems suppose that $(x_j, y_j) \sim \mathbb{P}_{\mathcal{X} \times \mathcal{Y}}$, sampling with curriculum supposes, by contrast, that $(x_j, y_j) \sim \mathbb{P}_{\mathcal{X} \times \mathcal{Y}}^{c_j}$ for $c_j \in \mathcal{T}$.¹ As noted in Appendix A.3, task incremental learning includes task c_j along with labeled data (x_j, y_j) for the learning algorithm, while domain incremental learning does not.

We consider two categories of properties. Intrinsic-task properties characterize a task to be encountered and are assumed to be invariant to changes in the lifelong learning algorithm encountering that task. Likewise, intrinsic-algorithm properties characterize properties of a given lifelong learning algorithm and are assumed to be invariant to what tasks that algorithm encounters. These strong assumptions enable us to ensure that *CLAMP* is explainable.

The **task transfer matrix** $\mathbf{A} \in \mathbb{R}^{n \times n}$ (recall that $|\mathcal{T}| = n$) with entries $\mathbf{A}_{i,j} \in [-1, 1]$ indicating how gaining experience from task i affects performance on task j independent of the algorithm selected. We assume a linear model of task transfer.

The **task difficulty score** d in range $[0, \infty)$ as a task associated parameter that represents the intrinsic difficulty in increasing performance on a task given experience.

The **transfer efficiency score** γ is an intrinsic property of lifelong learning algorithms in the range $[0, \infty)$ that indicates how efficiently the algorithm translates experience from one task to experience on another.

The **experience retention score** h as a property of lifelong learning algorithms that conveys how well the algorithm retains prior experiences. Values are in the range $[0, 1]$ with 0 indicating complete forgetting of prior task knowledge and 1 indicating complete retention of prior task performance.

The **expertise translation score** λ to be an algorithm property reflecting the ability of the algorithm to translate performance from one task into experience on another task, for any fixed task transfer matrix. Values are in the range $[0, \infty)$.

2.2 LIFELONG SURROGATE MODEL FORMULATION

We assume a functional form for experience accumulation. For an algorithm a and curriculum \mathcal{C} , accumulated experience for position i in curriculum \mathcal{C} , we define experience $\mathcal{E}_j^a(c_l)$ of task t_j at all points l in the curriculum as follows. For the base case, we assume for all $t_j \in \mathcal{T}$ that the initial experience for all tasks is zero. $\mathcal{E}_j^a(c_0) = 0$ For curriculum steps $j > 0$ we define experience accumulation by the following expression:

$$\mathcal{E}_j^a(c_l) = \mathcal{E}(\mathcal{C}, \mathbf{A}, \gamma, h, \lambda) = \mathcal{E}_j^a(c_{l-k})h_a + \mathbf{A}_{i,j}(\gamma_a + \mathcal{P}_i(c_{l-1})\lambda_a),$$

where $\mathbf{A}, \gamma, h, \lambda$ are task and algorithm properties defined in Section 2.1. Experience in task t_j is mapped to performance $\mathcal{P}(c_j)$ in task t_j through a sigmoid function $S(x) = (1 + e^{-x})^{-1}$, which is then shifted and scaled so that the inflection passes through zero. If curriculum step c_l experiences task t_j , then its performance $\mathcal{P}_i(c_l)$ is given by:

$$\mathcal{P}_j(c_l) = S(\mathcal{E}_j(c_l)/d_i) = 2/(1 + e^{-((\mathcal{E}_j(c_l)/d_i))}) - 1$$

2.3 ESTIMATING PARAMETERS FROM DATA

Suppose we have a curriculum \mathcal{C} containing m encounters of n different tasks, and, for a set of algorithms $a = 1, \dots, p$, a time-series of performance values $P^a \in \mathbb{R}^{n \times m}$, where the entries P_{jl}^a are the performance of the j th task at the l th curriculum entry. We desire to estimate the task transfer matrix \mathbf{A} and task difficulty score d , as well as, for each algorithm a , the transfer efficiency γ_a , experience retention h_a , and expertise translation λ_a . We can group these

¹Formally, let $S := \{(x_1, y_1), \dots, (x_m, y_m)\} \subset \mathcal{X} \times \mathcal{Y}$ be a labeled data set, and $S^j = \{(x_i, y_i) \in S : c_i = c_j\}$; then we suppose $(x, y) \sim \mathbb{P}_{\mathcal{X} \times \mathcal{Y}}^{c_j}$ for $(x, y) \in S^j$.

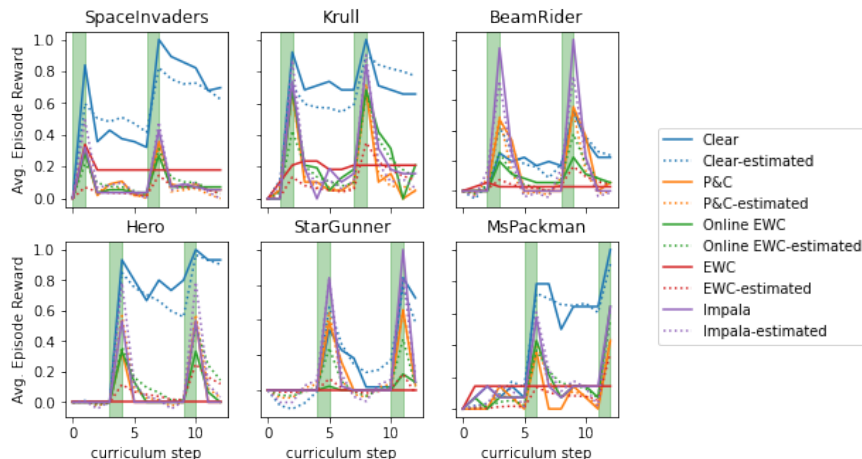


Figure 1: Performance of several common lifelong reinforcement learning approaches and baselines applied to a curriculum of 6 Atari tasks. Each phase of the curriculum was trained for 5 million steps. Green vertical bars indicate the regions where the current task is being trained. Dashed lines indicate the predicted performance curves estimates by *CLAMP*.

parameters together as $\Theta = \{\mathbf{A}, d\} \cup \bigcup_a \{\gamma_a, h_a, \lambda_a\}$. Then *CLAMP* uses $\mathbf{A}, d, \gamma_a, h_a$, and λ_a to predict a time-series of performance values $\hat{P}^a \in \mathbb{R}^{n \times m}$, where \hat{P}_{jl}^a is the predicted performance of the j th task at the l th curriculum entry. Our parameters Θ can be estimated by solving the following minimization problem:

$$\begin{aligned} \min_{\Theta} \quad & \sum_a \|\hat{P}^a - P^a\|_F^2 \\ \text{s.t.} \quad & -1 \leq \mathbf{A}_{ij} \leq 1 \\ & d, \gamma_a, \lambda_a \geq 0 \\ & 0 \leq h_a \leq 1, \end{aligned}$$

This minimization problem is differentiable in its parameters and has linear constraints, so it may be solved with techniques like projected subgradient descent. In practice, we implement our approach in PyTorch [Paszke et al. \(2019\)](#) and use 1,000 steps of gradient descent with an Adam optimizer [Kingma & Ba \(2014\)](#) with default parameters and learning rate. After each step, the parameters are projected back onto their feasible set.

3 RESULTS

We designed experiments to (i) validate the approach used to estimate latent properties of lifelong learning, (ii) validate the functional form of the surrogate performance model with data coming from multiple baseline algorithms and multiple baseline datasets; including MNIST, CIFAR100 and Atari. Due to space constraints, several sections are included in the appendices including: quantitative validation of *CLAMP* based on synthetic lifelong learning performance data in Appendix B, analysis of domain adaptation with MNIST in Appendix C.1, and task adaptation with CIFAR100 in Appendix C.2.

To illustrate the adaptability of *CLAMP*, we analysed the performance of various lifelong learning reinforcement learning approaches from an experiment consisting of a set of Atari tasks from AGI-Labs². In particular, the algorithms we consider include Continual Learning with Experience And Replay (CLEAR, [Rolnick et al. \(2019\)](#)), online EWC, Progress & Compress (P&C, [Schwarz et al. \(2018\)](#)), and Importance Weighted Actor-Learner Architecture (IMPALA, [Espeholt et al. \(2018\)](#)).

Before running *CLAMP*, we downsampled the performance data for each continual learning algorithm to capture task performance at task transition boundaries. We then normalized reward results across tasks using the procedure detailed

²https://github.com/AGI-Labs/continual_rl/blob/develop/docs/ATARI_RESULTS.md

Approach	γ	h	λ
Clear	0.12	0.90	0.03
Progress & Compress	0.06	0.35	1.16
EWC_online	0.03	0.60	0.82
EWC	0.01	0.74	0.72
Impala	0.10	0.33	1.26

(a) Estimated latent properties of different algorithms for based on Atari tasks

Task	Space Invaders	Krull	Beam Rider	Hero	Star Gunner	Ms. Packman
Space Invaders	1.00	0.15	-0.13	0.01	-0.16	0.03
Krull	-0.09	1.00	0.21	-0.02	-0.05	0.02
Beam Rider	0.04	-0.15	1.00	0.01	0.04	0.08
Hero	0.13	0.05	-0.33	1.00	0.10	0.11
Star Gunner	0.01	0.07	-0.16	-0.12	1.00	-0.03
Ms. Packman	-0.03	-0.16	-0.12	-0.01	-0.38	1.00

(b) Estimated task transfer between Atari environments

Task	Space Invaders	Krull	Beam Rider	Hero	Star Gunner	Ms. Pacman
Difficulty	0.09	0.08	0.15	0.07	0.10	0.08

(c) Estimated task difficulty for Atari tasks

Table 1: CLAMP estimates for the curriculum of Atari tasks show in Figure 1 including (a) latent properties for lifelong learning algorithms including transfer efficiency γ , experience retention h , and expertise translation λ , (b) task transfer matrix indicating how experience on one task effects the others, and (c) intrinsic task difficulty.

in New et al. (2022). The resulting data is shown in Figure 1. We fit a *CLAMP* model to the data as described in Section 2.3 resulting in the estimated algorithm performance data shown in 1 (0.007 MSE).

The property estimates from *CLAMP* shown in Tables 1a, 1b, and 7 qualitatively match well with our observations about the data shown in Figure 1. Of the approaches considered in this experiment, CLEAR was estimated to have the best transfer efficiency 0.12 and experience retention 0.9 due to the experience replay. The data in Figure 1 show that Clear frequently had the highest task performance and the highest task performance for tasks not actively being trained. We observed that EWC and online EWC had relatively lower task performance, but they retained task performance while other tasks were training. The CLAMP analysis explains the relatively poor performance of EWC and online EWC as being a result of relatively low transfer efficiency. This makes sense as the mechanism of EWC and online EWC are based on regularization which adds additional loss terms that are simultaneously being optimized to slow parameter changes to parts of the network identified as useful for other tasks. The algorithm parameter estimates from from CLAMP qualitatively match our expectations from the given performance data and a mechanistic understanding of the lifelong learning approaches.

4 DISCUSSION

The analysis of synthetic data in Appendix B demonstrates that the optimization approach in *CLAMP* was able to recover underlying parameters of the model from synthetic lifelong learning performance data with low error. From Section 3 and Appendix C.1 and C.2, we found that *CLAMP* had low mean squared error to real performance data from several benchmarks. Qualitative assessment of the latent property estimates from analysis of the Atari experiment indicated broad agreement with expectations given the performance data and the underlying mechanisms of the lifelong learning approaches.

Existing metrics for evaluating lifelong learning conflate task structure with algorithm performance. We have introduced *CLAMP*- Continual Learning Analysis via a Model of Performance - as the first attempt to estimate the separate contributions of task structure from lifelong learning algorithm performance. *CLAMP* is model and task agnostic, and it can estimate several important properties of lifelong learning systems, including how well they learn from new experiences and how well they retain prior experience. We have also demonstrated the applicability of this approach to continual learning in both the classification and reinforcement learning settings.

REFERENCES

- Amina Adadi and Mohammed Berrada. Peeking inside the black-box: a survey on explainable artificial intelligence (xai). *IEEE access*, 6:52138–52160, 2018.
- Rahaf Aljundi, Francesca Babiloni, Mohamed Elhoseiny, Marcus Rohrbach, and Tinne Tuytelaars. Memory aware synapses: Learning what (not) to forget. In *Proceedings of the European Conference on Computer Vision (ECCV)*,

- pp. 139–154, 2018.
- Plamen P Angelov, Eduardo A Soares, Richard Jiang, Nicholas I Arnold, and Peter M Atkinson. Explainable artificial intelligence: an analytical review. *Wiley Interdisciplinary Reviews: Data Mining and Knowledge Discovery*, 11(5): e1424, 2021.
- Alejandro Barredo Arrieta, Natalia Díaz-Rodríguez, Javier Del Ser, Adrien Bennetot, Siham Tabik, Alberto Barbado, Salvador García, Sergio Gil-López, Daniel Molina, Richard Benjamins, et al. Explainable artificial intelligence (xai): Concepts, taxonomies, opportunities and challenges toward responsible ai. *Information fusion*, 58:82–115, 2020.
- Zhiyuan Chen and Bing Liu. *Lifelong machine learning*. Morgan & Claypool Publishers, 2018.
- Matthias Delange, Rahaf Aljundi, Marc Masana, Sarah Parisot, Xu Jia, Ales Leonardis, Greg Slabaugh, and Tinne Tuytelaars. A continual learning survey: Defying forgetting in classification tasks. *IEEE Transactions on Pattern Analysis and Machine Intelligence*, pp. 1–1, 2021. doi: 10.1109/tpami.2021.3057446. URL <https://doi.org/10.1109%2Ftpami.2021.3057446>.
- Derek Doran, Sarah Schulz, and Tarek R. Besold. What does explainable ai really mean? a new conceptualization of perspectives, 2017. URL <https://arxiv.org/abs/1710.00794>.
- Natalia Díaz-Rodríguez, Vincenzo Lomonaco, David Filliat, and Davide Maltoni. Don’t forget, there is more than forgetting: new metrics for continual learning, 2018. URL <https://arxiv.org/abs/1810.13166>.
- Lasse Espeholt, Hubert Soyer, Remi Munos, Karen Simonyan, Vlad Mnih, Tom Ward, Yotam Doron, Vlad Firoiu, Tim Harley, Iain Dunning, Shane Legg, and Koray Kavukcuoglu. IMPALA: Scalable distributed deep-RL with importance weighted actor-learner architectures. In Jennifer Dy and Andreas Krause (eds.), *Proceedings of the 35th International Conference on Machine Learning*, volume 80 of *Proceedings of Machine Learning Research*, pp. 1407–1416. PMLR, 10–15 Jul 2018. URL <https://proceedings.mlr.press/v80/espeholt18a.html>.
- Sebastian Farquhar and Yarın Gal. Towards robust evaluations of continual learning, 2018. URL <https://arxiv.org/abs/1805.09733>.
- Robert M. French. Catastrophic forgetting in connectionist networks. *Trends in Cognitive Sciences*, 3(4):128–135, 1999. ISSN 1364-6613. doi: [https://doi.org/10.1016/S1364-6613\(99\)01294-2](https://doi.org/10.1016/S1364-6613(99)01294-2). URL <https://www.sciencedirect.com/science/article/pii/S1364661399012942>.
- David Gunning and David Aha. Darpa’s explainable artificial intelligence (xai) program. *AI magazine*, 40(2):44–58, 2019.
- Andreas Holzinger. From machine learning to explainable ai. In *2018 World Symposium on Digital Intelligence for Systems and Machines (DISA)*, pp. 55–66, 2018. doi: 10.1109/DISA.2018.8490530.
- Yen-Chang Hsu, Yen-Cheng Liu, Anita Ramasamy, and Zsolt Kira. Re-evaluating continual learning scenarios: A categorization and case for strong baselines, 2018. URL <https://arxiv.org/abs/1810.12488>.
- Khimya Khetarpal, Matthew Riemer, Irina Rish, and Doina Precup. Towards continual reinforcement learning: A review and perspectives, 2020. URL <https://arxiv.org/abs/2012.13490>.
- Diederik P. Kingma and Jimmy Ba. Adam: A method for stochastic optimization, 2014. URL <https://arxiv.org/abs/1412.6980>.
- James Kirkpatrick, Razvan Pascanu, Neil Rabinowitz, Joel Veness, Guillaume Desjardins, Andrei A Rusu, Kieran Milan, John Quan, Tiago Ramalho, Agnieszka Grabska-Barwinska, et al. Overcoming catastrophic forgetting in neural networks. *Proceedings of the national academy of sciences*, 114(13):3521–3526, 2017.
- Dennis Victor Lindley. *Bayesian statistics: A review*. SIAM, 1972.
- Vincenzo Lomonaco and Davide Maltoni. CORE50: a New Dataset and Benchmark for Continuous Object Recognition. In Sergey Levine, Vincent Vanhoucke, and Ken Goldberg (eds.), *Proceedings of the 1st Annual Conference on Robot Learning*, volume 78 of *Proceedings of Machine Learning Research*, pp. 17–26. PMLR, November 2017. URL <https://proceedings.mlr.press/v78/lomonaco17a.html>.

- David Lopez-Paz and Marc’Aurelio Ranzato. Gradient episodic memory for continual learning. In *Proceedings of the 31st International Conference on Neural Information Processing Systems*, NIPS’17, pp. 6470–6479, Red Hook, NY, USA, 2017. Curran Associates Inc. ISBN 9781510860964.
- Charles H. Martin, Tongsu (Serena) Peng, and Michael W. Mahoney. Predicting trends in the quality of state-of-the-art neural networks without access to training or testing data. *Nature Communications*, 12(1):4122, Jul 2021. ISSN 2041-1723. doi: 10.1038/s41467-021-24025-8. URL <https://doi.org/10.1038/s41467-021-24025-8>.
- Michael McCloskey and Neal J. Cohen. Catastrophic interference in connectionist networks: The sequential learning problem. volume 24 of *Psychology of Learning and Motivation*, pp. 109–165. Academic Press, 1989. doi: [https://doi.org/10.1016/S0079-7421\(08\)60536-8](https://doi.org/10.1016/S0079-7421(08)60536-8). URL <https://www.sciencedirect.com/science/article/pii/S0079742108605368>.
- Alexander New, Megan Baker, Eric Nguyen, and Gautam Vallabha. Lifelong learning metrics, 2022. URL <https://arxiv.org/abs/2201.08278>.
- Adam Paszke, Sam Gross, Francisco Massa, Adam Lerer, James Bradbury, Gregory Chanan, Trevor Killeen, Zeming Lin, Natalia Gimelshein, Luca Antiga, Alban Desmaison, Andreas Kopf, Edward Yang, Zachary DeVito, Martin Raison, Alykhan Tejani, Sasank Chilamkurthy, Benoit Steiner, Lu Fang, Junjie Bai, and Soumith Chintala. Pytorch: An imperative style, high-performance deep learning library. In H. Wallach, H. Larochelle, A. Beygelzimer, F. d’Alché-Buc, E. Fox, and R. Garnett (eds.), *Advances in Neural Information Processing Systems 32*, pp. 8024–8035. Curran Associates, Inc., 2019. URL <http://papers.neurips.cc/paper/9015-pytorch-an-imperative-style-high-performance-deep-learning-library.pdf>.
- Sam Powers, Eliot Xing, Eric Kolve, Roozbeh Mottaghi, and Abhinav Gupta. Cora: Benchmarks, baselines, and metrics as a platform for continual reinforcement learning agents, 2021. URL <https://arxiv.org/abs/2110.10067>.
- Marco Tulio Ribeiro, Sameer Singh, and Carlos Guestrin. ”why should i trust you?”: Explaining the predictions of any classifier, 2016. URL <https://arxiv.org/abs/1602.04938>.
- David Rolnick, Arun Ahuja, Jonathan Schwarz, Timothy P. Lillicrap, and Greg Wayne. Experience replay for continual learning, 2019.
- Jonathan Schwarz, Wojciech Czarnecki, Jelena Luketina, Agnieszka Grabska-Barwinska, Yee Whye Teh, Razvan Pascanu, and Raia Hadsell. Progress & compress: A scalable framework for continual learning. In Jennifer Dy and Andreas Krause (eds.), *Proceedings of the 35th International Conference on Machine Learning*, volume 80 of *Proceedings of Machine Learning Research*, pp. 4528–4537. PMLR, 10–15 Jul 2018. URL <https://proceedings.mlr.press/v80/schwarz18a.html>.
- Daniel Silver, Qiang Yang, and Lianghao Li. Lifelong machine learning systems: Beyond learning algorithms, 2013. URL <https://www.aaai.org/ocs/index.php/SSS/SSS13/paper/view/5802>.
- Julian Tritscher, Markus Ring, Daniel Schlr, Lena Hettinger, and Andreas Hotho. Evaluation of post-hoc xai approaches through synthetic tabular data. In *International symposium on methodologies for intelligent systems*, pp. 422–430. Springer, 2020.
- Gido M. van de Ven and Andreas S. Tolias. Generative replay with feedback connections as a general strategy for continual learning, 2018. URL <https://arxiv.org/abs/1809.10635>.
- Udo von Toussaint. Bayesian inference in physics. *Rev. Mod. Phys.*, 83:943–999, Sep 2011. doi: 10.1103/RevModPhys.83.943. URL <https://link.aps.org/doi/10.1103/RevModPhys.83.943>.
- Sergey Zagoruyko and Nikos Komodakis. Wide residual networks, 2016. URL <https://arxiv.org/abs/1605.07146>.
- Friedemann Zenke, Ben Poole, and Surya Ganguli. Continual learning through synaptic intelligence. In *International Conference on Machine Learning*, pp. 3987–3995. PMLR, 2017.
- James Y. Zou and Ryan P. Adams. Priors for diversity in generative latent variable models. In *Proceedings of the 25th International Conference on Neural Information Processing Systems - Volume 2*, NIPS’12, pp. 2996–3004, Red Hook, NY, USA, 2012. Curran Associates Inc.

A RELATED WORK

A.1 EXPLAINABLE SURROGATE MODELS

Explainable surrogate models are a common approach in the explainable AI (XAI, [Angelov et al. \(2021\)](#); [Adadi & Berrada \(2018\)](#); [Arrieta et al. \(2020\)](#); [Gunning & Aha \(2019\)](#)) literature. These are a form of explanation by simplification ([Tritscher et al. \(2020\)](#)). By fitting a simplified model to a more complex model, by comparison, it may be possible to better interpret salient factors for prediction. For example, a linear model or decision tree might be fit to the original model to reduce the model complexity compared to the original model. [Doran et al. \(2017\)](#) refer to this category of models as interpretable in that it is possible to mathematically analyze the algorithmic properties.

Another characteristic of explainable models are the assumptions that they make about knowledge of the original model structure. Some approaches assume knowledge of the original model composition (white box assumption) while other approaches only assume that access to inputs and output are available from the full model (black box assumption) ([Adadi & Berrada \(2018\)](#)). Approaches that make black-box assumptions are also referred to as model-agnostic, in the sense that they can be used without detailed knowledge of the original models structure. For example, Local Interpretable Model-agnostic Explanations ([Ribeiro et al. \(2016\)](#)) (LIME) is a recent example of a model agnostic approach that creates locally-optimized explanations by training a surrogate model.

Furthermore, there is a rich history of latent parameter inference in the Bayesian ([Lindley \(1972\)](#); [von Toussaint \(2011\)](#)) and generative model ([Zou & Adams \(2012\)](#)) literature. Bayesian belief networks ([Holzinger \(2018\)](#)) have been explored for use in XAI.

A.2 ALGORITHMS TO MITIGATE CATASTROPHIC FORGETTING

While lifelong learning attempts to address various shortcomings of modern AI, numerous lifelong learning algorithms pay special attention to *catastrophic forgetting* ([French \(1999\)](#); [McCloskey & Cohen \(1989\)](#)). Catastrophic forgetting is the behavior of an algorithm or model where, after training the model on one task, training on a new task adversely effects model’s performance on the first task; often to the point that the model performs worse than a model behaving randomly. Nuance between how to calculate relevance and minimization of adverse effects differentiates algorithms such as *elastic weight consolidation* (EWC, [Kirkpatrick et al. \(2017\)](#)), *continual learning through synaptic intelligence* (SI, [Zenke et al. \(2017\)](#)), and *memory aware synapses* (MAS, [Aljundi et al. \(2018\)](#)). SI, for example, holds weights relatively fixed according to the sensitivity of loss function with respect to them, whereas MAS considers sensitivity of weights in the predictor itself. EWC, on the other hand, uses Fisher information for determining how to update weights. Gradient episodic memory (GEM, [Lopez-Paz & Ranzato \(2017\)](#)) like SI stores a subset of previous task data and seeks to minimize cost function on current labeled data point while constraining that loss on the episodic memory does not increase.

A.3 CONTINUAL LEARNING EXPERIMENTAL CATEGORIES

We make use of two different continual learning experimental categories in this study which we briefly describe below. They are referred to as domain incremental learning and task incremental learning.

Domain incremental learning as defined by [Hsu et al. \(2018\)](#) and [van de Ven & Tolias \(2018\)](#) implies that task identifiers are not given to the lifelong learning algorithm. The algorithm must infer from the given data which task is being performed.

Task incremental learning is defined by [Hsu et al. \(2018\)](#) as prediction where the task label is given to the algorithm. Lifelong learning approaches for task adaptation often have an output prediction head for each task. During inference, only the predictions from the current task head are considered.

B ANALYSIS OF CLAMP WITH SYNTHETIC ALGORITHM PERFORMANCE DATA

We aimed to verify that our surrogate model functional form yields problems that are identifiable – i.e., that a performance curve can be mapped back to a unique set of parameters. We designed an experiment using synthetic data where we could be certain of the underlying parameters governing the model. We sampled ground truth parameters (\mathbf{A} , d , γ , h , and λ) uniformly from $[-1, 1]$ for \mathbf{A} and $[0, 1]$ for the other parameters, and we generated a random curriculum of length 9 from a set of five tasks. Then we used $E_j^a(c_l)$ and $\mathcal{P}_j(c_l)$ to generate synthetic lifelong learning performance data for 3 algorithms over a curriculum composed of 5 tasks.

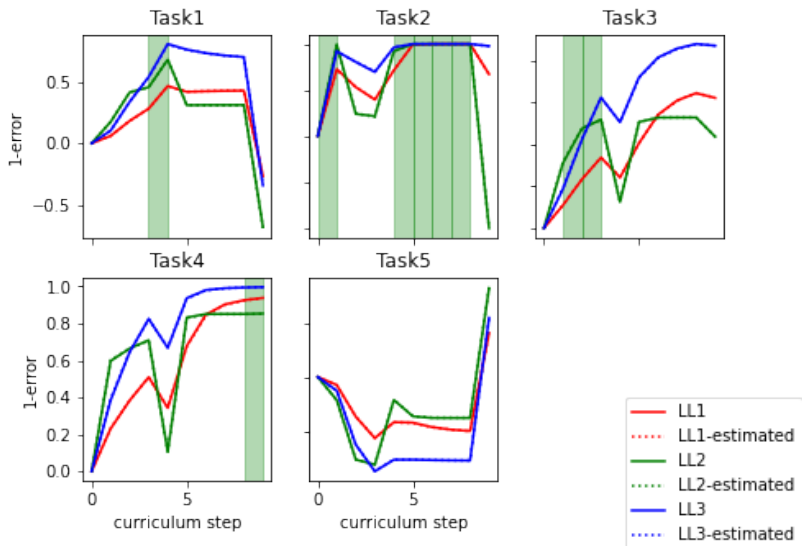


Figure 2: Synthetic performance data and the fit of the surrogate model to the data. Green bars on the x -axis for a given task indicate periods in the curriculum where that task was trained. Our curriculum was randomly generated, so Task 5 was never trained on. In all cases, the estimated performance curves (dashed lines) overlap very closely to the synthetic performance data (solid lines).

Table 2: Parameter distributions and estimation errors for synthetic scenario generation experiment

	Symbol	Ranges	MSE
Task Parameters			
Transfer Matrix	\mathbf{A}	$[-1, 1]$	0.12
Difficulty	d	$[0, \infty)$	0.04
Algorithm Parameters			
Transfer Efficiency	γ	$[0, \infty)$	0.02
Experience Retention	h	$[0, 1]$	0.0
Expertise Translation	λ	$[0, \infty)$	0.01

To validate the model fitting approach to recover underlying model parameters, we fit a randomly initialized surrogate performance model to the synthetic performance data for 1000 epochs using an Adam optimizer (Kingma & Ba (2014)) with mean squared error as the loss function. The estimated curves match the synthetic data with low error as expected. We then computed the mean squared error between the ground truth parameters and the parameters in the fitted model. The results are shown in Table 2. We can conclude that the approach used to fit the explainable performance surrogate model can be used to recover accurate estimates of the true underlying parameter values with small error.

C ANALYSIS OF MNIST AND CIFAR100 LIFELONG LEARNING PERFORMANCE

Here we evaluate whether the strong assumptions we used to develop our model of learning can describe real lifelong learning performance data for classification algorithms. We designed experiments including the MNIST and CIFAR100 datasets to quantitatively evaluate how well our model fits real lifelong performance data. To generate performance data, we followed the experimental protocol described by Hsu et al. (2018).

Performance curves from four classification algorithms were considered. The first (NormalNN) makes use of a neural network where weights are transferred from one task to the next. A second (L2) included ℓ^2 regularization in its loss function to minimize the change in weights from those that were previously learned. Naive rehearsal (Naive_Rehearsal_[k]) was a third algorithm that made use of an experience replay memory to store and retrain on a subset of size k of previously experienced data at random. Each training batch was composed of equal parts from the current task and the experience replay memory. The number of stored experiences over all tasks is a parameter of the approach.

Table 3: Estimated latent properties of different algorithms for the MNIST task-incremental learning experiment

Approach	γ	h	λ
GEM_1100	0.79	0.99	0.30
GEM_4400	0.88	1.00	0.11
EWC_online	0.96	0.44	0.58
EWC	0.86	0.44	0.56
MAS	0.32	0.91	0.09
L2	0.74	0.53	0.65
Naive_Rehearsal_1100	1.02	0.89	0.35
Naive_Rehearsal_4400	0.92	0.97	0.63
NormalNN	0.99	0.45	0.53

We also included curves from four state-of-the-art lifelong learning algorithms: elastic weight consolidation (EWC, Kirkpatrick et al. (2017)), online elastic weight consolidation (EWC_online, Schwarz et al. (2018)), synaptic intelligence (SI, Zenke et al. (2017)), memory-aware synapses (MAS, Aljundi et al. (2018)), and gradient episodic memory (GEM, Lopez-Paz & Ranzato (2017)).

C.1 DOMAIN ADAPTATION WITH SPLIT-MNIST

For MNIST, we considered the problem of domain-incremental learning. We followed the experimental protocol described by Hsu et al. (2018), which we briefly describe below.

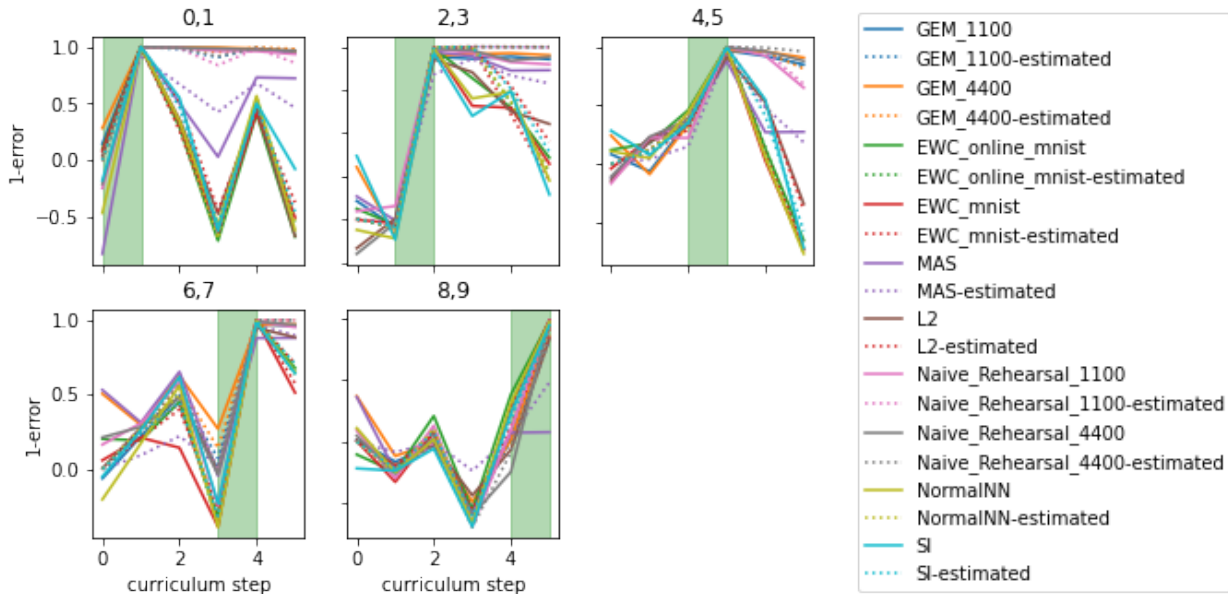


Figure 3: Continual learning performance for incremental domain learning on Split-MNIST along with performance curves estimated with *CLAMP*. Naive rehearsal was considered with experience storage limits of 1100 and 4400.

We used the dataset splitting procedure to create multiple binary classification tasks (e.g., distinguish between images of 0 and images of 1) from the MNIST dataset with 60k training images ($\sim 6,000$ per digit) and 10,000 test images. The 32×32 greyscale images were normalized to have a mean of zero and variance of one.

The results of our MNIST analysis are given in Fig. 3 (estimated and true performance curves) and Tables 3 (estimated properties) and 4 (estimated transfer scores). Averaged over each classification algorithm a , the surrogate models achieved a squared error $\text{mean}_a \|\hat{P}^a - P^a\|_F^2$ of 0.005. The ability of the surrogate model to fit the performance data with low error is a partial validation of the formulation of the surrogate performance model. Table 4 is the estimated task transfer matrix. The estimated task transfer diagonal was strongly positive. The highest off-diagonal transfer

Table 4: Estimated task transfer scores for MNIST task-incremental learning experiment

Task	0,1	2,3	4,5	6,7	8,9
0,1	1.0	0.0	0.03	0.05	-0.1
2,3	-0.4	0.88	0.07	0.07	0.12
4,5	-0.2	0.38	0.99	-0.1	-0.4
6,7	0.27	-0.2	-0.7	1.0	0.4
8,9	-0.2	0.0	-0.2	-0.2	0.75

Table 5: Estimated latent properties of different algorithms for the CIFAR100 task-incremental learning experiment

Approach	γ	h	λ
EWC_online	0.35	1.0	2.11
EWC	0.60	0.61	0.00
MAS	0.33	0.94	1.04
L2	0.12	1.00	0.00
Naive_Rehearsal_1400	0.57	0.84	1.03
Naive_Rehearsal_5600	0.58	0.91	1.37
NormalNN	0.52	0.62	0.00
SI	0.39	0.93	1.21

estimate was that training with the 6, 7 task is beneficial for the task 8, 9 task. We believe this result follows intuition because of the character similarity between 6 and 9.

The estimated algorithm properties are shown in Table 3. At first glance it might seem surprising that a normal neural network (Normal NN) had one of the highest estimated transfer efficiencies γ for the MNIST set of tasks, given that we know that normal neural networks are ill-suited for continual learning. One intuition for the result is that normal neural networks are able to transfer well because their weight updates are unconstrained, while the regularization in other methods prevents such rapid transfer. However, because the normal neural network updates are unconstrained, performance on past tasks is not maintained, while the regularized methods are able to maintain performance on various tasks throughout the curricula.

C.2 CIFAR100 TASK-INCREMENTAL LEARNING

For analysis on CIFAR100, we used results from *task-incremental learning*. We used the protocol by Hsu et al. (2018) for preparing the CIFAR100 dataset and running the continual learning approaches.

Like the MNIST-task set, we used the dataset splitting procedure to create 5 binary classification tasks based on the CIFAR100 dataset. The 100 CIFAR classes were subdivided at random into 10 classes. Each binary classification task consisted of two of the 10 distinct classes. Data preprocessing resulted in 32x32 images that were normalized with a mean of zero and variance of one. To ensure a fair comparison among lifelong learning approaches, all lifelong learning approaches used the same WideResNet (Zagoruyko & Komodakis (2016)) architecture.

The solid lines in Figure 4 show the performance (i.e. 1-error) for each of the tasks across the curriculum. The highlighted green regions in the figure illustrate when the task is actively being trained. As expected, we broadly observe that performance of a task increases sharply when actively being trained.

The fit of the surrogate performance model is shown as dashed lines in Figure 4, and illustrates broad general agreement between predicted performance and the underlying data. We observed a MSE of 0.01 between the predicted and observed performance curves.

Table 6: Estimated task transfer scores for CIFAR100 task-incremental learning experiment

CIFAR100 Task	1	2	3	4	5
1	0.96	0.15	0.06	0.07	0.04
2	-0.56	0.91	0.01	-0.01	0.01
3	0.00	-0.13	1.00	0.01	0.00
4	0.00	0.00	-0.12	1.00	0.01
5	0.01	0.09	0.10	-0.09	1.00

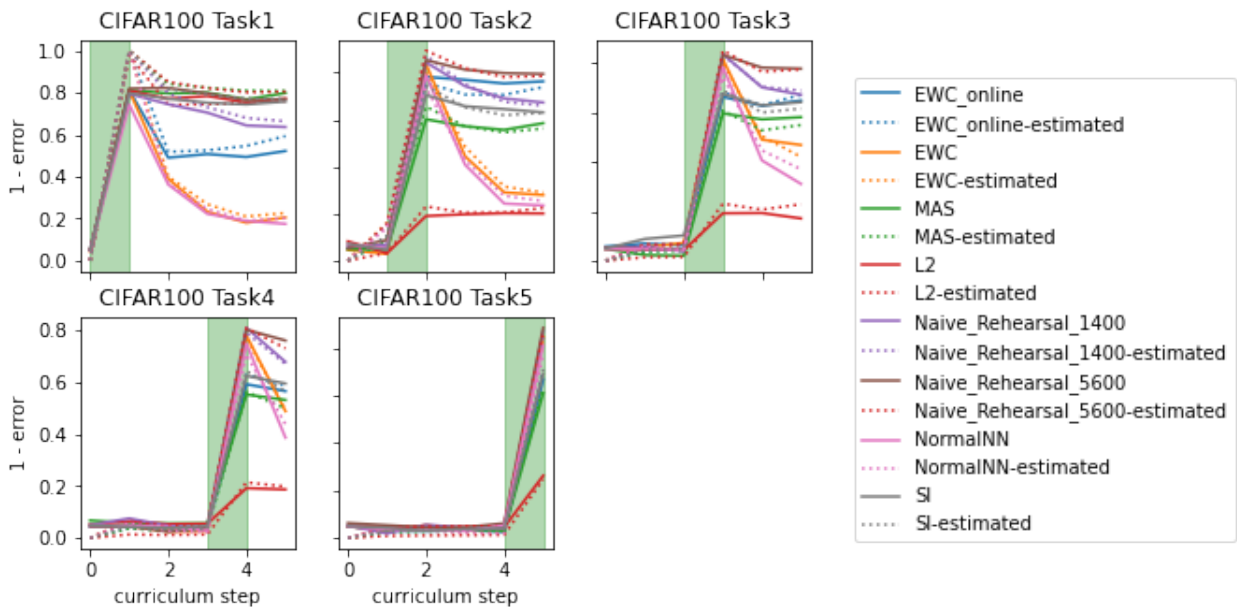


Figure 4: Continual learning performance for incremental task learning on Split-CIFAR100 tasks of several lifelong learning algorithms along with the performance estimated with *CLAMP*. Naive rehearsal was considered with experience storage limits of 1400 and 5600.

Table 7: Estimated task difficulty values for CIFAR100 task-incremental learning experiment

CIFAR100 Task	1	2	3	4	5
Difficulty	0.0	0.3	0.3	0.3	0.3

In Table 8, we compared the estimated transfer efficiency of multiple algorithms between the MNIST domain and CIFAR-100 domain. Each column was colored from green to red relative to the values in the column. Between the MNIST and CIFAR100 experiment there is broad agreement about the rank ordering of algorithms with respect to transfer efficiency. This indicates that latent property analysis might be useful to estimate the relative performance of a lifelong learning algorithm from one dataset to another.

C.3 ADDITIONAL DISCUSSION

Our contributions include: (i) the introduction of the first explainable algorithm-agnostic surrogate performance model of lifelong learning, (ii) quantitative validation of the optimization procedure used to estimate the metrics, (iii) qualitative validation of the lifelong learning surrogate performance model using data produced by several popular lifelong learning approaches on benchmark datasets including CIFAR100, MNIST, and Atari.

Table 8: Estimated transfer efficiencies scores for different algorithms across MNIST and CIFAR100 task-incremental learning experiments

Algorithm	MNIST	CIFAR100
EWC_online	0.96	0.35
EWC	0.86	0.60
MAS	0.32	0.33
L2	0.74	0.12
Naive_Rehearsal_Low	1.02	0.57
Naive_Rehearsal_High	0.92	0.58
NormalNN	0.99	0.52
SI	0.85	0.39

Our approach to task transfer score recovery is dataset and algorithm-agnostic, and therefore generally applicable to all domains of lifelong learning. The algorithm latent properties seem to be predictive of how the algorithm may perform on other datasets.

A limitation of *CLAMP* is that it makes a number of assumption about lifelong learning with the goal of explaining in part the performance of lifelong learning algorithms over diverse tasks. For example, we assume linear experience transfer between tasks. In future work, it would be interesting to explore relaxing the linear task transfer assumptions and consider non-linear transfer.