

Quasi-resonant diffusion of wave packets in one-dimensional disordered mosaic lattices

Ba Phi Nguyen*

*Department of Basic Sciences, Mien Trung University of Civil Engineering, Tuy Hoa 620000, Vietnam and
Research Institute for Basic Sciences, Ajou University, Suwon 16499, Korea*

Duy Khuong Phung

Computing Fundamentals Department, FPT University, Hanoi 100000, Vietnam

Kihong Kim†

*Department of Physics, Ajou University, Suwon 16499, Korea and
School of Physics, Korea Institute for Advanced Study, Seoul 02455, Korea*

We investigate numerically the time evolution of wave packets incident on one-dimensional semi-infinite lattices with mosaic modulated random on-site potentials, which are characterized by the integer-valued modulation period κ and the disorder strength W . For Gaussian wave packets with the central energy E_0 and a small spectral width, we perform extensive numerical calculations of the disorder-averaged time-dependent reflectance, $\langle R(t) \rangle$, for various values of E_0 , κ , and W . We find that the long-time behavior of $\langle R(t) \rangle$ obeys a power law of the form $t^{-\gamma}$ in all cases. In the presence of the mosaic modulation, γ is equal to 2 for almost all values of E_0 , implying the onset of the Anderson localization, while at a finite number of discrete values of E_0 dependent on κ , γ approaches $3/2$, implying the onset of the classical diffusion. This phenomenon is independent of the disorder strength and arises in a quasi-resonant manner such that γ varies rapidly from $3/2$ to 2 in a narrow energy range as E_0 varies away from the quasi-resonance values. We deduce a simple analytical formula for the quasi-resonance energies and provide an explanation of the delocalization phenomenon based on the interplay between randomness and band structure.

I. INTRODUCTION

Anderson localization of classical waves and quantum particles occurs due to the interference of multiply scattered waves in spatially random media. Since it was discovered theoretically over 60 years ago by Anderson, it has been studied extensively in many areas of physics [1–3]. Anderson localization arises universally for all kinds of waves and many aspects of the phenomenon have been explored and understood in detail [4–7]. Nevertheless, there still exist features which are not fully understood and new aspects of localization continue to be discovered when new elements are included in the system [8–13].

One of the prominent results of early theories of localization is that in the simplest one-dimensional (1D) and two-dimensional random systems, all eigenstates are exponentially localized even in the presence of infinitesimally weak disorder [14]. However, it has been found that this conclusion is not always true in more general random systems and there exist various situations where some states are not exponentially localized, but are either extended or critically localized. Representative examples include the cases where distinct kinds of impedance matching phenomena such as the Brewster anomaly [15–20] and the Klein effect [21–24] happen or the random potential is spatially correlated with short- or long-range correlations [25–33]. For instance, it has been demonstrated both theoretically and experimentally that there

exist extended states at two energy values in the 1D random dimer model which contains a special type of short-range correlated disorder [25, 26]. This model has been generalized to the case of random N -mer systems and analytical expressions for the values of the resonant energies at which delocalization arises have been obtained [27–29].

A discrete set of delocalized states can appear in short-range correlated random systems. In contrast, a continuum of delocalized states with sharp mobility edges was predicted theoretically and confirmed experimentally to appear in long-range correlated random systems in 1D [30–33]. The mobility edges, which are the energy values separating localized and extended states, can also be present in a wide range of quasiperiodic models in 1D [34–44]. Recently, an exactly solvable 1D model with multiple mobility edges called quasiperiodic mosaic lattice model has been proposed [38]. In that model, a quasiperiodic on-site potential exists only at periodically spaced sites, while the potential is constant at all other sites. The number and the positions of the mobility edges have been shown to depend sensitively on the modulation period κ .

The main aim of the present paper is to propose a new way of inducing delocalized states in 1D random systems. We consider a random version of the quasiperiodic mosaic lattice model, which we call disordered mosaic lattice model, where the on-site potential takes a random value only at equally spaced sites with a period κ . We study the transport and localization properties of the proposed model by investigating the time evolution of wave packets incident on an effectively semi-infinite disordered mosaic lattice chain. More specifically, we calculate the time-

* nguyembphi@muce.edu.vn

† khkim@ajou.ac.kr

dependent reflectance averaged over a large number of independent disorder configurations, $\langle R(t) \rangle$, for various values of the modulation period κ and the central energy of the wave packet, E_0 . This approach based on the reflection geometry has substantial experimental advantages over those based on the transmission geometry.

We are especially interested in exploring the long-time scaling behavior of $\langle R(t) \rangle$, which obeys a power-law decay of the form $t^{-\gamma}$ for all values of the parameters. From many previous researches, it has been solidly established that in the cases where the standard Anderson localization occurs, the exponent γ is equal to 2, while in those where the classical diffusion occurs, it is $3/2$ [45–53]. From extensive numerical calculations, we will find that in the presence of the mosaic modulation, γ is equal to 2 for almost all values of E_0 , while at a finite number of discrete values of E_0 dependent on κ , γ approaches $3/2$. In other words, although most eigenstates of the disordered mosaic lattice model are exponentially localized, there appear a finite number of discrete states that are not exponentially localized but display transport behavior characteristic of classical diffusion. We will also find that this phenomenon is independent of the disorder strength and occurs in a quasi-resonant manner. From the numerical results, we will deduce a simple analytical formula for the quasi-resonance energies at which delocalization occurs and provide an explanation of the phenomenon based on the interplay between randomness and band structure.

The rest of this paper is organized as follows. In Sec. II, we introduce the 1D disordered mosaic lattice model characterized by the time-independent Schrödinger equation within the nearest-neighbor tight-binding approximation. We also describe the numerical calculation method and the physical quantities of interest. In Sec. III, we present the numerical results and discuss the mechanism for the onset of the diffusive behavior. Finally, in Sec. IV, we conclude the paper.

II. THEORETICAL MODEL AND METHOD

A. Model

To describe 1D non-interacting spinless particle systems, we use the standard single-chain tight-binding model

$$J(\psi_{n-1} + \psi_{n+1}) + \varepsilon_n \psi_n = E \psi_n, \quad (1)$$

where ψ_n and ε_n are the wave function amplitude and the on-site potential at the n -th lattice site respectively. E is the energy and J is the coupling strength between nearest-neighbor sites. From now on, we will measure all energy scales in units of J and set it equal to 1. In this study, we will investigate the transport and localization properties of a model which we call disordered mosaic

lattice model. This model is defined by

$$\varepsilon_n = \begin{cases} \beta_n \in [-W, W], & n = m\kappa \\ V_0, & \text{otherwise} \end{cases}, \quad (2)$$

where the inlay parameter κ representing the period of the mosaic modulation is a fixed positive integer larger than 1 and m is an integer running from 1 to N . Then the total number of sites L is equal to κN . The on-site potential β_n at the $m\kappa$ -th site is a random variable uniformly distributed in the interval $[-W, W]$, where W is the strength of disorder. In all other sites, the on-site potential takes a constant value of V_0 . In [38], the authors have studied a quasiperiodic mosaic lattice model, where β_n is a quasiperiodic potential of Aubry-André-type [54]. Our model is different from that model in that β_n is random instead of quasiperiodic. We note that if β_n is a constant potential different from V_0 , the model becomes perfectly periodic with period κ . This suggests that our model may have features of both periodic and random systems.

B. Method

Following the procedure given in [53], we first assume that a monochromatic wave of energy E is incident from the left side of the disordered region and define the amplitudes of the incident, reflected, and transmitted waves A , B , and C by

$$\psi_n = \begin{cases} Ae^{iqn} + Be^{-iqn}, & n = 1, 2 \\ Ce^{iqn}, & n = L - 1, L \end{cases}, \quad (3)$$

where q is related to E by the free-space dispersion relation $E = 2 \cos q$. In the absence of dissipation, the law of energy conservation $|B|^2 + |C|^2 = |A|^2$ should be satisfied. In order to solve Eq. (1) numerically, we first fix ψ_{L-1} to 1, then we obtain $C = \exp[-iq(L-1)]$ and $\psi_L = \exp(iq)$. Knowing the values of ψ_L and ψ_{L-1} , we can solve Eq. (1) iteratively to obtain ψ_{L-2} , ψ_{L-3} , \dots , ψ_2 , ψ_1 . Using the definition of A and B given in Eq. (3), we can express them in terms of ψ_1 and ψ_2 :

$$A = e^{-2iq} \frac{\psi_2 - \psi_1 e^{-iq}}{1 - e^{-2iq}}, \quad B = \frac{\psi_1 e^{iq} - \psi_2}{1 - e^{-2iq}}. \quad (4)$$

We are interested in the case where the length of the disordered region is sufficiently large. Then the large portion of the incident wave power will be reflected. Therefore we focus on the behavior of the reflection coefficient $\tilde{r}(E)$ and the reflectance $\tilde{R}(E)$ defined by

$$\begin{aligned} \tilde{r}(E) &= \frac{B}{A} = e^{2iq} \frac{\psi_1 e^{iq} - \psi_2}{\psi_2 - \psi_1 e^{-iq}}, \\ \tilde{R}(E) &= \left| \frac{B}{A} \right|^2 = \left| \frac{\psi_2 - \psi_1 e^{iq}}{\psi_2 - \psi_1 e^{-iq}} \right|^2. \end{aligned} \quad (5)$$

Next we consider a Gaussian wave packet characterized by the spectrum

$$f(E) = \frac{(2\pi)^{1/4}}{\sqrt{\sigma}} \exp \left[-\frac{(E - E_0)^2}{4\sigma^2} \right], \quad (6)$$

where E_0 is the central energy of the wave packet and σ is its spectral width. $f(E)$ satisfies

$$\frac{1}{2\pi} \int_{-\infty}^{\infty} dE [f(E)]^2 = 1. \quad (7)$$

The time-dependent reflection coefficient $r(t)$ of the inci-

dent Gaussian wave packet can be calculated using

$$r(t) = \frac{1}{2\pi} \int_{-2}^2 dE \tilde{r}(E) f(E) \exp(iEt), \quad (8)$$

where the range of integration is limited to $-2 \leq E \leq 2$, since the reflection coefficient $\tilde{r}(E)$ can be defined only inside the band satisfying $E = 2 \cos q$. The disorder-averaged time-dependent reflectance $\langle R(t) \rangle$ is obtained from

$$\langle R(t) \rangle = \langle |r(t)|^2 \rangle = \frac{1}{(2\pi)^2} \int_{-2}^2 dE_1 \int_{-2}^2 dE_2 \langle \tilde{r}(E_1) \tilde{r}^*(E_2) \rangle f(E_1) f^*(E_2) \exp[i(E_1 - E_2)t], \quad (9)$$

where $\langle \dots \rangle$ denotes averaging over a large number of different disorder configurations.

According to the previous theories of Anderson localization in the time domain [45, 47–50, 53], the exponent characterizing the power-law decay of $\langle R(t) \rangle$ in the long-time limit provides an important information on the state of the system. Specifically, it has been established that $\langle R(t) \rangle$ decays as t^{-2} in the localized regime, while it decays as $t^{-3/2}$ in the regime of classical diffusion. Finally, we point out that studying Anderson localization based on the measurements in the reflection geometry has substantial experimental advantages over more conventional approaches in the transmission geometry, in that the reflectance is often more easily measurable than the transmittance and there exist situations where measurements in the transmission mode are not possible. These advantages are especially relevant to the fields such as optics, acoustics, and seismology [55–58].

III. NUMERICAL RESULTS AND DISCUSSION

A. Numerical results

In most of our calculations, we have set $V_0 = 0$ and computed $\langle R(t) \rangle$ by averaging over 10,000 distinct random configurations of ε_n . The step size in energy, ΔE , is 10^{-3} . We have chosen the system size L to be sufficiently large so that the transmission is negligible and the system can be considered an effectively semi-infinite medium.

Our main goal is to study the dynamics of wave packet propagation in 1D disordered mosaic lattices with $\kappa \geq 2$. However, it is instructive to first consider the $\kappa = 1$ case corresponding to the ordinary Anderson model to clarify the effects of the mosaic modulation. In a recent study, a numerical analysis of the time-dependent reflectance for the 1D Anderson model has been presented [53]. It has been reported that for any $W \in [1, 4]$ and $E_0 \in [-2 + 2\sigma, 2 - 2\sigma]$, the time dependence of $\langle R(t) \rangle$ obeys an inverse-square law of the form $\langle R(t) \rangle \propto t^{-2}$ in the

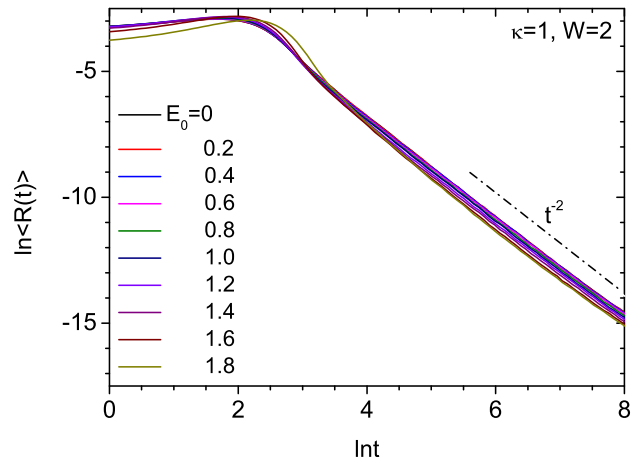


FIG. 1. Ln-ln plot of the disorder-averaged time-dependent reflectance $\langle R(t) \rangle$ versus time t for various values of E_0 when $\kappa = 1$, $W = 2$, $\sigma = 0.05$, $V_0 = 0$, and $L = 1000$. The time dependence of $\langle R(t) \rangle$ obeys an inverse-square law of the form $\langle R(t) \rangle \propto t^{-2}$ in the long-time limit.

long-time limit. This implies that all the incident wave packets exhibit an Anderson localization behavior. It has also been shown that this behavior is independent of the spectral shape of the wave packet or its spectral width σ as long as it is as small as 0.05 and 1. In the present work, we consider Gaussian wave packets with a fixed spectral width of $\sigma = 0.05$. In Fig. 1, we show our calculations for the time decay of $\langle R(t) \rangle$ when $\kappa = 1$, $W = 2$, and the system size $L = 1000$, which agree well with [53].

We are interested in exploring the transport behavior when the random mosaic modulation defined by Eq. (2) is introduced into the on-site potential of a lattice model. In Fig. 2, we set $\kappa = 2$ and plot the time evolution of $\langle R(t) \rangle$ for various values of E_0 when $W = 1, 2$, and 4. We find that for all values of E_0 , $\langle R(t) \rangle$ shows a power-law decay of the form $\langle R(t) \rangle \propto t^{-\gamma}$ in the long-time limit.

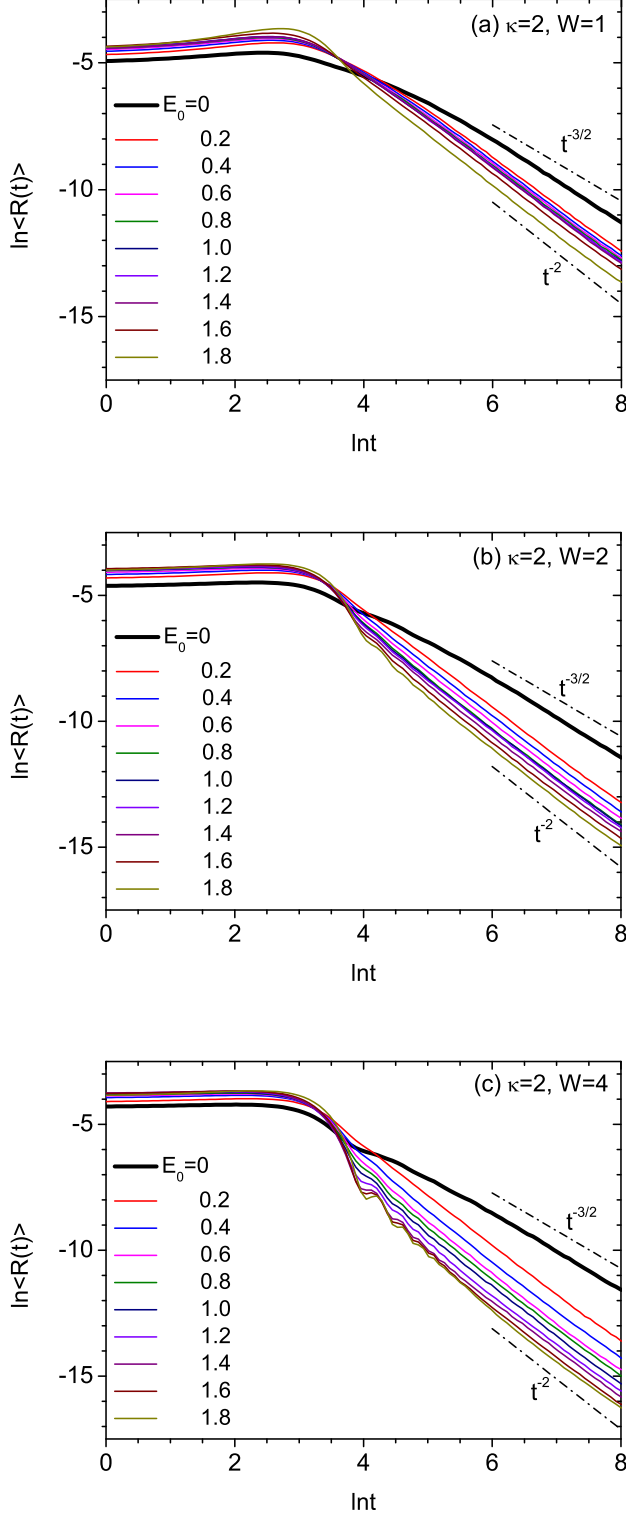


FIG. 2. Ln-Ln plots of $\langle R(t) \rangle$ versus t for various values of E_0 when $\kappa = 2$ and (a) $W = 1$, (b) $W = 2$, and (c) $W = 4$. σ and V_0 are fixed to 0.05 and 0 respectively and L is chosen to be 1300 in (a) and 1000 in (b) and (c). The curve for $E_0 = 0$ that is highlighted with a thick line scales as $t^{-3/2}$ in the long-time limit in contrast with other curves that scale as t^{-2} .

The exponent γ is equal to 2 for almost all E_0 values except for a narrow region close to $E_0 = 0$. In contrast, the value of γ at $E_0 = 0$ is equal to $3/2$ with a good approximation and is markedly different from the Anderson localization behavior shown for other E_0 values. In addition, the value of $\langle R(t) \rangle$ for $E_0 = 0$ is noticeably larger than those for other E_0 values when $\ln t$ is sufficiently large, as can be seen from the curves drawn with thick lines in Fig. 2. This behavior occurs for all values of the disorder parameter W considered here, as long as the system length L is sufficiently large such that the effect due to the leakage of the wave packet into the transmitted region is negligible. When the disorder is weak, we need to use a larger L to satisfy such a condition.

In Fig. 3, we set $\kappa = 3$ and plot the time evolution of $\langle R(t) \rangle$ for the same values of E_0 and W as in Fig. 2. Similarly to the $\kappa = 2$ case, the localization behavior takes place for most values of E_0 , while the diffusive behavior appears only near a special value of E_0 . In contrast to the previous case, however, the diffusive behavior with $\gamma = 3/2$ is observed at $E_0 = 1$. In addition, we have verified numerically that a similar diffusive behavior also occurs at $E_0 = -1$, though it has not been shown here explicitly.

Next, in Fig. 4, we consider the $\kappa = 4$ case. The overall long-time behavior is similar to the $\kappa = 2$ and 3 cases, but the diffusive behavior with $\gamma = 3/2$ occurs at two different values $E_0 = 0$ and $1.4 (\approx \sqrt{2})$ in the present case. In addition, a similar behavior is also observed at $E_0 = -\sqrt{2}$. Since the diffusive long-time behavior appears only in a narrow range of E_0 values, it can be considered as a kind of quasi-resonance. Combining the results obtained for $\kappa = 2, 3$, and 4, we deduce that the quasi-resonances occur symmetrically with respect to $E_0 = 0$ and their total number is equal to $\kappa - 1$. We also find that this behavior is unaffected by the disorder strength when $W \gtrsim 1$.

In order to examine the quasi-resonant nature of the diffusive long-time behavior more clearly, we plot the exponent γ obtained by fitting the numerical results in the long-time region where $5 < \ln t < 8$ versus E_0 , when $W = 2, 3, 4, 5$ and $\kappa = 2, 3, 4$ in Fig. 5. We point out that there is a mirror symmetry in a statistical sense with respect to $E_0 = 0$, though the region with $E_0 < 0$ is not shown here. Numerical results for many E_0 values around the sharp dips at $E_0 = 0, 1$, and $\sqrt{2}$ in addition to those shown in Figs. 2, 3, and 4 have been used in Fig. 5. As E_0 varies away from the values at the dips, γ increases rapidly from 1.5 to 2. The half-widths (full widths at half maximum) of all the dips are similar and roughly equal to 0.15. In order to show the positions of the quasi-resonances more clearly, some values of E_0 versus γ around the sharp dips are listed in Table I.

In the rest of this subsection, we present some additional results which are useful in deducing a general formula for the quasi-resonant energy values. In Fig. 6, we plot $\langle R(t) \rangle$ versus t at $E_0 = 0$ when $W = 4, \kappa = 2, 3, 4, 5$, and 6, and $V_0 = 0$. We find that the behavior of the

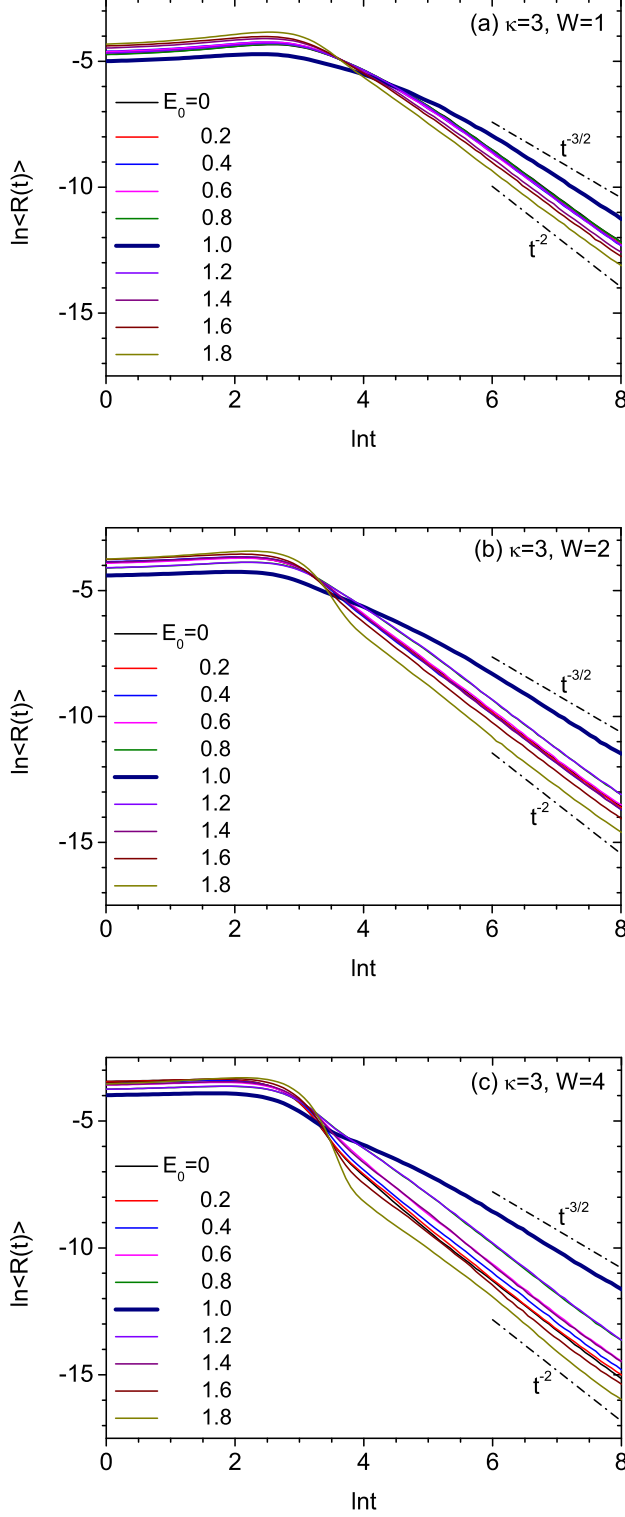


FIG. 3. Ln-ln plots of $\langle R(t) \rangle$ versus t for various values of E_0 when $\kappa = 3$ and (a) $W = 1$, (b) $W = 2$, and (c) $W = 4$. σ , V_0 , and L are fixed to 0.05, 0, and 1050 respectively. The curve for $E_0 = 1$ that is highlighted with a thick line scales as $t^{-3/2}$ in the long-time limit in contrast with other curves that scale as t^{-2} .

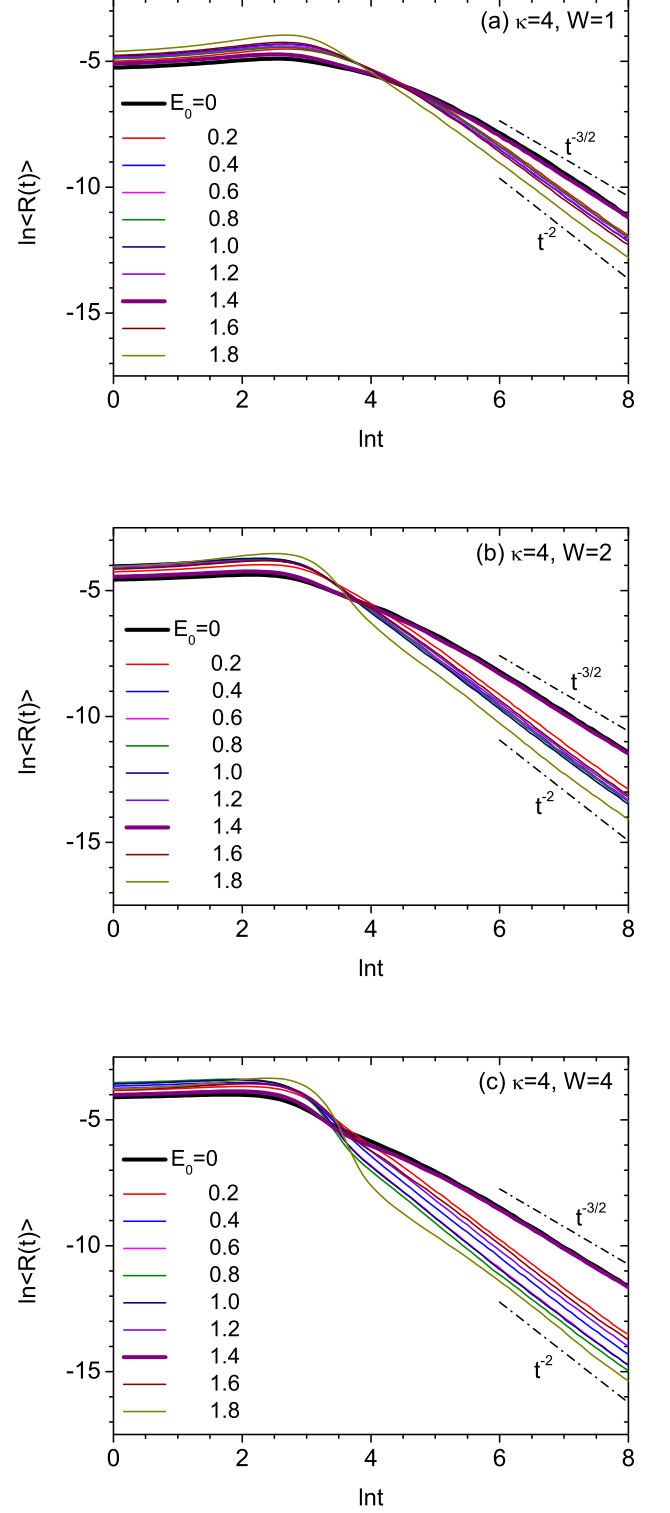


FIG. 4. Ln-ln plots of $\langle R(t) \rangle$ versus t for various values of E_0 when $\kappa = 4$ and (a) $W = 1$, (b) $W = 2$, and (c) $W = 4$. σ , V_0 , and L are fixed to 0.05, 0, and 1200 respectively. The curves for $E_0 = 0$ and 1.4 ($\approx \sqrt{2}$) scale as $t^{-3/2}$ in the long-time limit in contrast with other curves that scale as t^{-2} .

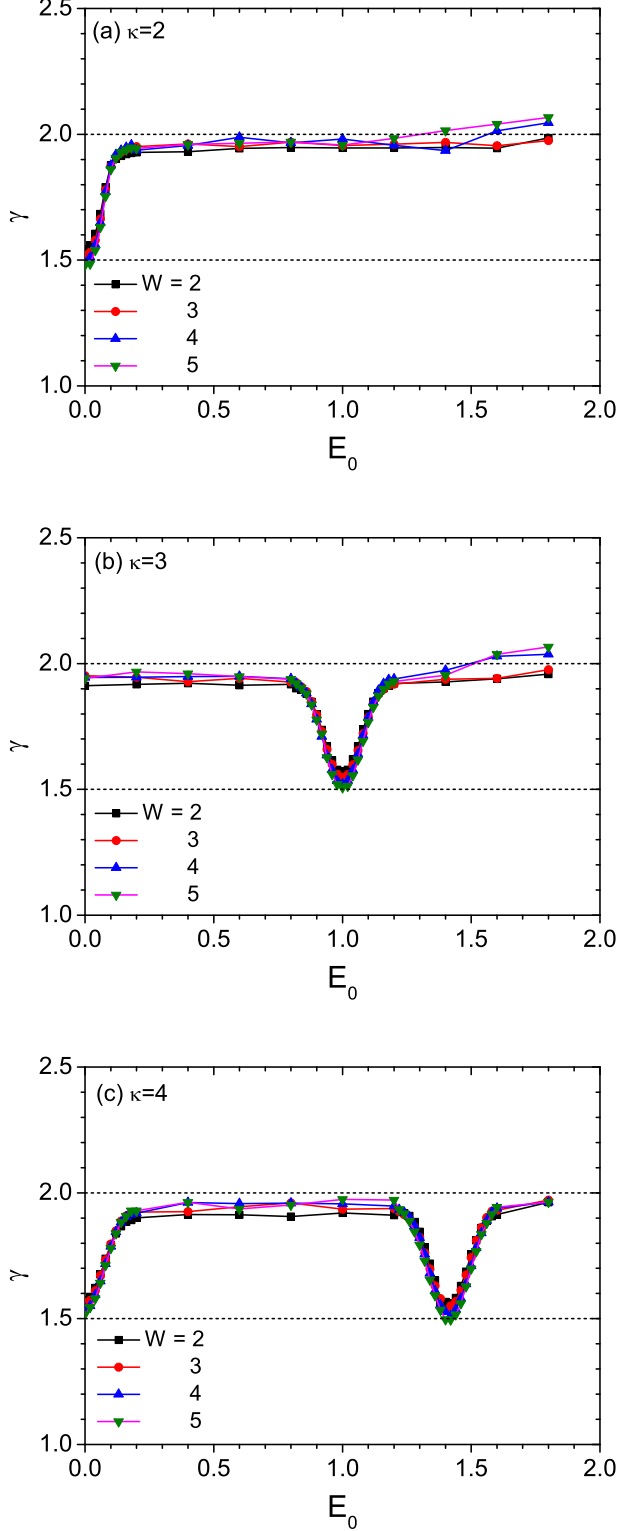


FIG. 5. The power-law exponent γ obtained by fitting the numerical results in the long-time region where $5 < \ln t < 8$ plotted versus E_0 when $W = 2, 3, 4, 5$ and (a) $\kappa = 2$, (b) $\kappa = 3$, and (c) $\kappa = 4$. σ and V_0 are fixed to 0.05 and 0 respectively and L is 1000 in (a), 1050 in (b), and 1200 in (c). The two dashed lines correspond to $\gamma = 3/2$ and 2 which are expected for diffusive and localized wave packets respectively.

TABLE I. List of the values of E_0 versus γ around the sharp dips at $E_0 = 1$ in Fig. 5(b) and at $E_0 = 1.4$ in Fig. 5(c). The minimum value of γ approaches $3/2$ at $E_0 = 1$ when $\kappa = 3$ and at $E_0 = 1.42 (\approx \sqrt{2})$ when $\kappa = 4$.

$\kappa = 3$		$\kappa = 4$	
E_0	γ	E_0	γ
0.90	1.778	1.30	1.822
0.92	1.710	1.32	1.756
0.94	1.636	1.34	1.680
0.96	1.577	1.36	1.610
0.98	1.534	1.38	1.554
1.00	1.521	1.40	1.527
1.02	1.535	1.42	1.510
1.04	1.577	1.44	1.536
1.06	1.640	1.46	1.580
1.08	1.715	1.48	1.638
1.10	1.786	1.50	1.710

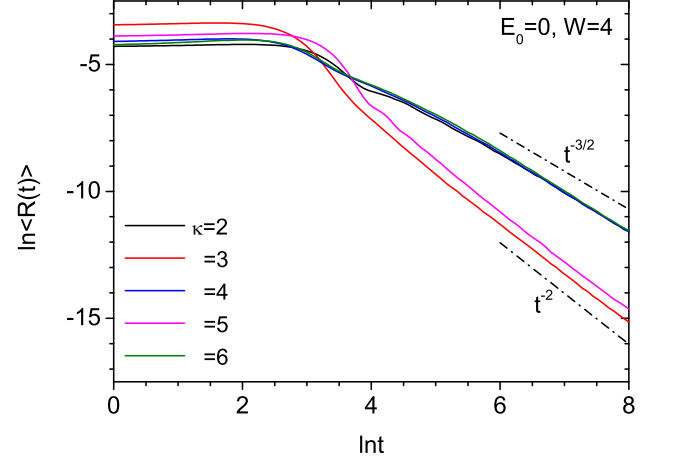


FIG. 6. Ln-ln plots of $\langle R(t) \rangle$ versus t for several values of κ when $E_0 = 0$ and $W = 4$. σ and V_0 are fixed to 0.05 and 0 respectively. The curves for even values of κ scale as $t^{-3/2}$ while those for odd values of κ scale as t^{-2} in the long-time limit.

incident wave packet at $E_0 = 0$ depends on the parity of κ . When κ is odd, the wave packet exhibits Anderson localization, while, when κ is even, it does a diffusive behavior.

Finally, in Fig. 7, we compare the long-time scaling behavior at $E_0 = 0$ and 0.2, when $V_0 = 0$ and $V_0 = 0.2$ for $\kappa = 2, 4$, and 6. A diffusive behavior is observed at $E_0 = 0$ when $V_0 = 0$, while it is found at $E_0 = V_0$ when $V_0 = 0.2$. Therefore the quasi-resonance energy is found to depend on the value of V_0 as well as κ .

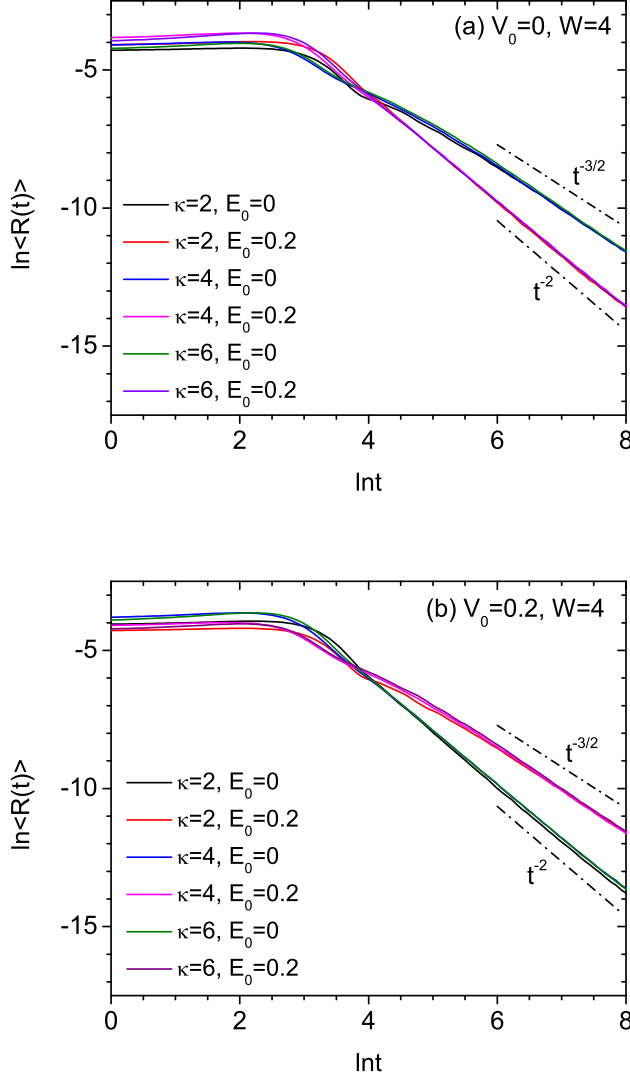


FIG. 7. Ln-ln plots of $\langle R(t) \rangle$ versus t for $\kappa = 2, 4, 6$, $E_0 = 0, 0.2$, $\sigma = 0.5$, and $W = 4$, when (a) $V_0 = 0$ and (b) $V_0 = 0.2$. In (a), the curves for $E_0 = 0$ scale as $t^{-3/2}$ and those for $E_0 = 0.2$ scale as t^{-2} in the long-time limit. In (b), the opposite behavior is observed.

B. Quasi-resonant diffusion of wave packets

The numerical results presented above clearly show that a wave packet propagating inside a disordered mosaic lattice displays a diffusive behavior for some special values of the wave packet's central energy in a quasi-resonant manner, although it exhibits Anderson localization for all the other values of the central energy. In other words, mosaic modulation of the lattice potential causes the usual exponential Anderson localization to be destroyed at special discrete values of the energy dependent on the modulation period. This is surprising be-

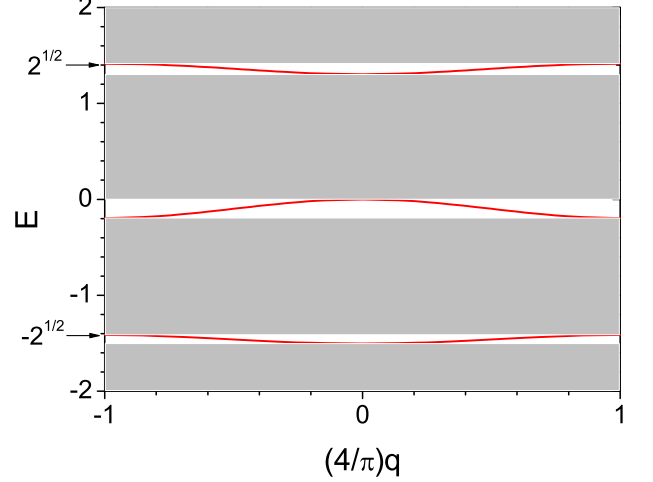


FIG. 8. Band structure of a periodic mosaic lattice model when $\kappa = 4$, $\beta = 10$, and $V_0 = 0$. The gray region denotes the forbidden bands. The dispersion relation between E and $(4/\pi)q$ is plotted in red inside the allowed bands. The energy values at the upper edges of the allowed bands are $\sqrt{2}$, 0 , and $-\sqrt{2}$, which agree precisely with Eq. (10).

cause all states are expected to be localized in 1D disordered systems, unless there is a factor causing exceptions. Thus we find that the periodic mosaic modulation is a feature that can induce a new type of delocalization in low-dimensional disordered systems.

From our numerical results given in the previous subsection, we can easily deduce that the central energy at the quasi-resonances, E_R , is given precisely by

$$E_R = V_0 + 2 \cos\left(\frac{\pi n}{\kappa}\right) \quad (n = 1, 2, \dots, \kappa - 1). \quad (10)$$

The number of E_R is equal to $\kappa - 1$. E_R is distributed symmetrically with respect to V_0 and $E_R = V_0$ is included only when κ is even. For several small values of κ , we obtain

$$E_R = \begin{cases} V_0 & \text{for } \kappa = 2 \\ V_0 \pm 1 & \text{for } \kappa = 3 \\ V_0, V_0 \pm \sqrt{2} & \text{for } \kappa = 4 \\ V_0 \pm \frac{\sqrt{5}-1}{2}, V_0 \pm \frac{\sqrt{5}+1}{2} & \text{for } \kappa = 5 \\ V_0, V_0 \pm 1, V_0 \pm \sqrt{3} & \text{for } \kappa = 6 \\ \dots & \end{cases} \quad (11)$$

We notice that this formula has an identical form to that for the resonance energy where the delocalization occurs in 1D binary random N -mer models with $N = \kappa$, though the underlying mechanism leading to Eq. (10) is quite different from the present case [27–29].

We pay close attention to the results that the dependence of γ on E_0 shown in Fig. 5 is insensitive to the strength of disorder W . In our model, the random potential is present only at periodically spaced sites $n = \kappa m$ ($m = 1, 2, 3, \dots$). In order for the numerical results to be

insensitive to the disorder strength, it is natural to assume that the wave-function amplitudes take very small values close to zero at those sites. That is, the wave function has nodes there. This implies that the eigenfunctions have a periodicity with the wavelength λ satisfying

$$\kappa = \frac{\lambda}{2}n \quad (n = 1, 2, 3, \dots). \quad (12)$$

For such eigenfunctions, the energy eigenvalues should be very close to the values obtained in the disorder-free case, which are given by $E = V_0 + 2 \cos q$. Since the wave vector q is related to λ by $q = 2\pi/\lambda$, we can obtain Eq. (10) in a straightforward way. This argument strongly suggests that the states at the energies E_R are rather insensitive to the disorder and therefore are not standard exponentially localized states.

Our disordered mosaic lattice model has characteristics of both periodic and random systems. It is thus instructive to consider a related periodic model, which we may call periodic mosaic lattice model, defined by Eq. (2), but with β_n replaced by a constant β . Since this model is strictly periodic with a period κ , it contains alternating forbidden and allowed bands. In Fig. 8, we show its band structure when $\kappa = 4$, $\beta = 10$, and $V_0 = 0$. The gray-colored region denotes the forbidden bands. The dispersion relation between E and $(4/\pi)q$ is plotted in red inside the allowed bands. We have found that the energy values at the upper edges of the allowed bands are precisely given by Eq. (10) for all values of κ , β , and V_0 . As the potential strength β increases to large values, the widths of the allowed bands become very small. In the large β limit, the allowed bands consist of infinitesimally narrow regions around the energies given by Eq. (10). If we compare this limiting case with the disordered mosaic lattice model for large W , we find that the forbidden bands and the narrow allowed bands at E_R in the periodic case are replaced respectively by exponentially localized states and diffusive states in the random case.

IV. CONCLUSION

In this paper, we have studied numerically the time evolution of Gaussian wave packets in an effectively semi-infinite disordered mosaic lattice chain where the on-

site potential takes a random value only at periodically spaced sites. We have performed extensive numerical calculations of the disorder-averaged time-dependent reflectance, $\langle R(t) \rangle$, for various values of the wave packet's central energy E_0 , the modulation period κ , and the disorder strength W . We have found that the long-time behavior of $\langle R(t) \rangle$ obeys a power-law decay of the form $t^{-\gamma}$ in all cases. In the absence of the mosaic modulation (i.e., $\kappa = 1$), the exponent γ is equal to 2 regardless of the parameters, implying the onset of the standard Anderson localization. When the mosaic modulation is turned on (i.e., $\kappa \geq 2$), γ is still equal to 2 for almost all values of E_0 , while at a finite number (equal to $\kappa - 1$) of discrete values of E_0 dependent on κ , γ approaches 3/2, implying the onset of the classical diffusion. We have found that this phenomenon is independent of W as long as it is sufficiently large and occurs in a quasi-resonant manner such that γ varies rapidly from 3/2 to 2 in a narrow energy range as E_0 varies away from the quasi-resonance values. We have deduced a simple analytical formula for the quasi-resonance energies and provided an explanation of this novel delocalization phenomenon based on the interplay between randomness and band structure. The model proposed here can be readily realized experimentally using various physical systems, which include coupled optical waveguide arrays, synthetic photonic lattices, and ultracold atoms. In the future research, it is desirable to analyze the participation ratio, the logarithmic transmittance, and the localization length to elucidate the true nature of the delocalized states at the quasi-resonances as well as to test the theoretical predictions experimentally.

ACKNOWLEDGMENTS

B.P.N. would like to thank Felix Izrailev for carefully reading a draft version of the manuscript and providing valuable comments. This research was supported through a National Research Foundation of Korea Grant (NRF-2022R1F1A1074463) funded by the Korean Government. It was also supported by the Basic Science Research Program funded by the Ministry of Education (2021R1A6A1A10044950) and by the Global Frontier Program (2014M3A6B3063708).

-
- [1] P. W. Anderson, Absence of diffusion in certain random lattices, *Phys. Rev.* **109**, 1492 (1958).
 - [2] P. A. Lee and T. V. Ramakrishnan, Disordered electronic systems, *Rev. Mod. Phys.* **57**, 287 (1985).
 - [3] F. Evers and A. D. Mirlin, Anderson transitions, *Rev. Mod. Phys.* **80**, 1355 (2008).
 - [4] H. Hu, A. Strybulevych, J. H. Page, S. E. Skipetrov, and B. A. van Tiggelen, Localization of ultrasound in a three-dimensional elastic network, *Nat. Phys.* **4**, 945 (2008).

- [5] G. Modugno, Anderson localization in Bose-Einstein condensates, *Rep. Prog. Phys.* **73**, 102401 (2010).
- [6] S. A. Gredeskul, Y. S. Kivshar, A. A. Asatryan, K. Y. Bliokh, Y. P. Bliokh, V. D. Freilikher, and I. V. Shadrivov, Anderson localization in metamaterials and other complex media, *Low Temp. Phys.* **38**, 570 (2012).
- [7] M. Segev, Y. Silberberg, and D. N. Christodoulides, Anderson localization of light, *Nat. Photon.* **7**, 197 (2013).
- [8] R. R. Naraghi and A. Dogariu, Phase transitions in diffusion of light, *Phys. Rev. Lett.* **117**, 263901 (2016).

- [9] D. Leykam, J. D. Bodyfelt, A. S. Desyatnikov, and S. Flach, Localization of weakly disordered flat band states, *Eur. Phys. J. B* **90**, 1 (2017).
- [10] S. Derevyanko, Anderson localization of a one-dimensional quantum walker, *Sci. Rep.* **8**, 1795 (2018).
- [11] Y. Sharabi, H. H. Sheinfux, Y. Sagi, G. Eisenstein, and M. Segev, Self-induced diffusion in disordered nonlinear photonic media, *Phys. Rev. Lett.* **121**, 233901 (2018).
- [12] B. P. Nguyen, T. K. T. Lieu, and K. Kim, Numerical study of the transverse localization of waves in one-dimensional lattices with randomly distributed gain and loss: effect of disorder correlations, *Waves Random Complex Media* **32**, 390 (2022).
- [13] P. Pelletier, D. Delande, V. Josse, A. Aspect, S. Mayboroda, D. N. Arnold, and M. Filoche, Spectral functions and localization-landscape theory in speckle potentials, *Phys. Rev. A* **105**, 023314 (2022).
- [14] E. Abrahams, P. W. Anderson, D. C. Licciardello and T. V. Ramakrishnan, Scaling theory of localization: Absence of quantum diffusion in two dimensions, *Phys. Rev. Lett.* **42**, 673 (1979).
- [15] J. E. Sipe, P. Sheng, B. S. White, and M. H. Cohen, Brewster anomalies: A polarization-induced delocalization effect, *Phys. Rev. Lett.* **60**, 108 (1988).
- [16] K. Kim, F. Rotermund, D.-H. Lee, and H. Lim, Propagation of p -polarized electromagnetic waves obliquely incident on stratified random media: Random phase approximation, *Waves Random Complex Media* **17**, 43 (2007).
- [17] K. J. Lee and K. Kim, Universal shift of the Brewster angle and disorder-enhanced delocalization of p waves in stratified random media, *Opt. Express* **19**, 20817 (2011).
- [18] T. M. Jordan, J. C. Partridge, and N. W. Roberts, Suppression of Brewster delocalization anomalies in an alternating isotropic-birefringent random layered medium, *Phys. Rev. B* **88**, 041105(R) (2013).
- [19] K. Kim, Anderson localization of electromagnetic waves in randomly-stratified magnetodielectric media with uniform impedance, *Opt. Express* **23**, 14520 (2015).
- [20] K. Kim and S. Kim, Anderson localization and Brewster anomaly of electromagnetic waves in randomly-stratified anisotropic media, *Mater. Res. Express* **6**, 085803(2019).
- [21] Q. Zhao, J. Gong, and C. A. Müller, Localization behavior of Dirac particles in disordered graphene superlattices, *Phys. Rev. B* **85**, 104201 (2012).
- [22] A. Fang, Z. Q. Zhang, S. G. Louie, and C. T. Chan, Anomalous Anderson localization behaviors in disordered pseudospin systems, *Proc. Natl. Acad. Sci. U.S.A.* **114**, 4087 (2017).
- [23] S. Kim and K. Kim, Anderson localization and delocalization of massless two-dimensional Dirac electrons in random one-dimensional scalar and vector potentials, *Phys. Rev. B* **99**, 014205 (2019).
- [24] S. Kim and K. Kim, Anderson localization of two-dimensional massless pseudospin-1 Dirac particles in a correlated random one-dimensional scalar potential, *Phys. Rev. B* **100**, 104201 (2019).
- [25] D. H. Dunlap, H.-L. Wu, and P. W. Phillips, Absence of localization in a random-dimer model, *Phys. Rev. Lett.* **65**, 88 (1990).
- [26] V. Bellani, E. Diez, R. Hey, L. Toni, L. Tarricone, G. B. Parravicini, F. Domínguez-Adame, and R. Gómez-Alcalá, Experimental evidence of delocalized states in random dimer superlattices, *Phys. Rev. Lett.* **82**, 2159 (1999).
- [27] H.-L. Wu, W. Goff, and P. W. Phillips, Insulator-metal transitions in random lattices containing symmetrical defects, *Phys. Rev. B* **45**, 1623 (1992).
- [28] F. M. Izrailev, T. Kottos, and G. P. Tsironis, Hamiltonian map approach to resonant states in paired correlated binary alloys, *Phys. Rev. B* **52**, 3274 (1995).
- [29] J. Major, Extended states in disordered one-dimensional systems in the presence of the generalized N -mer correlations, *Phys. Rev. A* **94**, 053613 (2016).
- [30] F. A. B. F. de Moura and M. L. Lyra, Delocalization in the 1D Anderson model with long-range correlated disorder, *Phys. Rev. Lett.* **81**, 3735 (1998).
- [31] F. M. Izrailev and A. A. Krokhin, Localization and the mobility edge in one-dimensional potentials with correlated disorder, *Phys. Rev. Lett.* **82**, 4062 (1999).
- [32] J. W. Kantelhardt, S. Russ, A. Bunde, S. Havlin, and I. Webman, Comment on “Delocalization in the 1D Anderson model with long-range correlated disorder”, *Phys. Rev. Lett.* **84**, 198 (2000).
- [33] U. Kuhl, F. M. Izrailev and A. A. Krokhin, Experimental observation of the mobility edge in a waveguide with correlated disorder, *Appl. Phys. Lett.* **77**, 633 (2000).
- [34] J. Biddle and S. Das Sarma, Predicted mobility edges in one-dimensional incommensurate optical lattices: An exactly solvable model of Anderson localization, *Phys. Rev. Lett.* **104**, 070601 (2010).
- [35] A. Purkayastha, A. Dhar, and M. Kulkarni, Nonequilibrium phase diagram of a one-dimensional quasiperiodic system with a single-particle mobility edge, *Phys. Rev. B* **96**, 180204(R) (2017).
- [36] H. P. Lüschen, S. Scherg, T. Kohlert, M. Schreiber, P. Bordia, X. Li, S. Das Sarma, and I. Bloch, Single-particle mobility edge in a one-dimensional quasiperiodic optical lattice, *Phys. Rev. Lett.* **120**, 160404 (2018).
- [37] F. A. An, E. J. Meier, and B. Gadway, Engineering a flux-dependent mobility edge in disordered zigzag chains, *Phys. Rev. X* **8**, 031045 (2018).
- [38] Y. Wang, X. Xia, L. Zhang, H. Ya, S. Chen, J. You, Q. Zhou and X.-J. Liu, One-dimensional quasiperiodic mosaic lattice with exact mobility edges, *Phys. Rev. Lett.* **125**, 196604 (2020).
- [39] Q.-B. Zeng, R. Lü, and L. You, Topological superconductors in one-dimensional mosaic lattices, *EPL* **135**, 17003 (2021).
- [40] Y. Liu, Y. Wang, X.-J. Liu, Q. Zhou, and S. Chen, Exact mobility edges, PT -symmetry breaking, and skin effect in one-dimensional non-Hermitian quasicrystals, *Phys. Rev. B* **103**, 014203 (2021).
- [41] Q.-B. Zeng and R. Lü, Topological phases and Anderson localization in off-diagonal mosaic lattices, *Phys. Rev. B* **104**, 064203 (2021).
- [42] L.-Y. Gong, H. Lu, and W.-W. Cheng, Exact mobility edges in 1D mosaic lattices inlaid with slowly varying potentials, *Adv. Theory Simul.* **4**, 2100135 (2021).
- [43] Z.-H. Wang, F. Xu, L. Li, D.-H. Xu, and B. Wang, Topological superconductors and exact mobility edges in non-Hermitian quasicrystals, *Phys. Rev. B* **105**, 024514 (2022).
- [44] D. Dwiputra and F.P. Zen, Single-particle mobility edge without disorder, *Phys. Rev. B* **105**, L081110 (2022).
- [45] B. White, P. Sheng, Z. Q. Zhang, and G. Papanicolaou, Wave localization characteristics in the time domain, *Phys. Rev. Lett.* **59**, 1918 (1987).

- [46] F. J. P. Schuurmans, M. Megens, D. Vanmaekelbergh, and A. Lagendijk, Light scattering near the localization transition in macroporous GaP networks, *Phys. Rev. Lett.* **83**, 2183 (1999).
- [47] M. Titov and C. W. J. Beenakker, Signature of wave localization in the time dependence of a reflected pulse, *Phys. Rev. Lett.* **85**, 3388 (2000).
- [48] P. M. Johnson, A. Imhof, B. P. J. Bret, J. G. Rivas, and A. Lagendijk, Time-resolved pulse propagation in a strongly scattering material, *Phys. Rev. E* **68**, 016604 (2003).
- [49] S. E. Skipetrov and B. A. van Tiggelen, Dynamics of weakly localized waves, *Phys. Rev. Lett.* **92**, 113901 (2004).
- [50] S. E. Skipetrov and B. A. van Tiggelen, Dynamics of Anderson localization in open 3D media, *Phys. Rev. Lett.* **96**, 043902 (2006).
- [51] K. M. Douglass, S. John, T. Suezaki, G. A. Ozin, and A. Dogariu, Anomalous flow of light near a photonic crystal pseudo-gap, *Opt. Express* **19**, 25320 (2011).
- [52] A. Aubry, L. A. Cobus, S. E. Skipetrov, B. A. van Tiggelen, A. Derode, and J. H. Page, Recurrent scattering and memory effect at the Anderson localization transition, *Phys. Rev. Lett.* **112**, 043903 (2014).
- [53] S. E. Skipetrov and A. Sinha, Time-dependent reflection at the localization transition, *Phys. Rev. B* **97**, 104202 (2018).
- [54] S. Aubry and G. André, Analyticity breaking and Anderson localization in incommensurate lattices, *Ann. Isr. Phys. Soc.* **3**, 133 (1980).
- [55] T. Durduran, R. Choe, W. B. Baker, and A. G. Yodh, Diffuse optics for tissue monitoring and tomography, *Rep. Prog. Phys.* **73**, 076701 (2010).
- [56] D. A. Boas and A. K. Dunn, Laser speckle contrast imaging in biomedical optics, *J. Biomed. Opt.* **15**, 011109 (2010).
- [57] S. Shahjahan, A. Aubry, F. Rupin, B. Chassignole, and A. Derode, A random matrix approach to detect defects in a strongly scattering polycrystal: How the memory effect can help overcome multiple scattering, *Appl. Phys. Lett.* **104**, 234105 (2014).
- [58] J.-P. Fouque (editor), *Diffuse Waves in Complex Media* (Kluwer, Dordrecht, 1999).