

The Sources of Fast Radio Bursts

J. I. Katz

Department of Physics and McDonnell Center for the Space Sciences

Washington University, St. Louis, Mo. 63130

`katz@wuphys.wustl.edu`

Received _____; accepted _____

ABSTRACT

Repeating and apparently non-repeating Fast Radio Bursts are distinct classes of events produced by distinct classes of sources. As if for conference proceedings, this paper reviews the evidence for that division, and then discusses the statistics of and possible models of each class of source: black hole accretion discs for repeating FRB and hypermagnetized neutron stars (SGR) for apparently non-repeating FRB.

1. Introduction

When a category of phenomena consists of two or more distinct sub-categories, understanding requires separating those sub-categories. A model that explains one sub-category may be contradicted by data from another sub-category. It would not be wrong, but rather applied outside its domain of validity, and rejected without justification. Historic examples include the distinction between novæ and supernovæ, between Gamma Ray Bursts (GRB) and Soft Gamma Repeaters (SGR) and between Populations I and II Cepheids. In each case, very distinct events were conflated until further data (SN 1885 in the Andromeda galaxy and its recognition as a distant external galaxy, repetitions and spectral data of SGR 0525–66, the differing compositions of Populations I and II stars) established the distinction.

Fast Radio Burst (FRB) sources are divided into repeating and apparently non-repeating categories. However, it is not obvious (or necessarily so) that this distinction is meaningful: It might be only an artefact of the duration of observations (every repeater has a first detected burst, after which it is an apparent non-repeater, until a second burst is observed), only quantitative (qualitatively similar sources differing in repetition rate,

in which case apparent non-repeaters eventually repeat), or qualitative, in which case the two categories are fundamentally different and require different explanations. *N. B.*: “Apparently non-repeating” is defined phenomenologically, as the absence of repetitions in extant data; it need not imply never repeating, only that bursts are infrequent. Hashimoto *et al.* (2020) have shown that the rate of truly catastrophic events that destroy their source objects (supernovæ, merging neutron stars, *etc.*) is insufficient to account for the observed rate of apparently non-repeating FRB, implying that they must repeat at some low rate.

§1 summarizes the arguments that repeating and apparently non-repeating FRB are qualitatively different, and that different sources must be sought for them. §2 proposes that repeating FRB are produced by accretion discs around black holes, likely of intermediate (between stellar and AGN) mass. §3 argues for the widely held hypothesis that apparently non-repeating FRB are produced by “magnetars”, hypermagnetized neutron stars whose emission is powered by their magnetostatic energy. The arguments presented here are phenomenological, rather than based on theoretical models of FRB emission, a much more difficult problem.

2. Two Distinct Classes

There are several ways in which repeaters differ from apparent non-repeaters.

2.1. Duty Factor

A duty factor D may be defined, as a generalization of its definition in engineering, in which it is the fraction of a time a system operates (for example, a radar transmitting a

1 μ s pulse 1000 times a second has a duty factor of 0.001):

$$D \equiv \frac{\langle F \rangle^2}{\langle F^2 \rangle}, \quad (1)$$

where F is the flux. For a source that emits at a constant flux a fraction D of the time this is equivalent to the engineering definition of D , but generalizes it to the astronomical case of a source whose intensity varies.

The best-studied repeating FRB 121102 has $D \sim 10^{-5}$, as may be estimated from the observation of ~ 1 ms pulses with typical intervals ~ 100 s (Li *et al.* 2021). In contrast, the best-observed apparently non-repeating FRB have $D \lesssim 10^{-8}$ – 10^{-10} (Katz 2019).

The large number of sources (about 500 discovered per year) observed by CHIME/FRB and its observing duty factor $d \approx 0.02$ (30 minutes/day) imply either that in the fairly near future (1–10 years) this upper bound will be reduced by orders of magnitude to a rate

$$R \lesssim \frac{2}{NTd} \approx 0.2 \left(\frac{T}{y} \right)^{-2} y^{-1}, \quad (2)$$

where T is the duration of observation and $N \approx 500T/y$ is the number of sources observed, or that repetitions of previously apparently non-repeating FRB will be observed.

For the present CHIME/FRB catalogue (CHIME/FRB 2021), $T \approx 1$ y and $R \lesssim 0.2/y$. With a nominal FRB width $\Delta t = 3$ ms, the implied bound on the duty factors of apparently non-repeating FRB

$$D \sim R\Delta t \lesssim 2 \times 10^{-11}, \quad (3)$$

several orders of magnitude less than the duty factors of known repeating FRB. Even if repetitions are observed, their implied duty factors will be orders of magnitude less than those of known repeaters. This distinguishes repeating from apparently non-repeating FRB and implies different sources and mechanisms.

2.2. Spectro-Temporal Differences

The spectral and temporal behavior of repeating and apparently non-repeating FRB differ. Some of these differences are shown in Figs. 1, 2, 3.

2.3. Polarization

Repeating FRB have polarization that increases with increasing frequency. This is in contrast to pulsars, whose polarization typically is a decreasing function of frequency (Feng *et al.* 2022). This argues against models in which *repeating* FRB are produced within neutron star magnetospheres.

It does not argue against FRB models in which the energy source is a neutron star but emission occurs far away by mechanisms different from those that radiate pulsar pulses (Sridhar *et al.* 2021). In such models the energy source could be either rotational (a pulsar) or magnetostatic (a magnetar).

Some of the differences between repeaters and apparent non-repeaters are shown in Fig. 4.

3. Sources of Repeaters and The Magnetar Hypothesis

The most popular models of FRB involve “magnetars”, neutron stars with extraordinary (10^{14} – 10^{15} gauss) magnetic fields whose magnetostatic energy was proposed (Katz 1982; Thompson & Duncan 1992) to power Soft Gamma Repeaters (SGR). Their existence was demonstrated by the discovery of their quiescent counterparts, Anomalous X-Ray Pulsars (AXP), whose rapid spindown demonstrated the existence of the large magnetic fields required to power SGR outbursts.

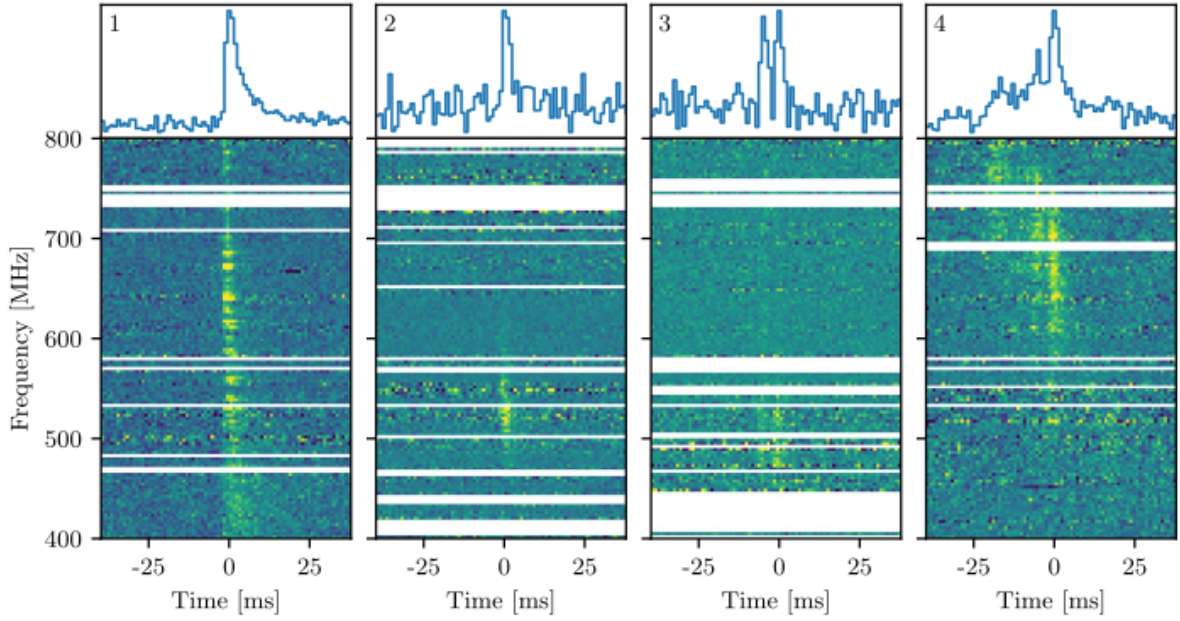


Figure 3. De-dispersed dynamic spectra of the four FRB morphology archetypes described in the text, as detected by CHIME/FRB. These are FRBs 20190527C, 20190515D, and 20181117B and the 2019 August 10 burst of repeating FRB 20190117A. Knots of intensity in the burst spectra are instrumental in origin.

Fig. 1.— Repeaters show drift to lower frequency “sad trombone”, distinct from dispersion. Apparent non-repeaters do not (Pleunis *et al.* 2021b).

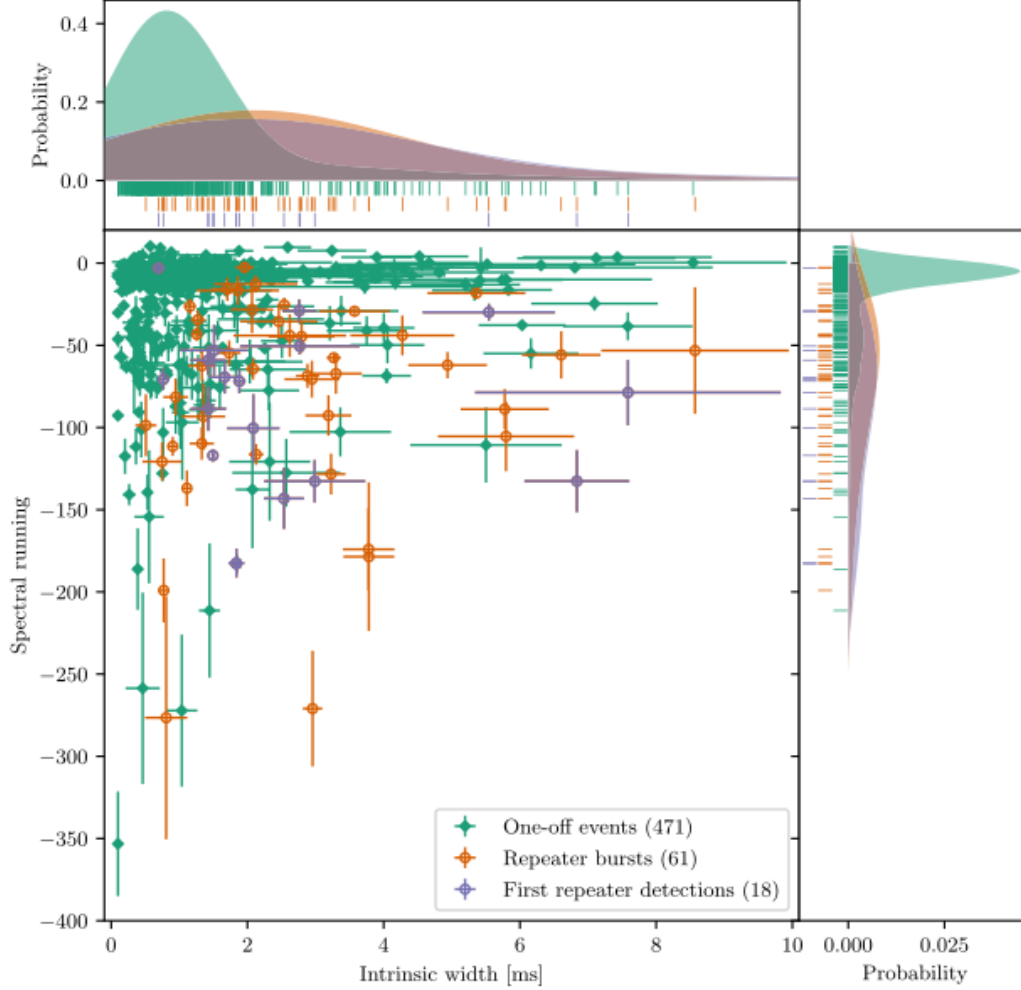


Figure 4. Spectral runnings and intrinsic widths from model fits to the FRBs in Catalog 1, separated in one-off events (green diamonds), repeater bursts (orange open circles), and first repeater detections (purple open circles). Error bars represent 1σ uncertainties on the least-squares model fits. On the top and on the right are the 1D distributions (vertical/horizontal lines) and associated kernel density estimates (see Section 2.1.3) of the respective parameters.

Fig. 2.— Fitted spectral parameter “running” *vs.* burst length. Apparent non-repeaters (“one-offs”) green, repeaters purple and orange. “Running” is a parameter from a spectral fit (Pleunis *et al.* 2021b).

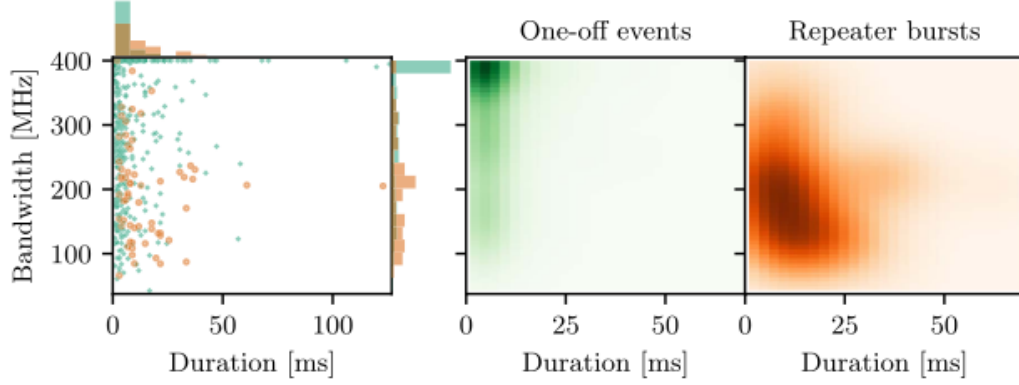


Figure 5. Bandwidths and durations of the FRBs in Catalog 1 with normalized histograms on the sides. FRBs are separated into one-off events (green diamonds) and repeater bursts (orange open circles). The panels on the right show smoothed and normalized distributions of all one-off events (green) and all repeater bursts (orange), respectively. Only bursts with detection $S/N > 12$ are included. Note that the one-off events may contain as-of-yet-undiscovered repeater sources (e.g., due to limited exposure or source activity). Note also that a subset of bursts have underestimated bandwidths owing to detections away from the center of a formed beam (cf. Section 2.1.3).

Fig. 3.— Burst bandwidth *vs.* length. Apparent non-repeaters (“one-offs”) green, repeaters purple and orange (Pleunis *et al.* 2021b).

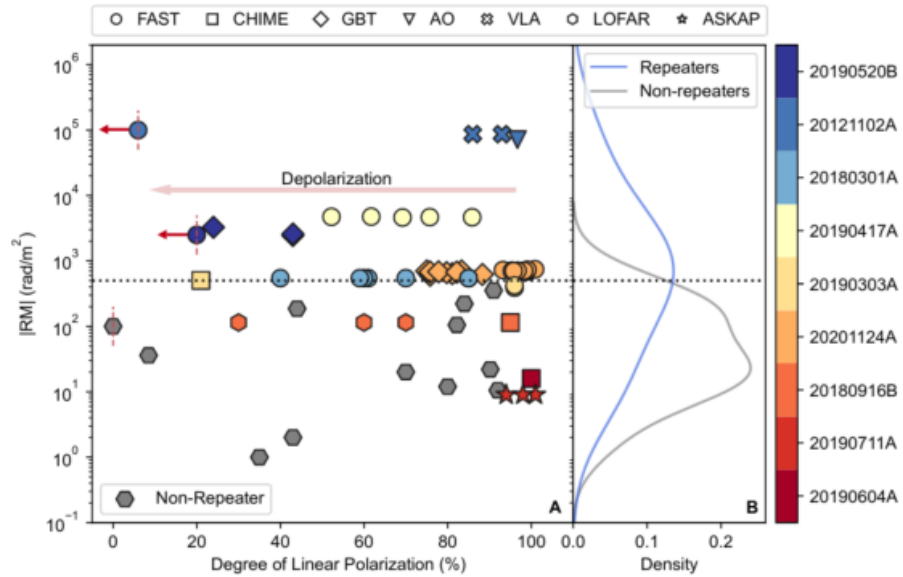


Fig. 4.— Repeaters have, on average, larger rotation measure (RM) than apparent non-repeaters (Feng *et al.* 2022).

3.1. Giant outburst of SGR 1806-20 did not make a FRB

A fortuitous out-of-beam radio observation (Tendulkar, Kaspi & Patel 2016) of the giant outburst of SGR 1806-20 did not observe a FRB. At its Galactic distance (about 300,000 times closer than a “cosmological” FRB at $z \sim 1$) and with 60 dB sidelobe suppression, a “cosmological” FRB would have been about 50 dB brighter than at $z \sim 1$. Yet no FRB was observed.

3.2. Repeaters in compact dense plasma environments

FRB 121102 has a multi-milligauss magnetic field (Katz 2021a) and the dispersion measure (DM) of FRB 190520B varies rapidly over a range of 40 pc-cm⁻³, implying an electron density $n_e \sim 10^9$ cm⁻³ (Katz 2022b). However, known magnetars are in supernova remnants, swept clear of dense plasma. Observations of pulsars in these environments do not show the rapid variations of DM and RM observed in some repeating FRB.

3.3. Absence of rotational periodicity

Periodicity is expected if the energy source is a rotating magnetic neutron star. This applies whether the radiation is emitted in the magnetosphere or in a surrounding supernova remnant excited by a narrowly collimated beam. In order to produce a pulse of width Δt at a distance R from the source of the beam requires collimation within an angle $\Delta\theta \lesssim \sqrt{\Delta t/Rc}$ if the the beam is directed to the observer, and $\Delta\theta \lesssim \Delta t/Rc$ if it is oblique (less likely, because then the radiation would not be collimated in the observer’s direction).

Rotating Radio Transients (RRAT) are pulsars most of whose pulses are nulled; RRAT are natural models for the temporal behavior of FRB, if FRB are produced by rotating

neutron stars. The periodicity of RRAT is demonstrated by showing that their pulses are separated by integer multiples of an underlying period. No such period has ever been found for repeating FRB. The best data are those of Gajjar *et al.* (2018), who observed five bursts from FRB 121102 within 93 s, giving four independent constraints on any such period. Confinement to such a short interval essentially eliminates the effects of any possible period derivative and of uncertainty in the times of the bursts. Attempts to find such a period have failed, in this object and in other repeating FRB.

A more systematic study of these data (Katz 2022a) calculated a figure of merit

$$\text{FOM}(P) = \sum_{i=\text{C,D,E,F}} \left(\frac{(t_i - t_B) - \text{NINT}[(t_i - t_B)/P]P}{P} \right)^2, \quad (4)$$

where the bursts are denoted B, C, D, E and F, for the fit of the burst times to periods P , for 10^7 periods from 0.432 ms to 1.2 h, evenly spaced in frequency from 231 μHz to 2.31 kHz. The results are shown in Fig. 5.

The data of Li *et al.* (2021), 1652 bursts of FRB 121102, may be searched for periodicity using periodograms. These bursts were observed over several months, over which time even a very small frequency drift (neutron star spindown) would dephase a periodogram by

$$\Delta\phi = \frac{1}{8}\dot{\omega}T^2, \quad (5)$$

where T is the length of the data run. Hence it is necessary to analyze each separate data run, generally about one hour long, separately, reducing T from months to about a hour, and $\Delta\phi$ by nearly seven orders of magnitude. An underlying periodicity would appear in each run, though possibly at slightly differing periods, even though it would be washed out in a periodogram of the entire dataset. These periods could be separated by less than their individual uncertainties.

The dataset of Li *et al.* (2021) includes 17 separate runs with at least 50 bursts

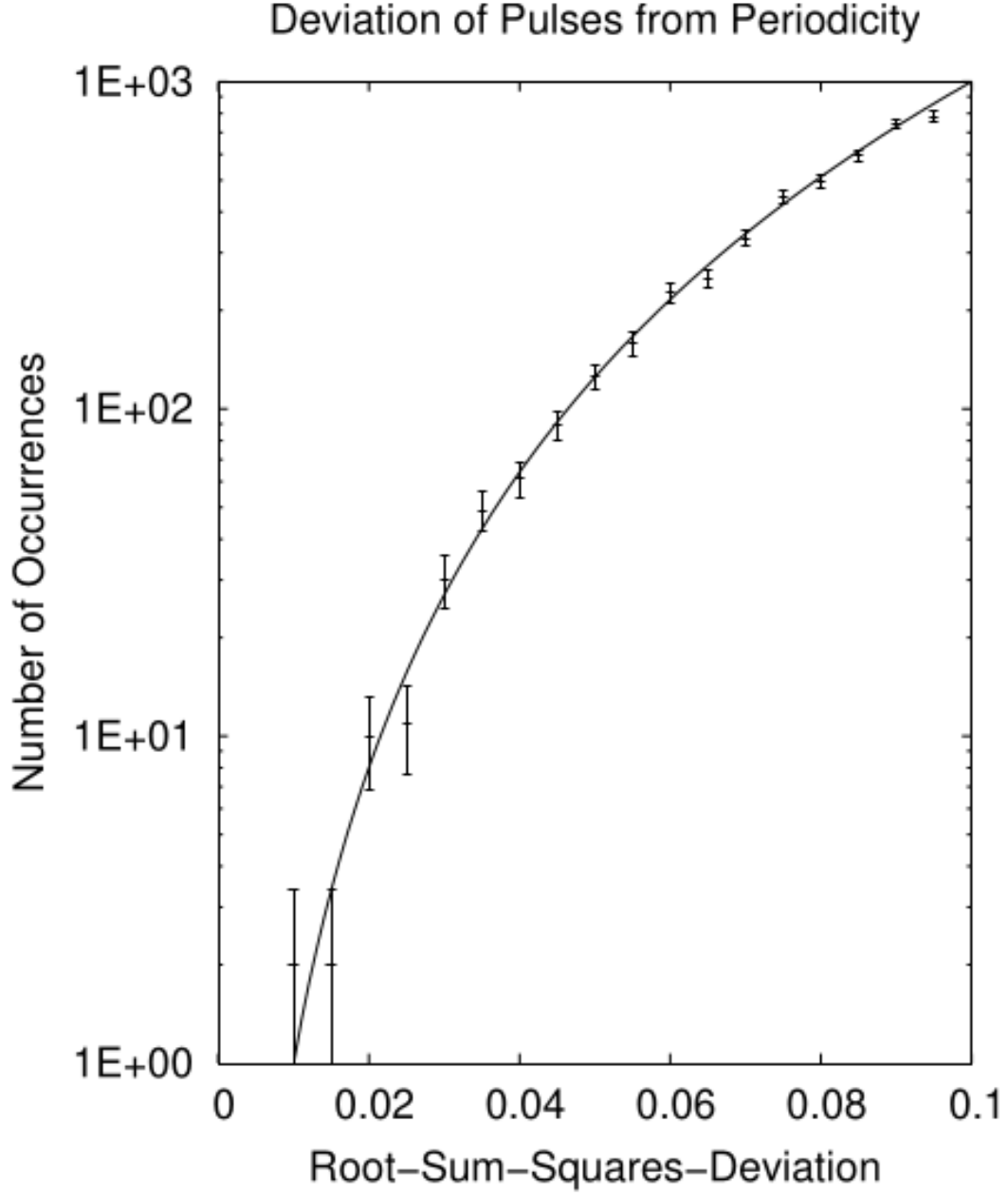


Fig. 5.— Distribution of r.m.s. deviation from exact periodicity for hypothesized periods for five FRB 121102 bursts in 93 s (Gajjar *et al.* 2018); Error bars are $\pm 1\sigma$. The smooth curve is expected for uncorrelated aperiodic bursts (shot noise). If the bursts were periodic that period would have had zero r.m.s. deviation; no such period is found.

each. These are analyzed and the distribution of periodogram amplitudes (summed over the 17 periodograms) shown in Fig. 6. The distribution is close to the Gaussian expected for “shot noise” burst times, somewhat broadened and skewed by the slow variations in activity of FRB 121102. A period in even one periodogram of the 17 would give an outlying amplitude and a persistent period would give a cluster of outliers, even though the individual periodicities would be dephased. The largest average normalized amplitude in the data is 1.706, consistent with shot noise.

Periodograms of 1–2 hour periods of intense activity, each comparable to a single observing session of FRB 121102 (Li *et al.* 2021), of FRB 180916B (Mckinven *et al.* 2022) and of FRB 200120E (Dai *et al.* 2022) also showed no evidence of periodicity.

3.4. Dense chaotic environments

The dispersion measures of FRB include contributions from our Galactic disc, the Galactic halo, the intergalactic medium, the host galaxy and the vicinity of the FRB source. The Galactic contributions can be estimated, but with substantial uncertainty. When the FRB source is identified with a galaxy of measured redshift the intergalactic contribution can be estimated with confidence. The host galaxy’s contribution is necessarily uncertain, but is plausibly of the same order as the Galactic contribution. Fig. 7 shows the results. Most repeaters have an excess DM attributable to their near-source environment, while apparent non-repeaters (“one-offs”) do not. Most striking is the repeater FRB 190520B whose excess is about 900 pc-cm^{-3} , an order of magnitude greater than a likely interstellar contribution of its host galaxy. The near-source environment must be dense.

The environments of repeaters are extraordinary in other ways. The rotation measure of FRB 190520B changed from about $10000/\text{m}^2$ to $-16000/\text{m}^2$ over six months (Dai *et al.*

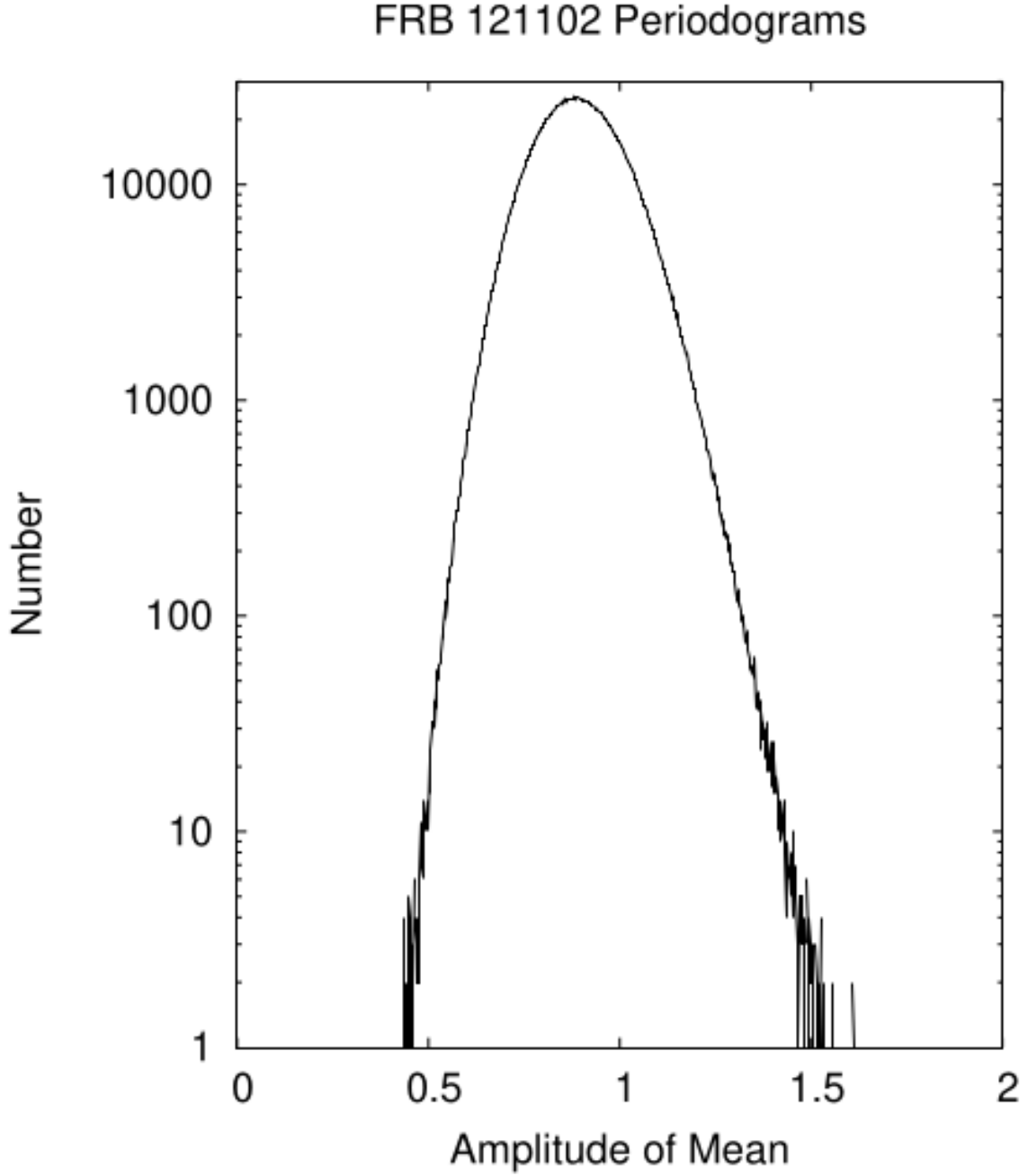


Fig. 6.— Distribution of the the 3.6×10^6 averages of the normalized amplitudes of 17 single-session (≥ 50 bursts) periodograms of FRB 121102 for periods from 1 ms to 1 hour, evenly spaced in frequency; data from Li *et al.* (2021).

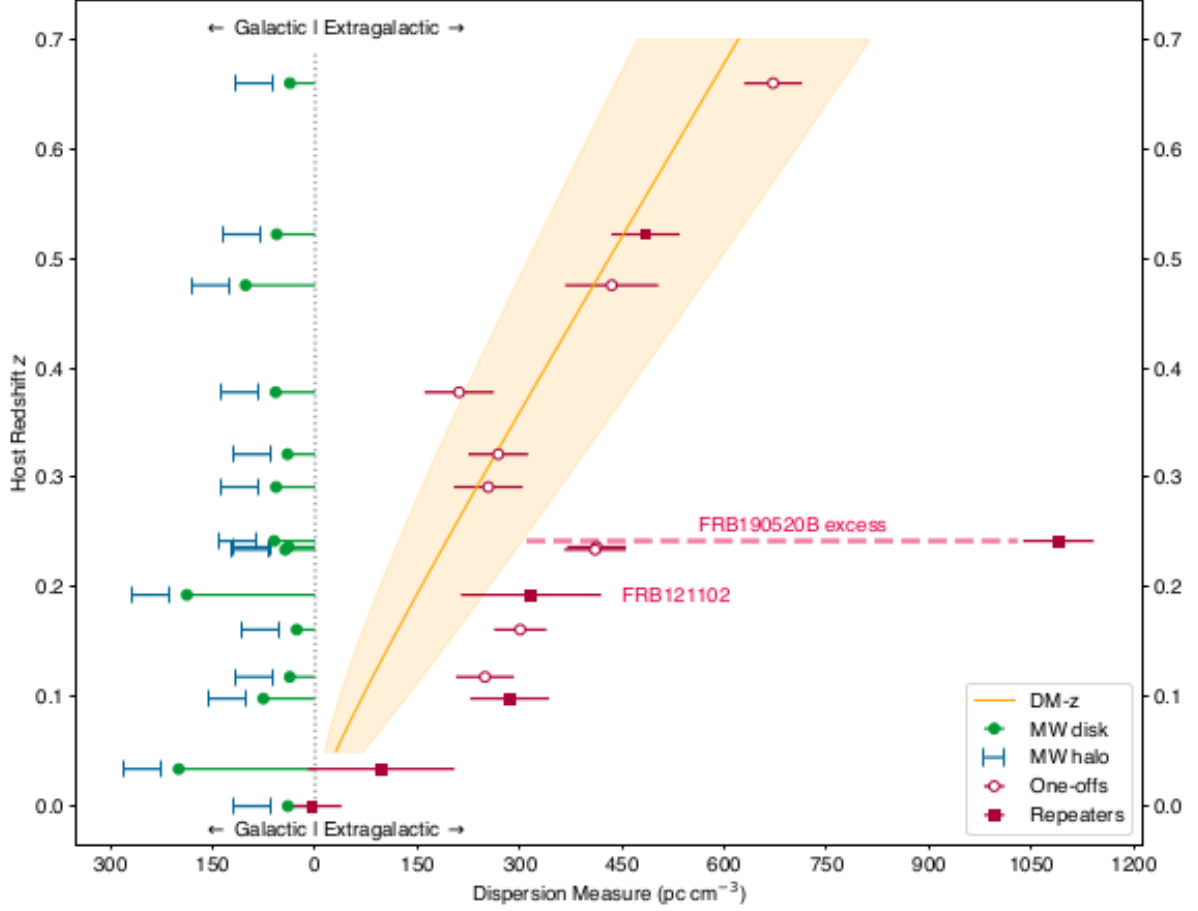


Fig. 7.— Galactic and extragalactic contributions to the dispersion measure of FRB with known redshifts (permitting subtraction of the intergalactic contribution) (Niu *et al.* 2021). The repeater FRB 190520B has an extraordinary near-source contribution.

2022), indicating a reordering of a compact magnetized environment. The repeater FRB 121102 had even larger $\text{RM} \sim 100000/\text{m}^2$, decreasing by about $30000/\text{m}^2$ over three years (Wang *et al.* 2020; Hilmarsson *et al.* 2021), and indicating (when combined with changes in DM) magnetic fields in the range 3–17 milligauss (Katz 2021a).

Even more remarkable are the recent observations of Dai *et al.* (2022), who found the DM of FRB 190520B varying over a range of about $30 \text{ pc}\cdot\text{cm}^{-3}$ on time scales of tens of s, as shown in Fig. 8. A straightforward interpretation (Katz 2022b) in terms of clouds of plasma moving in and out of the line of sight suggests electron densities as high as $10^9/\text{cm}^3$.

Variations in DM and RM for repeaters obviously cannot be directly compared to the DM and RM of apparent non-repeaters, which are one-off observations. But the excess DM of FRB 190520B and extraordinary RM of FRB 121102 far exceed values found in apparent non-repeaters.

3.5. If Magnetars Don’t Make Repeating FRB, Then What Might?

1. Must not be periodic!
2. Must not be catastrophic!
3. Must be rare
4. Must provide dense chaotic environment

What satisfies these criteria?

Some black hole accretion discs (*e.g.* AGN, SS433 *etc.*) accelerate jets of energetic particles. Their lifetime is as long as there is a supply of matter to accrete, perhaps from

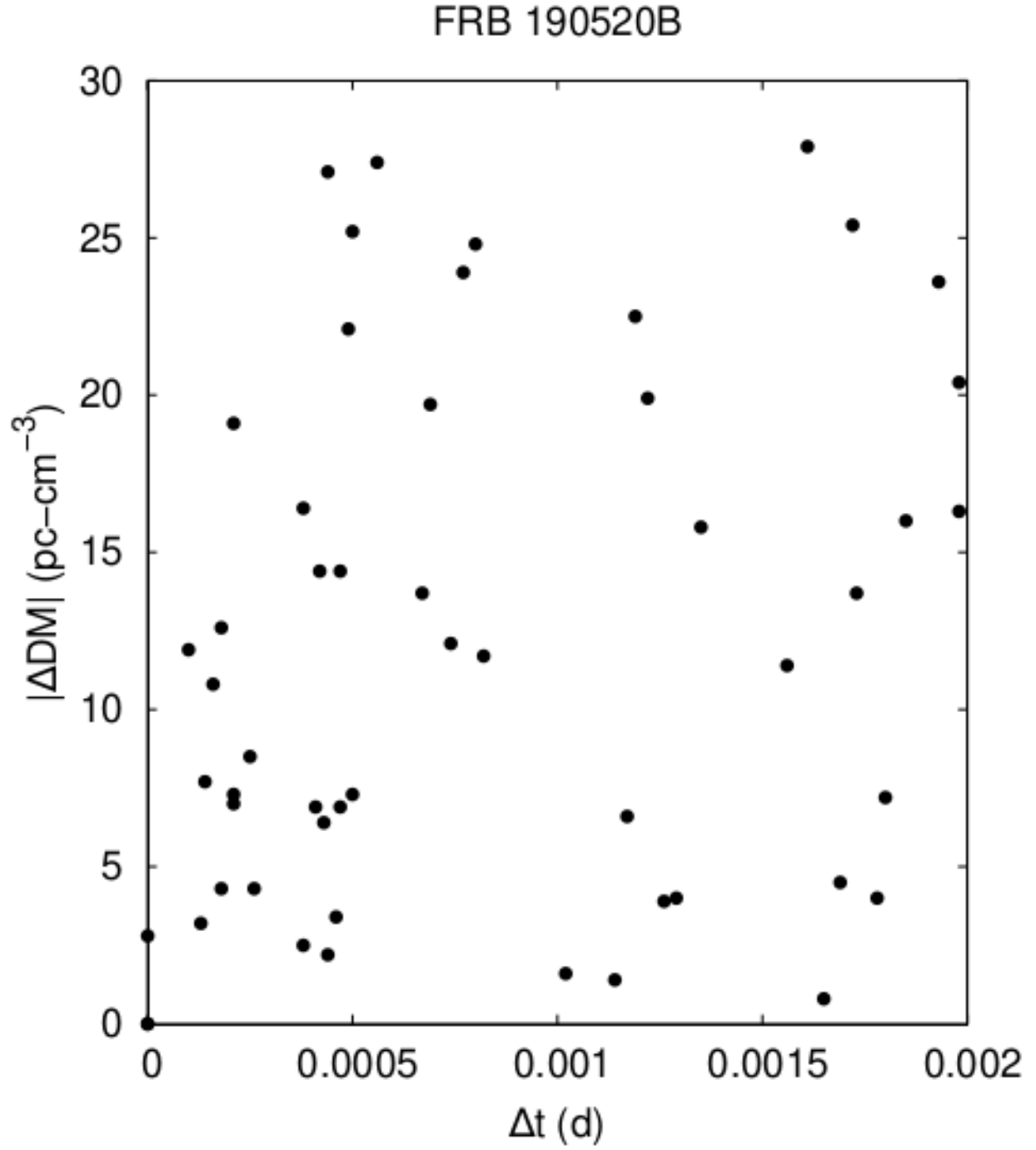


Fig. 8.— $|\Delta\text{DM}|$ *vs.* Δt for intervals between successive bursts of FRB 190520B on MJD 59373 (Dai *et al.* 2022).

a companion star, which may be the lifetime of that star. Accretion funnels are a natural collimating mechanism. However, they are not rare; there are many accreting black holes in our galaxy. Worse, Galactic binary black hole accretion discs are not observed to make coherent radiation, much less FRB.

If the hypothesis (Katz 2017) that accretion discs around black holes make FRB is correct, the accretion discs that make FRB must differ in some manner from those of the much more numerous Galactic black hole X-ray binaries. One possible difference is as simple as orientation: their coherent radiation (including hypothetical FRB) may be very narrowly collimated along the disc axis. If narrow enough, this would have attractive consequences:

- It might explain their rarity
- FRB luminosities would be several orders of magnitude less than their (forbidding) isotropic-equivalent luminosities
- Lifetimes could be as long as binary mass-transfer lifetimes (the decade of activity of FRB 121102 without evident systematic change would not be a surprise)
- The environment of a mass transfer binary might explain the large and variable DM and RM observed in some repeating FRB

Sridhar *et al.* (2021) suggested that FRB are distinguished from other black hole accretion discs by extraordinarily high mass transfer rates, resembling those of Ultra-Luminous X-ray sources (ULX). This would contribute to their rarity.

3.6. Precession

Although individual outbursts of repeating FRB do not show the rapid periodicities characteristic of rotating neutron stars, the activity of two repeating FRB (FRB 180916B (CHIME/FRB Collaboration 2020; (2021a)) and FRB 121102 ((2020)) is modulated with long periods (16.35 d and 160 d, respectively). The times of the individual bursts are not strictly periodic, but the bursts occur within periodic phase windows. There is significant phase scatter about exact periodicity, shown in Fig. 9, although the underlying period is apparently stable.

A number of explanations have been suggested for this periodicity. The phase jitter resembles that of the beams of SS 433 that jitter in angle. SS 433 is a mass transfer binary containing a $15M_{\odot}$ black hole that accelerates beams along the angular momentum axis of its precessing accretion disc. The close analogy between the temporal behavior of FRB 180916B and that of SS 433 supports the black hole accretion disc model of repeating FRB (Katz 2022c).

4. Apparently Non-repeating FRB

4.1. Constraints from repetition rate

The rate of apparently non-repeating FRB exceeds that of all known catastrophic events (Hashimoto *et al.* 2020). Apparently non-repeating FRB must repeat, but so infrequently that no such repetitions have been observed.

There are constraints on the repetition rates of a few specific apparent non-repeaters:

- FRB 190523 did not repeat in 78 hours (Ravi *et al.* 2019), setting an upper limit on its repetition rate $\lesssim 0.3/d$.

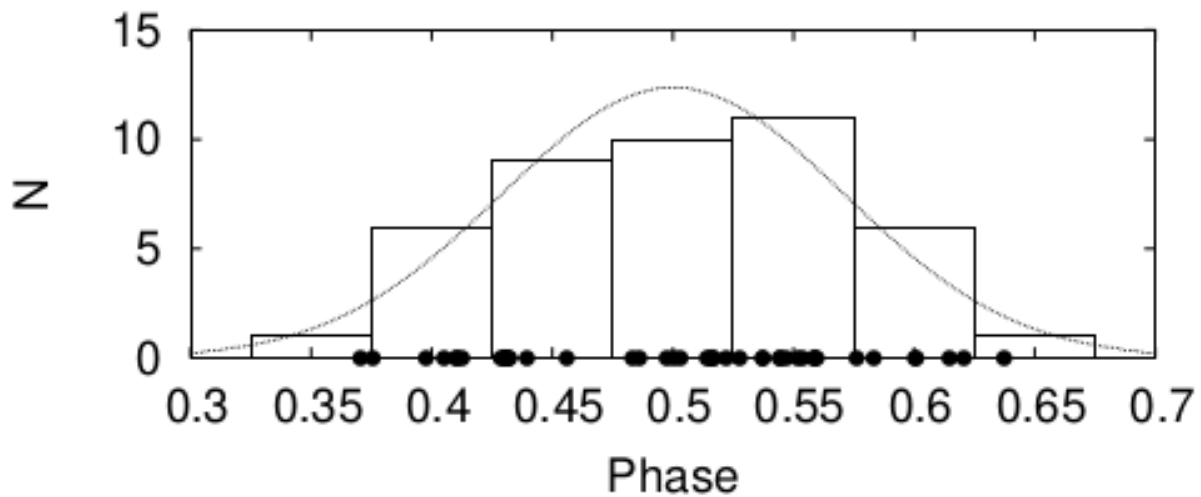


Fig. 9.— Phases of the 44 individual bursts of FRB 180916B observed by Mckinven *et al.* (2022) for the fitted period of 16.315 d (points), a bar graph of their distribution (solid) and the fitted Gaussian (dotted). If the phase jitter results from a random walk about exact periodicity, the observed Gaussian distribution is expected. The mean phase is defined as 0.5 and its standard deviation is 0.071.

- FRB 180924 did not repeat in 720 hours of less sensitive observations nor in 11 hours of more sensitive observations (Bannister *et al.* 2019); adjusting for sensitivity suggests repetition times $\gtrsim 10^3\text{--}10^4$ h.

These constraints will be much tightened (or repetitions of apparent non-repeaters will be observed) in the near future by CHIME/FRB. It stares at everything in the northern sky about 30 minutes per day (an observational duty factor $D \approx 0.02$), every day, and observes $N \approx 500$ sources per year. After a time T , if no repetitions are observed the repetition rate would be constrained:

$$R \lesssim \frac{1}{NDT} \sim \frac{0.1}{y} \left(\frac{T}{y} \right)^{-2}. \quad (6)$$

Either a repetition will be observed or this bound will tighten rapidly.

4.2. Candidate Sources: Soft Gamma Repeaters (“Magnetars”)

These have been popular candidates as FRB sources since their discovery for several reasons:

1. SGR are transients.
2. SGR giant outburst rise times are observed to be sub-ms.
3. SGR have plenty of energy (observed up to 10^{47} ergs).
4. Rare repetitions of giant SGR outbursts might explain the FRB event rate (giant outbursts guesstimated to occur ~ 100 times in a SGR lifetime).
5. Observed intervals > 30 y between giant SGR repetitions are consistent with apparent non-repetition of SGR.

4.3. FRB 200428/SGR 1935+2154

This is the only confirmed FRB/SGR association, although the “giant” (1.5 MJy-ms) FRB 200428 at 6 kpc was too weak to have been detected at the distances $\gtrsim 10$ Mpc of all but one other FRB. Three much weaker repetitions of FRB 200428 were detected, but at distances $\gtrsim 100$ kpc these would have been undetectable. At distances 100 kpc–10 Mpc FRB 200428 would have been an apparent non-repeater.

4.4. Problems with the Magnetar Model

1. No FRB was associated with the giant outburst of SGR 1806–20. A fortuitous simultaneous radio observation (Tendulkar, Kaspi & Patel 2016) set an upper bound about 50 dB lower than a “cosmological” FRB at the distance of SGR 1806–20 (110 dB from its closer distance minus 60 dB suppression of sensitivity at 35° from the main beam).
2. FRB are coherent emission by bunched energetic charges, while SGR are thermal phenomena with the spectrum of an equilibrium pair gas.
3. The dense plasma inferred from the spectrum of SGR is opaque to all electromagnetic radiation.
4. SGR outburst durations are ~ 100 ms, much longer than the 0.1–10 ms durations of most FRB. However, this might be explained by the sub-ms rise times of giant SGR outbursts (Katz 2016).

4.5. Statistics of Apparently Non-Repeating FRB and SGR

The giant outbursts of SGR and apparent non-repeating FRB are both outliers from their distributions of lesser events (Katz 2021b). This is unusual in astronomy: Most distributions of astronomical parameters, including flux and fluence but also others, are well fit by (sometimes broken) power laws. Apparently non-repeating FRB and SGR are exceptions.

This can be parametrized by the ratios of the most extreme value of a parameter x_1 to the next-most extreme (x_1/x_2). Table 1 shows some examples; Confidence is the confidence with which the hypothesis that x_1 is consistent with the power law fitted to lesser events or objects can be rejected.

In each case in Table 1, with one exception, the most extreme object may be consistent with the power law fitted to the less extreme objects, indicating that they are qualitatively similar. The statistics of variable sources (AGN, 3CR) are likely biased to higher extreme values because the strongest sources are better observed, increasing the likelihood of catching unusual excursions to yet higher flux; this may explain their marginally significant disagreement with the extrapolated power laws. The one case in which the strongest event is clearly inconsistent with the power law is the giant outburst of SGR 1806–20. It must be qualitatively different from its lesser outbursts. This is usually attributed to a global reorganization of the magnetic field, in contrast to lesser localized flares.

Analogous analyses for various FRB statistics are shown in Table 2. The fluxes and fluences from various FRB catalogues (it is necessary to analyze each catalogue separately so that the sample be homogeneous) are all consistent with power laws, as are the outbursts of FRB 121102. The exceptions are the flux and fluence of the giant outburst of FRB 200428, that are inconsistent, with very high statistical confidence, with extrapolations of the power laws estimated from its three lesser outbursts. FRB 200428 is consistent with expectations

Parameter	N	x_1/x_2	γ	Confidence
Stars (V-band)		1.94	5/2	63%
AGN (V-band)		10	5/2	97%
3CR (extragalactic)	298	8	5/2	96%
3CR (Galactic)	38	8	2	87%
4U (Galactic)	181	18	2	94%
4U (transients)	12	3.5	2	72%
SGR 1806–20 burst fluence	760	7×10^4	1.7	99.96%
Crab Giant Pulses	> 1100	1.25	2.8	33%

Table 1: Ratios of highest to second-highest fluxes and fluences x_1/x_2 from several astronomical catalogues. N , where applicable, is the number of objects in the catalogue, γ is the fitted or theoretical differential slope, and Confidence is the confidence with which the hypothesis that x_1/x_2 is consistent with the power law can be rejected. References in Katz (2022c).

Parameter	N	x_1/x_2	γ	Confidence
FRB Fluxes (Parkes)	31	4.3	5/2	89%
FRB Fluxes (UTMOST)	15	1.37	5/2	38%
FRB Fluxes (ASKAP)	42	1.15	5/2	19%
FRB Fluxes (CHIME)	536	1.33	2.4	33%
FRB Fluences (Parkes)	31	1.1	5/2	17%
FRB Fluences (UTMOST)	15	1.71	5/2	55%
FRB Fluences (ASKAP)	42	2.1	5/2	67%
FRB Fluences (CHIME)	536	1.0	2.4	0%
FRB 200428 Fluxes		17000	5/2	> 99.9999%
FRB 200428 Fluences		3600	5/2	> 99.999%
FRB RM	19	200	5/4	73%
FRB 121102 Fluxes	93	1.55	1.7	26%

Table 2: Ratios of most extreme to second most-extreme FRB. Some γ are for a Euclidean universe, γ for RM is for a SNR model, others are fits. Confidence is the confidence with which the hypothesis that x_1/x_2 is consistent with the power law can be rejected. Entries for FRB 200428 refer to its four observed bursts, not comparison to other FRB. Details and references in Katz (2022c).

for a lower energy analogue of the apparently non-repeating FRB at cosmological distances.

4.6. Why No FRB Associated with SGR 1806–20

The 10^{47} ergs/s SGR 1806–20 filled its magnetosphere with dense equilibrium pair plasma, preventing acceleration of energetic particles and escape of radio radiation. No particle acceleration or radio radiation is expected from any SGR with (isotropic) power $\gtrsim 10^{42}$ ergs/s. At energy densities corresponding to pair equilibrium at temperatures $k_B T > 22$ keV, space on scales of a neutron star’s inner magnetosphere is filled with dense pair plasma (Katz 1996). The threshold temperature is a weak function of the length scale.

This argument implies that apparently non-repeating FRB are produced by “intermediate” outbursts of SGR, with total power $\lesssim 10^{42}$ ergs/s. It is unclear how these may differ from the Galactic SGR with much more energetic giant outbursts. For example, SGR that make FRB might have smaller magnetic fields than those that produce giant outbursts, or FRB may be produced by intermediate-scale outbursts of SGR that are capable of (and may also produce) giant outbursts. Galactic SGR should be monitored for FRB activity

5. Conclusion

FRB and SGR are the two kinds of astronomical events whose most extreme members are true outliers, far exceeding extrapolations from lesser events. There are few or no other examples of such distributions (the Sun far exceeds other stars in apparent brightness, but this is a selection effect: the Earth must be habitable). This is evidence in support of the association of apparently non-repeating FRB (which FRB 200428 would be if at a distance between about 100 kpc and 10 Mpc) with SGR. The fact that repeating FRB do not have

outlier events confirms their qualitative difference from apparent non-repeaters.

Some suggestions for observations follow:

- Black hole accretion discs whose axes might point to the Earth should be monitored for FRB or analogous activity, perhaps repeating. These should include both stellar-mass (X-ray binary) and supermassive (AGN) accreting black holes.
- Galactic (and extra-Galactic) SGR should be monitored for FRB activity, plausibly producing rare strong FRB and also FRB weaker by orders of magnitude but not more frequent by orders of magnitude.

REFERENCES

- Bannister, K. W., Deller, A. T., Phillips, C. *et al.* Science 365, 565 (2019).
- CHIME/FRB Collaboration Nature 582, 351 (2020).
- CHIME/FRB collaboration ApJS 257, 59 (arXiv:2106.04352).
- Dai, S., Feng, Y., Yang, Y. P. *et al.* arXiv:2203.08151 (2022).
- Feng, Y., Li, D., Yang, Y.-P. *et al.* Science 375, 1266 arXiv:2202.09601 (2022).
- Gajjar, V., Siemion, A. P. V., Price, D. C. *et al.* ApJ 863, 2 (2018)
- Hashimoto, T., Goto, T., On, A. Y. L. *et al.* MNRAS 498, 3927 (2020).
- Hilmarsson, G. H., Michilli, D., Spitler, L. G. *et al.* ApJ 908, L10 (2021).
- Katz, J. I. ApJ 260, 371 (1982).
- Katz, J. I. ApJ 463, 305 (1996).
- Katz, J. I. ApJ 826, 226 (2016).
- Katz, J. I. MNRAS 471, L92 (2017).
- Katz, J. I. MNRAS 487, 491 (2019).
- Katz, J. I. MNRAS 501, L76 (2021a).
- Katz, J. I. MNRAS 508, 69 (2021b).
- Katz, J. I. MNRAS 513, 1925 (2022a).
- Katz, J. I. MNRAS 514, L27 (2022b).
- Katz, J. I. MNRAS in press arXiv:2205.15385 (2022c).

- Li, D., Wang, P., Zhu, W. W. *et al.* Nature 598, 267 (2021).
- Mckinven, R., Gaensler, B. M., Michilli, D. *et al.* arXiv:2205.09221 (2022).
- Niu, C.-H., Aggarwal, K., Li, D. *et al.* arXiv:2110.07418 (2021).
- Pleunis, Z., Michilli, D., Bassa, C. G. *et al.* ApJ 911, L3 (2021a).
- Pleunis, Z., Good, D. C., Kaspi, V. M. *et al.* ApJ 923, 1 (2021b).
- Rajwade, K. M., Mickaliger, M. B., Stappers, B. W. *et al.* MNRAS 495, 3551 (2020).
- Ravi, V., Catha, M., D’Addario, L. *et al.* Nature 572, 352 (2019).
- Sridhar, N., Metzger, B. D., Beniamini, P. *et al.* ApJ 917, 13 (2021).
- Tendulkar, S. P., Kaspi, V. M. & Patel, C. ApJ 827, 59 (2016).
- Thompson, C. & Duncan, R. C. ApJ 392, L9 (1992).
- Wang, W.-Y., Zhang, B., Chen, X. *et al.* MNRAS 499, 355 (2020).