

P²A: A Dataset and Benchmark for Dense Action Detection from Table Tennis Match Broadcasting Videos

Jiang Bian, Qingzhong Wang, Haoyi Xiong, Jun Huang, Chen Liu,
Xuhong Li, Jun Cheng, Jun Zhao, Feixiang Lu, Dejing Dou
Baidu Inc.
Beijing, China

ABSTRACT

While deep learning has been widely used for video analytics, such as video classification and action detection, dense action detection with fast-moving subjects from sports videos is still challenging. In this work, we release yet another sports video dataset **P²A** for *Ping Pong Action* detection, which consists of 2,721 video clips collected from the broadcasting videos of professional table tennis matches in World Table Tennis Championships and Olympiads. We work with a crew of table tennis professionals and referees to obtain fine-grained action labels (in 14 classes) for every ping-pong action appeared in the dataset, and formulate two sets of action detection problems—*action localization* and *action recognition*. We evaluate a number of commonly-seen action recognition (e.g., TSM, TSN, Video SwinTransformer, and Slowfast) and action localization models (e.g., BSN, BSN++, BMN, TCANet), using **P²A** for both problems, under various settings. These models can only achieve 48% area under the AR-AN curve for localization and 82% top-one accuracy for recognition, since the ping-pong actions are dense with fast-moving subjects but broadcasting videos are with only 25 FPS. The results confirm that **P²A** is still a challenging task and can be used as a benchmark for action detection from videos.

CCS CONCEPTS

• **Computing methodologies** → **Activity recognition and understanding**; **Video segmentation**.

KEYWORDS

datasets, video analysis, action recognition and localization, table tennis

1 INTRODUCTION

Videos have become one of the most popular media in our every day life and video understanding draws much attention of researchers in recent years, including video tagging [1, 56, 66], retrieval [13, 16, 29], action recognition [15, 21, 59] and localization [10, 37, 62]. There are many applications of video understanding, such as recommendation systems [7, 30, 63]. One of the most attractive applications is understanding sports videos, which is able to benefit coaching [3, 52], player training [4, 46] and sports broadcasting [28, 53, 53]. To better understanding sports videos, localizing and recognizing the actions in untrimmed videos play crucial roles, however, they challenging tasks with unsolved problems.

First, there are many types of sports, such as team sports like football, basketball, volleyball, and individual sports like tennis, table tennis, golf, and gymnastics, and each of them has specific actions. Therefore, it is difficult to build a dataset covering all sports

and their specific actions. Moreover, the duration of actions in different sports are diverse. For example, the strokes in tennis and table tennis are extremely fast, usually less than one second, while actions in soccer could endure for several seconds, such as long passes and corner ball. Hence, it is difficult to model the actions with various lengths using one model.

Second, data annotation of sports actions is challenging. Compared with common actions in our daily life like walking, riding bicycles that can be easily recognized by annotators, it could be difficult to identify the actions in sports videos, for example, Axel jump, Flip jump and Lutz jump in figure skating, hence, professional players should be involved in data annotation. In addition, players normally perform deceptive actions, for example, table tennis players can perform similar actions, but serve balls with different kinds of spin (top spin, back spin and side spin), which is difficult for annotators to distinguish one action from the others.

Recently, researchers pay much attention to sports videos to address the challenges, including building datasets [12, 20, 24, 35, 42] and proposing new models [23, 36, 48]. In this paper, we focus on a specific sport – table tennis and propose a dataset – *Ping Pang Action* (P²A) for action recognition and localization to facilitate researches on fine-grained action understanding. The properties of P²A are as follows:

- We annotate each stroke in videos, including the category of the stroke and the indices of the starting and end frames. Plus, the stroke labels are confirmed by professional players, including Olympic table tennis players.
- To the best of our knowledge, P²A is the largest dataset for table tennis analysis, composed of 2,721 untrimmed broadcasting videos, and the total length is 272 hours. Though [24, 35] propose table tennis datasets, the number of videos is smaller and they use self-recorded videos where there is only one player, which is much easier than using broadcasting videos. Moreover, the datasets proposed in [24, 35] are only for action recognition, whereas P²A can also be used for action localization.
- The actions are fast and dense. The action length ranges from 0.3 seconds to 3 seconds, but more than 90% actions are less than 1 second. And typically, there are around 15 actions in 10 seconds, which is challenging for localization.

With the properties, P²A is a rich dataset for research on action recognition and localization, and a benchmark to assess models (see section 3 for more details). We further benchmark several existing widely used action recognition and localization models using P²A, finding that P²A is relatively challenging for both recognition and localization.

To sum up, the main contributions of this work are twofold. First, we develop a new challenging dataset – P^2A for fast action recognition and dense action localization, which provides high-quality annotations confirmed by professional table tennis players. Compared with existing table tennis datasets, P^2A uses broadcasting videos instead of self-recorded ones, making it more challenging and flexible. In addition, P^2A is the largest one for table tennis analysis. Second, we benchmark a number of existing recognition and localization models using P^2A , finding that it is difficult to localize dense actions and recognize actions with imbalance categories, which could inspire researchers to come up with novel models for dense action detection in the future.

2 RELATED WORK

Action Localization. The task of action localization is to find the beginning and the end frames of actions in untrimmed videos. Normally, there are three steps in an action localization model. The first step is video feature extraction using deep neural networks. Second, classification and finally, suppressing the noisy predictions. Z. Shou *et al.*[43] propose a temporal action localization model based on multi-stage CNNs, where a deep proposal network is employed to identify the candidate segments of a long untrimmed video that contains actions, then a classification network is applied to predict the action labels of the candidate segments and finally the localization network is fine-tuned. Alternatively, J. Yuan *et al.*[65] employ *Improved Dense Trajectories* (IDT) to localize actions, however, IDT is time-consuming and requires more memory. In contrast, S. Yeung *et al.*[64] treat action localization as decision making process, where an agent observes video frames and decides where to look next and when to make a prediction. Similar to Faster-RCNN [41], X. Dai *et al.*[10] propose a temporal context network (TCN) for active localization, where proposal anchors are generated and the proposals with high scores are fed into the classification network to obtain the action categories. To generate better temporal proposals, T. Lin *et al.*[27] propose a boundary sensitive network (BSN), which adopts a local-to-global fashion, however, BSN is not a unified framework for action localization and the proposal feature is too simple to capture temporal context. To address the issues of BSN, T. Lin *et al.*[26] propose a boundary matching network (BMN). Recently, M. Xu *et al.*[62] introduce the pre-training-fine-tuning paradigm into action localization, where the model is first pre-trained on a boundary-sensitive synthetic dataset and then fine-tuned using the human annotated untrimmed videos. Instead of using CNNs to extract video features, M. Nawhal *et al.*[37] employ a graph transformer, which significantly improves the performance of temporal action localization.

Action Recognition. Action recognition lies at the heart of video understanding, an elementary module that draws much attention of researchers. A simple deep learning based model is proposed by A. Karpathy [21], where a 2D CNN is independently applied to each video frame. To capture temporal information, the fusion of frame features is used, however, this simple approach cannot sufficiently capture the motion of objects. A straightforward approach to mitigate this problem is to directly introduce motion information into action recognition models. Hence, K. Simonyan *et al.*[44] proposed a two-stream framework, where the spatial stream CNN

takes a single frame as input and the temporal stream CNN takes a multi-frame optical flow as input. However, the model proposed by [44] only employs shallow CNNs, while L. Wang *et al.*[55] investigate different architectures and the prediction of a video is the fusion of the segments’ predictions. To capture temporal information without introducing extra computational cost, J. Lin *et al.*[25] propose a temporal shift module, which can fuse the information from the neighboring frames via using 2D CNNs. Another family of action recognition models is 3D based. D. Tran *et al.*[49] propose a deep 3D CNN, termed C3D, which employs 3D convolution kernels. However, it is difficult to optimize a 3D CNN, since there are much more parameters than a 2D CNN. While J. Carreira *et al.*[8] employs mature architecture design and better-initialized model weights, leading to better performance. All above mentioned models adopt the same frame rate, while C. Feichtenhofer *et al.*[15] propose a SlowFast framework, where the slow path uses a low frame rate and the fast path employs a higher temporal resolution and then the features are fused in the successive layers.

Recently, researchers pay more attention to video transformer – a larger model with multi-head self-attention layers. G. Bertasius *et al.*[5] propose a video transformer model, termed TimeSformer, where video frames are divided into patches and then space-time attention is imposed on patches. TimeSformer has a larger capacity than CNNs, in particular using a large training dataset. Similarly, A. Arnab *et al.*[2] propose a transformer-based model, namely ViViT, which divides video frames into non-overlapping tubes instead of frame patches. Another advantage of the transformer-based model is that it is easy to use self-supervised learning approaches to pre-train the model. C. Wei *et al.*[59] propose a pre-training method, where the transformer-based model is to predict the *Histograms of Oriented Gradients* (HoG) [11] of the masked patches and then the model is fine-tuned on downstream tasks. Using the pre-training-fine-tuning paradigm, we can further improve the performance of action recognition.

In this paper, we adopt multiple widespread action recognition and localization models to conduct experiments on our proposed dataset – P^2A , showing that P^2A is relatively challenging for both action recognition and localization since the action is fast and the categories are imbalance (see sections 3 and 4 for more details).

3 P^2A DATASET

Our goal for establishing the PingPangAction dataset is to introduce a challenging benchmark with professional and accurate annotations to the intensive and dense human action understanding regime.

3.1 Dataset Construction

Preparation. The procedure of data collection takes the following steps. First, we collect the raw broadcasting video clips of International/Chinese top-tier championships and tournaments from the ITTF (International Table Tennis Federation) Museum & China Table Tennis Museum. We are authorized to download video clips from 2017 to 2021 (five years), including the Tokyo 2020 Summer Olympic table tennis competition, World Cups, World Championships, etc.

As a convenience for further processing (e.g., storing and annotating), we split the whole game videos into 6-minute chunks, while ensuring the records are complete, distinctive and of standard high-resolution, e.g., 720P (1280×720) and 1080p (1920×1080). Then, the short video chunks are ready for annotation in the next step.

Annotation. Since the actions (i.e., the ping pong strokes) in video chunks are extremely dense and fast-moving, it is challenging to recognize and localize all of them accurately. Thus, we cooperate with a team of table tennis professionals and referees to regroup the actions into broad types according to the similarity of their characteristics, which are the so-called 14-classes (14c) and 8-classes (8c). As the name implies, 14c categorizes all the strokes in our collected video chunks into 14 classes, which are shown in Fig. 1 (right side). Compared to 14c, we further refine and combine the classes into eight higher-level ones, where the mapping relationships are revealed accordingly. Specifically, since there are seven kinds of service classes at the beginning of each game round (i.e., the first stroke by the serving player), we reasonably combine these service classes aside from those non-serving classes. Note that, all the actions/strokes we mentioned here are presented in the formal turns/rounds either conducted by the front-view player or back-view player from the broadcasting cameras (the blue-shirt and red-shirt player in Fig. 1), and others presented in highlights (e.g., could be in a zoom-in scale with slow motions), Hawk-Eye replays (e.g., with the focus on the ball tracking), and game summaries (e.g., possibly in a zoom-out scale with a scoreboard) are ignored as redundant actions/strokes. For each of the action types in 14c/8c, we define a relatively clear indicator for the start frame and the end frame to localize the specific action/stroke. For example, we set the label of the non-serving stroke in a ± 0.5 seconds window based on the time instance when the racket touches the ball, where the serving action/stroke may take a long time before the touching moment so that we label it in a $+0.5/-1.5$ seconds window as the adjustment. The window size is used as the reference for the annotator and can be varied according to the actual duration of the specific action. We further show the detailed distribution of the action/stroke classes in Section 3.2.

Once we have established the well-structured classes of actions, the annotators then engage to label all the collected broadcasting video clips. Unfortunately, the first edition of annotated dataset achieves around 85% labeling precision under sampling inspection by experts (i.e., international table tennis referees). It is reasonable that even with the trained annotators, labeling the actions/strokes of table tennis players is still challenging, which lies in the existence of 1) the fast-moving and dense actions; 2) the deceptive actions; 3) the entire/half-sheltered actions. To improve the quality of the labeled dataset, we work with a crew of table tennis professionals to further correct the wrong or missing samples in the first edition. The revised edition can achieve about 95% labeling precision on average, which is confirmed by the invited international table tennis referee [39].

Note that, beyond labeling the segment of each action/stroke, we also label some additional information along with it (after finishing each action), which includes the placement of the ball on the table, the occasion of winning or losing a point, the player who committed the action (the name with the status of front view or back view in

that stroke), whether it is forehand or backhand, and the serving condition (serve or not). The full list of labeling items is attached in the open-sourced dataset repository on Github¹.

Calibration. The last step for annotation is to clean the dataset for further research purposes. Since the whole 6-minute video dataset has some chunks without valid game rounds/turns (e.g., the opening of the game, the intermission and break, and the award ceremony), we filter out those unrelated chunks and focus on only action-related videos. Then, to accomplish the main goals of the research, which are tasks of *recognition* and *localization*, we further screen the video chunks to reserve the qualified ones meeting the following criteria:

- **Camera Angle** – The current most-common camera angle for broadcasting is the top view, where the cameras are hosted on a relatively high position upon the game court and overlook from the back of two sides of players. As shown in Fig. 1, we only select the videos recorded in the standard top view and remove those with other views (e.g., side view, “bird’s eye” view, etc.) to keep the whole dataset consistent. Note that, the broadcasting recordings with non-standard broadcasting angles rarely (less than 5%) appear in our target pool of competition videos, where only a few WTT (World Table Tennis Championships) broadcasting videos experimentally use the other types of camera angles.
- **Game Type** – Considering the possible mutual interference in double or mixed double games, we only include the single games in P^2A . In this case, there at most two players appear simultaneously in each frame, where usually one player is located near the top of the frame and another is at the bottom of the frame.
- **Audio Track** – Although we do not leverage the audio information for the localization and recognition tasks, the soundtracks are along with the videos and awaiting to be explored or incorporated in the future research. We also remove those with broken or missing soundtracks.
- **Video Resolution** – We select the broadcasting videos with a resolution equal to or higher than 720P (1280×720) in MP4 format and drop those with low frame quality.
- **Action Integrity** – Since we trim the original broadcasting video into 6-minute chunks, some actions/strokes may be cut off when delivering the splitting. In this case, we make efforts to label those broken actions (about 0.2%) and it is optional to incorporate the broken actions or not in a specific task.

In the next subsection, we introduce the basic statistics of calibrated P^2A dataset and provide some guidance on pre-processing that might be helpful in specific tasks.

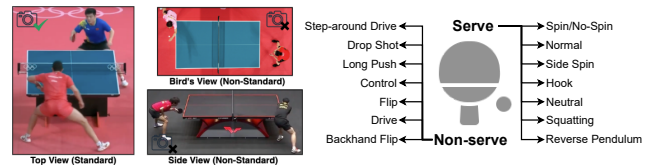


Figure 1: The camera angles & the classes of stroke/action in P^2A dataset.

¹The link will be released later.



Figure 2: An example of “Side Spin Serve” action in the consecutive frames from P^2A dataset.

Table 1: Comparison of existing sports video datasets for action detection and related purposes.

Dataset	Duration	Samples	Segments	Classes	Tasks [†]	Density [‡]	Action Length	Source	Year
Olympic [38]	20 h	800	800	16	Rec + Loc	1.00	5s ~ 20s	YouTube	2010
UCF-Sports [45]	15 h	150	2,100	10	Rec + Loc	14.00	2s ~ 12s	Broadcast TV	2014
ActivityNet [6]*	648 h	14,950	23,064	200	Rec + Loc	1.54	10s ~ 100s	YouTube	2015
TenniSet [14]	9 h	380	3,568	10	Rec + Loc	9.40	1.08s ~ 2.84s	YouTube	2017
OpenTTGames [51]	5 h	12	4,271	3	Rec + Seg	355.92	0.12s ~ 0.13s	Self Recorded	2020
FineGym [42]	708 h	303	4,885	530	Rec + Loc	16.12	8s ~ 55s	Broadcast TV	2020
P^2A	272 h	2,721	139,075	14	Rec + Loc	52.70	0.32s ~ 3s	Broadcast TV	2022

[†]We denote the task of recognition, localization, and segmentation as “Rec”, “Loc”, and “Seg”.

[‡]We calculate the Density here as the value of Segments/Samples.

*We also include some popular video-based action detection datasets, which are not only limited to sports-related actions, but with a considerable amount of them in sub-genre.

3.2 Dataset Analysis

In this section, we conduct a comprehensive analysis of the statistics of P^2A , which is the foundation of the follow-up research and also serves as the motivation for establishing P^2A in the video analysis domain. The analysis lies in four parts, which are (1) general statistics, (2) category distribution, (3) densities, and (4) discussion. In the rest of this subsection, we go through each part in detail.

General Statistics. The P^2A dataset consists of 2,721 annotated 6-minutes-long video clips, containing 139,075 labeled action segments and last 272 hours in total. They are extracted from over 200 table tennis competitions, involving almost all the top-tier ones during 2017-2021. These events include the World Table Tennis Championships, the Table Tennis World Cup, the Olympics, the ITTF World Tour, the Asia Table Tennis Championships, the National Games of China, as well as the China Table Tennis Super League. Since we intend to establish an action-focused table tennis dataset, the quality and standard of actions are expected to achieve a relatively high level, where the official HD broadcasting videos selected from the above-mentioned top-tier competitions lay a good foundation as the source of the target actions.

For the general statistics of actions, Table 1 presents the basic statistics of P^2A compared with the popular streams of sports-related datasets. The length of action for P^2A varies from 0.32 to 3 seconds, which is significantly shorter than most of the other datasets except the OpenTTGames and the TenniSet. Since the OpenTTGames targets only the in-game events (i.e. ball bounces, net hits, or empty event targets) without any stroking annotations, the action length is even shorter and with a considerably higher Density. Compared to these two table tennis related datasets, our P^2A dataset has a longer Duration (over 30 times, and with more samples and segments), where it means a lot for accurately reflecting the correlation and distribution of actions/strokes in different classes. Furthermore, compared to the sources of the OpenTTGames and the TenniSet,

P^2A leverages the Broadcast TV games with the proper calibration by the international table tennis referee, which are more official and professional. Compared to the commonly used datasets such as ActivityNet and FineGym, P^2A focuses on the actions/strokes with the dense and fast-moving characteristics. Specifically, the action length of P^2A is around 30 times shorter and density is 5 to 50 higher than these two datasets, which means P^2A introduces a series action/strokes in a totally different granularity. We later show that the SOTA models confront a huge challenge when applying on P^2A . Although the number of classes of P^2A is relatively small due to the nature of the table tennis sports itself, the action recognition and localization tasks are barely easy on P^2A for most of the mainstream baselines. In the next subsection, we show the distribution of categories in P^2A , which is one of the vital components causing the aforementioned difficulties.

Category Distribution. Figure 1 right side shows the targeting categories of actions/strokes in P^2A . The P^2A dataset has two main branches of strokes – **Serve** and **Non-serve**, where each of them owns 7 types of sub-strokes. Since the strokes are possibly taken by different players in the same video frames, we annotate strokes from both the front-view and the back-view players without time overlaps. For example, Figure 2 represents consecutive frames of annotations on a front-view player, where a player is producing a “Side Spin Serve” at the start of a turn. Notice that this player stands at the far-end of the game table and turns around from the side-view to the front-view, then keeps the front-view in the rest of this turn. A similar annotating is taken to record the player’s strokes at the near-end of the game table.

As aforementioned, the P^2A dataset consists of two versions, which are 14c (14 classes) and 8c (8 classes). The 14c flattens all the predefined classes in Figure 1 and treats them equally in the future tasks. We measure the number of strokes for each of the classes in Figure 3. Overall, the drive category contains more than half of the

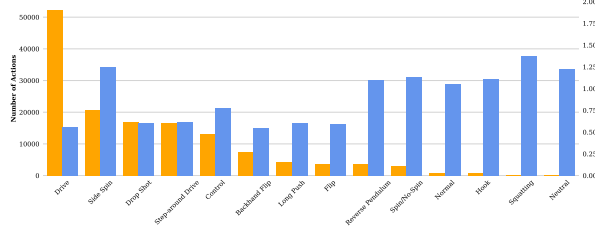


Figure 3: Sorted distribution of the number of actions (with duration) from each class (Ver. 14c) in the P²A dataset.

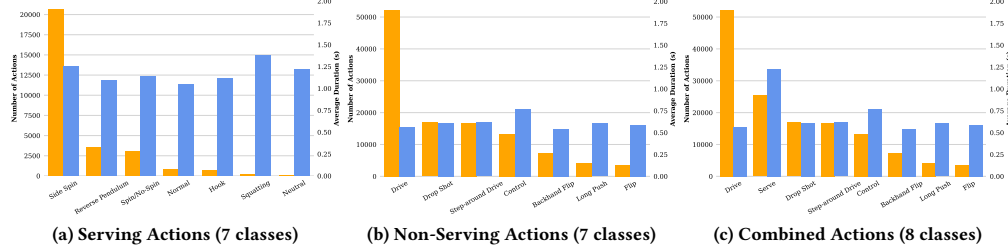


Figure 4: Sorted distribution of the number of actions from the serving, non-serving, combined classes (Ver. 8c) in the P²A dataset.

samples (we sort the categories in descending order), which means there exists unbalancing category phenomenon in P²A. We also observe an interesting point that the non-serve categories generally last a shorter duration than the serve categories (as shown from the blue bars). This is because of the long preparation of the serve strokes and could be an important feature to distinguish the serve and the non-serve strokes. Another fact is that the non-serve categories dominate the whole dataset, where there are seven non-serve categories out of the left-most eight categories (in the descending order). This unbalancing phenomenon leads to the creation of the second version – 8C to combine all the serve categories into one unified “Serve” category.

Figure 4 measures the number of actions in the serve, non-serve, and combined 8c categories separately. As a result, the sub-categories are unbalanced, where “Side Spin” and “Drive” dominates the serving and non-serving actions in (a)&(b). In the combined 8c dataset, “Drive” unsurprisingly takes a large proportion among all eight categories due to its frequent appearances in modern table tennis competitions. Thus, it is necessary to adopt additional sampling techniques to mitigate the side effects, and the implementation details are introduced in Section 4.

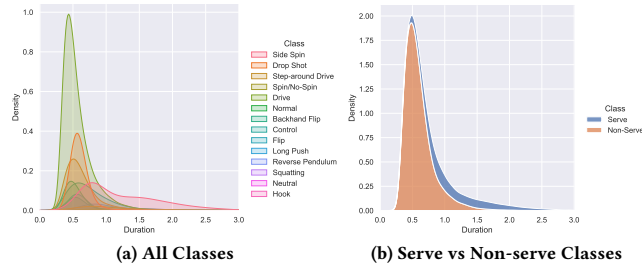


Figure 5: Duration distribution of actions/strokes in P²A dataset.

Densities. As one of the unique characteristics compared to other datasets, the high density of actions/strokes plays a vital role in P²A.

We analyze the density of actions/strokes in two aspects, where the first one is the duration distribution of each actions/strokes category. Figure 5(a) shows the duration distribution of all classes of strokes in P²A. We can observe that most of the action types have relatively stable distributions (with short tails) except the “Control” and the “Neutral” types. The “Neutral” is one of the serving strokes representing those irregular/unknown actions in the serving process, where the duration of it widely ranges from 0.4 to 3 seconds in Figure 5(a). It is similar that the “Control” category stands for the non-serving strokes which cannot be categorized to any other classes, and has a long tail of 2 seconds at most. On the whole, the average duration of strokes sticks to around 0.5 seconds, which demonstrates the actions in P²A is fast-moving compared to other datasets in Table 1. We also compare the duration distribution between the serve and non-serve classes in Figure 5(b), where the stacked plot of both classes presents that the serve class has a slightly longer tail than the non-serve class.

For the second respect, we measure the action frequency and the appearance density in each turn of the game. One turn in a game starts from a serving action by one player and ends with one point acquired by either of the players. Thus, the action frequency can reflect the nature of the table tennis competition (e.g., the strategy and the pace of the current table tennis game) that how many strokes could be delivered in a single turn. As shown in Figure 6(a), most of the turns have around 3 ~ 5 actions/strokes and the distribution is also long-tailed to a maximum 28 actions/strokes per turn. It is reasonable that the pace of the game today becomes faster than ever, and a point could be outcome within three strokes for both players (i.e., summed up within 6 strokes). To further differentiate from other sports datasets, we additionally measure the appearance density in 10 seconds, which is usually the time boundary for long-duration and short-duration sports actions. Figure 6(b) depicts the histogram of the action counts in 10-second consecutive video frames. The results follow a normal-like distribution with average counts as 15, which means the actions appear

densely and frequently in a short time in the most of the time in P^2A . The density can be achieved as about 1.5 actions per second on average and it demonstrates the characteristics of dense actions for the P^2A dataset.

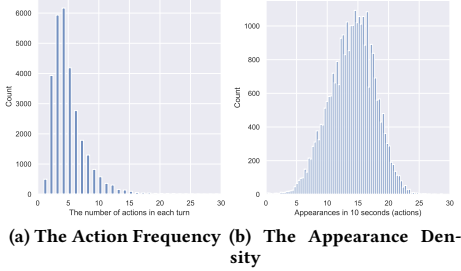


Figure 6: Density of actions/strokes in each turn of game.

Summary. In this section, we comprehensively report the statistics of P^2A . Specifically, we leverage rich measurements to have a thorough view of the volume of the dataset, the category distribution, the duration of samples, and the densities. In conclusion, the P^2A dataset is unique comparing to the other mainstream sports datasets in the following sides,

- Comparing to the table tennis datasets [14, 51], P^2A has an adequate sample size (10 times \sim 200 times) and more subtle set of categories.
- Comparing to the large datasets in other sports domain [6, 38, 42, 45], P^2A focuses on the dense (5 times \sim 50 times) and fast-moving (around 0.1 times) actions.
- Comparing to most of the aforementioned sports datasets, P^2A includes two players' actions back-to-back (the action appears in turns with a fast pace), which is more complicated and mutually interfering when analyzing.

In the next section, we investigate the performance of the state-of-the-art models and solutions for the predefined action recognition and action localization tasks on our P^2A dataset. Then, we observe the challenges those algorithms confront and demonstrate the research potential of the P^2A dataset.

4 BENCHMARK EVALUATION

In this section, we present the evaluation of various methods on our P^2A dataset and show the difficulties when applying the original design of those methods. Then, we provide several suggestions to mitigate the ineffectiveness and tips to improve the current models.

4.1 Baselines

We adopt two groups of baseline algorithms to separately tackle the action recognition and action localization tasks. For **Action Recognition**, we includes the following trending algorithms,

- **Temporal Segment Network (TSN)** [55] is a classic 2D-CNN-based solution in the field of video action recognition. This method mainly solves the problem of long-term behavior recognition of video, and replaces dense sampling with sparsely sampling video frames, which can not only capture the global information of the video, but also remove redundancy and reduce the amount of calculation.

- **Temporal Shift Module (TSM)** [25] is a popular video action recognition model with shift operation, which can achieve the performance of 3D CNN but maintain 2D CNN's complexity. The method of moving through channels greatly improves the utilization ability of temporal information without increasing any additional number of parameters and calculation costs. TSM is accurate and efficient: it ever ranked first place on the Something-Something [17] leaderboard. Here, we adopt the industrial level variation from the deep learning platform PaddlePaddle [34]. We improve the original design with additional knowledge distillation, where the model is pretrained on Kinetics400 [8] dataset.
- **SlowFast** [15] involves a Slow pathway operating at a low frame rate to capture spatial semantics, and another Fast pathway operating at a high frame rate to capture motions in the temporal domain. SlowFast is a powerful action recognition model, which ranks in second place on AVA v2.1 datasets [18].
- **Video-Swin-Transformer (Vid)** [31] is a video classification model based on Swin Transformer [32]. It utilizes Swin Transformer's multi-scale modeling and the efficient local attention module. Vid shows competitive performances in video action recognition on various datasets, including the Something-Something and Kinetic-series datasets.

For **Action Localization**, we investigate the following classical or trending algorithms,

- **Boundary Sensitive Network (BSN)** [27] is an effective proposal generation method, which adopts "local to global" fashion. BSN has already achieved high recalls and temporal precision on several challenging datasets, such as ActivityNet-1.3 [6] and THUMOS14' [54].
- **BSN++** [47] is a new framework which exploits complementary boundary regressor and relation modeling for temporal proposal generation. It ranked first in the CVPR19 - ActivityNet challenge leaderboard on the temporal action localization task.
- **Boundary-Matching Network (BMN)** [26] introduces the Boundary-Matching (BM) mechanism to evaluate confidence scores of densely distributed proposals, which leads to generating proposals with precise temporal boundaries as well as reliable confidence scores simultaneously. Combining with existing feature extractors (e.g., TSM), BMN can achieve state-of-the-art temporal action detection performance.
- **Self-Supervised Learning for Semi-Supervised Temporal Action Proposal (SSTAP)** [58] is one of the self-supervised methods to improve semi-supervised action proposal generation. SSTAP leverages two crucial branches, i.e., the temporal-aware semi-supervised branch and relation-aware self-supervised branch to further refine the proposal generating model.
- **Temporal Context Aggregation Network (TCANet)** [40] is the championship model in the CVPR 2020 - HACS challenge leaderboard, which can generate high-quality action proposals through "local and global" temporal context aggregation and complementary as well as progressive boundary refinement. Since it is a newly released model designed for several specific datasets (the original design shows unstable performance on P^2A), we slightly modify the architecture to incorporate a BMN block ahead of TCANet. The revised model is denoted as TCANet+ in our experiments.

4.2 Experimental Setup

Datasets. As aforementioned, we establish two versions – 14-classes (14c) and 8-classes (8c) – in P^2A . The difference is that we combine all the serving strokes/actions in a single “Serve” category in 8c version. We evaluate the baseline action recognition algorithms on both versions and compare the performances side by side. Since the performances of the current action localization algorithms on 14c are far from satisfactory, we only report the results on 8c for reference.

Metrics. We use the Top-1 and Top-5 accuracy as the metric for evaluating the performance of baselines in the action recognition tasks. For the action localization task, We adopt the area under the Average Recall vs. Average Number of Proposals per Video (AR-AN) curve as the evaluation metric. A proposal is a true positive if it has a temporal intersection over union (tIoU) with a ground-truth segment that is greater than that or equal to a given threshold (e.g., tIoU>0.5). AR is defined as the mean of all recall values using tIoU between 0.5 and 0.9 (inclusive) with a step size of 0.05. AN is defined as the total number of proposals divided by the number of videos in the testing subset. We consider 100 bins for AN, centered at values between 1 and 100 (inclusive) with a step size of 1, when computing the values on the AR-AN curve.

Data Augmentation. The category distribution analysis in Section 3.2 reveals that P^2A is an imbalanced dataset, where it might cause trouble to the recognition task. To fully utilize the proposed P^2A dataset, we design a simple yet effective data augmentation method to train the baseline models. Specifically, we introduce an up/down-sampling procedure to balance the sample size of each category. First, we calculate the mean size of all the samples (denoted N samples) by the defined number of categories (e.g., 8c or 14c) as M , where $M = N/8$ or $N/14$. Then, we sample the actual number of action segments S_A within a range $M \leq S_A \leq 2M$. For those categories with less number of segments than M , we up-sample by the random duplication. For those with much more samples over $2M$, we random down-sample from the original sample set and try to make the sampled actions cover all the video clips (i.e., uniform sampling from each 6-minute chunk). We apply this data augmentation strategy to all the recognition tasks and the significant performance gains. As shown in Figure 7, we report the ablation results of action recognition baseline TSM on P^2A with/without the data augmentation. In Figure 7(a), the confusion matrix illustrates that TSM falsely classifies most of the strokes/actions into the “Drive” category without the class balancing, while this kind of misclassification is significantly alleviated after we apply the data augmentation. Note that, since the localization tasks normally require feature extractor networks as the backbones (e.g., TSM is one of the backbones), localization performance could also be benefited from the designed data augmentation. The baseline algorithms in the following results section also involve data augmentation.

4.3 Results

This section first presents the performance results of action recognition tasks. Table 2 provides a summary of these results in terms of top1/top5 accuracy on both 8c and 14c datasets. As we can observe, the top5 accuracy is unsurprisingly higher than the top1 accuracy for all the methods. For comparing the 8c and 14c datasets in the

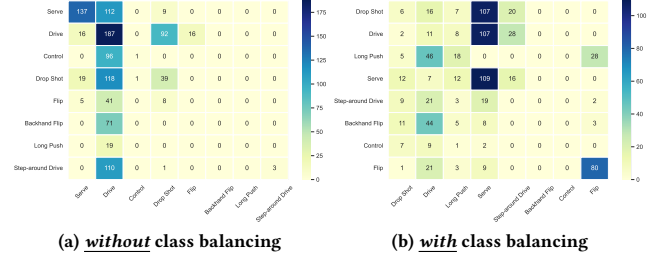


Figure 7: Confusion matrix of action recognition results

Table 2: Performance of different action recognition methods on P^2A in terms of validation accuracy.

Actions	Method	Acc1@14c	Acc5@14c	Acc1@8c	Acc5@8c
Face	TSM	59.77	90.13	73.84	94.85
	TSM	69.97	98.08	82.35	99.06
	SlowFast	63.19	92.79	77.41	96.07
	Vid	68.85	98.16	81.03	98.96
Face&Back	TSM (Best)	59.46	87.11	68.39	91.73

same setting, the performances of baselines on 8c are relatively better than on 14c, which confirms that the combination of serving classes is reasonable and actually eases the recognition task. In general, our refined TSM (PaddlePaddle version) method achieves the highest accuracy in all four settings except the top5 accuracy on the 14c datasets. The popular transformer-based method Vid also shows competitive performances in the second place as a whole. Note that, since the same strokes/actions done by the player facing the camera and with back towards the camera differs drastically (e.g., the blocked views and the opposite actions), we mainly focus on the facing players’ actions/strokes as the recognition targets. As for the back view player’s actions/strokes, the performances are poor for all methods. Alternatively, we report the performance of the mixed (i.e., face and back) one, the results are far below the expectation, where even the best performer, TSM, only achieves 59.46 top 1 accuracy on the 14c and 68.39 top5 accuracy on the 8c dataset. Although the top5 accuracy of all the methods appears to be promising, considering the total number of categories in P^2A , which is 14 or 8 accordingly, the results are trivial to some degree. In conclusion, for the action recognition task with the mainstream baseline algorithms, P^2A is considerably a challenging dataset and there is a vast room and potential for improvement and research involvement.

For the action localization task, we summarize the performances in Figure 9. We selected several representative state-of-the-art action localization methods that are publicly available and retrained them on our P^2A dataset. We report the area under the AR-AN curve for the baselines as the measurements of the localization performance. For example, in Figure 9(a), we draw the AR-AN curves with a varying value of tIoU from 0.5 to 0.95 separately and one mean curve (solid blue curve) to represent the overall performance of BSN on P^2A . Among all the methods, TCANet+ shows the highest overall AUC score which is 47.79 in Figure 9(f) and also outperforms other baselines in each tIoU level. To straightforwardly compare the localization results, we visualize the located action segments from each method in Figure 8. The top figure is on

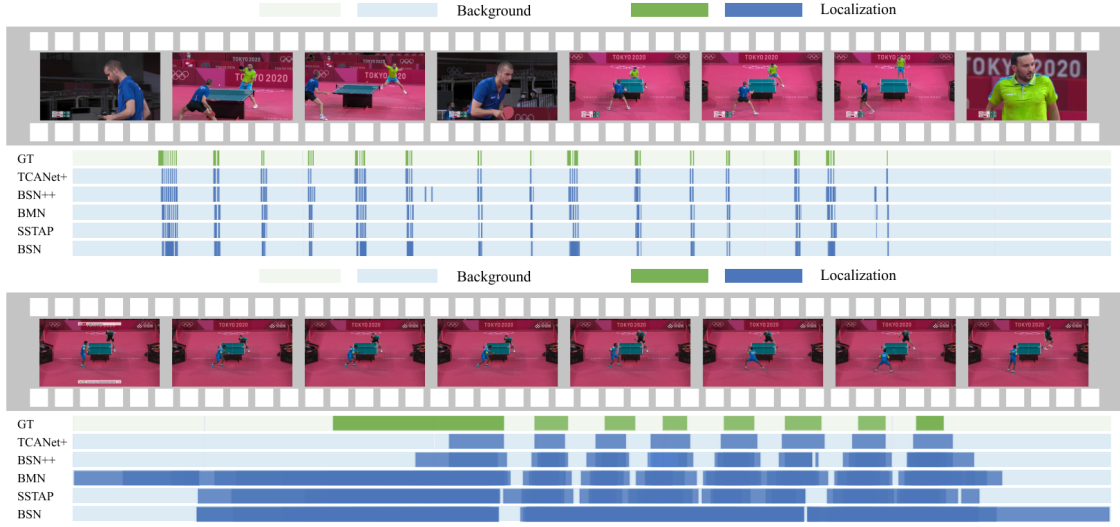


Figure 8: Example of localisation results on P^2A dataset.

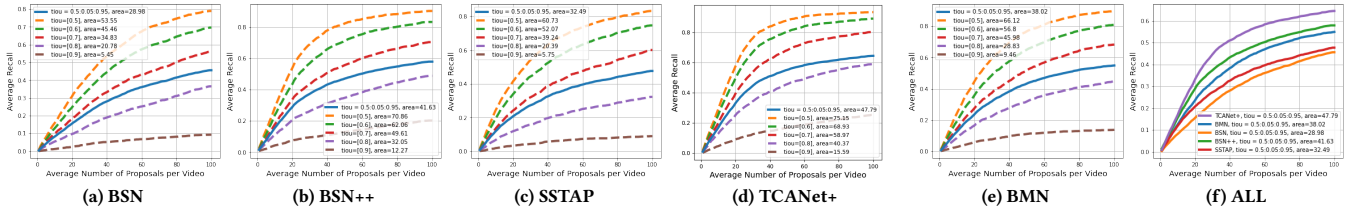


Figure 9: Performance of different action localization methods on P^2A .

a large scale to show the predicted segments compared with the ground-truth segments in a complete 6-minute video chunk, where the bottom one zooms in a single turn for a series of consecutive actions/strokes by the player facing the camera. From such visual observations, we can find that TCANet+ can almost reproduce the short action segments from the ground-truth labeling. However, the first period of serving action is barely located and TCANet+ mis-predicts with a much shorter one instead. Compared to the action recognition task, the action localization seems more difficult on P^2A since the best AUC score is even in a massive gap from the average achievement of these baselines on ActivityNet [6] ($47.79 \ll 68.25$ on average from top35 solutions in the 2018 leader-board). **Summary.** From the above experimental results, we can conclude that the P^2A is still a very challenging dataset for no matter the action recognition and the action localization tasks. Compared to the current release sports datasets, the representative baselines hardly adapt to the proposed P^2A dataset and the performance is far lower than our expectation. Thus, the P^2A dataset provides a good opportunity for researchers to further explore the solution in a domain of fast-moving and dense action detection. Note that, the P^2A dataset is not limited to the action recognition and localization tasks only, where it is also potential to be used for video segmentation and summarizing. Actually, we are on the way to explore more possibilities of P^2A and will update the released version to include more use cases. Due to the limited space, we will release the

implementation details for all the baselines in our Github repository with the dataset link once the paper gets published.

5 CONCLUSION

In this paper, we present a new large-scale dataset P^2A , which is currently the largest publicly available table tennis action detection dataset to the best of our knowledge. We have evaluated several state-of-the-art algorithms on the introduced dataset. Experimental results show that existing approaches are heavily challenged by fast-moving and dense actions and uneven action distribution in video chunks. In the future, we hope that P^2A could become a new benchmark dataset for fast-moving and dense action detection especially in the sports area. Through a comprehensive introduction and analysis, we intend to help the follow-up users and researchers to better acknowledge the characteristics and the statistics of P^2A , so as to fully utilize the dataset in action recognition and action localization tasks. We believe the P^2A dataset will make an early attempt in driving the sports video analysis industry to be more intelligent and effective.

A SUPPLEMENTARY

Due to the page limit in the main body of the manuscript, we supplement the complete implementation details and evaluation results with brief discussions in this supplementary section.

Table 3: Key parameters of implemented algorithms.

Recognition Method	Backbone	Sampling	Num_Seg	Target Size	Others
TSN	ResNet50-D	TenCrop	8	224	Distillation with ResNet152-CSN
TSM	ResNet50-D	Dense	8	224	Distillation with ResNet152-CSN
SlowFast	ResNet50-D	Time-stride	8	224	Mutigrid speedup [60]
TimeSformer	ViT-base-patch16-224	UniformCrop	8	224	Linspace when testing
ViD	SwinT-base-1k-224	UniformCrop	32	224	-
Attention-LSTM	Inception-ResNet-v2	RandomNoise	8	224	-
MoViNet	MoViNet-A0	UniformCrop	50	172	AutoAugment [9]
Localization Method	Backbone	Sampling	NMS	Window Size	Others
BSN	TSM (ResNet50-D)	-	Soft	100	-
BSN++	TSM (ResNet50-D)	-	Soft	100	Proposal extension [47], Self-attention
SSTAP	TSM (ResNet50-D)	-	Soft	100	Self-Supervised Learning
BMN	TSM (ResNet50-D)	-	Soft	100	Proposal extension [47]
TCANet+	TSM (ResNet50-D)	RandomNoise	Soft	300	LGTE, SEBlock [40]

Remarks. In this paper, we mainly target the 2D video action recognition algorithms considering the following sakes,

- Traditional 3D/4D video action recognition algorithms such as I3D [8], R3D [19], S3D [61], and Non-local [57] are widely acknowledged to be inefficient in computation and optimization compared to the 2D algorithms (i.e., it is barely affordable and scalable in some real world applications), even though the 3D/4D algorithms generally have a more robust performance [67] on video recognition tasks.
- Analyzing table tennis broadcasting video is not only limited to academic purposes, which includes the research on dense, fast-moving, and noisy (e.g., multiple action sources from players) action recognition and localization, it also benefits table tennis sports affairs, for example, real-time competition analysis, and actions/events summarizing on stream broadcasting videos. Thus, the effectiveness and efficiency are of equal importance for the solutions in industrial practices, where the 2D and the lightweight video action recognition algorithms have received a great deal of industrial and research attention in recent years.
- We also include one 3D action recognition algorithm – SlowFast [15]. Compared to the traditional 3D networks, SlowFast does not heavily rely on the concatenation of 3D CNNs, where its fast pathway could be very lightweight by reducing its channel capacity, so as to largely improve the overall efficiency. Furthermore, SlowFast is proved to be competitive with other full-size 3D recognition algorithms on several benchmark datasets [67].

Notice that the proposed P^2A is not only available for the action recognition and the action localization tasks. For the general action detection task, which incorporates the recognition and localization in a unified objective, the P^2A dataset is still challenging and remains explored in future study. As shown in Figure 10, we conduct the experiments for the action detection task on P^2A using a pipeline with the components of (1) TSM (PaddlePaddle variation), (2) BMN, and (3) Attention-LSTM. Specifically, we first extract the frame features using a TSM module (TSM module is pre-trained on a recognition task on the P^2A dataset). Once we have the well-represented features, we then feed the features into

a BMN module to generate the action proposals. The last step is to train an Attention-LSTM module to obtain the action class within each proposal. We further provide ablation tests in Table 4. As we can observe, several optimization strategies improve the average mAP (mean average precision) of the proposed pipeline, which includes the proposal extension and data augmentation. Since the proposal generated by the BMN module sometimes cannot cover the entire action, we intend to extend the proposal duration before and after for 1 second. However, we find that not all the actions benefit from this kind of extension, where we additionally design a partial proposal extension strategy for the target actions. Although applying the above mentioned strategies, we hardly obtain a satisfied average mAP (IoU from 0.5 to 0.9 with a step size of 0.05), where the value is only 49.74 for the best model after the fine-tuning. It makes sense with the unsatisfactory result that the performance of action detection on P^2A depends on the performance of both the action recognition and the action localization tasks, which have been shown as two challenging tasks in this paper.

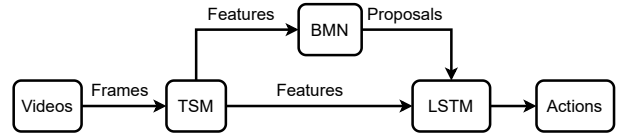


Figure 10: The pipeline of action detection on the P^2A dataset.

Table 4: Ablation experiments of the action detection pipeline on P^2A . (“EPE/PPE” stands for the entire/partial proposal extension. “DA” represents the data augmentation.)

mAP \ IoU	0.5	0.75	0.95	Average
Pipelines				
TSN + BMN + LSTM	37.71	16.33	4.10	18.99
TSM + BMN + LSTM	40.39	22.01	4.94	20.34
TSM + BMN + LSTM + EPE	45.14	22.94	5.89	22.06
TSM + BMN + LSTM + PPE	46.03	25.79	7.17	24.35
TSM + DA + BMN + LSTM + PPE	49.75	30.68	8.03	33.35

Additional recognition algorithms. Beyond the most representative action recognition algorithms introduced in the main body, we also conduct the experiments using the following algorithms,

- Vanilla-TSN/TSM: the original version of TSN [55] and TSM [25] models. Note that, the revised TSM (denoted as TSM) includes (1) better backbones: ResNet50-D series; (2) Two-stage knowledge distillation: TSM adopt a semi-supervised distillation (SSD) strategy for the first stage and leverages the CSN [50] as the teacher network with a ResNet152 backbone in the second stage.
- Attention-LSTM [33]: recurrent neural networks (RNN) are often used in the processing of sequence data, which can model the sequence information of consecutive frames, and are commonly used methods in the field of video classification. As one of the RNNs, Attention-LSTM uses a two-way long and short-term memory network with attention layers to encode all the frame features of the video in sequence.
- MoViNet [22]: Movinet is a mobile video network developed by Google research. It uses causal convolution operators with stream buffer and temporal ensembles to improve the accuracy of video classification. It is a lightweight and efficient video model designed for online video stream reasoning.
- TimeSformer [5]: TimeSformer is a video classification model based on a vision transformer, which equips with the global receptive field, and strong time series modeling without convolutions. At present, it has achieved SOTA accuracy on the Kinetics-400 data set, approximating the performance of classic 3D-CNN based video classification models, while it has a considerably short training time.

As shown in Table 5, we present the full performance results of the implemented video action recognition algorithms in different settings. The TSM (revised) algorithm outperforms the other algorithms in most cases. We also observe that the recognition task of Face&Back is even more challenging than the recognition task of Face only, where it is reasonable since the actions/strokes from the back-view player are commonly blocked partially/entirely by the body of the player and the mixed actions/strokes from both players in the overlapped frames might affect the learning process of the baseline models. The overall performance of the baseline algorithms demonstrates the action recognition task on P^2A has a lot of room to be explored and improved in terms of the performance.

Implementations. We list the key hyper-parameters of all the implemented action recognition and action localization algorithms in Table 3. Note that, the TSN and TSM stands for the revised versions compared to the released version from the original paper. For other baselines, we follow the original design of the critical components from each algorithm and adjust specific hyper-parameters to fit them on the P^2A dataset.

REFERENCES

- [1] Sami Abu-El-Haija, Nisarg Kothari, Joonseok Lee, Paul Natsev, George Toderici, Balakrishnan Varadarajan, and Sudheendra Vijayanarasimhan. 2016. Youtube-8m: A large-scale video classification benchmark. *arXiv preprint arXiv:1609.08675* (2016).
- [2] Anurag Arnab, Mostafa Dehghani, Georg Heigold, Chen Sun, Mario Lučić, and Cordelia Schmid. 2021. Vivit: A video vision transformer. In *Proceedings of the IEEE/CVF International Conference on Computer Vision*. 6836–6846.
- [3] Hongshu Bao and Xiang Yao. 2021. Dynamic 3D image simulation of basketball movement based on embedded system and computer vision. *Microprocessors and microsystems* 81 (2021), 103655.

Table 5: Performance of different action recognition methods on P^2A in terms of validation accuracy.

Actions	Method	Acc1@14c	Acc5@14c	Acc1@8c	Acc5@8c
Face	TSN	59.77	90.13	73.84	94.85
	Vanilla-TSN	57.28	89.36	72.07	93.89
	TSM	69.97	98.08	82.35	99.06
	Vanilla-TSM	63.33	93.21	76.79	95.63
	SlowFast	63.19	92.79	77.41	96.07
	Vid	68.85	98.16	81.03	98.96
	Attention-LSTM	53.19	81.98	73.34	89.31
	MoViNet	54.79	85.31	74.09	88.93
	TimeSformer	64.01	94.87	77.39	95.56
Face&Back	TSN	53.31	78.03	54.13	82.46
	Vanilla-TSN	50.47	76.69	53.94	80.31
	TSM	59.46	87.11	68.39	91.73
	Vanilla-TSM	55.72	84.05	63.39	86.32
	SlowFast	56.39	87.98	65.10	89.93
	Vid	58.54	87.20	67.28	91.05
	Attention-LSTM	51.06	75.39	52.79	80.67
	MoViNet	52.45	77.19	54.12	82.07
	TimeSformer	56.49	86.31	64.93	90.30

- [4] Gedas Bertasius, Hyun Soo Park, Stella X Yu, and Jianbo Shi. 2017. Am I a baller? basketball performance assessment from first-person videos. In *Proceedings of the IEEE international conference on computer vision*. 2177–2185.
- [5] Gedas Bertasius, Heng Wang, and Lorenzo Torresani. 2021. Is Space-Time Attention All You Need for Video Understanding?. In *International Conference on Machine Learning*. PMLR, 813–824.
- [6] Fabian Caba Heilbron, Victor Escorcia, Bernard Ghanem, and Juan Carlos Nieves. 2015. ActivityNet: A large-scale video benchmark for human activity understanding. In *Proceedings of the IEEE/CVF conference on computer vision and pattern recognition*. 961–970.
- [7] Desheng Cai, Shengsheng Qian, Quan Fang, Jun Hu, Wenkui Ding, and Changsheng Xu. 2022. Heterogeneous Graph Contrastive Learning Network for Personalized Micro-video Recommendation. *IEEE Transactions on Multimedia* (2022).
- [8] Joao Carreira and Andrew Zisserman. 2017. Quo vadis, action recognition? a new model and the kinetics dataset. In *proceedings of the IEEE Conference on Computer Vision and Pattern Recognition*. 6299–6308.
- [9] Ekin D Cubuk, Barret Zoph, Dandelion Mane, Vijay Vasudevan, and Quoc V Le. 2018. Autoaugment: Learning augmentation policies from data. *arXiv preprint arXiv:1805.09501* (2018).
- [10] Xiyang Dai, Bharat Singh, Guyue Zhang, Larry S Davis, and Yan Qiu Chen. 2017. Temporal context network for activity localization in videos. In *Proceedings of the IEEE International Conference on Computer Vision*. 5793–5802.
- [11] Navneet Dalal and Bill Triggs. 2005. Histograms of oriented gradients for human detection. In *2005 IEEE computer society conference on computer vision and pattern recognition (CVPR'05)*, Vol. 1. Ieee, 886–893.
- [12] Adrien Deliege, Anthony Cioppa, Silvio Giancola, Meisam J Seikavandi, Jacob V Dueholm, Kamal Nasrollahi, Bernard Ghanem, Thomas B Moeslund, and Marc Van Droogenbroeck. 2021. Soccernet-v2: A dataset and benchmarks for holistic understanding of broadcast soccer videos. In *Proceedings of the IEEE/CVF Conference on Computer Vision and Pattern Recognition*. 4508–4519.
- [13] Jianfeng Dong, Xirong Li, Chaoxi Xu, Xun Yang, Gang Yang, Xun Wang, and Meng Wang. 2021. Dual encoding for video retrieval by text. *IEEE Transactions on Pattern Analysis and Machine Intelligence* (2021).
- [14] Hayden Faulkner and Anthony Dick. 2017. TenniSet: A Dataset for Dense Fine-Grained Event Recognition, Localisation and Description. In *2017 International Conference on Digital Image Computing: Techniques and Applications (DICTA)*. IEEE, 1–8.
- [15] Christoph Feichtenhofer, Haoqi Fan, Jitendra Malik, and Kaiming He. 2019. Slow-fast networks for video recognition. In *Proceedings of the IEEE/CVF international conference on computer vision*. 6202–6211.
- [16] Valentin Gabeur, Chen Sun, Kartek Alahari, and Cordelia Schmid. 2020. Multi-modal transformer for video retrieval. In *European Conference on Computer Vision*. Springer, 214–229.
- [17] Raghav Goyal, Samira Ebrahimi Kahou, Vincent Michalski, Joanna Materzynska, Susanne Westphal, Heuna Kim, Valentin Haefel, Ingo Fruend, Peter Yianilos, Moritz Mueller-Freitag, et al. 2017. The "something something" video database for learning and evaluating visual common sense. In *Proceedings of the IEEE international conference on computer vision*. 5842–5850.
- [18] Chunhui Gu, Chen Sun, David A Ross, Carl Vondrick, Caroline Pantofaru, Yeqing Li, Sudheendra Vijayanarasimhan, George Toderici, Susanna Ricco, Rahul Sukthankar, et al. 2018. Ava: A video dataset of spatio-temporally localized atomic

- visual actions. In *Proceedings of the IEEE Conference on Computer Vision and Pattern Recognition*. 6047–6056.
- [19] Kensho Hara, Hirokatsu Kataoka, and Yutaka Satoh. 2018. Can spatiotemporal 3d cnns retrace the history of 2d cnns and imagenet?. In *Proceedings of the IEEE conference on Computer Vision and Pattern Recognition*. 6546–6555.
 - [20] Yudong Jiang, Kaixu Cui, Leilei Chen, Canjin Wang, and Changliang Xu. 2020. Soccerdb: A large-scale database for comprehensive video understanding. In *Proceedings of the 3rd International Workshop on Multimedia Content Analysis in Sports*. 1–8.
 - [21] Andrej Karpathy, George Toderici, Sanketh Shetty, Thomas Leung, Rahul Sukthankar, and Li Fei-Fei. 2014. Large-scale video classification with convolutional neural networks. In *Proceedings of the IEEE conference on Computer Vision and Pattern Recognition*. 1725–1732.
 - [22] Dan Kondratyuk, Liangzhe Yuan, Yandong Li, Li Zhang, Mingxing Tan, Matthew Brown, and Boqing Gong. 2021. Movinets: Mobile video networks for efficient video recognition. In *Proceedings of the IEEE/CVF Conference on Computer Vision and Pattern Recognition*. 16020–16030.
 - [23] Maria Koshkina, Hemanth Pidaparthy, and James H Elder. 2021. Contrastive learning for sports video: Unsupervised player classification. In *Proceedings of the IEEE/CVF Conference on Computer Vision and Pattern Recognition*. 4528–4536.
 - [24] Kaustubh Milind Kulkarni and Sucheth Shenoy. 2021. Table tennis stroke recognition using two-dimensional human pose estimation. In *Proceedings of the IEEE/CVF Conference on Computer Vision and Pattern Recognition*. 4576–4584.
 - [25] Ji Lin, Chuang Gan, and Song Han. 2019. Tsm: Temporal shift module for efficient video understanding. In *Proceedings of the IEEE/CVF International Conference on Computer Vision*. 7083–7093.
 - [26] Tianwei Lin, Xiao Liu, Xin Li, Errui Ding, and Shilei Wen. 2019. Bmn: Boundary-matching network for temporal action proposal generation. In *Proceedings of the IEEE/CVF International Conference on Computer Vision*. 3889–3898.
 - [27] Tianwei Lin, Xu Zhao, Haisheng Su, Chongjing Wang, and Ming Yang. 2018. Bsn: Boundary sensitive network for temporal action proposal generation. In *Proceedings of the European conference on computer vision (ECCV)*. 3–19.
 - [28] Wu Liu, Chenggang Clarence Yan, Jiangyu Liu, and Huadong Ma. 2017. Deep learning based basketball video analysis for intelligent arena application. *Multimedia Tools and Applications* 76, 23 (2017), 24983–25001.
 - [29] Yang Liu, Samuel Albanie, Arsha Nagrani, and Andrew Zisserman. 2019. Use what you have: Video retrieval using representations from collaborative experts. *arXiv preprint arXiv:1907.13487* (2019).
 - [30] Yang Liu, Cheng Lyu, Zhiyuan Liu, and Dacheng Tao. 2019. Building effective short video recommendation. In *2019 IEEE International Conference on Multimedia & Expo Workshops (ICMEW)*. IEEE, 651–656.
 - [31] Ze Liu. 2021. Video swin transformer. <https://arxiv.org/pdf/2106.13230v1.pdf>
 - [32] Ze Liu, Yutong Lin, Yue Cao, Han Hu, Yixuan Wei, Zheng Zhang, Stephen Lin, and Baining Guo. 2021. Swin transformer: Hierarchical vision transformer using shifted windows. In *Proceedings of the IEEE/CVF International Conference on Computer Vision*. 10012–10022.
 - [33] Xiang Long, Chuang Gan, Gerard De Melo, Jiajun Wu, Xiao Liu, and Shilei Wen. 2018. Attention clusters: Purely attention based local feature integration for video classification. In *Proceedings of the IEEE Conference on Computer Vision and Pattern Recognition*. 7834–7843.
 - [34] Yanjun Ma, Dianhai Yu, Tian Wu, and Haifeng Wang. 2019. PaddlePaddle: An open-source deep learning platform from industrial practice. *Frontiers of Data and Computing* 1, 1 (2019), 105–115.
 - [35] Pierre-Etienne Martin, Jenny Benois-Pineau, Renaud Péteri, and Julien Morlier. 2018. Sport action recognition with siamese spatio-temporal cnns: Application to table tennis. In *2018 International Conference on Content-Based Multimedia Indexing (CBMI)*. IEEE, 1–6.
 - [36] Pierre-Etienne Martin, Jenny Benois-Pineau, Renaud Péteri, and Julien Morlier. 2021. Three-Stream 3D/1D CNN for Fine-Grained Action Classification and Segmentation in Table Tennis. In *Proceedings of the 4th International Workshop on Multimedia Content Analysis in Sports*. 35–41.
 - [37] Megha Nawhal and Greg Mori. 2021. Activity graph transformer for temporal action localization. *arXiv preprint arXiv:2101.08540* (2021).
 - [38] Juan Carlos Nieves, Chih-Wei Chen, and Li Fei-Fei. 2010. Modeling temporal structure of decomposable motion segments for activity classification. In *European conference on computer vision*. Springer, 392–405.
 - [39] Olympedia. 2012. *Referee Biographical Information*. <http://www.olympedia.org/athletes/5004924>
 - [40] Zhiwu Qing, Haisheng Su, Weihao Gan, Dongliang Wang, Wei Wu, Xiang Wang, Yu Qiao, Junjie Yan, Changxin Gao, and Nong Sang. 2021. Temporal context aggregation network for temporal action proposal refinement. In *Proceedings of the IEEE/CVF Conference on Computer Vision and Pattern Recognition*. 485–494.
 - [41] Shaoqing Ren, Kaiming He, Ross Girshick, and Jian Sun. 2015. Faster r-cnn: Towards real-time object detection with region proposal networks. *Advances in neural information processing systems* 28 (2015).
 - [42] Dian Shao, Yue Zhao, Bo Dai, and Dahua Lin. 2020. Finegym: A hierarchical video dataset for fine-grained action understanding. In *Proceedings of the IEEE/CVF conference on computer vision and pattern recognition*. 2616–2625.
 - [43] Zheng Shou, Dongang Wang, and Shih-Fu Chang. 2016. Temporal action localization in untrimmed videos via multi-stage cnns. In *Proceedings of the IEEE conference on computer vision and pattern recognition*. 1049–1058.
 - [44] Karen Simonyan and Andrew Zisserman. 2014. Two-stream convolutional networks for action recognition in videos. *Advances in neural information processing systems* 27 (2014).
 - [45] Khurram Soomro and Amir R Zamir. 2014. Action recognition in realistic sports videos. In *Computer vision in sports*. Springer, 181–208.
 - [46] Panyawat Sri-lesaranusorn, Felan Carlo Garcia, Francis Tiausas, Supatsara Wattanakriengkrai, Kazushi Ikeda, and Junichiro Yoshimoto. 2021. Toward the Perfect Stroke: A Multimodal Approach for Table Tennis Stroke Evaluation. In *2021 Thirteenth International Conference on Mobile Computing and Ubiquitous Network (ICMU)*. IEEE, 1–5.
 - [47] Haisheng Su, Weihao Gan, Wei Wu, Yu Qiao, and Junjie Yan. 2020. Bsn++: Complementary boundary regressor with scale-balanced relation modeling for temporal action proposal generation. *arXiv preprint arXiv:2009.07641* (2020).
 - [48] Haritha Thilakarathne, Aiden Nibali, Zhen He, and Stuart Morgan. 2021. Pose is all you need: The pose only group activity recognition system (POGARS). *arXiv preprint arXiv:2108.04186* (2021).
 - [49] Du Tran, Lubomir Bourdev, Rob Fergus, Lorenzo Torresani, and Manohar Paluri. 2015. Learning spatiotemporal features with 3d convolutional networks. In *Proceedings of the IEEE international conference on computer vision*. 4489–4497.
 - [50] Du Tran, Heng Wang, Lorenzo Torresani, and Matt Feiszli. 2019. Video classification with channel-separated convolutional networks. In *Proceedings of the IEEE/CVF International Conference on Computer Vision*. 5552–5561.
 - [51] Roman Voikov, Nikolay Falaleev, and Ruslan Baikulov. 2020. TTNNet: Real-time temporal and spatial video analysis of table tennis. In *Proceedings of the IEEE/CVF Conference on Computer Vision and Pattern Recognition Workshops*. 884–885.
 - [52] Nick Wadsworth, Lewis Charnock, Jamie Russell, and Martin Littlewood. 2020. Use of video-analysis feedback within a six-month coach education program at a professional football club. *Journal of Sport Psychology in Action* 11, 2 (2020), 73–91.
 - [53] Bin Wang, Wei Shen, FanSheng Chen, and Dan Zeng. 2019. Football match intelligent editing system based on deep learning. *KSI Transactions on Internet and Information Systems (TIIS)* 13, 10 (2019), 5130–5143.
 - [54] Limin Wang, Yu Qiao, Xiaoou Tang, et al. 2014. Action recognition and detection by combining motion and appearance features. *THUMOS14 Action Recognition Challenge* 1, 2 (2014), 2.
 - [55] Limin Wang, Yuanjun Xiong, Zhe Wang, Yu Qiao, Dahua Lin, Xiaoou Tang, and Luc Van Gool. 2016. Temporal segment networks: Towards good practices for deep action recognition. In *European conference on computer vision*. Springer, 20–36.
 - [56] Shangfei Wang, Longfei Hao, and Qiang Ji. 2019. Knowledge-augmented multimodal deep regression bayesian networks for emotion video tagging. *IEEE Transactions on Multimedia* 22, 4 (2019), 1084–1097.
 - [57] Xiaolong Wang, Ross Girshick, Abhinav Gupta, and Kaiming He. 2018. Non-local neural networks. In *Proceedings of the IEEE conference on computer vision and pattern recognition*. 7794–7803.
 - [58] Xiang Wang, Shiwei Zhang, Zhiwu Qing, Yuanjie Shao, Changxin Gao, and Nong Sang. 2021. Self-supervised learning for semi-supervised temporal action proposal. In *Proceedings of the IEEE/CVF Conference on Computer Vision and Pattern Recognition*. 1905–1914.
 - [59] Chen Wei, Haoqi Fan, Saining Xie, Chao-Yuan Wu, Alan Yuille, and Christoph Feichtenhofer. 2021. Masked Feature Prediction for Self-Supervised Visual Pre-Training. *arXiv preprint arXiv:2112.09133* (2021).
 - [60] Chao-Yuan Wu, Ross Girshick, Kaiming He, Christoph Feichtenhofer, and Philipp Krahenbuhl. 2020. A multigrid method for efficiently training video models. In *Proceedings of the IEEE/CVF Conference on Computer Vision and Pattern Recognition*. 153–162.
 - [61] Saining Xie, Chen Sun, Jonathan Huang, Zhuowen Tu, and Kevin Murphy. 2018. Rethinking spatiotemporal feature learning: Speed-accuracy trade-offs in video classification. In *Proceedings of the European conference on computer vision (ECCV)*. 305–321.
 - [62] Mengmeng Xu, Juan-Manuel Pérez-Rúa, Victor Escorcía, Brais Martínez, Xiatian Zhu, Li Zhang, Bernard Ghanem, and Tao Xiang. 2021. Boundary-sensitive pre-training for temporal localization in videos. In *Proceedings of the IEEE/CVF International Conference on Computer Vision*. 7220–7230.
 - [63] Huan Yan, Chunfeng Yang, Donghan Yu, Yong Li, Depeng Jin, and Dah Ming Chiu. 2019. Multi-site user behavior modeling and its application in video recommendation. *IEEE Transactions on Knowledge and Data Engineering* 33, 1 (2019), 180–193.
 - [64] Serena Yeung, Olga Russakovsky, Greg Mori, and Li Fei-Fei. 2016. End-to-end learning of action detection from frame glimpses in videos. In *Proceedings of the IEEE conference on computer vision and pattern recognition*. 2678–2687.
 - [65] Jun Yuan, Bingbing Ni, Xiaokang Yang, and Ashraf A Kassim. 2016. Temporal action localization with pyramid of score distribution features. In *Proceedings of the IEEE Conference on Computer Vision and Pattern Recognition*. 3093–3102.

- [66] Joe Yue-Hei Ng, Matthew Hausknecht, Sudheendra Vijayanarasimhan, Oriol Vinyals, Rajat Monga, and George Toderici. 2015. Beyond short snippets: Deep networks for video classification. In *Proceedings of the IEEE conference on computer vision and pattern recognition*. 4694–4702.
- [67] Yi Zhu, Xinyu Li, Chunhui Liu, Mohammadreza Zolfaghari, Yuanjun Xiong, Chongruo Wu, Zhi Zhang, Joseph Tighe, R Manmatha, and Mu Li. 2020. A comprehensive study of deep video action recognition. *arXiv preprint arXiv:2012.06567* (2020).