

Cross-Modal Causal Relational Reasoning for Event-Level Visual Question Answering

Yang Liu, *Member, IEEE*, Guanbin Li, *Member, IEEE*, and Liang Lin, *Senior Member, IEEE*

Abstract—Existing visual question answering methods tend to capture the spurious correlations from visual and linguistic modalities, and fail to discover the true casual mechanism that facilitates reasoning truthfully based on the dominant visual evidence and the correct question intention. Additionally, the existing methods usually ignore the complex event-level understanding in multi-modal settings that requires a strong cognitive capability of causal inference to jointly model cross-modal event temporality, causality, and dynamics. In this work, we focus on event-level visual question answering from a new perspective, i.e., cross-modal causal relational reasoning, by introducing causal intervention methods to mitigate the spurious correlations and discover the true causal structures for the integration of visual and linguistic modalities. Specifically, we propose a novel event-level visual question answering framework named **Cross-Modal Causal Relational Reasoning (CMCIR)**, which consists of three essential components named causality-aware visual-linguistic reasoning module, spatial-temporal transformer, and visual-linguistic feature fusion module, to achieve robust causality-aware visual-linguistic question answering. To uncover the causal structures for visual and linguistic modalities, the novel Causality-aware Visual-Linguistic Reasoning (CVLR) module is proposed to collaboratively disentangle the visual and linguistic spurious correlations via elaborately designed front-door and back-door causal intervention modules. To discover the fine-grained interactions between linguistic semantics and spatial-temporal representations, we build a novel Spatial-Temporal Transformer (STT) that builds the multi-modal co-occurrence interactions between visual and linguistic content. To adaptively fuse the causality-aware visual and linguistic features, we introduce a Visual-Linguistic Feature Fusion (VLFF) module that leverages the hierarchical linguistic semantic relations as the guidance to learn the global semantic-aware visual-linguistic representations adaptively. Extensive experiments on large-scale event-level urban dataset SUTD-TrafficQA and three benchmark real-world datasets TGIF-QA, MSVD-QA, and MSRVTQA demonstrate the effectiveness of our CMCIR for discovering visual-linguistic causal structures and achieving robust event-level visual question answering.

Index Terms—Visual Question Answering, Cross-Modal, Causal Inference, Event Understanding.

1 INTRODUCTION

With the rapid development of deep learning [1], [2], [3], event understanding [4], [5] has become a prominent research topic in video analysis [6], [7], [8], [9], [10] because videos have good potential to go beyond image-level understanding (scenes, people, objects, activities, etc.) to understand event temporality, causality, and dynamics. Accurate and efficient cognition and reasoning over complex events is extremely important in video-language understanding and fine-grained action recognition. Since the expressivity of natural language can potentially describe a richer event space [11] that facilitates the deeper event understanding, in this paper, we focus on complex (temporal, causal) event-level visual question answering task in cross-modal (visual, linguistic) setting, which aims to fully understand richer multi-modal event space and answer the given question in a causality-aware way. To achieve event-level visual question answering [12], [13], [14], the model is required to achieve fine-grained understanding of video and language content involving various complex relations such as spatial-temporal visual relation, linguistic semantic relation, and visual-linguistic causal dependency. Thus, a robust and reliable multi-modal relation reasoning is essential in event-level visual question answering. Actually, understanding events in multi-modal visual-linguistic context is

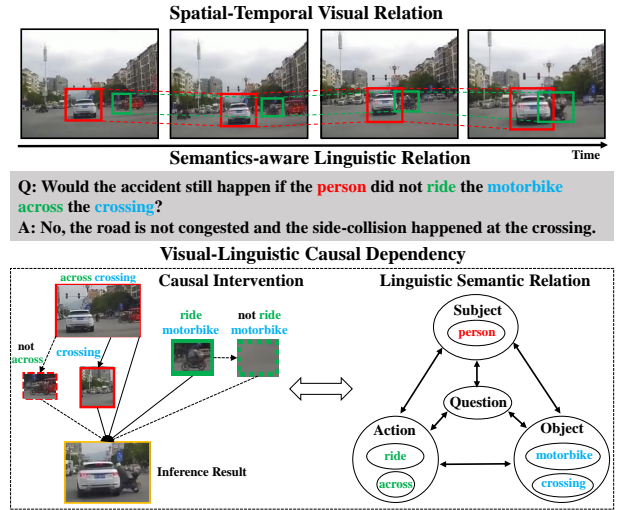


Fig. 1. An example of event-level counterfactual visual question answering task on SUTD-TrafficQA. The counterfactual inference is to obtain the outcome of certain hypothesis that do not occur in the visual scene. To infer the causality-aware result, the model is required to explore the visual-linguistic causal dependency and spatial-temporal relation.

a long-standing challenge. Most of the existing visual question answering methods [15], [16], [17], [18] use recurrent neural networks (RNNs) [19], attention mechanisms [3] or Graph Convolutional Networks [20] for relation reasoning between visual and linguistic modalities. Although achieving promising results, the current visual question answering methods suffer from the following two common limitations.

• Y. Liu, G. Li and L. Lin are with the School of Computer Science and Engineering, Sun Yat-sen University, Guangzhou, China. E-mail: liuy856@mail.sysu.edu.cn; liguanbin@mail.sysu.edu.cn; linliang@ieee.org.

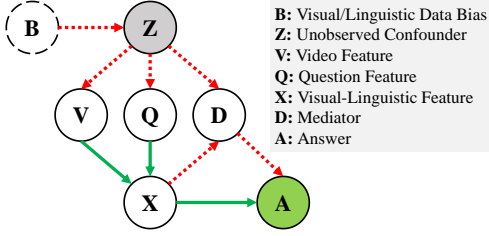


Fig. 2. The structured causal model (SCM) shows how the confounder induces the spurious correlation in event-level visual question answering. The green path denotes the unbiased visual question answering (the true causal effect). The red path is the biased visual question answering caused by the confounders (the back-door path).

First, existing visual question answering methods usually focus on relatively simple events like movie [21], TV-show [22] or synthetic videos [23] where temporal understanding and causality discovery are simply not required to perform well, and ignore more complex and challenging events that require in-depth understanding of the causality, spatial-temporal dynamics, and linguistic relations. For example, the only existing large-scale event-level urban visual question answering dataset SUTD-TrafficQA [24] contains six challenging reasoning tasks including basic understanding, event forecasting, reverse reasoning, counterfactual inference, introspection and attribution analysis. As shown in Fig. 1, given a video and an associated question, a typical reasoning process for human is first memorizing relevant objects and their interactions in each video frame (e.g. car run on road, person ride motorbike, across crossing), and then derive the corresponding answer based on these memorized video content. However, the event-level counterfactual visual question answering task in Fig. 1 requires the outcome of certain hypothesis (e.g. “the person did not ride the motorbike across the crossing”) that does not occur in the given video. If we just simply correlate relevant visual contents, we cannot get the right inference result without discovering the hidden spatial-temporal and causal dependencies. To accurately reason about the imagined events under the counterfactual condition, the model is required to not only conduct relational reasoning in a hierarchical way but also fully explore the causality, logic, and spatial-temporal dynamic structures of the visual and linguistic content. This requires us to conduct causal intervention operation to discover the true causal structure that facilitates answering the question truthfully based on the imagined visual evidence and the correct question intention. However, the multi-level interaction and causal relations between the language and spatial-temporal structure of the complex multi-modal events is not fully explored in current methods.

Second, the existing visual question answering models tend to capture the spurious linguistic or visual correlations introduced by the confounders rather than the true causal structure and causality-aware multi-modal representations, which leads to an unreliable reasoning process [25], [26], [27], [28]. As shown in Fig. 2, we can consider some frequently appearing concepts in the linguistic and visual modalities as the confounders. The “linguistic bias” denotes the strong correlations between questions and answers, and the “visual bias” represents the strong correlations between some key visual features. For example, the concept “person-with-motorbike” is dominant in training set (Fig. 1) and thus

the predictor may learn the spurious correlation between the motorbike region with the word “person” without looking at the vehicle region to reason how actually the accident happens. As a result, it limits the reasoning ability of visual-linguistic question reasoning models if they memorize the strong linguistic or visual priors in the training set, especially in the following aspects: (1) reliable reasoning to focus on the dominant visual scenes that support the question reasoning process; (2) generalization ability to generalize well in real-world scenarios; and (3) introspective learning to faithfully introspect whether the attended scene reflects the causal logic behind the reasoning process. Since the potential visual and linguistic correlations are complicated in complex events, there exist significant difference of visual and linguistic biases between the training set and testing set in complex event-level urban datasets like SUTD-TrafficQA [24]. To mitigate the dataset bias, causal inference [29] has shown promising performance in scene graph generation [30], image classification [31] and image question answering [25], [26], [32]. Nonetheless, directly applying existing causal methods to the complex event-level visual question answering task may show unsatisfactory results, due to the unobservable confounder in visual domain and the complex interaction between visual and linguistic content.

To address the aforementioned limitations, this paper proposes a novel event-level visual question answering framework named **Cross-Modal Causal Relational Reasoning (CMCIR)** from the perspective of causal inference [33]. To mitigate the bias caused by confounders and uncover the causal structures for visual and linguistic modalities, we propose a **Causality-aware Visual-Linguistic Reasoning (CVLR)** module by front-door and back-door causal interventions. To discover the causal effect within linguistic modalities, we design a back-door intervention module that approximates the confounder set distribution from the perspective of linguistic semantic relations. Since the confounder in visual modality is unobservable, we propose a specific attention-based front-door intervention module named **Local-Global Causal Attention Module (LGCAM)** which aggregates the local and global visual representations in a causality-aware way. To model the multi-modal interaction between the appearance-motion and language representations, we build a novel **Spatial-Temporal Transformer (STT)** that contains **Question-Appearance (QA)**, **Question-Motion (QM)**, **Appearance-Semantics (AS)**, and **Motion-Semantics (MS)** modules. The QA and QM build the linguistic semantics from the multi-modal co-occurrence between the linguistic and the visual content. The AS and MS infer the visual clues from the interactions between the linguistic semantics and the spatial-temporal representations. To adaptively fuse the causality-aware visual and linguistic features, we introduce a novel **Visual-Linguistic Feature Fusion (VLFF)** module that leverages the hierarchical linguistic semantic relations as the guidance to learn the global semantic-aware visual-linguistic representations. Experiments on SUTD-TrafficQA, TGIF-QA, MSVD-QA, and MSRVT-QA datasets show the advantages of our CMCIR over the state-of-the-art methods. The main contributions of the paper can be summarized as follows:

- We propose a novel causality-aware event-level vi-

sual question answering framework named **Cross-Modal Causal Relational Reasoning (CMCIR)**, to discover true causal structures via causal intervention on the integration of visual and linguistic modalities and achieve robust event-level visual question answering performance. To the best of our knowledge, we are the first to discover cross-modal causal structures for event-level visual question answering task.

- We introduce a linguistic back-door causal intervention module guided by the linguistic semantic relations, to mitigate the spurious biases and uncover the causal dependencies for linguistic modality. To further disentangle the visual spurious correlations, we propose a **Local-Global Causal Attention Module (LGCAM)** that aggregates the local and global visual representations by front-door causal intervention.
- We construct a **Spatial-Temporal Transformer (STT)** that models the multi-modal co-occurrence interactions between the visual and linguistic knowledge, to discover the fine-grained interactions among linguistic semantics, spatial, and temporal representations.
- To adaptively fuse the causality-aware visual and linguistic features, we introduce a **Visual-Linguistic Feature Fusion (VLFF)** module that leverages the hierarchical linguistic semantic relations to learn the global semantic-aware visual-linguistic features.
- Extensive experiments on SUTD-TrafficQA, TGIF-QA, MSVD-QA, and MSRVT-QA datasets show the effectiveness of our CMCIR for discovering visual-linguistic causal structures and achieving promising event-level visual question answering performance, leading to 1.53%, 4.70% and 1.30% accuracy improvement over existing methods on SUTD-TrafficQA, MSVD-QA and MSRVT-QA datasets respectively.

2 RELATED WORKS

2.1 Visual Question Answering

Compared with the image-based visual question answering (i.e. ImageQA) [34], [35], [36], event-level visual question answering (i.e. VideoQA) is much more challenging due to the existence of extra temporal dimension. To accomplish the VideoQA problem, the model needs to capture spatial-temporal and visual-linguistic relations to infer the answer. To explore relational reasoning in VideoQA, Xu et al. [37] proposed an attention mechanism to exploit the appearance and motion knowledge with the question as a guidance. Jang et al. [38], [39] released a large-scale VideoQA dataset named TGIF-QA and proposed a dual-LSTM based method with both spatial and temporal attention. Later on, some hierarchical attention and co-attention based methods [16], [40], [41], [42], [43] are proposed to learn appearance-motion and question-related multi-modal interactions. Le et al. [17] proposed hierarchical conditional relation network (HCRN) to construct sophisticated structures for representation and reasoning over videos. Jiang et al. [44] introduced heterogeneous graph alignment (HGA) network that aligns the inter- and intra-modality information for cross-modal reasoning. Huang et al. [15] proposed location-aware graph convolutional network to reason over detected objects. Lei

et al. [45] employed sparse sampling to build a transformer-based model named CLIPBERT and achieve end-to-end video-and-language understanding. Liu et al. [46] proposed a hierarchical visual-semantic relational reasoning (HAIR) framework to perform hierarchical relational reasoning.

Unlike these works that focus on relatively simple events like movie, TV-show or synthetic videos, our CMCIR framework focus on the complex event-level visual question answering and performs cross-modal causal relational reasoning of the spatial-temporal and linguistic content. The only existing work for event-level urban visual question answering is Eclipse [24], which built an event-level urban traffic visual question answering dataset and proposed an efficient glimpse network to achieve computation-efficient and reliable video reasoning. Different from the Eclipse that focuses on the exploration of the efficient and dynamic reasoning in urban traffic events, our work aims to uncover the causal structures behind the visual-linguistic modalities and models the interaction between the appearance-motion and language knowledge in a causality-aware manner. In addition, these previous works tend to capture the spurious linguistic or visual correlations within the videos, while we build a Causality-aware Visual-Linguistic Reasoning (CVLR) module to mitigate the bias caused by confounders and uncover the causal structures for the integration of complex event-level visual and linguistic modalities.

2.2 Relational Reasoning for Event Understanding

Besides VideoQA, relational reasoning has been explored in other event understanding tasks, such as action recognition [47], [48], [49], [50], [51], action detection [52], [53], and spatial-temporal grounding [54]. To recognize and localize human actions in videos, Girdhar et al. [55] introduced a transformer-style architecture to aggregate features from the spatiotemporal context around the person. For action detection, Huang et al. [56] introduced a dynamic graph module to model object-object interactions in video actions. Ma et al. [57] utilized an LSTM to model interactions between arbitrary subgroups of objects. Mavroudi et al. [58] built a symbolic graph using action categories. Pan et al. [59] designed a high-order actor-context-actor relation network to realize indirect relation reasoning for spatial-temporal action localization. To localize a moment from videos for a given textual query, Nan et al. [60] introduced a dual contrastive learning approach to align the text and video by maximizing the mutual information between semantics and video clips. Wang et al. [61] proposed a causal framework to learn the deconfounded object-relevant association for accurate and robust video object grounding. Although achieving promising results, these methods only perform relational reasoning over visual modality and neglects the potential causal structures from linguistic semantic relation, resulting in incomplete and unreliable understanding of visual-linguistic content. Additionally, our CMCIR conducts causality-aware spatial-temporal relational reasoning to uncover the causal structure for visual-linguistic modality, and utilizes hierarchical semantic knowledge for spatial-temporal relational reasoning.

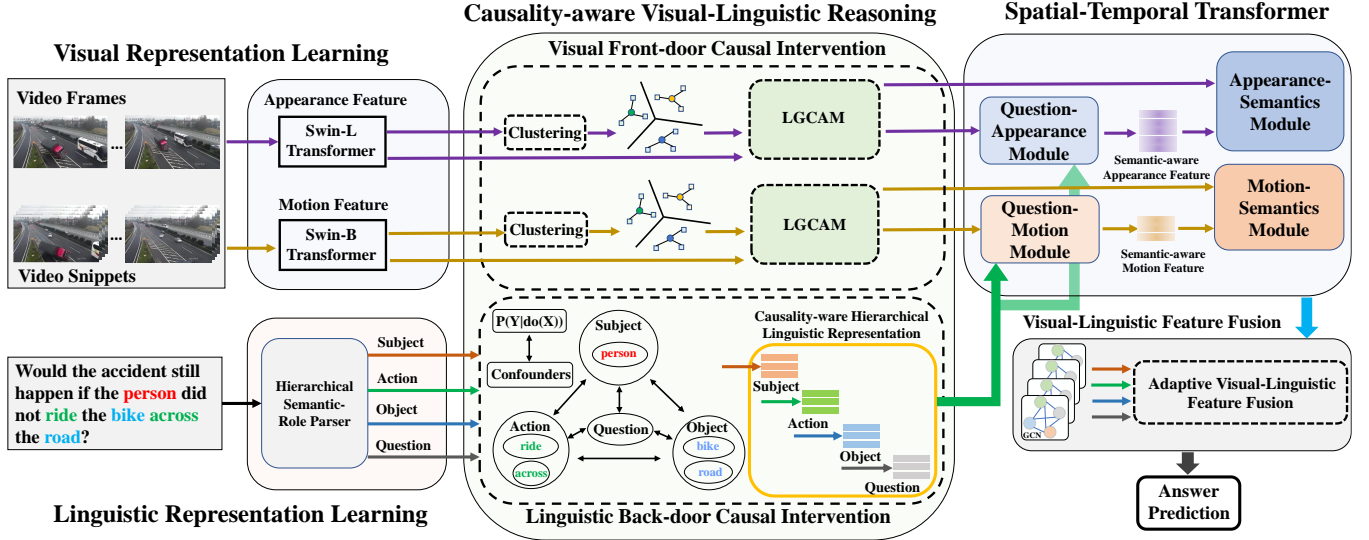


Fig. 3. The framework of CMCIR, which constitutes five components: Visual Representation Learning (VRL), Linguistic Representation Learning (LRL), Causality-aware Visual-Linguistic Reasoning (CVLR), Spatial-Temporal Transformer (STT), and Visual-Linguistic Feature Fusion (VLFF).

2.3 Causal Inference in Visual Representation Learning

Compared to the conventional debiasing techniques [62], [63], causal inference [29], [33], [64], [65] shows its potential in mitigating the spurious correlations [66] and disentangling the desired model effects [67] for better generalization. Counterfactual and causal inference have attracted increasing attention in several computer vision, including visual explanations [68], [69], [70], scene graph generation [30], [71], image recognition [27], [32], video analysis [60], [72], [73], and vision-language tasks [25], [26], [74], [75], [76]. Specifically, Tang et al. [77], Zhang et al. [78], Wang et al. [32], and Qi et al. [79] computed the direct causal effect and mitigate the bias based on the observable confounders. Counterfactual based solutions are also effective, for example, Agarwal et al. [80] proposed a counterfactual sample synthesising method based on GAN [81]. Chen et al. [82] tried to replace critical objects and critical words with mask token and reassigned a answer to synthesis counterfactual QA pairs. Apart from sample synthesising, Niu et al. [25] developed a counterfactual VQA framework that reduce multi modality bias by using causality approach named Natural Indirect Effect and Total Direct Effect to eliminate the mediator effect. Li et al. [28] proposed an Invariant Grounding for VideoQA (IGV) to force the VideoQA models to shield the answering process from the negative influence of spurious correlations. However, most of the existing causal visual tasks are relatively simple without considering more challenging tasks such as video understanding and event-level visual question answering. Although some recent works CVL [76], Counterfactual VQA [25], CATT [26], and IGV [28] focused on visual question answering tasks, they adopted structured causal model (SCM) to eliminate either the linguistic or visual bias without considering cross-modal causality discovery. Different from previous methods, our CMCIR aims for event-level visual question answering that requires fine-grained understanding of spatial-temporal visual relation, linguistic semantic relation, and visual-linguistic causal dependency. Moreover, our Causality-aware Visual-Linguistic Reasoning (CVLR) applies front-door and back-door causal intervention mod-

ules to discover cross-modal causal structures.

3 METHODOLOGY

3.1 Framework Overview

The framework of the CMCIR is shown in Fig. 3, which is an event-level visual question answering architecture seamlessly constituted by five essential components: Visual Representation Learning (VRL), Linguistic Representation Learning (LRL), Causality-aware Visual-Linguistic Reasoning (CVLR), Spatial-Temporal Transformer (STT), and Visual-Linguistic Feature Fusion (VLFF). The Linguistic Representation Learning (LRL) aims to use the semantic parser [83] to parse the question into relation-centered tuples (subject, action, object), and then learn the corresponding hierarchical linguistic representations from respective Glove and Transformer architectures. The Causality-aware Visual-Linguistic Reasoning (CVLR) contains visual front-door causal intervention module and linguistic back-door causal intervention module. The visual front-door causal intervention module contains the Local-Global Causal Attention Module (LGCAM) that aggregates the local and global appearance and motion representations in a causality-aware way. The linguistic back-door causal intervention module models the linguistic confounder set from the perspective of semantic roles, and de-confound the language bias based on structured causal model (SCM). Based on the causality-aware visual and linguistic representations, the Spatial-Temporal Transformer (STT) models the interaction between the appearance-motion and language knowledge in a coarse-to-fine manner. Finally, the Visual-Linguistic Feature Fusion (VLFF) module applies semantic graph guided adaptive feature fusion to obtain the multi-modal output.

3.2 Visual Representation Learning

The goal of event-level visual question answering is to deduce an answer \hat{a} from a video \mathcal{V} with a given question q . The answer \hat{a} can be found in an answer space \mathcal{A} which is a pre-defined set of possible answers for open-ended

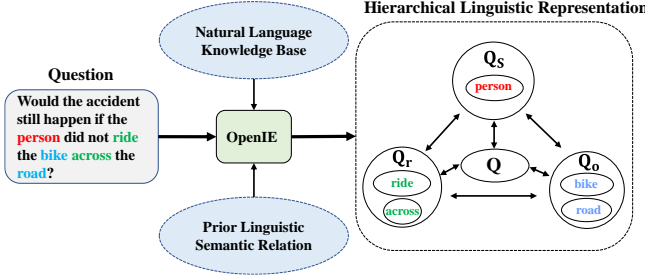


Fig. 4. The proposed Hierarchical Semantic-Role Parser (HSRP).

questions or a list of answer candidates for multi-choice questions. Formally, VideoQA can be formulated as follows:

$$\tilde{a} = \operatorname{argmax}_{a \in A} \mathcal{F}_\theta(a|q, \mathcal{V}) \quad (1)$$

where θ is the model parameters of scoring function \mathcal{F} .

The video \mathcal{V} of L frames is divided into N equal clips. Each clip of C_i of length $T = \lfloor L/N \rfloor$ is presented by two types of visual features: frame-wise appearance feature vectors $F_i^a = \{f_{i,j}^a | f_{i,j}^a \in \mathbb{R}^{1536}, j = 1, \dots, T\}$ and motion feature vector at clip level $f_i^m \in \mathbb{R}^{1024}$. In our experiments, Swin-L [84] is used to extract the frame-level appearance features F^a and Video Swin-B [85] is applied to extract the clip-level motion features F^m . Then, we use a linear feature transformation layer to map F^a and F^m into the same d -dimensional feature space. Thus, we have $f_{i,j}^a, f_i^m \in \mathbb{R}^d$.

3.3 Linguistic Representation Learning

From the perspective of linguistic semantic relations, a question usually contains the vocabulary of subject, action, and object, since most of videos can be described as “somebody do something”. Therefore, we build a Hierarchical Semantic-Role Parser (HSRP) to parse the question into verb-centered relation tuples (subject, action, object) and construct three sets of vocabulary accordingly. The HSRP is based on the state-of-the-art Open Information Extraction (OpenIE) model [83], which discovers linguistic semantic relations from large-scale natural language knowledge base, as shown in Fig. 4. For the whole question Q , subject-based question Q_s , action-based question Q_r , object-based question Q_o , and answer candidates A , each word is respectively embedded into a vector of 300 dimension by adopting pre-trained Glove [86] word embedding, which is further mapped into a d -dimensional space using linear transformation. Then, we represent the corresponding question and answer semantics as $Q = \{q_1, q_2, \dots, q_L\}$, $Q_s = \{q_1^s, q_2^s, \dots, q_{L_s}^s\}$, $Q_r = \{q_1^r, q_2^r, \dots, q_{L_r}^r\}$, $Q_o = \{q_1^o, q_2^o, \dots, q_{L_o}^o\}$, $A = \{a_1, a_2, \dots, a_{L_a}\}$, where L, L_s, L_r, L_o, L_a indicate the length of Q, Q_s, Q_r, Q_o , and A , respectively.

To obtain contextual linguistic representations that aggregates dynamic long-range temporal dependencies from multiple time-steps, a Bert [87] model is employed to encode Q, Q_s, Q_r, Q_o , and the answer A , respectively. Finally, the updated representations for the question, question tuples, and answer candidates can be written as:

$$\begin{aligned} Q &= \{q_i | q_i \in \mathbb{R}^d\}_{i=1}^L, \quad Q_s = \{q_i^s | q_i^s \in \mathbb{R}^d\}_{i=1}^{L_s}, \\ Q_r &= \{q_i^r | q_i^r \in \mathbb{R}^d\}_{i=1}^{L_r}, \quad Q_o = \{q_i^o | q_i^o \in \mathbb{R}^d\}_{i=1}^{L_o} \end{aligned} \quad (2)$$

and

$$A = \{a_i | a_i \in \mathbb{R}^d\}_{i=1}^{L_a} \quad (3)$$

3.4 Causality-aware Visual-Linguistic Reasoning

For visual-linguistic question reasoning with spatial-temporal data, we employ Pearl’s structural causal model (SCM) [29] to model the causal effect between video-question pairs and the answer, as shown in Fig. 5 (a). The nodes are variables and edges are causal relations. We hope to train a video question answering model to learn the true causal effect $\{V, Q\} \rightarrow X \rightarrow A$: the model should reason the answer A from video feature V and question feature Q instead of exploiting the spurious correlations induced by the confounders Z_v, Z_l and Z (i.e., overexploiting the co-occurrence between the visual and linguistic concepts). For example, since the answer to the question “What the color of the vehicle involved in the accident?” is “white” in most cases, the model will easily learn the spurious correlation between the concepts “vehicle” and “white”. Conventional visual-linguistic question reasoning models usually focus on correlations between video and question by directly learning $P(A|V, Q)$ without considering the confounders Z_v, Z_l and Z . Thus, when given an accident video of black vehicle, the model still predicts answer “white” with strong confidence. In our SCM, the non-interventional prediction can be expressed using Bayes rule as:

$$P(A|V, Q) = \sum_z P(A|V, Q, z)P(z|V, Q) \quad (4)$$

However, the above objective learns not only the main direct correlation from $\{V, Q\} \rightarrow X \rightarrow A$ but also the spurious one from the unblocked back-door path $\{V, Q\} \leftarrow Z \rightarrow A$. An intervention on $\{V, Q\}$ is denoted as $do(V, Q)$, which cuts off the link $\{V, Q\} \leftarrow Z$ to block the back-door path $\{V, Q\} \leftarrow Z \rightarrow A$ and the spurious correlation is eliminated. In this way, $\{V, Q\}$ and A are deconfounded and the model can learn the true causal effect $\{V, Q\} \rightarrow X \rightarrow A$. Actually, there are two techniques to calculate $P(A|do(V, Q))$, which are the back-door and front-door adjustments [29], [88], respectively. The back-door adjustment is effective when the confounder is observable. However, for the visual-linguistic question reasoning, the confounder in visual and linguistic modalities are not always observable. Thus, we propose both back-door and front-door causal intervention modules to discover the causal structure and disentangle the linguistic and visual biases based on their characteristics.

3.4.1 Linguistic Back-door Causal Intervention

To mitigate the bias caused by confounders and uncover the causal structure behind the linguistic modality, we design a back-door adjustment strategy that approximates the confounder set distribution from the perspective of linguistic semantic relations. Based on the linguistic representation learning in Section 3.3, our latent confounder set is approximated based on the verb-centered relation roles for the whole question, subject-related question, action-related question, object-related question Q, Q_s, Q_r, Q_o . Blocking the back-door path $B_l \rightarrow Z_l \rightarrow Z \rightarrow Q$ makes Q have a fair

opportunity to incorporate causality-aware factors for prediction (as shown in Fig. 5 (b)). The back-door adjustment calculates the interventional distribution $P(A|V, do(Q))$:

$$\begin{aligned} P(A|V, do(Q)) &= \sum_z P(A|V, do(Q), z)P(z|V, do(Q)) \\ &= \sum_z P(A|V, do(Q), z)P(z) \end{aligned} \quad (5)$$

To implement the theoretical and imaginative intervention in Eq. (5), we approximate the confounder set Z_l to a set of verb-centered relation vocabularies $Z_l = [z_1, z_2, z_3, z_4] = [Q, Q_s, Q_r, Q_o]$. We compute the prior probability $P(z)$ in Eq. (5) for verb-centered relation phrases z in each set z_1, z_2, z_3, z_4 based on the dataset statistics:

$$P(z) = \frac{|z|}{\sum_{j \in z_i} |j|}, \forall z \in z_i, i = 1, \dots, 4 \quad (6)$$

where z_i is one of the four verb-centered relation vocabulary sets, $|z|$ is the number of samples in z , and $|j|$ is the number of occurrences of the phrase j . The representation of z is calculated by the similar way as Eq. (2). Since $P(A|V, do(Q))$ is calculated by softmax, we apply Normalized Weighted Geometric Mean (NWGM) [89] to Eq. (5) to approximate the deconfounded prediction:

$$\begin{aligned} P(A|V, do(Q)) &= \sum_z P(A|V, \text{concat}(Q, z))P(z) \\ &\approx P(A|\sum_z (V, \text{concat}(Q, z))P(z)) \end{aligned} \quad (7)$$

where $\text{concat}(\cdot)$ denotes vector concatenation. According to Eq. (7), each item of the causality-aware hierarchical linguistic representation $Q^h = \{Q, Q_s, Q_r, Q_o\}$ is required to be integrated into the QA inference phase by Eq. (7). Therefore, the detailed implementation of Eq. (7) in the QA inference phase will be introduced in section 3.6.

3.4.2 Visual Front-door Causal Intervention

As shown in Eq. (5), the back-door adjustment requires us to determine what the confounder is in advance. However, in visual domains, data biases are complex and it is hard to know and disentangle different types of confounders. Existing approaches usually define the confounders as the average of visual features [27], [32]. Actually, the average features may not properly describes a certain confounder especially for complex heterogeneous spatial-temporal data. Fortunately, the front-door adjustment give a feasible way to calculate $P(A|do(V), Q)$ when we cannot explicitly represent the confounder. As shown in Fig. 5 (c), to apply the front-door adjustment, an additional mediator M should be inserted between X and A to construct a front-door path $V \rightarrow X \rightarrow M \rightarrow A$ for transmitting knowledge. For visual-linguistic question reasoning task, an attention-based model $P(A|V, Q) = \sum_m P(M = m|V, Q)P(A|M = m)$ will select a few regions from the video V based on the question Q to predict the answer A , where m denotes the selected knowledge from mediator M . Then, the answer predictor can be represented by two parts: a feature extractor $V \rightarrow X \rightarrow M$ and an answer predictor $M \rightarrow A$. Thus, the interventional probability $P(A|do(V), Q)$ can be represented as:

$$P(A|do(V), Q) = \sum_m P(M = m|do(V), Q)P(A|do(M = m)) \quad (8)$$

Next, we discuss the above feature extractor $V \rightarrow X \rightarrow M$ and answer predictor $M \rightarrow A$, respectively.

Feature Extractor $V \rightarrow X \rightarrow M$. As shown in Fig. 5 (c), for the causal link $V \rightarrow X \rightarrow M$, the back-door path between V and M : $X \leftarrow V \leftarrow Z \rightarrow M \rightarrow A$ is already blocked. Thus, the interventional probability is equal to the conditional one

$$P(M = m|do(V), Q) = P(M = m|V, Q) \quad (9)$$

Answer Predictor $M \rightarrow A$. To realize $P(A|do(M = m))$, we can cut off $M \leftarrow X$ to block the back-door path $M \leftarrow X \leftarrow V \leftarrow Z \rightarrow A$:

$$P(A|do(M = m)) = \sum_v P(V = v)P(A|V = v, M = m) \quad (10)$$

To sum up, by applying Eq. (9) and Eq. (10) into Eq. (8), we can calculate the true causal effect between V and A :

$$\begin{aligned} P(A|do(V), Q) &= \sum_m P(M = m|V, Q) \sum_v P(V = v)P(A|V = v, M = m) \end{aligned} \quad (11)$$

To implement visual front-door causal intervention Eq. (11) in a deep learning framework, we parameterize the $P(A|V, M)$ as a network $g(\cdot)$ followed by a softmax layer since most of visual-linguistic tasks are transformed into classification formulations:

$$P(A|V, M) = \text{Softmax}[g(M, V)] \quad (12)$$

From Eq. (11), we can see that both V and M are required to be sampled and fed into the network to complete $P(A|do(V), Q)$. However, the cost of forwarding all the samples is expensive. To address this problem, we apply Normalized Weighted Geometric Mean (NWGM) [89] to approximate the Eq. (11):

$$\begin{aligned} P(A|do(V), Q) &\approx \text{Softmax}[g(\hat{M}, \hat{V})] \\ &= \text{Softmax}\left[g\left(\sum_m P(M = m|f(V))m, \sum_v P(V = v|h(V))v\right)\right] \end{aligned} \quad (13)$$

where \hat{M} and \hat{V} denote the estimations of M and V , $h(\cdot)$ and $f(\cdot)$ denote the network mapping functions.

Actually, both \hat{M} and \hat{V} can be calculated by attention networks [26]. $\hat{M} = \sum_m P(M = m|f(V))m$ can be calculated by learning local-local visual feature F_{LL} , $\hat{V} = \sum_v P(V = v|h(V))v$ can be calculated by learning local-global visual feature F_{LG} . Therefore, we propose a novel Local-Global Causal Attention Module (LGCAM) that jointly estimates \hat{M} and \hat{V} in an unified attention module to increase the representation ability of the causality-aware visual features. Here, we take the computation of F_{LG} as the example to clarify our LGCAM, as shown in the upper part of Fig. 6. Specifically, we firstly calculate $F_L = f(V)$ and $F_G = h(V)$ and use them as the input of the LGCAM, where $f(\cdot)$ denotes the visual feature extractor (frame-wise appearance feature or motion feature) followed by a query embedding function, and $h(\cdot)$ denotes the K-means based visual feature selector from the whole training samples followed by a query embedding function. Thus, F_L represents the visual feature of the current input sample (local visual feature) and F_G represents the global visual

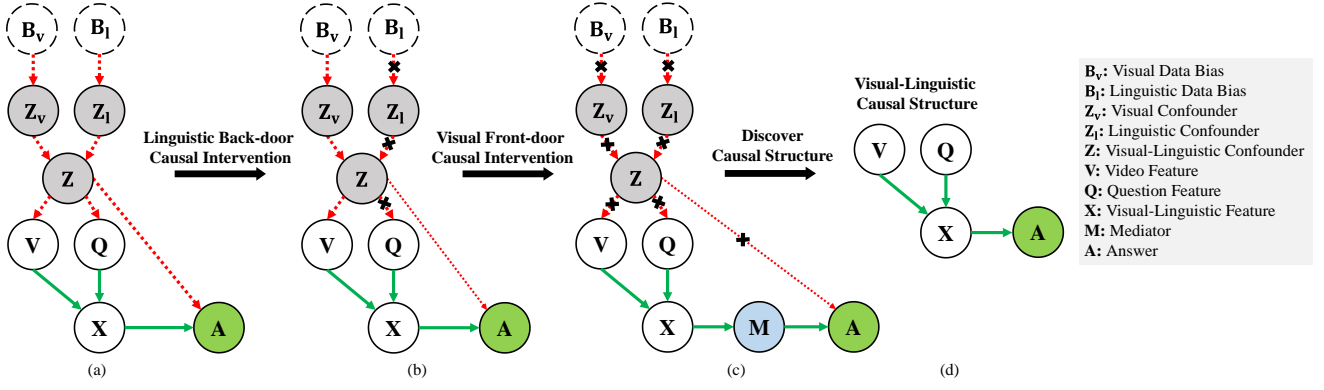


Fig. 5. The proposed Causality-aware Visual-Linguistic Reasoning (CVLR) module. The green path denotes the unbiased visual question answering (the true causal effect). The red path is the biased visual question answering caused by the confounders (the back-door path).

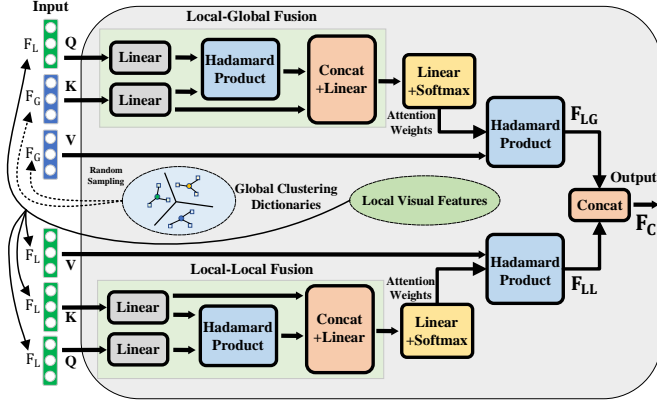


Fig. 6. The structure of Local-Global Causal Attention Module (LGCAM).

feature. The F_G is obtained by randomly sampling from the whole clustering dictionaries with the same size as F_L . The LGCAM takes F_L and F_G as the inputs and computes local-global visual feature F_{LG} by conditioning global visual feature F_G to the local visual feature F_L . The output of the LGCAM is denoted as F_{LG} , which is given by:

$$\begin{aligned}
 \text{Input : } Q &= F_L, K = F_G, V = F_G \\
 \text{Local-Global Fusion : } H &= [W_V V, W_Q Q \odot W_K K] \\
 \text{Activation Mapping : } H' &= \text{GELU}(W_H H + b_H) \\
 \text{Attention Weights : } \alpha &= \text{Softmax}(W_{H'} H' + b_{H'}) \\
 \text{Output : } F_{LG} &= \alpha \odot F_G
 \end{aligned} \quad (14)$$

where $[\cdot, \cdot]$ denotes concatenation operation, \odot is the Hadamard product, W_Q, W_K, W_V, W_H, b_H denote the weights of linear layers, b_H and $b_{H'}$ denote the biases of linear layers. From Fig. 3, the visual front-door causal intervention module has two branches for appearance and motion features. Therefore, the F_{LG} has two variants, one for appearance branch F_{LG}^a , and the other for motion branch F_{LG}^m .

The F_{LL} can be computed similarly as F_{LG} when setting $Q = K = V = F_L$. Finally, the F_{LG} and F_{LL} are concatenated $F_C = [F_{LG}, F_{LL}]$ for estimating $P(A|do(V), Q)$.

3.5 Spatial-Temporal Transformer

To discover the fine-grained interactions between linguistic and spatial-temporal representations, we build a Spatial-Temporal Transformer (STT) that contains four sub-modules, namely Question-Appearance (QA), Question-Motion (QM), Appearance-Semantics (AS) and Motion-

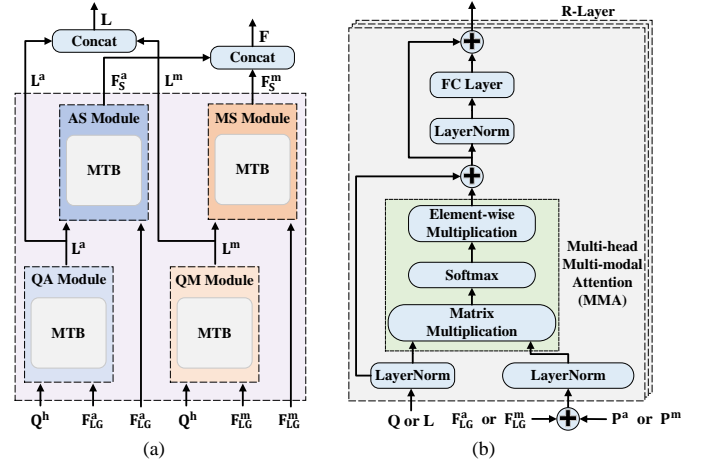


Fig. 7. Illustration of the (a) Spatial-Temporal Transformer (STT), and the (b) Multi-modal Transformer Block (MTB) in the STT.

Semantics (MS), as shown in Fig. 7 (a). The QA (QM) module consists of an R-layer Multi-modal Transformer Block (MTB) (Fig. 7 (b)) for multi-modal interaction between the question and the appearance (motion) features. Similarly, the AS (MS) uses the MTB to infer the appearance (motion) information given the question semantics.

3.5.1 Semantic-aware Visual Transformer

For QA and QM modules, the input of MTB are causality-aware hierarchical linguistic representation $Q^h = \{Q, Q_s, Q_r, Q_o\}$ obtained from section 3.4.1 and causality-aware visual representations F_C^a, F_C^m obtained from section 3.4.2, respectively. To maintain the positional information of the video sequence, the appearance feature F_C^a and motion feature F_C^m are firstly added with the learned positional embeddings P^a and P^m , respectively. Thus, for $r = 1, 2, \dots, R$ layers of the MTB, with the input $F_C^a = [F_C^a, P^a]$, $F_C^m = [F_C^m, P^m]$, Q^a , and Q^m , the multi-modal output for QA and QM are computed as:

$$\begin{aligned}
 \hat{Q}_r^a &= U_r^a + \sigma^a(\text{LN}(U_r^a)) \\
 \hat{Q}_r^m &= U_r^m + \sigma^m(\text{LN}(U_r^m)) \\
 U_r^a &= \text{LN}(\hat{Q}_{r-1}^a) + \text{MMA}^a(\hat{Q}_{r-1}^a, F_C^a) \\
 U_r^m &= \text{LN}(\hat{Q}_{r-1}^m) + \text{MMA}^m(\hat{Q}_{r-1}^m, F_C^m)
 \end{aligned} \quad (15)$$

where $\hat{Q}_0^a = Q^h$, $\hat{Q}_0^m = Q^h$, U_r^a and U_r^m are the intermediate feature at r -th layer of the MTB. $\text{LN}(\cdot)$ denotes the layer

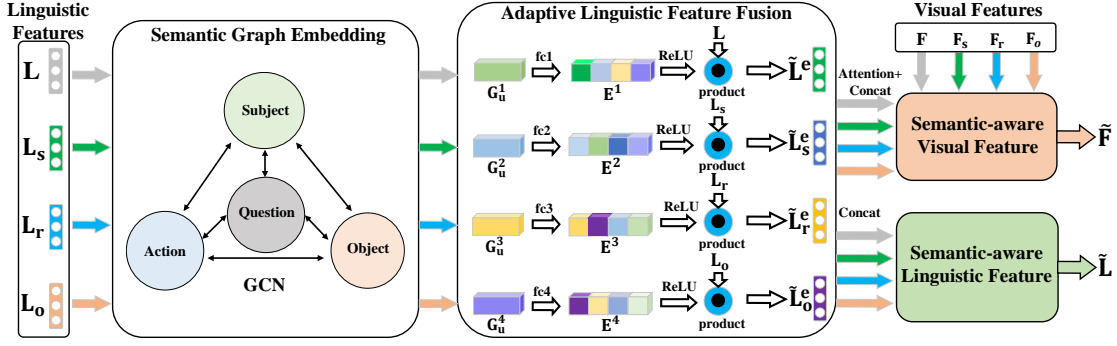


Fig. 8. Illustration of the Visual-Linguistic Feature Fusion (VLFF) module.

normalization operation and $\sigma^a(\cdot)$ and $\sigma^m(\cdot)$ denote the two-layer linear projections with GELU activation. MMA(\cdot) is the Multi-head Multi-modal Attention layer, where the output of the head h for QA and QM are:

$$\begin{aligned} \text{MMA}^{a,h}(\hat{Q}_{r-1}^a, F_C^a) &= \text{softmax}\left(\frac{G_{C,q}^{a,h} G_{C,k}^{a,h\top}}{\sqrt{d}}\right) G_{C,v}^{a,h} \\ \text{MMA}^{m,h}(\hat{Q}_{r-1}^m, F_C^m) &= \text{softmax}\left(\frac{G_{C,q}^{m,h} G_{C,k}^{m,h\top}}{\sqrt{d}}\right) G_{C,v}^{m,h} \end{aligned} \quad (16)$$

where the queries are $G_{C,q}^{a,h} = \text{LN}(\hat{Q}_{r-1}^a) W_q^{a,h}$ and $G_{C,k}^{m,h} = \text{LN}(\hat{Q}_{r-1}^m) W_q^{m,h}$, the keys are $G_{C,k}^{a,h} = \text{LN}(F_C^a) W_k^{a,h}$ and $G_{C,k}^{m,h} = \text{LN}(F_C^m) W_k^{m,h}$, the values are $G_{C,v}^{a,h} = \text{LN}(F_C^a) W_v^{a,h}$ and $G_{C,v}^{m,h} = \text{LN}(F_C^m) W_v^{m,h}$. The final output of MMA for QA and QM are the concatenation of the feature computed per head:

$$\begin{aligned} \text{MMA}^a &= \text{concat}(\text{MMA}^{a,1}, \dots, \text{MMA}^{a,H}) W_o^a \\ \text{MMA}^m &= \text{concat}(\text{MMA}^{m,1}, \dots, \text{MMA}^{m,H}) W_o^m \end{aligned} \quad (17)$$

where $W_q^{a,h}, W_q^{m,h}, W_k^{a,h}, W_k^{m,h}, W_v^{a,h}, W_v^{m,h} \in \mathbb{R}^{d \times d/H}$, $W_o^a \in \mathbb{R}^{d \times d}$ and $W_o^m \in \mathbb{R}^{d \times d}$ are the learnable weight matrices, and H is the number of attention heads. With the MMA, the semantic co-occurrence among question, appearance and motion features are obtained. The semantic co-occurrence feature is further added with the question semantics by an internal residual connection to form the semantics-aware visual feature across different layers of the MTB layers (Eq. (15)). We denote the output semantics-aware appearance and motion features of QA and MA as $L^a = \hat{Q}^a = \hat{Q}_R^a$ and $L^m = \hat{Q}^m = \hat{Q}_R^m$, respectively.

3.5.2 Visual-aware Semantic Transformer

To infer the visual clues from the interactions between the language semantics and the spatial-temporal representations, we further build two modules, namely Appearance-Semantics (AS) and Motion-Semantics (MS), with the similar architecture of Multi-modal Transformer Block (MTB). Given the semantics-aware appearance and motion features L^a and L^m , we use AS and MS to discover the useful clue to answer the question based on the spatial and temporal visual representations, respectively.

Similar to Eq. (15)-(17), given the visual appearance and motion feature $\hat{F}_{LG}^a, \hat{F}_{LG}^m$ and question semantics L^a, L^m ,

the multi-modal output for AS and MS are computed as:

$$\begin{aligned} \hat{L}_r^a &= U_r^a + \sigma^a(\text{LN}(U_r^a)) \\ \hat{L}_r^m &= U_r^m + \sigma^m(\text{LN}(U_r^m)) \\ U_r^a &= \text{LN}(F_{C,r-1}^a) + \text{MMA}^a(F_{C,r-1}^a, L^a) \\ U_r^m &= \text{LN}(F_{C,r-1}^m) + \text{MMA}^m(F_{C,r-1}^m, L^m) \end{aligned} \quad (18)$$

where the MTB has $r = 1, 2, \dots, R$ layers, and $F_{C,0}^a = F_C^a$, $F_{C,0}^m = F_C^m$. The output visual clues of QA and MA are denoted as $F_s^a = \hat{L}_R^a$ and $F_s^m = \hat{L}_R^m$, respectively. Then, the output of the AS and MS are concatenated to make the final visual output $F = [F_s^a, F_s^m] \in \mathbb{R}^{2d}$. The output of the QA and QM are concatenated to make the final question semantics output $L = [L^a, L^m] \in \mathbb{R}^{2d}$.

3.6 Visual-Linguistic Feature Fusion

According to Eq. (7) in section 3.4.1, each item of the causality-aware hierarchical linguistic representation $Q^h = \{Q, Q_s, Q_r, Q_o\}$ is required to conduct the QA prediction process respectively and then integrate their results by their semantic relations. Thus, for Q, Q_s, Q_r, Q_o , their respective visual and linguistic outputs of the STT model are denoted as F, F_s, F_r, F_o and L, L_s, L_r, L_o , respectively. Specifically, we construct a semantic graph and the representation of the graph nodes is denoted as $L_g = \{L, L_s, L_r, L_o\}$, as shown in Fig. 8. The feature vectors in L_g are treated as the nodes. According to the hierarchical linguistic semantic relations among Q, Q_s, Q_r and Q_o learned by the HSRP, we build the fully-connected edges and then perform g -layer semantic graph convolutional (GCN) [20] embedding:

$$L_g^e = \text{GCN}(L_g) = \{L^e, L_s^e, L_r^e, L_o^e\} \quad (19)$$

where $\text{GCN}(\cdot)$ denotes the g -layer graph convolutions.

Since the linguistic features from different semantic roles are correlated, we build an adaptive linguistic feature fusion module that receives features from different semantic roles and learns a global context embedding, then this embedding is used to recalibrate the input features from different semantic roles, shown in Fig. 8. The linguistic features of nodes learned from semantic GCN are $\{L_1^e, L_2^e, L_3^e, L_4^e\} = \{L^e, L_s^e, L_r^e, L_o^e\}$, where $L_k^e \in \mathbb{R}^{2d} (k = 1, \dots, 4)$. To utilize the correlation among linguistic features, we concatenate these linguistic features and get joint representations G_u^k for each semantic role L_k^e through a fully-connected layer:

$$G_u^k = W_s^k [L_1^e, L_2^e, L_3^e, L_4^e] + b_s^k, \quad k = 1, \dots, 4 \quad (20)$$

where $[\cdot, \cdot]$ denotes the concatenation operation, $G_u^k \in \mathbb{R}^{d_u}$ denotes the joint representation, W_s^k and b_s^k are weights and bias of the fully-connected layer. We choose $d_u = d$ to restrict the model capacity and increase its generalization ability. To make use of the global context information aggregated in the joint representations G_u^k , we predict excitation signal for it via a fully-connected layer:

$$E^k = W_e^k G_u^k + b_e^k, \quad k = 1, \dots, 4 \quad (21)$$

where W_e^k and b_e^k are weights and biases of the fully-connected layer. After obtaining the excitation signal $E^k \in \mathbb{R}^c$, we use it to recalibrate the input feature L_k^e adaptively by a simple gating mechanism:

$$\tilde{L}_k^e = \delta(E^k) \odot L_k^e \quad (22)$$

where \odot is channel-wise product operation for each element in the channel dimension, and $\delta(\cdot)$ is the ReLU function. In this way, we can allow the features of one semantic role to recalibrate the features of another semantic role while concurrently preserving the correlation among different semantic roles. Then, these refined linguistic feature vectors $\{\tilde{L}^e, \tilde{L}_s^e, \tilde{L}_r^e, \tilde{L}_o^e\}$ are concatenated to form the final semantic-aware linguistic feature $\tilde{L} = [\tilde{L}^e, \tilde{L}_s^e, \tilde{L}_r^e, \tilde{L}_o^e] \in \mathbb{R}^{4d}$.

To obtain the semantic-aware visual feature, we compute the visual feature \tilde{F}_k by individually conditioning each semantic role from the visual features $\{F_1, F_2, F_3, F_4\} = \{F, F_s, F_r, F_o\}$ to each semantic role from the refined linguistic features $\{\tilde{L}_1^e, \tilde{L}_2^e, \tilde{L}_3^e, \tilde{L}_4^e\} = \{\tilde{L}^e, \tilde{L}_s^e, \tilde{L}_r^e, \tilde{L}_o^e\}$ using the same operation as [17]. For each semantic role k ($k = 1, 2, 3, 4$), the weighted semantic-aware visual feature is:

$$\begin{aligned} I_k &= \text{ELU}(W_k^I [W_k^f F_k, W_k^f F_k \odot W_k^l \tilde{L}_k^e] + b_k^I) \\ \tilde{F}_k &= \text{Softmax}(W_k^{I'} I_k + b_k^{I'}) \odot F_k \end{aligned} \quad (23)$$

Then, these semantic-aware visual features \tilde{F}_k ($k = 1, \dots, 4$) are concatenated to form the final semantic-aware visual feature $\tilde{F} = [\tilde{F}_1, \tilde{F}_2, \tilde{F}_3, \tilde{F}_4] \in \mathbb{R}^{4d}$.

3.7 Answer Prediction

The event-level visual question answering is usually divided into three types: open-ended, multi-choice, and counting. Here, we introduce how to infer the answer based on the semantic-aware visual feature \tilde{F} and linguistic feature \tilde{L} .

Open-ended task is essentially a multi-label classification problem, which requires a model to predict an answer that belongs to a pre-defined answer set. We use an FC layer activated by softmax function to construct a classifier. The cross-entropy is used as the loss function:

$$\text{Loss} = - \sum_{i=1}^A y_i \log p_i \quad (24)$$

where A is the size of the pre-defined answer set. $y_i = 1$ if the i -th candidate is the right answer, otherwise $y_i = 0$. p_i is the predicted score of the i -th candidate answer.

Multi-choice task requires a model to choose an answer from several candidate answers given. We concatenate the question with each candidate answer individually before feed into our model. Then, a linear regression layer is

	Video	QA pairs	Count	Action	Transition	FrameQA
Train	62,846	139,414	26,843	20,475	52,704	39,392
Test	9,575	25,751	3,554	2,274	6,232	13,691
Total	71,741	165,165	30,397	22,749	58,936	53,083

TABLE 1
Statistics of the TGIF-QA dataset.

	Video	QA pairs	What	Who	How	When	Where
Train	1,200	30,933	19,485	10,479	736	161	72
Val	250	6,415	3,995	2,168	185	51	16
Test	520	13,157	8,149	4,552	370	58	28
Total	1,970	50,505	31,629	17,199	1,291	270	116

TABLE 2
Statistics of the MSVD-QA dataset.

	Video	QA pairs	What	Who	How	When	Where
Train	6,513	158,581	108,792	43,592	4,067	1,626	504
Val	497	12,278	8,337	3,439	344	106	52
Test	2,990	72,821	49,869	20,385	1,640	677	250
Total	10,000	243,680	166,998	67,416	6,051	2,409	806

TABLE 3
Statistics of the MSRVT-QA dataset.

employed to generate scores for all candidate answers. We use the hinge loss for pairwise comparisons between the scores of the correct answer s^p and incorrect answer s_i^n :

$$\text{Loss} = - \sum_{i=1}^{C-1} \max(0, m + s_i^n - s^p) \quad (25)$$

where C is the number of candidate answers and $i \leq C - 1$. m indicates that the score of the correct question-answer pair should be larger than any incorrect pair by a margin m .

Counting task requires a model to predict a number from a pre-defined number range. We use an FC layer to generate the number and Mean Square Error (MSE) is selected as the loss function:

$$\text{Loss} = (x - y)^2 \quad (26)$$

where x is the predicted number and y is the ground truth. The predicted values are rounded to the nearest integer.

4 EXPERIMENTS

In this section, we conduct extensive experiments to evaluate the performance of our CMCIR model. To verify the effectiveness of CMCIR and its components, we compare CMCIR with state-of-the-art methods and conduct ablation studies. Then, we conduct parameter sensitivity analysis to evaluate how the hyper-parameters of CMCIR affects the performance. We further show some visualization analysis to validate the ability of causal reasoning of CMCIR.

4.1 Datasets

In this paper, we evaluate our CMCIR on event-level urban dataset SUTD-TrafficQA [24] and three benchmark real-world datasets TGIF-QA [38], MSVD-QA [37], and MSRVT-QA [37]. The detailed descriptions of these datasets are shown as follows:

SUTD-TrafficQA. This dataset consists of 62,535 QA pairs and 10,090 videos collected from traffic scenes. There are six challenging reasoning tasks including basic understanding, event forecasting, reverse reasoning, counterfactual inference, introspection and attribution analysis. The basic understanding task is to perceive and understand

Method	Question Type						
	Basic (4759)	Attribution (348)	Introspection (482)	Counterfactual (302)	Forecasting (166)	Reverse (565)	All (6622)
VIS+LSTM [90]	-	-	-	-	-	-	29.91
I3D+LSTM [91]	-	-	-	-	-	-	33.21
BERT-VQA [92]	-	-	-	-	-	-	33.68
TVQA [22]	-	-	-	-	-	-	35.16
VQAC [†] [93]	34.02	49.43	<u>34.44</u>	39.74	38.55	49.73	36.00
MASN [†] [94]	33.83	<u>50.86</u>	34.23	41.06	41.57	<u>50.80</u>	36.03
DualVGR [†] [95]	33.91	50.57	33.40	<u>41.39</u>	41.57	50.62	36.07
HCRN [17]	-	-	-	-	-	-	36.49
HCRN [†] [17]	<u>34.17</u>	50.29	33.40	40.73	<u>44.58</u>	50.09	36.26
Eclipse [24]	-	-	-	-	-	-	37.05
CMCIR (ours)	36.10 (+1.93)	52.59 (+1.73)	38.38 (+3.94)	46.03 (+4.64)	48.80 (+4.22)	52.21 (+1.41)	38.58 (+1.53)

TABLE 4

Results on SUTD-TrafficQA dataset. ‘†’ indicates the result re-implemented by the officially code. The **best** and second-best results are highlighted.

traffic scenarios at the basic level. The event forecasting task is to infer future events based on observed videos, and the forecasting questions query about the outcome of the current situation. The reverse reasoning task is to ask about the events that have happened before the start of a video. The counterfactual inference task queries the consequent outcomes of certain hypothesis that do not occur. The introspection task is to test if models can provide preventive advice that could have been taken to avoid traffic accidents. The attribution task seeks the explanation about the causes of traffic events and infer the underlying factors.

TGIF-QA. This dataset has 165K QA pairs collected from 72K animated GIFs. It has four tasks: repetition count, repeating action, state transition, and frame QA. Repetition count is a counting task that requires a model to count the number of repetitions of an action. Repetition action and state transition are multi-choice tasks with 5 optional answers. FrameQA is an open-ended task with a pre-defined answer set, which can be answered from a single video frame. Table 1 shows the statistics of the TGIF-QA dataset.

MSVD-QA. This dataset is created from the Microsoft Research Video Description Corpus [96] that is widely used in the video captioning task. It consists of 50,505 algorithm-generated question-answer pairs and 1,970 trimmed video clips. Each video is approximately 10 seconds. It contains five question types: What, Who, How, When, and Where. The dataset is an open-ended task and divided into three splits: training, validation, and test. The statistics of the MSVD-QA dataset are presented in Table 2.

MSRVTT-QA. This dataset is a larger dataset with more complex scenes, which is constructed from the MSRVTT dataset [97]. It contains 10,000 trimmed video clips of approximately 15 seconds each. A total of 243,680 question-answer pairs contained in this dataset are automatically generated by the NLP algorithm. The dataset contains five question types: What, Who, How, When, and Where. The dataset is an open-ended task and divided into three splits: training, validation, and test. The statistics of the MSRVTT-QA dataset are presented in Table 3.

4.2 Implementation Details

For fair comparisons with other methods, we follow [17] to divide the videos into 8 clips for the SUTD-TrafficQA and TGIF-QA datasets, and 24 clips for the MSVD-QA and MSRVTT-QA datasets that contain long videos. The Swin-L

[84] pretrained on ImageNet-22K dataset is used to extract the frame-level appearance features, and the video Swin-B [98] pretrained on Kinetics-600 is applied to extract the clip-level motion features. For the question, we adopt the pre-trained 300-dimensional Glove [86] word embeddings to initialize the word features in the sentence. For parameter settings, we set the dimension d of hidden layer to 512. For the Multi-modal Transformer Block (MTB), the number of layers r is set to 3 for SUTD-TrafficQA, 8 for TGIF-QA, 5 for MSVD-QA, and 6 for MSRVTT-QA. The number of attentional heads H is set to 8. The dictionary is initialized by applying K-means over the whole visual features from the whole training set to get 512 clusters and is updated during end-to-end training. The number of GCN layers g is set to 1 in the semantic graph embedding. In the training process, we train the model using the Adam optimizer with an initial learning rate $2e-4$, a momentum 0.9, and a weight decay 0. The learning rate reduces by half when the loss stops decreasing after every 5 epochs. The batch size is set to 64. The dropout rate is set to 0.15 to prevent overfitting. All experiments are terminated after 50 epochs. We implement our model by PyTorch with an NVIDIA RTX 3090 GPU. For multi-choice and open-ended tasks, we use the accuracy to evaluate the performance of our model. For the counting task in TGIF-QA dataset, we adopt the Mean Squared Error (MSE) between the predicted answer and the right answer.

4.3 Comparison With State-of-the-Art Methods

4.3.1 Results on SUTD-TrafficQA Dataset

Since the splits of six reasoning tasks are not provided by the original SUTD-TrafficQA dataset [24], we divide the SUTD-TrafficQA dataset into six reasoning tasks according to the question types. The overall accuracy and the accuracy of each reasoning types are reported. Specifically, we compare our CMCIR with the following state-of-the-art methods.

- VIS+LSTM [90]: A text+video model that uses LSTM to encode image representation and textual features.
- I3D+LSTM [91]: A text+video model that uses I3D network to extract video motion features and then fuse with QA textual features encoded by LSTM to compute the final prediction.
- BERT-VQA [92]: A text+video model that uses BERT [87] to encode the visual and language information jointly to predict the answer.

Method	Task Type			
	Action [†]	Transition [†]	FrameQA [†]	Count [↓]
ST-VQA [38]	62.9	69.4	49.5	4.32
Co-Mem [99]	68.2	74.3	51.5	4.10
PSAC [16]	70.4	76.9	55.7	4.27
HME [42]	73.9	77.8	53.8	4.02
GMIN [100]	73.0	81.7	57.5	4.16
L-GCN [15]	74.3	81.1	56.3	3.95
HCRN [17]	75.0	81.4	55.9	3.82
HGA [44]	75.4	81.0	55.1	4.09
QueST [101]	75.9	81.0	59.7	4.19
Bridge2Answer [18]	75.9	<u>82.6</u>	57.5	3.71
QESAL [102]	76.1	82.0	57.8	3.95
ASTG [103]	76.3	82.1	<u>61.2</u>	<u>3.78</u>
CASSG [104]	77.6	83.7	58.7	3.83
HAIR [46]	77.8	82.3	60.2	3.88
CMCIR (ours)	78.1	82.4	62.3	3.83

TABLE 5

Comparison with state-of-the-art methods on TGIF-QA dataset.

Method	Question Type					
	What (8,149)	Who (4,552)	How (370)	When (58)	Where (28)	All (13,157)
Co-Mem [99]	19.6	48.7	81.6	74.1	31.7	31.7
AMU [37]	20.6	47.5	83.5	72.4	53.6	32.0
HME [42]	22.4	50.1	73.0	70.7	42.9	33.7
HRA [105]	-	-	-	-	-	34.4
HGA [44]	23.5	50.4	83.0	72.4	46.4	34.7
GMIN [100]	24.8	49.9	84.1	<u>75.9</u>	53.6	35.4
QueST [101]	24.5	52.9	79.1	<u>72.4</u>	<u>50.0</u>	36.1
HCRN [17]	-	-	-	-	-	36.1
CASSG [104]	24.9	52.7	84.4	74.1	53.6	36.5
QESAL [102]	25.8	51.7	83.0	72.4	<u>50.0</u>	36.6
Bridge2Answer [18]	-	-	-	-	-	37.2
HAIR [46]	-	-	-	-	-	37.5
VQAC [93]	26.9	53.6	-	-	-	37.8
MASN [94]	-	-	-	-	-	38.0
HRNAT [106]	-	-	-	-	-	38.2
ASTG [103]	26.3	55.3	82.4	72.4	<u>50.0</u>	38.2
DualVGR [95]	<u>28.6</u>	53.8	80.0	70.6	46.4	<u>39.0</u>
CMCIR (ours)	33.1	58.9	84.3	77.5	42.8	43.7

TABLE 6

Comparison with state-of-the-art methods on MSVD-QA dataset.

- TVQA [22]: A multi-stream network that fuses input features from different modalities for inference.
- VQAC [93]: A language-guided deep compressed-domain video feature for video question answering.
- MASN [94]: A motion-appearance synergistic network for video question answering.
- DualVGR [95]: A dual-visual graph reasoning unit that enables the rich interactions between question and video clips by filtering out irrelevant visual features through multiple cycles of reasoning.
- HCRN [17]: A hierarchical conditional relation network to model sophisticated structure for reasoning.
- Eclipse [24]: An efficient glimpse network that performs adaptive frame localization and feature granularity determination in a dynamic reasoning process for reliable and efficient causal question reasoning.

The results in Table 4 demonstrate that our CMCIR achieves the best performance for six reasoning tasks including basic understanding, event forecasting, reverse reasoning, counterfactual inference, introspection and attribution analysis. Specifically, the CMCIR improves the best state-of-the-art method Eclipse [24] by 1.53% for all reasoning tasks. Compared with the re-implemented methods VQAC[†], MASN[†], DualVGR[†], and HCRN[†], our CMCIR performs better than these methods in all six tasks by a significant

Method	Question Type					
	What (49,869)	Who (20,385)	How (1,640)	When (677)	Where (250)	All (72,821)
Co-Mem [99]	23.9	42.5	74.1	69.0	42.9	31.9
AMU [37]	26.2	43.0	80.2	72.5	30.0	32.5
HME [42]	26.5	43.6	82.4	76.0	28.6	33.0
QueST [101]	27.9	45.6	83.0	75.7	31.6	34.6
HRA [105]	-	-	-	-	-	35.0
MASN [94]	-	-	-	-	-	35.2
HRNAT [106]	-	-	-	-	-	35.3
HGA [44]	29.2	45.7	83.5	75.2	34.0	35.5
DualVGR [95]	29.4	45.5	79.7	76.6	36.4	35.5
HCRN [17]	-	-	-	-	-	35.6
VQAC [93]	29.1	46.5	-	-	-	35.7
CASSG [104]	29.8	46.3	84.9	75.2	35.6	36.1
GMIN [100]	30.2	45.4	<u>84.1</u>	74.9	43.2	36.1
QESAL [102]	30.7	46.0	82.4	76.1	<u>41.6</u>	36.7
Bridge2Answer [18]	-	-	-	-	-	36.9
HAIR [46]	-	-	-	-	-	36.9
ClipBert [45]	-	-	-	-	-	37.4
ASTG [103]	31.1	48.5	83.1	<u>77.7</u>	38.0	37.6
CMCIR (ours)	32.2	50.2	82.3	78.4	38.0	38.9

TABLE 7

Comparison with state-of-the-art methods on MSRVTT-QA dataset.

margin. For example, compared with HCRN[†], our CMCIR improves the accuracy by 1.93% for basic understanding, 2.30% for attribution analysis, 4.98% for introspection, 5.30% for counterfactual inference, 4.22% for event forecasting, 2.12% for reverse reasoning, and 2.32% for all tasks. For introspection and counterfactual inference tasks that require causal relational reasoning among the causal, logic, and spatial-temporal structures of the visual and linguistic content, our CMCIR shows prominent advantages due to its strong ability in modeling multi-level interaction and causal relations between the language and spatial-temporal structure of the complex event-level urban data.

4.3.2 Results on Other Benchmark Datasets

To evaluate the generalization ability of our CMCIR on other event-level datasets, we conduct extensive experiments on TGIF-QA, MSVD-QA, and MSRVTT-QA datasets and compare our model with the following state-of-the-art methods.

- ST-VQA [38]: A dual-LSTM based approach with an attention mechanism to solve the VideoQA task.
- AMU [37]: An end-to-end model that gradually refines its attention over the appearance and motion features of the video using the question as guidance.
- Co-Mem [99]: A motion-appearance co-memory network for VideoQA task.
- HRA [105]: A model that derives attention on temporal segments, and uses contextual relevance of these temporal segments to derive the video feature.
- PSAC [16]: A positional self-attention model that exploits the global dependencies of questions and temporal information in videos to make the process of question and video encoding executed in parallel.
- HME [42]: A heterogeneous external model with attentional read and write operations to integrate the motion and appearance features.
- L-GCN [15]: A location-aware graph based model that focuses on the foreground action contents.
- HGA [44]: A deep heterogeneous graph alignment network that aligns the inter- and intra-modality information for cross-modal reasoning.

- QueST [101]: A question-guided spatio-temporal contextual attention network that utilizes the interaction between visual features and question embedding on spatial and temporal dimensions respectively.
- GMIN [100]: A graph-based relation-aware neural network that explores the relationships and dependencies between objects spatially and temporally.
- Bridge2Answer [18]: A model that formulates structure-aware interaction for semantic relation modeling between cross-modal information.
- QESAL [102]: An attention-guided erasing model that obtains and separates multiple aggregated attention features and non-attention features.
- ASTG [103]: A model that builds spatio-temporal relational graph to adaptively refine the temporal connections for dynamic object representations.
- HAIR [46]: A hierarchical visual-semantic relational reasoning model that integrates object-level and frame-level relational reasoning hierarchically.
- ClipBert [45]: An affordable end-to-end learning framework for video-and-language tasks by employing sparse sampling from videos.
- HRNAT [106]: A hierarchical representation network with auxiliary tasks that learns multi-level representations and obtains syntax-aware video captions.
- CASSG [104]: A cross-attentional spatio-temporal semantic graph network that explores fine-grained interactions between different modalities.

The comparison results on TGIF-QA dataset are presented in Table 5. We can see that our CMCIR achieves the best performance for *Action* and *FrameQA* tasks. Additionally, our CMCIR also achieves relatively high performance for *Transition* and *Count* tasks. Specifically, the CMCIR improves the best performing method HAIR [46] by 0.3% for the *Action* task, 2.1% for *FrameQA* task. For the *Transition* task, the CMCIR also outperforms other comparison methods except CASSG [104] and Bridge2Answer [18]. For the *Count* task, our CMCIR also achieves a competitive MSE loss value.

Table 6 shows the comparison results on the MSVD-QA dataset. From the results, we can see that our CMCIR outperforms all the comparison state-of-the-art methods by a significant margin. For example, our CMCIR achieves the best overall accuracy of 43.7%, which leads to 4.7% improvement over the best performing method DualVGR [95]. For *What*, *Who*, and *When* types, the CMCIR outperforms all the comparison methods significantly. Although GMIN [100] and CASSG [104] perform marginally better than our CMCIR for *How* and *Where* types, our CMCIR performs significantly better than GMIN for *What* (+8.3%), *Who* (+9.0%), *When* (+1.6%), and the overall (+8.3%) tasks.

Table 7 shows the comparison results on the MSRVTT-QA dataset. It can be observed that our CMCIR performs better than the best performing method ASTG [103], with the highest accuracy of 38.9%. For *What*, *Who*, and *When* question types, the CMCIR performs the best compared with all the previous state-of-the-art methods. Although CASSG [104] and GMIN [100] achieve better accuracies than our CMCIR for *How* and *Where* question types respectively,

Datasets	CMCIR	CMCIR	CMCIR	CMCIR	CMCIR	CMCIR	CMCIR
	w/o HSRP	w/o LBCI	w/o VFCI	w/o CVLR	w/o SGE	w/o ALFF	CMCIR
SUTD	37.65	37.71	37.68	37.42	37.93	37.84	38.58
TGIF (Action)	75.4	75.1	75.5	75.0	75.4	75.2	78.1
TGIF (Transition)	81.2	81.3	80.6	80.4	81.0	81.2	82.4
TGIF (FrameQA)	62.0	61.9	61.6	61.2	61.3	61.1	62.3
TGIF (Count)	4.03	3.89	4.10	4.05	3.91	4.12	3.83
MSVD	42.4	42.7	42.2	42.0	42.9	42.5	43.7
MSRVTT	38.5	38.3	38.1	38.0	38.2	38.4	38.9

TABLE 8
Ablation study on SUTD-TrafficQA, TGIF-QA, MSVD-QA, and MSRVTT-QA datasets.

our CMCIR achieves significantly performance improvement than these two methods for other question types.

The experimental results in Table 5-7 show that our CMCIR outperforms state-of-the-art methods on three large-scale benchmark event-level datasets. This validates that our CMCIR method can generalize well across different event-level datasets including urban traffic and real-world scenes. Our CMCIR achieves more promising performance than the existing relational reasoning methods like HGA, QueST, GMIN, Bridge2Answer, QESAL, ASTG, PGAT, HAIR and CASSG, which validates that our CMCIR has good potential to model multi-level interaction and causal relations between the language and spatial-temporal structure of videos. The main reasons for good generalization across different datasets is that our CMCIR can mitigate both the visual and linguistic biases by our front-door and back-door causal intervention modules. Due to the strong multi-modal relational reasoning ability of the CMCIR, we can disentangle the spurious correlations within visual-linguistic modality and achieve robust spatial-temporal relational reasoning.

4.4 Ablation Studies

We further conduct ablation experiments using the following variants of CMCIR to verify the contributions of the components designed in our method.

- CMCIR w/o HSRP: we remove the Hierarchical Semantic-Role Parser (HSRP) which parses the question into verb-centered relation tuples (subject, relation, object). The CMCIR model only use the original question as the linguistic representation.
- CMCIR w/o LBCI: we remove the Linguistic Back-door Causal Intervention (LBCI) module. The CVLR module only contains visual front-door causal intervention (VFCI) module.
- CMCIR w/o VFCI: we remove the Visual Front-door Causal Intervention (VFCI) module. The CVLR module only contains linguistic back-door causal intervention (LBCI) module.
- CMCIR w/o CVLR: we remove the Causality-aware Visual-Linguistic Reasoning (CVLR) module. The CMCIR model combines the visual and linguistic representations using spatial-temporal transformer (STT) and visual-linguistic feature fusion modules.
- CMCIR w/o SGE: we remove the Semantic Graph Embedding (SGE) module when conducting visual-linguistic feature fusion. The linguistic features are directly used for adaptive linguistic feature fusion.

		SUTD-TrafficQA	TGIF-QA (Action)	TGIF-QA (Transission)	TGIF-QA (FrameQA)	TGIF-QA (Count)	MSVD-QA	MSRVTT-QA
MMA Heads	1	37.83	75.8	80.7	61.2	3.92	42.3	38.5
	2	38.17	75.7	79.7	60.6	3.96	42.0	38.5
	4	37.51	75.8	79.2	61.1	3.93	42.2	38.3
	8	38.58	78.1	82.4	62.3	3.83	43.2	38.9
MTB Layers	1	37.81	74.5	79.4	60.3	4.26	42.9	38.7
	2	37.98	74.8	80.4	61.0	4.20	42.8	38.2
	3	38.58	75.1	80.1	61.0	4.03	43.0	38.4
	4	37.84	76.6	80.2	61.6	3.96	42.6	38.7
	5	37.63	75.5	80.6	61.0	3.94	43.7	38.7
	6	37.73	76.2	80.8	61.4	4.12	43.2	38.9
	7	37.73	75.4	80.3	61.2	3.98	43.1	38.3
	8	37.58	78.1	82.4	62.3	3.83	42.8	38.6
GCN Layers	1	38.58	78.1	82.4	62.3	3.83	43.2	38.9
	2	37.84	74.9	80.3	61.0	4.07	41.8	38.3
	3	37.58	74.7	80.3	60.8	4.03	42.1	38.4
Dimension	256	37.60	73.9	79.9	61.0	3.96	42.8	38.8
	512	38.58	78.1	82.4	62.3	3.83	43.2	38.9
	768	37.74	75.0	80.0	62.2	3.90	42.8	38.0

TABLE 9

Performance of CMCIR with different values of MMA heads, MTB layers, GCN layers, and hidden state dimension on the SUTD-TrafficQA, TGIF-QA, MSVD-QA, and MSRVTT-QA datasets.

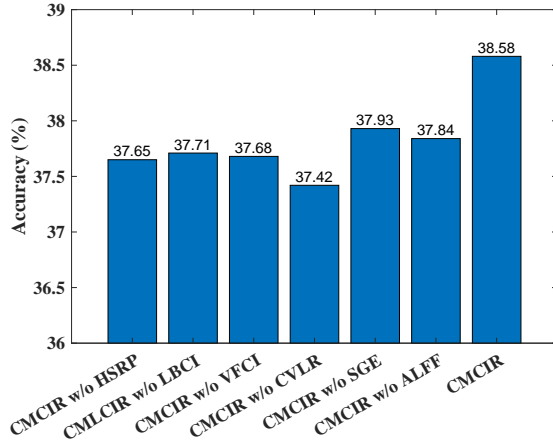


Fig. 9. Ablation study on the SUTD-TrafficQA dataset.

- CMCIR w/o ALFF: we remove the Adaptive Linguistic Feature Fusion (ALFF) module when conducting visual-linguistic feature fusion. The semantic graph embedded linguistic features are directly used to fused with the visual features.

Table 8 shows the evaluation results of the ablation study on SUTD-TrafficQA, TGIF-QA, MSVD-QA, and MSRVTT-QA datasets. It can be observed that our CMCIR achieves the best performance compared to the six variants across all datasets and tasks. Without HSRP, the performance drops significantly due to the lack of the hierarchical linguistic feature representation. This shows that our proposed hierarchical semantic-role parser indeed increase the representation ability of question semantics. To be noticed, the performance of CMCIR w/o LBCI, CMCIR w/o VFCL, and CMCIR w/o CVLR are all lower than that of the CMCIR. This validates that both the linguistic back-door and visual front-door causal interventions contribute to discover the causal structures and learn the causality-aware visual-linguistic representations, and thus improve the model performance. For CMCIR w/o SGE and CMCIR w/o ALFF, their performance are higher than that of the CMCIR w/o LBCI, CMCIR w/o VFCL, and CMCIR w/o CVLR, but lower

	Method	Appearance	Motion	Accuracy
SUTD-QA	Eclipse [24]	ResNet-101	MobileNetV2	37.05
	Ours	Swin-L	Video Swin-B	38.58 (+1.54)
	Ours	ResNet-101	ResNetXt-101	<u>38.10</u> (+1.05)
MSVD-QA	DualVGR [95]	ResNet-101	ResNetXt-101	39.0
	Ours	Swin-L	Video Swin-B	43.7 (+4.70)
	Ours	ResNet-101	ResNetXt-101	<u>40.3</u> (+1.30)
MSRVTT-QA	HCRN [17]	ResNet-101	ResNetXt-101	35.6
	Ours	Swin-L	Video Swin-B	38.9 (+3.30)
	Ours	ResNet-101	ResNetXt-101	<u>37.0</u> (+1.40)

TABLE 10

Performance of CMCIR with different visual appearance and motion features on SUTD-TrafficQA, MSVD-QA, and MSRVTT-QA datasets.

than that of our CMCIR, which indicates effectiveness of semantic graph embedding and adaptive linguistic feature fusion that leverages the hierarchical linguistic semantic relations as the guidance to adaptively learn the global semantic-aware visual-linguistic representations. To have a more intuitive analysis of contribution of each components, we show the results of SUTD-TrafficQA dataset in Fig. 9. It can be observed that the performance of CMCIR w/o VFCL and CMCIR w/o LBCI are much lower than our CMCIR, which validates that both visual front-door and linguistic back-door causal interventions are indispensable in our CMCIR due to their strong abilities to uncover the causal structures for visual and linguistic modalities. With all the components, our CMCIR performs the best because all these components are beneficial and work collaboratively to achieve robust event-level visual question answering.

4.5 Parameter Sensitivity

To evaluate how the hyper-parameters of CMCIR affects the performance, we report the results of different values of the heads h of the Multi-head Multi-modal Attention (MMA) module, the layers r of Multi-modal Transformer Block (MTB), and GCN layers g in the semantic graph embedding. Moreover, the dimension of hidden states d is also analyzed. The results on the SUTD-TrafficQA, TGIF-QA, MSVD-QA, and MSRVTT-QA datasets are shown in Table 9. We can see that the performance of CMCIR with 8 MMA heads performs the best across all datasets and tasks compared to CMCIR with fewer MMA heads. This

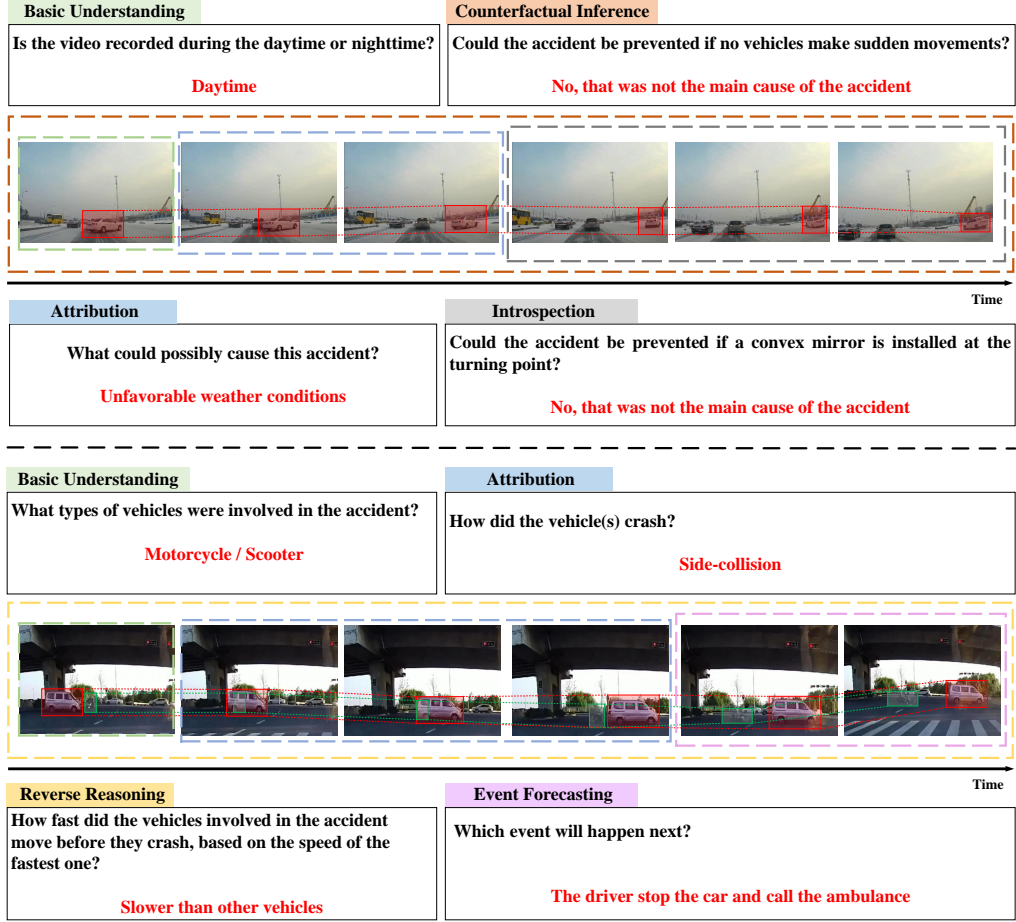


Fig. 10. Visualization of two visual-linguistic causal reasoning examples on the correct prediction cases from SUTD-TrafficQA dataset. Each video is accompanied by four question types that requires multi-level interaction and causal relations between the language and spatial-temporal structure of the video. The color windows denotes the concentrated causal scenes for the corresponding question types.

indicates that more heads can facilitate the MMA module employ more perspectives to explore the relations between different modalities. For MTB layers, the optimal layer numbers are different for different datasets. The performance of the CMCIR is the best when the number of MTB layers is 3 on SUTD-TrafficQA dataset, 8 on TGIF-QA dataset, 5 on MSVD-QA dataset, and 6 on MSRVTT-QA dataset. For GCN layers, we can see that more GCN layers will increase the amount of learnable parameters and thus make model converge more difficultly. Since one GCN layer can achieve the best performance, we choose one layer GCN. For the dimension of hidden states, we can see that 512 is the best dimensionality of hidden states of the VLICR model due to its good compromise between the feature representation ability and model complexity.

To validate whether our CMCIR could generalize to different visual appearance and motion features, we evaluate the performance of the CMCIR on SUTD-TrafficQA, MSVD-QA and MSRVTT-QA datasets using different visual appearance and motion features, as shown in Table 10. The best performing comparison methods on SUTD-TrafficQA, MSVD-QA and MSRVTT-QA datasets are also shown in Table 10. It can be observed that when using Swin-L and Video Swin-B as the visual and motion features, our CMCIR can achieve the state-of-the-art performance compared with other methods. In our experiments, visual

appearance features are the pool5 output of ResNet-101 [107] and visual motion features are derived by ResNetXt-101 [108], [109]. When using ResNet-101 and ResNetXt-101 as the visual and motion features, our CMCIR can also achieve competitive accuracy on SUTD-TrafficQA, MSVD-QA and MSRVTT-QA datasets. For SUTD-TrafficQA dataset, the performance of using ResNet and ResNetXt is 38.10%, which is the also the best accuracy among all the comparison methods (Table 4). For MSVD-QA dataset, the performance of using ResNet-101 and ResNetXt-101 is 40.3%, which also outperforms other comparison methods (Table 6). For MSRVTT-QA dataset, the performance of using ResNet-101 and ResNetXt-101 is 37.0%, which also achieves competitive performance than other comparison methods (Table 6). These results validates that our CMCIR generalizes well across different visual appearance and motion features due to the learned causality-aware visual-linguistic representations. More importantly, the performance improvement of our CMCIR mainly attributes to our elaborately designed visual-linguistic causal reasoning modules.

4.6 Visualization Analysis

To verify the ability of the CMCIR in robust spatial-temporal relational reasoning, we grasp the visual-linguistic causal reasoning insight of the CMCIR by inspecting some correct examples from the SUTD-TrafficQA dataset and show the

visualization results in Fig. 10. Each video is accompanied by four question types that emphasize different causal reasoning abilities of the model. These examples shows the several superiorities of the CMCIR. (1) **Reliable reasoning.** The video-question-answer triplets exhibit a strong correlation between the dominant spatial-temporal scenes and the question semantics, which validates that the CMCIR model can focus on the right visual regions reliably when making decisions. (2) **Generalization ability.** The CMCIR can generalizes well across different question types. which shows that the CMCIR is question-sensitive to effectively capture the dominant spatial-temporal content in the videos by conducting robust and reliable spatial-temporal relational reasoning. (3) **Introspective and counterfactual learning.** For challenging question types like introspection and counterfactual inference, the CMCIR model can faithfully introspect whether the attended scene reflects the logic behind the answering. This verifies that the CMCIR can fully explore the causal, logic, and spatial-temporal structures of the visual and linguistic content, due to its promising ability of robust visual-linguistic causal reasoning that disentangles the spurious correlations of visual and linguistic modalities.

5 CONCLUSION

In this paper, we propose a novel event-level visual question answering framework named Cross-Modal Causal Relational Reasoning (CMCIR), to mitigate the spurious correlations and discover the causal structures for visual-linguistic modality. The CMCIR model is seamlessly constituted by five sub-modules: Visual Representation Learning (VRL), Linguistic Representation Learning (LRL), Spatial-Temporal Transformer (STT), Causality-aware Visual-Linguistic Reasoning (CVLR), and Visual-Linguistic Feature Fusion (VLFF). To uncover the causal structures for visual and linguistic modalities, we propose a novel Causality-aware Visual-Linguistic Reasoning (CVLR) module, which leverages front-door and back-door causal interventions to disentangle the visual and linguistic spurious correlations. To discover the fine-grained interactions among linguistic semantics, spatial and temporal representations, we build a Spatial-Temporal Transformer (STT) that builds the visual and linguistic semantics interactions from multi-modal co-occurrence between the question with the visual content, respectively. To fuse the causality-aware visual and linguistic features, we introduce a Visual-Linguistic Feature Fusion (VLFF) module that leverages the hierarchical linguistic semantic relations to adaptively learn the global semantic-aware visual-linguistic representations. Extensive experiments on event-level urban dataset SUTD-TrafficQA and three benchmark real-world datasets TGIF-QA, MSVD-QA, and MSRVT-QA well demonstrate the effectiveness of our CMCIR for discovering visual-linguistic causal structures and achieving robust event-level visual question answering.

ACKNOWLEDGMENTS

This work is supported in part by the National Natural Science Foundation of China under Grant No.62002395, No.61976250, and No.U1811463, in part by the National Key

R&D Program of China under Grant No.2021ZD0111601, in part by the Guangdong Basic and Applied Basic Research Foundation under Grant No.2021A15150123 and No.2020B1515020048.

REFERENCES

- [1] A. Krizhevsky, I. Sutskever, and G. E. Hinton, "Imagenet classification with deep convolutional neural networks," *Advances in neural information processing systems*, vol. 25, pp. 1097–1105, 2012.
- [2] S. Ren, K. He, R. Girshick, and J. Sun, "Faster r-cnn: Towards real-time object detection with region proposal networks," *Advances in neural information processing systems*, vol. 28, pp. 91–99, 2015.
- [3] A. Vaswani, N. Shazeer, N. Parmar, J. Uszkoreit, L. Jones, A. N. Gomez, Ł. Kaiser, and I. Polosukhin, "Attention is all you need," in *Advances in neural information processing systems*, 2017, pp. 5998–6008.
- [4] R. Krishna, K. Hata, F. Ren, L. Fei-Fei, and J. Carlos Niebles, "Dense-captioning events in videos," in *Proceedings of the IEEE international conference on computer vision*, 2017, pp. 706–715.
- [5] J. Lei, L. Yu, T. Berg, and M. Bansal, "What is more likely to happen next? video-and-language future event prediction," in *Proceedings of the 2020 Conference on Empirical Methods in Natural Language Processing (EMNLP)*, 2020, pp. 8769–8784.
- [6] L. Wang, Y. Xiong, Z. Wang, Y. Qiao, D. Lin, X. Tang, and L. V. Gool, "Temporal segment networks: Towards good practices for deep action recognition," in *European conference on computer vision*, 2016, pp. 20–36.
- [7] B. Zhou, A. Andonian, A. Oliva, and A. Torralba, "Temporal relational reasoning in videos," in *Proceedings of the European conference on computer vision (ECCV)*, 2018, pp. 803–818.
- [8] Y. Liu, Z. Lu, J. Li, T. Yang, and C. Yao, "Deep image-to-video adaptation and fusion networks for action recognition," *IEEE Transactions on Image Processing*, vol. 29, pp. 3168–3182, 2020.
- [9] Y. Liu, K. Wang, G. Li, and L. Lin, "Semantics-aware adaptive knowledge distillation for sensor-to-vision action recognition," *IEEE Transactions on Image Processing*, vol. 30, pp. 5573–5588, 2021.
- [10] Y. Liu, K. Wang, L. Liu, H. Lan, and L. Lin, "Tcgl: Temporal contrastive graph for self-supervised video representation learning," *IEEE Transactions on Image Processing*, vol. 31, pp. 1978–1993, 2022.
- [11] S. Buch, C. Eyzaguirre, A. Gaidon, J. Wu, L. Fei-Fei, and J. C. Niebles, "Revisiting the" video" in video-language understanding," in *Proceedings of the IEEE/CVF Conference on Computer Vision and Pattern Recognition*, 2022, pp. 2917–2927.
- [12] A. Das, S. Kottur, K. Gupta, A. Singh, D. Yadav, J. M. Moura, D. Parikh, and D. Batra, "Visual dialog," in *Proceedings of the IEEE Conference on Computer Vision and Pattern Recognition*, 2017, pp. 326–335.
- [13] P. Anderson, Q. Wu, D. Teney, J. Bruce, M. Johnson, N. Sünderhauf, I. Reid, S. Gould, and A. Van Den Hengel, "Vision-and-language navigation: Interpreting visually-grounded navigation instructions in real environments," in *Proceedings of the IEEE Conference on Computer Vision and Pattern Recognition*, 2018, pp. 3674–3683.
- [14] R. Zellers, Y. Bisk, A. Farhadi, and Y. Choi, "From recognition to cognition: Visual commonsense reasoning," in *Proceedings of the IEEE/CVF Conference on Computer Vision and Pattern Recognition*, 2019, pp. 6720–6731.
- [15] D. Huang, P. Chen, R. Zeng, Q. Du, M. Tan, and C. Gan, "Location-aware graph convolutional networks for video question answering," in *Proceedings of the AAAI Conference on Artificial Intelligence*, vol. 34, no. 07, 2020, pp. 11 021–11 028.
- [16] X. Li, J. Song, L. Gao, X. Liu, W. Huang, X. He, and C. Gan, "Beyond rnns: Positional self-attention with co-attention for video question answering," in *Proceedings of the AAAI Conference on Artificial Intelligence*, vol. 33, no. 01, 2019, pp. 8658–8665.
- [17] T. M. Le, V. Le, S. Venkatesh, and T. Tran, "Hierarchical conditional relation networks for video question answering," in *Proceedings of the IEEE/CVF conference on computer vision and pattern recognition*, 2020, pp. 9972–9981.
- [18] J. Park, J. Lee, and K. Sohn, "Bridge to answer: Structure-aware graph interaction network for video question answering," in *Proceedings of the IEEE/CVF Conference on Computer Vision and Pattern Recognition*, 2021, pp. 15 526–15 535.

- [19] S. Sukhbaatar, A. Szlam, J. Weston, and R. Fergus, "End-to-end memory networks," *Advances in Neural Information Processing Systems*, vol. 2015, pp. 2440–2448, 2015.
- [20] T. N. Kipf and M. Welling, "Semi-supervised classification with graph convolutional networks," *arXiv preprint arXiv:1609.02907*, 2016.
- [21] M. Tapaswi, Y. Zhu, R. Stiefelhausen, A. Torralba, R. Urtasun, and S. Fidler, "Movieqa: Understanding stories in movies through question-answering," in *Proceedings of the IEEE conference on computer vision and pattern recognition*, 2016, pp. 4631–4640.
- [22] J. Lei, L. Yu, M. Bansal, and T. L. Berg, "Tvqa: Localized, compositional video question answering," *arXiv preprint arXiv:1809.01696*, 2018.
- [23] K. Yi, C. Gan, Y. Li, P. Kohli, J. Wu, A. Torralba, and J. B. Tenenbaum, "Clevrer: Collision events for video representation and reasoning," in *International Conference on Learning Representations*, 2019.
- [24] L. Xu, H. Huang, and J. Liu, "Sutd-trafficqa: A question answering benchmark and an efficient network for video reasoning over traffic events," in *Proceedings of the IEEE/CVF Conference on Computer Vision and Pattern Recognition*, 2021, pp. 9878–9888.
- [25] Y. Niu, K. Tang, H. Zhang, Z. Lu, X.-S. Hua, and J.-R. Wen, "Counterfactual vqa: A cause-effect look at language bias," in *Proceedings of the IEEE/CVF Conference on Computer Vision and Pattern Recognition*, 2021, pp. 12700–12710.
- [26] X. Yang, H. Zhang, G. Qi, and J. Cai, "Causal attention for vision-language tasks," in *Proceedings of the IEEE/CVF Conference on Computer Vision and Pattern Recognition*, 2021, pp. 9847–9857.
- [27] T. Wang, C. Zhou, Q. Sun, and H. Zhang, "Causal attention for unbiased visual recognition," in *Proceedings of the IEEE/CVF International Conference on Computer Vision*, 2021, pp. 3091–3100.
- [28] Y. Li, X. Wang, J. Xiao, W. Ji, and T.-S. Chua, "Invariant grounding for video question answering," in *Proceedings of the IEEE/CVF Conference on Computer Vision and Pattern Recognition*, 2022, pp. 2928–2937.
- [29] J. Pearl, M. Glymour, and N. P. Jewell, *Causal inference in statistics: A primer*. John Wiley & Sons, 2016.
- [30] K. Tang, Y. Niu, J. Huang, J. Shi, and H. Zhang, "Unbiased scene graph generation from biased training," in *Proceedings of the IEEE/CVF Conference on Computer Vision and Pattern Recognition*, 2020, pp. 3716–3725.
- [31] Z. Yue, H. Zhang, Q. Sun, and X.-S. Hua, "Interventional few-shot learning," *Advances in Neural Information Processing Systems*, vol. 33, 2020.
- [32] T. Wang, J. Huang, H. Zhang, and Q. Sun, "Visual commonsense r-cnn," in *Proceedings of the IEEE/CVF Conference on Computer Vision and Pattern Recognition*, 2020, pp. 10760–10770.
- [33] D. B. Rubin, "Essential concepts of causal inference: a remarkable history and an intriguing future," *Biostatistics & Epidemiology*, vol. 3, no. 1, pp. 140–155, 2019.
- [34] S. Antol, A. Agrawal, J. Lu, M. Mitchell, D. Batra, C. L. Zitnick, and D. Parikh, "Vqa: Visual question answering," in *Proceedings of the IEEE international conference on computer vision*, 2015, pp. 2425–2433.
- [35] Z. Yang, X. He, J. Gao, L. Deng, and A. Smola, "Stacked attention networks for image question answering," in *Proceedings of the IEEE conference on computer vision and pattern recognition*, 2016, pp. 21–29.
- [36] P. Anderson, X. He, C. Buehler, D. Teney, M. Johnson, S. Gould, and L. Zhang, "Bottom-up and top-down attention for image captioning and visual question answering," in *Proceedings of the IEEE conference on computer vision and pattern recognition*, 2018, pp. 6077–6086.
- [37] D. Xu, Z. Zhao, J. Xiao, F. Wu, H. Zhang, X. He, and Y. Zhuang, "Video question answering via gradually refined attention over appearance and motion," in *Proceedings of the 25th ACM international conference on Multimedia*, 2017, pp. 1645–1653.
- [38] Y. Jang, Y. Song, Y. Yu, Y. Kim, and G. Kim, "Tgif-qa: Toward spatio-temporal reasoning in visual question answering," in *Proceedings of the IEEE conference on computer vision and pattern recognition*, 2017, pp. 2758–2766.
- [39] Y. Jang, Y. Song, C. D. Kim, Y. Yu, Y. Kim, and G. Kim, "Video question answering with spatio-temporal reasoning," *International Journal of Computer Vision*, vol. 127, no. 10, pp. 1385–1412, 2019.
- [40] Z. Zhao, Q. Yang, D. Cai, X. He, and Y. Zhuang, "Video question answering via hierarchical spatio-temporal attention networks," in *IJCAI*, 2017, pp. 3518–3524.
- [41] Z. Zhao, Z. Zhang, X. Jiang, and D. Cai, "Multi-turn video question answering via hierarchical attention context reinforced networks," *IEEE Transactions on Image Processing*, vol. 28, no. 8, pp. 3860–3872, 2019.
- [42] C. Fan, X. Zhang, S. Zhang, W. Wang, C. Zhang, and H. Huang, "Heterogeneous memory enhanced multimodal attention model for video question answering," in *Proceedings of the IEEE/CVF conference on computer vision and pattern recognition*, 2019, pp. 1999–2007.
- [43] C. JiayinCai, C. Shi, L. Li, Y. Cheng, and Y. Shan, "Feature augmented memory with global attention network for videoqa," in *IJCAI*, 2020, pp. 998–1004.
- [44] P. Jiang and Y. Han, "Reasoning with heterogeneous graph alignment for video question answering," in *Proceedings of the AAAI Conference on Artificial Intelligence*, vol. 34, no. 07, 2020, pp. 11 109–11 116.
- [45] J. Lei, L. Li, L. Zhou, Z. Gan, T. L. Berg, M. Bansal, and J. Liu, "Less is more: Clipbert for video-and-language learning via sparse sampling," in *Proceedings of the IEEE/CVF Conference on Computer Vision and Pattern Recognition*, 2021, pp. 7331–7341.
- [46] F. Liu, J. Liu, W. Wang, and H. Lu, "Hair: Hierarchical visual-semantic relational reasoning for video question answering," in *Proceedings of the IEEE/CVF International Conference on Computer Vision*, 2021, pp. 1698–1707.
- [47] Y. Liu, Z. Lu, J. Li, T. Yang, and C. Yao, "Global temporal representation based cnns for infrared action recognition," *IEEE Signal Processing Letters*, vol. 25, no. 6, pp. 848–852, 2018.
- [48] Y. Liu, Z. Lu, J. Li, and T. Yang, "Hierarchically learned view-invariant representations for cross-view action recognition," *IEEE Transactions on Circuits and Systems for Video Technology*, vol. 29, no. 8, pp. 2416–2430, 2018.
- [49] Y. Liu, Z. Lu, J. Li, C. Yao, and Y. Deng, "Transferable feature representation for visible-to-infrared cross-dataset human action recognition," *Complexity*, vol. 2018, 2018.
- [50] J. Ni, R. Sarbajna, Y. Liu, A. H. Ngu, and Y. Yan, "Cross-modal knowledge distillation for vision-to-sensor action recognition," in *ICASSP 2022-2022 IEEE International Conference on Acoustics, Speech and Signal Processing (ICASSP)*. IEEE, 2022, pp. 4448–4452.
- [51] H. Lan, Y. Liu, and L. Lin, "Audio-visual contrastive learning for self-supervised action recognition," *arXiv preprint arXiv:2204.13386*, 2022.
- [52] Y. Liu, K. Wang, H. Lan, and L. Lin, "Temporal contrastive graph learning for video action recognition and retrieval," *arXiv preprint arXiv:2101.00820*, 2021.
- [53] —, "Temporal contrastive graph learning for video action recognition and retrieval," *arXiv preprint arXiv:2101.00820*, 2021.
- [54] Y. Zhu, Y. Zhang, L. Liu, Y. Liu, G. Li, M. Mao, and L. Lin, "Hybrid-order representation learning for electricity theft detection," *IEEE Transactions on Industrial Informatics*, 2022.
- [55] R. Girdhar, J. Carreira, C. Doersch, and A. Zisserman, "Video action transformer network," in *Proceedings of the IEEE/CVF Conference on Computer Vision and Pattern Recognition*, 2019, pp. 244–253.
- [56] H. Huang, L. Zhou, W. Zhang, J. J. Corso, and C. Xu, "Dynamic graph modules for modeling object-object interactions in activity recognition," in *British Machine Vision Conference*, 2019.
- [57] C.-Y. Ma, A. Kadav, I. Melvin, Z. Kira, G. AlRegib, and H. P. Graf, "Attend and interact: Higher-order object interactions for video understanding," in *Proceedings of the IEEE Conference on Computer Vision and Pattern Recognition*, 2018, pp. 6790–6800.
- [58] E. Mavroudi, B. B. Haro, and R. Vidal, "Representation learning on visual-symbolic graphs for video understanding," in *European Conference on Computer Vision*. Springer, 2020, pp. 71–90.
- [59] J. Pan, S. Chen, M. Z. Shou, Y. Liu, J. Shao, and H. Li, "Actor-context-actor relation network for spatio-temporal action localization," in *Proceedings of the IEEE/CVF Conference on Computer Vision and Pattern Recognition*, 2021, pp. 464–474.
- [60] G. Nan, R. Qiao, Y. Xiao, J. Liu, S. Leng, H. Zhang, and W. Lu, "Interventional video grounding with dual contrastive learning," in *Proceedings of the IEEE/CVF Conference on Computer Vision and Pattern Recognition*, 2021, pp. 2765–2775.
- [61] W. Wang, J. Gao, and C. Xu, "Weakly-supervised video object grounding via causal intervention," *IEEE Transactions on Pattern Analysis and Machine Intelligence*, 2022.

- [62] N. Zhang, S. Deng, Z. Sun, G. Wang, X. Chen, W. Zhang, and H. Chen, "Long-tail relation extraction via knowledge graph embeddings and graph convolution networks," in *Proceedings of the 2019 Conference of the North American Chapter of the Association for Computational Linguistics: Human Language Technologies, Volume 1 (Long and Short Papers)*, 2019, pp. 3016–3025.
- [63] T. Wang, Y. Li, B. Kang, J. Li, J. Liew, S. Tang, S. Hoi, and J. Feng, "The devil is in classification: A simple framework for long-tail instance segmentation," in *European Conference on computer vision*. Springer, 2020, pp. 728–744.
- [64] X. Yang, H. Zhang, and J. Cai, "Deconfounded image captioning: A causal retrospect," *IEEE Transactions on Pattern Analysis and Machine Intelligence*, 2021.
- [65] Y. Liu, Y. Wei, H. Yan, G. Li, and L. Lin, "Causal reasoning with spatial-temporal representation learning: A prospective study," *arXiv preprint arXiv:2204.12037*, 2022.
- [66] E. Bareinboim and J. Pearl, "Controlling selection bias in causal inference," in *Artificial Intelligence and Statistics*. PMLR, 2012, pp. 100–108.
- [67] M. Besserve, A. Mehrjou, R. Sun, and B. Schölkopf, "Counterfactuals uncover the modular structure of deep generative models," in *Eighth International Conference on Learning Representations (ICLR 2020)*, 2020.
- [68] Y. Goyal, Z. Wu, J. Ernst, D. Batra, D. Parikh, and S. Lee, "Counterfactual visual explanations," in *International Conference on Machine Learning*. PMLR, 2019, pp. 2376–2384.
- [69] L. A. Hendricks, R. Hu, T. Darrell, and Z. Akata, "Grounding visual explanations," in *Proceedings of the European Conference on Computer Vision (ECCV)*, 2018, pp. 264–279.
- [70] P. Wang and N. Vasconcelos, "Scout: Self-aware discriminant counterfactual explanations," in *Proceedings of the IEEE/CVF Conference on Computer Vision and Pattern Recognition*, 2020, pp. 8981–8990.
- [71] L. Chen, H. Zhang, J. Xiao, X. He, S. Pu, and S.-F. Chang, "Counterfactual critic multi-agent training for scene graph generation," in *Proceedings of the IEEE/CVF International Conference on Computer Vision*, 2019, pp. 4613–4623.
- [72] Z. Fang, S. Kong, C. Fowlkes, and Y. Yang, "Modularized textual grounding for counterfactual resilience," in *Proceedings of the IEEE/CVF Conference on Computer Vision and Pattern Recognition*, 2019, pp. 6378–6388.
- [73] A. Kanehira, K. Takemoto, S. Inayoshi, and T. Harada, "Multimodal explanations by predicting counterfactuality in videos," in *Proceedings of the IEEE/CVF Conference on Computer Vision and Pattern Recognition*, 2019, pp. 8594–8602.
- [74] D. Cao, Y. Zeng, M. Liu, X. He, M. Wang, and Z. Qin, "Strong: Spatio-temporal reinforcement learning for cross-modal video moment localization," in *Proceedings of the 28th ACM International Conference on Multimedia*, 2020, pp. 4162–4170.
- [75] H. LE, D. SAHOO, and N. F. CHEN, "Choi. multimodal transformer networks for end-to-end video-grounded dialogue systems.(2019)," in *Proceedings of the 57th Annual Meeting of the Association for Computational Linguistics, Florence, Italy, 2019 July 28-August*, vol. 2, pp. 5612–5623.
- [76] E. Abbasnejad, D. Teney, A. Parvaneh, J. Shi, and A. v. d. Hengel, "Counterfactual vision and language learning," in *Proceedings of the IEEE/CVF Conference on Computer Vision and Pattern Recognition*, 2020, pp. 10 044–10 054.
- [77] K. Tang, J. Huang, and H. Zhang, "Long-tailed classification by keeping the good and removing the bad momentum causal effect," *Advances in Neural Information Processing Systems*, vol. 33, 2020.
- [78] D. Zhang, H. Zhang, J. Tang, X.-S. Hua, and Q. Sun, "Causal intervention for weakly-supervised semantic segmentation," *Advances in Neural Information Processing Systems*, vol. 33, 2020.
- [79] J. Qi, Y. Niu, J. Huang, and H. Zhang, "Two causal principles for improving visual dialog," in *Proceedings of the IEEE/CVF Conference on Computer Vision and Pattern Recognition*, 2020, pp. 10 860–10 869.
- [80] V. Agarwal, R. Shetty, and M. Fritz, "Towards causal vqa: Revealing and reducing spurious correlations by invariant and covariant semantic editing," in *Proceedings of the IEEE/CVF Conference on Computer Vision and Pattern Recognition*, 2020, pp. 9690–9698.
- [81] I. Goodfellow, J. Pouget-Abadie, M. Mirza, B. Xu, D. Warde-Farley, S. Ozair, A. Courville, and Y. Bengio, "Generative adversarial nets," *Advances in neural information processing systems*, vol. 27, 2014.
- [82] L. Chen, X. Yan, J. Xiao, H. Zhang, S. Pu, and Y. Zhuang, "Counterfactual samples synthesizing for robust visual question answering," in *Proceedings of the IEEE/CVF Conference on Computer Vision and Pattern Recognition*, 2020, pp. 10 800–10 809.
- [83] G. Stanovsky, J. Michael, L. Zettlemoyer, and I. Dagan, "Supervised open information extraction," in *Proceedings of the 2018 Conference of the North American Chapter of the Association for Computational Linguistics: Human Language Technologies, Volume 1 (Long Papers)*, 2018, pp. 885–895.
- [84] Z. Liu, Y. Lin, Y. Cao, H. Hu, Y. Wei, Z. Zhang, S. Lin, and B. Guo, "Swin transformer: Hierarchical vision transformer using shifted windows," in *Proceedings of the IEEE/CVF International Conference on Computer Vision*, 2021, pp. 10 012–10 022.
- [85] Z. Liu, J. Ning, Y. Cao, Y. Wei, Z. Zhang, S. Lin, and H. Hu, "Video swin transformer," in *Proceedings of the IEEE/CVF Conference on Computer Vision and Pattern Recognition (CVPR)*, June 2022, pp. 3202–3211.
- [86] J. Pennington, R. Socher, and C. D. Manning, "Glove: Global vectors for word representation," in *Proceedings of the 2014 conference on empirical methods in natural language processing (EMNLP)*, 2014, pp. 1532–1543.
- [87] J. Devlin, M.-W. Chang, K. Lee, and K. Toutanova, "Bert: Pre-training of deep bidirectional transformers for language understanding," *arXiv preprint arXiv:1810.04805*, 2018.
- [88] J. Pearl and D. Mackenzie, *The book of why: the new science of cause and effect*. Basic books, 2018.
- [89] K. Xu, J. Ba, R. Kiros, K. Cho, A. Courville, R. Salakhudinov, R. Zemel, and Y. Bengio, "Show, attend and tell: Neural image caption generation with visual attention," in *International conference on machine learning*, 2015, pp. 2048–2057.
- [90] M. Ren, R. Kiros, and R. Zemel, "Exploring models and data for image question answering," *Advances in neural information processing systems*, vol. 28, pp. 2953–2961, 2015.
- [91] J. Carreira and A. Zisserman, "Quo vadis, action recognition? a new model and the kinetics dataset," in *proceedings of the IEEE Conference on Computer Vision and Pattern Recognition*, 2017, pp. 6299–6308.
- [92] Z. Yang, N. Garcia, C. Chu, M. Otani, Y. Nakashima, and H. Take-mura, "Bert representations for video question answering," in *Proceedings of the IEEE/CVF Winter Conference on Applications of Computer Vision*, 2020, pp. 1556–1565.
- [93] N. Kim, S. J. Ha, and J.-W. Kang, "Video question answering using language-guided deep compressed-domain video feature," in *Proceedings of the IEEE/CVF International Conference on Computer Vision*, 2021, pp. 1708–1717.
- [94] A. Seo, G.-C. Kang, J. Park, and B.-T. Zhang, "Attend what you need: Motion-appearance synergistic networks for video question answering," in *Proceedings of the 59th Annual Meeting of the Association for Computational Linguistics and the 11th International Joint Conference on Natural Language Processing (Volume 1: Long Papers)*, 2021, pp. 6167–6177.
- [95] J. Wang, B. Bao, and C. Xu, "Dualvgr: A dual-visual graph reasoning unit for video question answering," *IEEE Transactions on Multimedia*, 2021.
- [96] D. Chen and W. B. Dolan, "Collecting highly parallel data for paraphrase evaluation," in *Proceedings of the 49th annual meeting of the association for computational linguistics: human language technologies*, 2011, pp. 190–200.
- [97] J. Xu, T. Mei, T. Yao, and Y. Rui, "Msr-vtt: A large video description dataset for bridging video and language," in *Proceedings of the IEEE conference on computer vision and pattern recognition*, 2016, pp. 5288–5296.
- [98] Z. Liu, H. Hu, Y. Lin, Z. Yao, Z. Xie, Y. Wei, J. Ning, Y. Cao, Z. Zhang, L. Dong et al., "Swin transformer v2: Scaling up capacity and resolution," *arXiv preprint arXiv:2111.09883*, 2021.
- [99] J. Gao, R. Ge, K. Chen, and R. Nevatia, "Motion-appearance co-memory networks for video question answering," in *Proceedings of the IEEE Conference on Computer Vision and Pattern Recognition*, 2018, pp. 6576–6585.
- [100] M. Gu, Z. Zhao, W. Jin, R. Hong, and F. Wu, "Graph-based multi-interaction network for video question answering," *IEEE Transactions on Image Processing*, vol. 30, pp. 2758–2770, 2021.
- [101] J. Jiang, Z. Chen, H. Lin, X. Zhao, and Y. Gao, "Divide and conquer: Question-guided spatio-temporal contextual attention for video question answering," in *Proceedings of the AAAI Conference on Artificial Intelligence*, vol. 34, no. 07, 2020, pp. 11 101–11 108.

- [102] F. Liu, J. Liu, R. Hong, and H. Lu, "Question-guided erasing-based spatiotemporal attention learning for video question answering," *IEEE Transactions on Neural Networks and Learning Systems*, 2021.
- [103] W. Jin, Z. Zhao, X. Cao, J. Zhu, X. He, and Y. Zhuang, "Adaptive spatio-temporal graph enhanced vision-language representation for video qa," *IEEE Transactions on Image Processing*, vol. 30, pp. 5477–5489, 2021.
- [104] Y. Liu, X. Zhang, F. Huang, B. Zhang, and Z. Li, "Cross-attentional spatio-temporal semantic graph networks for video question answering," *IEEE Transactions on Image Processing*, vol. 31, pp. 1684–1696, 2022.
- [105] M. I. H. Chowdhury, K. Nguyen, S. Sridharan, and C. Fookes, "Hierarchical relational attention for video question answering," in *2018 25th IEEE International Conference on Image Processing (ICIP)*. IEEE, 2018, pp. 599–603.
- [106] L. Gao, Y. Lei, P. Zeng, J. Song, M. Wang, and H. T. Shen, "Hierarchical representation network with auxiliary tasks for video captioning and video question answering," *IEEE Transactions on Image Processing*, 2022.
- [107] K. He, X. Zhang, S. Ren, and J. Sun, "Deep residual learning for image recognition," in *Proceedings of the IEEE conference on computer vision and pattern recognition*, 2016, pp. 770–778.
- [108] S. Xie, R. Girshick, P. Dollár, Z. Tu, and K. He, "Aggregated residual transformations for deep neural networks," in *Proceedings of the IEEE conference on computer vision and pattern recognition*, 2017, pp. 1492–1500.
- [109] K. Hara, H. Kataoka, and Y. Satoh, "Can spatiotemporal 3d cnns retrace the history of 2d cnns and imagenet?" in *Proceedings of the IEEE conference on Computer Vision and Pattern Recognition*, 2018, pp. 6546–6555.



Liang Lin (M'09, SM'15) is a Full Professor of computer science at Sun Yat-sen University. He served as the Executive Director and Distinguished Scientist of SenseTime Group from 2016 to 2018, leading the R&D teams for cutting-edge technology transferring. He has authored or co-authored more than 200 papers in leading academic journals and conferences, and his papers have been cited by more than 18,000 times. He is an associate editor of IEEE Trans. Neural Networks and Learning Systems and IEEE Trans. Human-Machine Systems, and served as Area Chairs for numerous conferences such as CVPR, ICCV, SIGKDD and AAAI. He is the recipient of numerous awards and honors including Wu Wen-Jun Artificial Intelligence Award, the First Prize of China Society of Image and Graphics, ICCV Best Paper Nomination in 2019, Annual Best Paper Award by Pattern Recognition (Elsevier) in 2018, Best Paper Dimond Award in IEEE ICME 2017, Google Faculty Award in 2012. His supervised PhD students received ACM China Doctoral Dissertation Award, CCF Best Doctoral Dissertation and CAAI Best Doctoral Dissertation. He is a Fellow of IET/IAPR.



Yang Liu (M'21) is currently a research associate professor working at the School of Computer Science and Engineering, Sun Yat-sen University. He received his Ph.D. degree from Xidian University, Xi'an, in 2019. His current research interests include video understanding, computer vision, and cognitive reasoning. He has authorized and co-authored more than 20 papers in top-tier academic journals and conferences. He has been serving as a reviewer for

numerous academic journals and conferences such as IEEE TIP, TNNLS, TMM, TCSVT, TCyb, CVPR, ICCV, and ECCV.



Guanbin Li (M'15) is currently an associate professor in School of Computer Science and Engineering, Sun Yat-Sen University. He received his PhD degree from the University of Hong Kong in 2016. His current research interests include computer vision, image processing, and deep learning. He is a recipient of ICCV 2019 Best Paper Nomination Award. He has authorized and co-authored on more than 70 papers in top-tier academic journals and conferences. He serves as an area chair for the conference of VISAPP.

He has been serving as a reviewer for numerous academic journals and conferences such as TPAMI, IJCV, TIP, TMM, TCyb, CVPR, ICCV, ECCV and NeurIPS.