

On Confidence Sequences for Bounded Random Processes via Universal Gambling Strategies

J. Jon Ryu Alankrita Bhatt

Department of Electrical and Computer Engineering, UC San Diego

{[jongharyu](mailto:jongharyu@ucsd.edu), [a2bhatt](mailto:a2bhatt@ucsd.edu)}@ucsd.edu

July 26, 2022

Abstract

This paper considers the problem of constructing a confidence sequence for bounded random processes. Building upon the gambling approach pioneered by Hendriks (2018) and Jun and Orabona (2019) and following the recent work of Waudby-Smith and Ramdas (2020) and Orabona and Jun (2021), this paper revisits the idea of Cover (1991)’s universal portfolio in constructing confidence sequences and demonstrates new properties, based on a natural *two-horse race* perspective on the gambling approach. The main result of this paper is a new algorithm based on a mixture of lower bounds, which closely approximates the performance of Cover’s universal portfolio with only constant per-round time complexity. A higher-order generalization of a lower bound in (Fan et al, 2015), which is invoked in the proposed algorithm, may be of independent interest.

1 Introduction

Suppose that $(Y_t)_{t=1}^\infty$ is a $[0, 1]$ -valued stochastic process such that $\mathbb{E}[Y_t | Y^{t-1}] \equiv \mu$ for any $t \geq 1$, for some unknown mean parameter $\mu \in (0, 1)$. Here we use a shorthand notation $Y^t := (Y_1, \dots, Y_t)$. A *confidence sequence* for the mean parameter μ at level $1 - \delta$ is defined as a sequence of sets $(C_t)_{t=1}^\infty$ such that $C_t \subseteq (0, 1)$ is a function of Y^{t-1} and

$$\mathbb{P}(\mu \in C_t, \forall t \geq 1) \geq 1 - \delta.$$

A confidence sequence under this setting can be applied to solving some fundamental problems in statistics, such as sequentially estimating the mean of a bounded distribution with i.i.d. samples, or constructing a time-uniform confidence interval for the mean of a fixed set of numbers by random sampling without replacement [30].

Note that the confidence sequence which contains the mean uniformly over time is better suited in real applications than the classical notion of confidence sets (or intervals) which only applies to a single time instance. For example, suppose that a practitioner wishes to sequentially estimate the mean of such a stochastic process. While a user must choose when to stop sample to achieve a desired precision and confidence level a priori when using a confidence interval, a confidence sequence allows the user to determine adaptively in the sequential inference setting thanks to the time uniformity. See also [21] and [8].

The idea of time-uniform confidence sequences is indeed not new, and traces back to Hoeffding [11], Darling and Robbins [5], and Lai [15]. Rather ignored for past decades, the idea has been revived recently in the statistics community by a series of papers [12, 21, 30] and in the computer science community [13, 18], to name a few, even beyond the boundedness assumptions on the stochastic processes we consider in this paper.

As noted above, this paper studies how to construct a confidence sequence for the mean of bounded random processes (with known support). The most closely related work is [10, 13, 18, 30]. Building upon the idea of *gambling* to construct confidence sequences pioneered by Hendriks [10] and Jun and Orabona [13, Section 7.2], Waudby-Smith and Ramdas [30] examined several heuristic betting strategies and their implications in terms of confidence sequences. Recently, Orabona and Jun [18] proposed to apply the idea of Cover [2]’s universal portfolio (UP) method together with a certain regret-based lower bound. They demonstrated an excellent empirical performance of the proposed algorithm “PRECiSE”, compared to the then state-of-the-art methods [30] especially in a small-sample regime, and illustrated that their regret-based-lower-bound approach admits an explicit analysis of the method. We remark, however, that the proposed regret-based approach is rather intricate and does not naturally result in confidence *intervals*. Moreover, the PRECiSE algorithm suffers the same order of time complexity as Cover’s UP, which is quadratic in the sequence length.¹

Thus motivated, the main goal of this paper is to approximate the performance of the UP closely and fast in a more direct manner, building upon the empirical success demonstrated by Orabona and Jun [18]. Albeit we follow the existing gambling-based approach in the literature, our language is based on a new perspective from the *two-horse race*, which admits a more natural interpretation and conceptual simplification. Towards the goal, we first revisit the idea of Cover’s UP in constructing confidence sequences and study its properties carefully from scratch. Our contributions can be summarized as follows.

1. For $\{0, 1\}$ -valued sequences, we show that Cover’s UP can be simplified to a universal two-horse race scheme, which can be implemented with constant complexity per round to construct time-uniform confidence intervals. This observation is simple, but has not been realized in the literature.
2. For $[0, 1]$ -valued sequences, we discuss how to exactly compute the wealth of any mixture of wealth processes of constant bettors (such as Cover’s UP) with $O(t)$ complexity at round t and show that it leads to time-uniform confidence intervals. To circumvent the cumbersome $O(t)$ per-round complexity of the UP, we propose a new UP-like method based on a new lower bound of the wealth of Cover’s UP with constant complexity per round. Our algorithm is based on Lemma 4.5, a higher-order generalization of the proof technique of Fan et al. [6, Lemma 4.1], which may be of independent interest. Experiments show that the proposed algorithm gives tightest confidence sequences for all practical purposes.

The rest of the paper is organized as follows. Section 2 is devoted to mathematical preliminaries. We start with a special case of $\{0, 1\}$ -valued processes in Section 3 and show that there is a simple two-horse-race-based algorithm that emulates the performance of Cover’s UP. In Section 4, we then study the general case of $[0, 1]$ -valued processes and propose a new lower-bound approach. Related work are briefly discussed in Section 5 and experimental results are presented in Section 6. We conclude the paper in Section 7 with some remarks. All the deferred proofs and technical lemmas can be found in Appendix.

2 Preliminaries

At its core, the common technique upon which most, if not all, methods for constructing confidence sequences rely on is the following celebrated inequality by Ville [27] from the martingale theory.

Theorem 2.1 (Ville’s inequality). *For a nonnegative supermartingale sequence $(W_t)_{t=0}^\infty$ with $W_0 > 0$, for any $\delta > 0$, we have*

$$\mathbb{P}\left\{\sup_{t \geq 1} \frac{W_t}{W_0} \geq \frac{1}{\delta}\right\} \leq \delta.$$

¹ In the very recent arXiv revision of [18] on July 18, 2022 (<https://arxiv.org/abs/2110.14099v2>), the algorithm we refer to PRECiSE in this paper is renamed as PRECiSE-CO97, and a new algorithm dubbed as PRECiSE-CO96 was further proposed as a fast approximate version of Cover’s UP with constant per-round complexity. See Section 5 for a comparison.

This statement is a sequential, uniform counterpart for nonnegative supermartingales to Markov's inequality for nonnegative random variables. Since this inequality controls the probability that the sequence $(W_t)_{t=0}^\infty$ overshoots a certain threshold uniformly over time, the idea is to construct a *good* martingale sequence $(W_t)_{t=0}^\infty$ out of the given sequence $(Y_t)_{t=1}^\infty$, so that the sequence of events controlled by this inequality becomes a confidence sequence for μ .

As explored in [10, 13, 18, 30], a natural way to construct a supermartingale is via a gambling, and we thus start by introducing the gambling formalism of this approach.

2.1 Supermartingales from gambling

A natural way to construct a (super)martingale sequence is to consider the wealth process from a *(sub)fair gambling*. Let $K \geq 2$ and let $\mathcal{M} \subseteq \mathbb{R}_+^K$ be a set of *odds vectors*. We consider an abstract gambling defined by the following *multiplicative* game. Let $\text{Wealth}_0 > 0$ be the initial wealth of a gambler. For each time $t \geq 1$, a gambler chooses a bet $\mathbf{b}_t = \mathbf{b}_t(\mathbf{x}^{t-1}) \in \Delta_{K-1}$ as a function of the previous odds vectors \mathbf{x}^{t-1} . At the end of each round, the odds vector \mathbf{x}_t is revealed, and the gambler's wealth gets *multiplied* by $\langle \mathbf{b}_t, \mathbf{x}_t \rangle$. Therefore, after round t , the gambler's wealth can be written as

$$\text{Wealth}_t(\mathbf{x}^t) = \text{Wealth}_0 \prod_{i=1}^t \langle \mathbf{b}_i, \mathbf{x}_i \rangle.$$

We call the odds vector sequence $(\mathbf{x}_t)_{t=1}^\infty$ *subfair*, if $\mathbb{E}[\mathbf{x}_t | \mathbf{x}^{t-1}] \leq \mathbf{1}$ for every t , where the inequality holds coordinatewise. Under this condition, the resulting wealth process from this game is always a supermartingale as one might intuitively expect.

Proposition 2.2. *In any gambling with the cumulative wealth of the form $\text{Wealth}_t = \text{Wealth}_0 \prod_{i=1}^t \langle \mathbf{b}_i, \mathbf{x}_i \rangle$, if $(\mathbf{x}_t)_{t=1}^\infty$ is (sub)fair, then any wealth process $(\text{Wealth}_t)_{t=1}^\infty$ attained by a causal betting strategy is a (super)martingale.*

Proof. For every t , $\mathbb{E}[\text{Wealth}_t | \mathbf{x}^{t-1}] = \text{Wealth}_{t-1} \langle \mathbf{b}_t, \mathbb{E}[\mathbf{x}_t | \mathbf{x}^{t-1}] \rangle \leq \text{Wealth}_{t-1} \langle \mathbf{b}_t, \mathbf{1} \rangle = \text{Wealth}_{t-1}$. \square

We remark that this abstract formulation captures several standard gambling problems as special instances; see Table 1. For example, if $\mathcal{M} = \{2\mathbf{e}_1, 2\mathbf{e}_2\}$, it corresponds to the standard (fair) *coin betting* game. If $\mathcal{M} = \{o_1\mathbf{e}_1, \dots, o_K\mathbf{e}_K\}$ for some $o_1, \dots, o_K > 0$, then the game becomes the *horse race* with odds o_1, \dots, o_K . The most general case is when $\mathcal{M} = \mathbb{R}_{>0}^K$, where the game is typically known as the *portfolio optimization* in a stock market. The *continuous* coin betting problem that corresponds to $\mathcal{M} = \{[2\tilde{c}, 2(1-\tilde{c})] : \tilde{c} \in [0, 1]\}$ was considered by Orabona and Pál [19] to translate the idea of universal coin betting to the domain of online linear optimization.

2.2 Two-horse race and its continuous extension

In this paper, we consider the *two-horse race* with odds $o_1, o_2 > 0$, which corresponds to $\mathcal{M}_{o_1, o_2} := \{co_1\mathbf{e}_1 + (1-c)o_2\mathbf{e}_2 : c \in [0, 1]\}$. Each odds vector at time t can be written as $\mathbf{x}_t = [o_1c_t, o_2(1-c_t)]$ with $c_t \in [0, 1]$, where c_t can be understood as an index of the winning horse. Since the odds vector \mathbf{x}_t is equivalently characterized by a single number c_t , we regard c^t as the odds vector sequence instead of \mathbf{x}^t for simplicity, hiding the dependence on o_1, o_2 . Since $c_i \in [0, 1]$, the multiplicative gain at each round is equivalently expressed as

$$o_1c_ib_i + o_2(1-c_i)(1-b_i) = (o_1b_i)^{c_i}(o_2(1-b_i))^{1-c_i}.$$

As a natural extension, we also consider the *continuous* two-horse race game with odds $o_1, o_2 > 0$ which corresponds to $\widetilde{\mathcal{M}}_{o_1, o_2} := \{\tilde{c}o_1\mathbf{e}_1 + (1-\tilde{c})o_2\mathbf{e}_2 : \tilde{c} \in [0, 1]\}$. Now, unlike the previous case where there is only one winner, the outcome of the game \tilde{c} is $[0, 1]$ -valued. Strictly speaking, this game can be better understood as a *structured* two-stock market, as there is no single winning horse in this setup.

2.3 The blueprint

We now describe the gambling formalism we take in this paper, which we adopt from [10, 13, 18, 30]. Most of the following exposition can be also found in [30, Theorem 1] and [30, Section 4.1], but we also include new arguments such as the converse part of Corollary 2.3.

Recall that we sequentially observe a sequence $(Y_t)_{t=1}^\infty$ such that $\mathbb{E}[Y_t|Y^{t-1}] \equiv \mu$ for every $t \geq 1$ and some $\mu \in (0, 1)$, and the goal is to estimate μ at each time t based on the observation Y^{t-1} . To estimate the unknown μ , we consider the two-horse race with the odds vector

$$\mathbf{x}_t = \mathbf{x}_t(Y_t; m) = \left[\frac{Y_t}{m}, \frac{1-Y_t}{1-m} \right] \quad (2.1)$$

for each $m \in (0, 1)$. Then, as a corollary of Proposition 2.2, we can prove:

Corollary 2.3. *Assume that $\mathbb{E}[Y_t|Y^{t-1}] \equiv \mu$ for every $t \geq 1$ and some $\mu \in (0, 1)$. Then, the wealth process from the continuous two-horse race with the odds vector $\mathbf{x}_t = [\frac{Y_t}{m}, \frac{1-Y_t}{1-m}]$ is a martingale if $m = \mu$. Conversely, if $m \neq \mu$, there exists a causal betting strategy whose wealth process is strictly submartingale.*

Proof. If $m = \mu$, $(\mathbf{x}_t)_{t=1}^\infty$ is fair by construction, i.e., $\mathbb{E}[\mathbf{x}_t|\mathbf{x}_{t-1}] = [\frac{\mu}{m}, \frac{1-\mu}{1-m}] = [1, 1]$, so we can apply Proposition 2.2. For the case $m \neq \mu$, we assume $m < \mu$ without loss of generality. Then, $b \mapsto \frac{\mu}{m}b + \frac{1-\mu}{1-m}(1-b)$ becomes a strictly increasing function, and

$$\frac{\mu}{m}b + \frac{1-\mu}{1-m}(1-b) > 1$$

for any $b \in (m, 1)$. Hence, in this case, any constant betting strategy $\mathbf{b}_t = [b, 1-b]$ with $b \in (m, 1)$ satisfies

$$\begin{aligned} \mathbb{E}[\text{Wealth}_t|\mathbf{x}^{t-1}] &= \text{Wealth}_{t-1} \langle \mathbf{b}_t, \mathbb{E}[\mathbf{x}_t|\mathbf{x}^{t-1}] \rangle \\ &= \text{Wealth}_{t-1} \left(\frac{\mu}{m}b + \frac{1-\mu}{1-m}(1-b) \right) > \text{Wealth}_{t-1}, \end{aligned}$$

implying that the wealth process is strictly submartingale. \square

Suppose that we have a gambling strategy $\mathbf{b}_t(\mathbf{x}^{t-1}; m)$ for each m , and let $\text{Wealth}_t(\mathbf{x}^t; m)$ be the wealth process of the strategy for the two-horse race game parameterized by m . Since $(\text{Wealth}_t(\mathbf{x}^t; \mu))_{t \geq 0}$ is a martingale (Corollary 2.3), by Ville's inequality (Theorem 2.1), for any $\delta \in (0, 1)$,

$$\mathbb{P} \left\{ \sup_{t \geq 1} \frac{\text{Wealth}_t(\mathbf{x}^t; \mu)}{\text{Wealth}_0} \geq \frac{1}{\delta} \right\} \leq \delta, \quad (2.2)$$

or equivalently,

$$\mathbb{P} \{ \mu \in C_t(Y^t; \delta), \forall t \geq 1 \} \geq 1 - \delta,$$

where we define the confidence set

$$C_t(Y^t; \delta) := \left\{ m \in (0, 1) : \sup_{1 \leq i \leq t} \text{Wealth}_i(\mathbf{x}^i; m) < \frac{1}{\delta} \right\}.$$

Since $(C_t(Y^t; \delta))_{t=1}^\infty$ is nonincreasing (i.e., $C_{t-1} \subseteq C_t$) by construction, we can interpret that the confidence sequence $(C_t)_{t=1}^\infty$ sequentially *refines* the estimate for μ at every round t by *rejecting* a candidate parameter m such that $\text{Wealth}_t(\mathbf{x}^t; m) > \frac{1}{\delta}$.

At a high-level, we can view this approach as follows. Hypothetically, we run the two-horse race with parameter m for each $m \in (0, 1)$ based on the observation $(Y_t)_{t=1}^\infty$. At the very beginning, we start with the entire interval $C_0 = (0, 1)$ as the candidate list for μ . After each round of gambling upon observing Y_t , we look at the cumulative wealth from each horse race, and if it exceeds a prescribed threshold, which is $1/\delta$ for

	outcome	betting	multiplicative gain $\frac{\text{Wealth}_t}{\text{Wealth}_{t-1}}$
coin betting	$c_t \in \{0, 1\}$	$b_t \in [0, 1]$	$(2b_t)^{\mathbb{1}\{c_t=1\}}(2(1-b_t))^{\mathbb{1}\{c_t=0\}}$
horse race	$\mathbf{c}_t \in \{\mathbf{e}_1, \dots, \mathbf{e}_K\}$	$\mathbf{b}_t \in \Delta_K$	$(o_1 b_{t1})^{\mathbb{1}\{\mathbf{c}_t=\mathbf{e}_1\}} \dots (o_K b_{tK})^{\mathbb{1}\{\mathbf{c}_t=\mathbf{e}_K\}}$
continuous coin betting	$\tilde{c}_t \in [0, 1]$	$b_t \in [0, 1]$	$2b_t \tilde{c}_t + 2(1-b_t)(1-\tilde{c}_t)$
continuous horse race	$\tilde{\mathbf{c}}_t \in \Delta_K$	$\mathbf{b}_t \in \Delta_K$	$o_1 b_{t1} \tilde{c}_{t1} + \dots + o_K b_{tK} \tilde{c}_{tK}$
stock investment	$\mathbf{x}_t \in \mathbb{R}_{>0}^K$	$\mathbf{b}_t \in \Delta_K$	$\langle \mathbf{x}_t, \mathbf{b}_t \rangle$

Table 1: Types of gambling. The horse race with $K = 2$ and $o_1 = o_2 = 2$ reduces to the coin betting. The stock investment becomes the horse race if the market vectors are restricted to scaled Kelly market vectors, i.e., $\mathbf{x}_t \in \{o_1 \mathbf{e}_1, \dots, o_K \mathbf{e}_K\}$, and becomes continuous horse race if the market vectors \mathbf{x}_t lie on the scaled simplex $(o_1, \dots, o_K) \odot \Delta_K$. Note the following difference in the convention: in the coin betting and horse race, the outcomes are not associated with the odds, while the outcome of the stock investment, which is the market vector \mathbf{x}_t , inherently captures the “odds” of the game.

a level- $(1 - \delta)$ confidence sequence, we knockout the associated parameter m from the candidate list C_{t-1} ; at the end of the round, C_t then consists of the remaining values. Intuitively, we can knockout such values m with confidence as the wealth process from the horse-race with parameter μ is martingale, and thus will not exceed the threshold most likely; that is, if the wealth exceeds the threshold, the parameter m is likely not μ .

This intuition explains why we can expect a better gambling strategy to result in a tighter confidence sequence: a *good* strategy would grow its wealth as fast as possible from the horse races with $m \neq \mu$, and thus rejects those values of m at an early stage with few samples. Note that the converse part of Corollary 2.3 ensures that there exists a betting strategy that makes the wealth process a strict submartingale, hence in the ideal scenario, one can expect that a good gambling strategy may make arbitrarily large money in the long run from the horse race with $m \neq \mu$, leaving only the true μ in the candidate list.

Remark 2.4. While the setting of gambling we consider is equivalent to those in [18, 30], the literature uses a different convention. For the two-horse race setting with odds $\frac{1}{m}$ and $\frac{1}{1-m}$ and a betting strategy $(b_t)_{t=1}^\infty$, they write the multiplicative wealth as

$$\frac{1}{m} \tilde{c}_t b_t + \frac{1}{1-m} (1 - \tilde{c}_t)(1 - b_t) = 1 + \lambda_t(m)(\tilde{c}_t - m),$$

by viewing the single number $\tilde{c}_t - m \in [-m, 1 - m]$ as an outcome of the horse race and defining

$$\lambda_t(m) := \frac{b_t}{m(1-m)} - \frac{1}{1-m} \in \left[-\frac{1}{1-m}, \frac{1}{m} \right] \quad (2.3)$$

as a *scaled betting*. The downside of this convention is that the (scaled) betting (2.3) inherently depends on the underlying odds (and thus m) by the range it can take, which we view rather unnatural. We believe that the horse-race language we adopt in this paper separates m from the betting strategy, and thus admits a cleaner interpretation.

2.4 Achievable wealth processes and the method of mixture

As described above, it suffices to directly construct a valid wealth process for a confidence sequence, without explicitly finding a causal betting strategy that achieves it. The purpose of this section is to ensure that we can safely use any *mixture wealth*, which we define below, in constructing a confidence sequence.

The following theorem which characterizes when a given sequence of nonnegative functions can be *realized* by a causal betting strategy, under a mild regularity assumption on the set of market vectors \mathcal{M} that holds for all games in Table 1.

Theorem 2.5. *Suppose that $\{o_1 \mathbf{e}_1, \dots, o_K \mathbf{e}_K\} \subseteq \mathcal{M}$ for some $o_1, \dots, o_K > 0$. Let $(\Psi_t: \mathcal{M}^{t-1} \rightarrow \mathbb{R}_{\geq 0})_{t=1}^\infty$ be a sequence of nonnegative functions, where each Ψ_t at time t maps past odds vectors $\mathbf{x}^{t-1} \in \mathcal{M}^{t-1}$ to a nonnegative real number. Assume that the following conditions hold:*

(A1) (consistency) *For any $t \geq 1$, any $j \in [K]$, and any $\mathbf{x}^{t-1} \in \mathcal{M}^{t-1}$,*

$$\Psi_{t-1}(\mathbf{x}^{t-1}) \geq \sum_{j=1}^K \frac{1}{o_j} \Psi_t(\mathbf{x}^t)|_{\mathbf{x}_t=o_j \mathbf{e}_j}. \quad (2.4)$$

(A2) (convexity) *For any $t \geq 1$, any $j \in [K]$, and any $\mathbf{x}^t \in \mathcal{M}^t$,*

$$\sum_{j=1}^K \frac{x_{tj}}{o_j} \Psi_t(\mathbf{x}^t)|_{\mathbf{x}_t=o_j \mathbf{e}_j} \geq \Psi_t(\mathbf{x}^t). \quad (2.5)$$

Then, there exists a causal betting strategy $\mathbf{b}_t(\mathbf{x}^{t-1}) \in \Delta_{K-1}$ guarantees wealth at least $\text{Wealth}_0 \Psi_t(\mathbf{x}^t)$ for any market sequence $\mathbf{x}^t \in \mathcal{M}^t$. Conversely, if $\text{Wealth}_0 \Psi_t(\mathbf{x}^t)$ is the wealth achieved by a causal betting strategy given \mathbf{x}^t , then $(\Psi_t)_{t=1}^\infty$ satisfies (A1) and (A2) with equality.

Proof. Let $\mathbf{b}_t: \mathcal{M}^{t-1} \rightarrow \Delta_{K-1}$ be any betting strategy such that

$$(\mathbf{b}_t(\mathbf{x}^{t-1}))_j \geq \frac{1}{o_j} \frac{\Psi_t(\mathbf{x}^t)|_{\mathbf{x}_t=o_j \mathbf{e}_j}}{\Psi_{t-1}(\mathbf{x}^{t-1})} \quad (2.6)$$

for every $t \geq 1$, every $j \in [K]$, and any $\mathbf{x}^{t-1} \in \mathcal{M}^{t-1}$. Note that, by the assumption (A1), there always exists such a betting strategy. We prove by induction. Assume that $\text{Wealth}_{t-1}(\mathbf{x}^{t-1}) \geq \text{Wealth}_0 \Psi_{t-1}(\mathbf{x}^{t-1})$ (induction hypothesis). Then, consider

$$\frac{\text{Wealth}_t}{\text{Wealth}_0} \stackrel{(a)}{\geq} \langle \mathbf{b}_t, \mathbf{x}_t \rangle \Psi_{t-1}(\mathbf{x}^{t-1}) \stackrel{(b)}{\geq} \sum_{j=1}^K \frac{x_{tj}}{o_j} \Psi_t(\mathbf{x}^t)|_{\mathbf{x}_t=o_j \mathbf{e}_j} \stackrel{(c)}{\geq} \Psi_t(\mathbf{x}^t).$$

Here, (a) follows from the induction hypothesis, (b) follows from (2.6), and (c) follows from (A2).

For the converse, first note that

$$\langle \mathbf{b}_t, \mathbf{x}_t \rangle = \frac{\Psi_t(\mathbf{x}^{t-1} \mathbf{x}_t)}{\Psi_{t-1}(\mathbf{x}^{t-1})} \quad (2.7)$$

for any $\mathbf{x}_t \in \mathcal{M}$ by the definition of the multiplicative game. Then, we have

$$\frac{\sum_{j=1}^K \frac{1}{o_j} \Psi_t(\mathbf{x}^t)|_{\mathbf{x}_t=o_j \mathbf{e}_j}}{\Psi_{t-1}(\mathbf{x}^{t-1})} = \sum_{j=1}^K \frac{1}{o_j} \langle \mathbf{b}_t, o_j \mathbf{e}_j \rangle = \langle \mathbf{b}_t, \mathbf{1} \rangle = 1,$$

which is the condition in (A1) with equality. To verify that (A2) holds, consider

$$\begin{aligned} \sum_{j=1}^K \frac{x_{tj}}{o_j} \Psi_t(\mathbf{x}^t)|_{\mathbf{x}_t=o_j \mathbf{e}_j} &= \Psi_{t-1}(\mathbf{x}^{t-1}) \sum_{j=1}^K \frac{x_{tj}}{o_j} \frac{\Psi_t(\mathbf{x}^t)|_{\mathbf{x}_t=o_j \mathbf{e}_j}}{\Psi_{t-1}(\mathbf{x}^{t-1})} \\ &\stackrel{(d)}{=} \Psi_{t-1}(\mathbf{x}^{t-1}) \sum_{j=1}^K \frac{x_{tj}}{o_j} \langle \mathbf{b}_t, o_j \mathbf{e}_j \rangle \\ &= \Psi_{t-1}(\mathbf{x}^{t-1}) \langle \mathbf{b}_t, \mathbf{x} \rangle = \Psi_t(\mathbf{x}^t). \end{aligned}$$

Here, (d) follows from (2.7). This concludes the proof. \square

We remark that Cover [1] studied an equivalent condition for achievable score functions in predicting binary sequences under Hamming loss. This statement can be viewed as an analogous result for gambling.

Note that given any achievable wealth process, we can explicitly define a causal betting strategy that achieves the wealth process using the recipe (2.6). This implies that computing the cumulative wealth of a betting strategy and computing the betting strategy itself are essentially equivalent. Another immediate consequence of this theorem is that, for a class of sequences of achievable wealth functions, their mixture is always achievable.

Corollary 2.6. *Consider a set of betting strategies (\mathbf{b}_t^θ) , where for each strategy parameterized by $\theta \in \Theta$, each of whose wealth is lower bounded by $\text{Wealth}_0 \Psi_t^\theta(\mathbf{x}^t)$ for any $t \geq 1$ and $\mathbf{x}^t \in \mathcal{M}^t$. Pick any probability measure $\pi(\theta)$ on Θ and define a mixture $\tilde{\Psi}_t^\pi(\mathbf{x}^t) := \int \Psi_t^\theta(\mathbf{x}^t) \pi(d\theta)$. Then, there always exists a causal betting strategy whose wealth is lower bounded by $\text{Wealth}_0 \tilde{\Psi}_t^\pi(\mathbf{x}^t)$.*

Proof. For each $\theta \in \Theta$, let $\text{Wealth}_t^\theta(\mathbf{x}^t)$ denote the wealth achieved by $(\mathbf{b}_t^\theta)_{t=1}^\infty$ for \mathbf{x}^t . Since $(\text{Wealth}_t^\theta)_{t \geq 0}$ satisfies (A1) and (A2) automatically by the converse part of Theorem 2.5, so does the *mixture wealth* defined by

$$\text{Wealth}_t^\pi(\mathbf{x}^t) := \int \text{Wealth}_t^\theta(\mathbf{x}^t) \pi(d\theta)$$

by linearity of expectation. Therefore, by Theorem 2.5, there always exists a causal strategy whose wealth is at least $\text{Wealth}_t^\pi(\mathbf{x}^t) \geq \text{Wealth}_0 \tilde{\Psi}_t^\pi(\mathbf{x}^t)$. \square

3 Two-horse race and $\{0, 1\}$ -valued processes

In this section, we first consider a $\{0, 1\}$ -valued sequence $(Y_t)_{t=1}^\infty$ such that $\mathbb{E}[Y_t | Y^{t-1}] \equiv \mu$ for some $\mu \in (0, 1)$. This special case well motivates the idea of universal gambling and admits a simpler algorithm than the general case.

We consider the gambling problem with odds vectors $\mathbf{x}_t \leftarrow [\frac{Y_t}{m}, \frac{1-Y_t}{1-m}]$, which is a two-horse race game with odds $o_1 = \frac{1}{m}$ and $o_2 = \frac{1}{1-m}$. Henceforth, for the two-horse race with odds o_1 and o_2 , for each $\theta \in [0, 1]$, we let

$$\text{Wealth}_t^\theta(c^t; o_1, o_2) := \text{Wealth}_0 \prod_{i=1}^t (o_1 \theta)^{c_i} (o_2 (1 - \theta))^{1-c_i} = \text{Wealth}_0 (o_1 \theta)^{\sum_{i=1}^t c_i} (o_2 (1 - \theta))^{t - \sum_{i=1}^t c_i}$$

denote the cumulative wealth of the constant bettor θ after round t with respect to $c^t \in \{0, 1\}^t$.

3.1 Motivation

To illustrate the idea of *universal gambling*, let us first consider the wealth achieved by the best constant bettor *in hindsight*:

$$\max_{\theta \in [0, 1]} \frac{\text{Wealth}_t^\theta(c^t; o_1, o_2)}{\text{Wealth}_0} = o_1^{\sum_{i=1}^t c_i} o_2^{t - \sum_{i=1}^t c_i} e^{-th(\frac{1}{t} \sum_{i=1}^t c_i)}, \quad (3.1)$$

where $h(p) := p \log \frac{1}{p} + (1-p) \log \frac{1}{1-p}$ denotes the binary entropy function. Assume for now that this wealth is hypothetically achievable by a causal betting strategy and examine what we can obtain. If we plug-in $c_t \leftarrow Y_t$ and $o_1 \leftarrow \frac{1}{\mu}$ and $o_2 \leftarrow \frac{1}{1-\mu}$, then since the wealth process is a martingale, by Ville's inequality, we have, for any $\delta \in (0, 1)$,

$$\mathbb{P} \left\{ \sup_{t \geq 1} \mu^{-S_t} (1 - \mu)^{-(t-S_t)} e^{-th(\frac{S_t}{t})} \geq \frac{1}{\delta} \right\} = \mathbb{P} \left\{ \sup_{t \geq 1} td \left(\frac{S_t}{t} \parallel \mu \right) \geq \log \frac{1}{\delta} \right\} \leq \delta. \quad (3.2)$$

Here, $S_t := \sum_{i=1}^t Y_i$ and $d(p \parallel q) := p \log \frac{p}{q} + (1-p) \log \frac{1-p}{1-q}$ denotes the binary relative entropy function. Since $m \mapsto d(x \parallel m)$ is convex for any $x \in [0, 1]$, (3.2) yields a time-uniform confidence interval. Further, since $d(p \parallel q) \geq 2(p-q)^2$ by Pinsker's inequality, (3.2) readily implies

$$\mathbb{P}\left\{\exists t \geq 1: \mu \notin \left(\frac{S_t}{t} - \sqrt{\frac{1}{2t} \log \frac{1}{\delta}}, \frac{S_t}{t} + \sqrt{\frac{1}{2t} \log \frac{1}{\delta}}\right)\right\} \leq \delta. \quad (3.3)$$

Note that this is the time-uniform statement of the confidence interval implied by Hoeffding's inequality, which states that, for any $\delta > 0$,

$$\mathbb{P}\left\{\mu \in \left(\frac{1}{t} \sum_{i=1}^t Y_i - \sqrt{\frac{1}{2t} \log \frac{2}{\delta}}, \frac{1}{t} \sum_{i=1}^t Y_i + \sqrt{\frac{1}{2t} \log \frac{2}{\delta}}\right)\right\} \geq 1 - \delta \quad (3.4)$$

for any fixed $t \geq 1$. Therefore, it is reasonable to aim to achieve the best wealth in hindsight (3.1), which is the very idea of universal gambling.

3.2 A universal gambling via the method of mixture

We now show that the method of mixture almost achieves (3.1) and essentially implies (3.3). We first consider the following wealth process.

Theorem 3.1. *There exists a causal betting strategy whose wealth is $(\text{Wealth}_0 \tilde{\phi}_t(\sum_{i=1}^t c_i; o_1, o_2))_{t \geq 0}$, where we define*

$$\tilde{\phi}_t(x; o_1, o_2) := o_1^x o_2^{t-x} \frac{B(x + \frac{1}{2}, t - x + \frac{1}{2})}{B(\frac{1}{2}, \frac{1}{2})} \quad (3.5)$$

for $x \in [0, t]$ and $B(x, x') := \frac{\Gamma(x)\Gamma(x')}{\Gamma(x+x')}$ denotes the beta function.

Proof. Consider a constant bettor $[b, 1-b] \in \Delta_2$ parameterized $b \in [0, 1]$. If we define $\phi_t^b(x; o_1, o_2) := (o_1 b)^x (o_2 (1-b))^{t-x}$ for $x \in [0, t]$, we can write the wealth for a constant bettor as

$$\begin{aligned} \text{Wealth}_t^b(c^t; o_1, o_2) &= \text{Wealth}_0 \prod_{i=1}^t (o_1 c_i b + o_2 (1-c_i)(1-b)) \\ &= \text{Wealth}_0 \phi_t^b\left(\sum_{i=1}^t c_i; o_1, o_2\right). \end{aligned}$$

We now take a mixture of the wealth processes over the constant bettor $b \in [0, 1]$. We specifically choose the Beta distribution $\pi(b) = B(b|\frac{1}{2}, \frac{1}{2}) \propto b^{\frac{1}{2}}(1-b)^{\frac{1}{2}}$ over $b \in [0, 1]$ with the parameters $(\frac{1}{2}, \frac{1}{2})$. By Corollary 2.6, the mixture wealth $\int \text{Wealth}_t^b(c^t; o_1, o_2) d\pi(b) = \text{Wealth}_0 \tilde{\phi}_t(\sum_{i=1}^t c_i; o_1, o_2)$ is achievable, which concludes the proof. \square

Remark 3.2. As pointed out earlier, it is not required to explicitly find a sequential betting strategy that achieves the wealth process to construct a confidence sequence. We remark, however, that the so-called Krichevsky–Trofimov (KT) strategy [14] defined as $b_t(c^{t-1}) = (\sum_{i=1}^{t-1} c_i + \frac{1}{2})/(t+1)$ achieves the wealth lower bound, for any $o_1, o_2 > 0$. It can be readily verified based on the argument of Theorem 2.5, but we explicitly explain the special case in Appendix C for completeness.

By Ville's inequality, the wealth process above can be transformed into a confidence sequence as follows.

Theorem 3.3. *Let $(Y_t)_{t=1}^\infty$ be a $\{0, 1\}$ -valued sequence such that $\mathbb{E}[Y_t | Y^{t-1}] \equiv \mu$ for some $\mu \in (0, 1)$.*

(a) *For any $\delta \in (0, 1]$, we have*

$$\mathbb{P}\left\{\sup_{t \geq 1} \tilde{\phi}_t\left(\sum_{i=1}^t Y_i; \frac{1}{\mu}, \frac{1}{1-\mu}\right) \geq \frac{1}{\delta}\right\} \leq \delta.$$

(b) The function $m \mapsto \tilde{\phi}_t(x; \frac{1}{m}, \frac{1}{1-m})$ is log-convex and thus the set

$$C_t^\pi(y^t) := \{m \in [0, 1] : \tilde{\phi}_t\left(\sum_{i=1}^t y_i; \frac{1}{m}, \frac{1}{1-m}\right) < \frac{1}{\delta}\}$$

is an interval $(\mu_t^{\text{low}}(y^t; \delta), \mu_t^{\text{up}}(y^t; \delta)) \subseteq (0, 1)$. Therefore, equivalently, for any $\delta \in (0, 1)$, we have

$$\mathbb{P}\{\exists t \geq 1 : \mu \notin (\mu_t^{\text{low}}(Y^t; \delta), \mu_t^{\text{up}}(Y^t; \delta))\} \leq \delta. \quad (3.6)$$

Proof. Let $S_t := \sum_{i=1}^t Y_i$. Set $\mathbf{x}_t \leftarrow [\frac{Y_t}{\mu}, \frac{1-Y_t}{1-\mu}]$ in the two-horse race, so that $(\mathbf{x}_t)_{t=1}^\infty$ is subfair. Hence, by Proposition 2.2, any wealth process out of this game is a supermartingale. Since there exists a strategy that guarantees $\text{Wealth}_t(Y^t; \frac{1}{\mu}, \frac{1}{1-\mu}) = \text{Wealth}_0 \tilde{\phi}_t(S_t; \frac{1}{\mu}, \frac{1}{1-\mu})$ by Theorem 3.1, we have

$$\mathbb{P}\left\{\sup_{t \geq 1} \tilde{\phi}_t\left(S_t; \frac{1}{\mu}, \frac{1}{1-\mu}\right) \geq \frac{1}{\delta}\right\} = \mathbb{P}\left\{\sup_{t \geq 1} \frac{\text{Wealth}_t(Y^t; \frac{1}{\mu}, \frac{1}{1-\mu})}{\text{Wealth}_0} \geq \frac{1}{\delta}\right\} \leq \delta,$$

where the inequality follows from Ville's inequality (Theorem 2.1). Further, since $m \mapsto \log \tilde{\phi}_t(x; \frac{1}{m}, \frac{1}{1-m})$ is convex by Lemma A.1, the equation $\tilde{\phi}_t(x; \frac{1}{m}, \frac{1}{1-m}) = \frac{1}{\delta}$ in terms of m always has two distinct real roots for any $\delta \in (0, 1)$, and thus the final inequality readily follows. \square

In practice, $\mu_t^{\text{low}}(x; \delta), \mu_t^{\text{up}}(x; \delta)$ are the roots of the equation $\tilde{\phi}_t(S_t; \frac{1}{m}, \frac{1}{1-m}) = \frac{1}{\delta}$ over $m \in [0, 1]$, and thus can be numerically computed by the Newton–Raphson iteration.

By Pinsker's inequality, we can show that the resulting confidence sequence (3.6) closely emulates the hypothetical confidence sequence (3.3).

Corollary 3.4. *Let $(Y_t)_{t=1}^\infty$ be a $\{0, 1\}$ -valued sequence such that $\mathbb{E}[Y_t | Y^{t-1}] \equiv \mu$ for some $\mu \in (0, 1)$. Then, for any $\delta \in (0, 1]$, we have*

$$\mathbb{P}\left\{\exists t \geq 1 : \mu \notin \left(\frac{S_t}{t} - \sqrt{\frac{g_t(S_t; \delta)}{2}}, \frac{S_t}{t} + \sqrt{\frac{g_t(S_t; \delta)}{2}}\right)\right\} \leq \delta,$$

where we define $S_t := \sum_{i=1}^t Y_i$,

$$\begin{aligned} \tilde{q}_t^{\text{KT}}(x) &:= \frac{B(x + \frac{1}{2}, t - x + \frac{1}{2})}{B(\frac{1}{2}, \frac{1}{2})}, \quad \text{and} \\ g_t(x; \delta) &:= \frac{1}{t} \log \frac{1}{\delta} + \frac{1}{t} \log \frac{e^{-th(\frac{x}{t})}}{\tilde{q}_t^{\text{KT}}(x)}. \end{aligned} \quad (3.7)$$

Proof. First, we can rewrite the equation $\tilde{\phi}_t(S_t; \frac{1}{\mu}, \frac{1}{1-\mu}) = \frac{1}{\delta}$ as $d(\frac{S_t}{t} \parallel \mu) = g_t(S_t; \delta)$. Since we have $d(p \parallel q) \geq 2(p - q)^2$ by Pinsker's inequality, it readily follows that

$$(\mu_t^{\text{low}}(x; \delta), \mu_t^{\text{up}}(x; \delta)) \subset \left(\frac{S_t}{t} - \sqrt{\frac{g_t(S_t; \delta)}{2}}, \frac{S_t}{t} + \sqrt{\frac{g_t(S_t; \delta)}{2}}\right),$$

and the desired inequality follows from Theorem 3.3. \square

Remark 3.5 (An asymptotic behavior). In particular, the size of the interval behaves as

$$\sqrt{2g_t(S_t; \delta)} = \sqrt{\frac{2}{t} \log \frac{1}{\delta} + \frac{1}{t} \log t} + o(1)$$

for large t , since $\frac{1}{t} \log \frac{1}{\tilde{q}_t^{\text{KT}}(x)} = h(\frac{x}{t}) + \frac{1}{2t} \log t + o(1)$ by Stirling's approximation, provided that S_t and $t - S_t$ are sufficiently large.² Compared to (3.3), it suffers an additional term $O(\sqrt{(\log t)/t})$ in the width of the

²By Stirling's approximation, $\log B(x, y) \approx (x - \frac{1}{2}) \log x + (y - \frac{1}{2}) \log y - (x + y - \frac{1}{2}) \log(x + y) + \frac{1}{2} \log(2\pi)$ for x and y sufficiently large.

confidence sequence. We remark in passing that the law of iterated logarithm (LIL) [12] implies that the optimal additional term is in the order of $O(\sqrt{(\log \log t)/t})$, as also commented in [30]. Waudby-Smith and Ramdas [30, Appendix C.2] proposed a betting strategy based on a “predictable mixture” with the so-called stitching technique [12] and analyzed that it achieves the optimal order $O(\sqrt{(\log \log t)/t})$. Applying a similar idea of [13], a more recent version of [18] (see footnote 1) constructed another mixture portfolio based on a prior inspired by [22], and showed that it achieves the LIL based on a regret analysis.

4 Continuous two-horse race and $[0, 1]$ -valued processes

Likewise in the previous section, we plug-in $\tilde{c}_t \leftarrow Y_t$ with $o_1 \leftarrow \frac{1}{\mu}$ and $o_2 \leftarrow \frac{1}{1-\mu}$ to construct a subfair odds-vector sequence $(\mathbf{x}_t)_{t=1}^\infty$ for a continuous two-horse race. Following the same notation, we define

$$\text{Wealth}_t^b(\tilde{c}^t; o_1, o_2) := \text{Wealth}_0 \prod_{i=1}^t (o_1 \tilde{c}_i b + o_2 (1 - \tilde{c}_i)(1 - b))$$

as the cumulative wealth of the constant bettor b after round t with respect to $\tilde{c}^t \in [0, 1]^t$.

Since we have an immediate lower bound

$$o_1 \tilde{c}_i b + o_2 (1 - \tilde{c}_i)(1 - b) \geq (o_1 b)^{\tilde{c}_i} (o_2 (1 - b))^{1 - \tilde{c}_i} \quad (4.1)$$

by Jensen’s inequality, we first note that the time-uniform confidence intervals constructed in the previous section can be applied without by regarding \tilde{c}^t as a discrete sequence. This lower bound (4.1) can be viewed as a reduction to the standard two-horse race game, since the lower bound becomes tight if and only if $\tilde{c}_i \in \{0, 1\}$. Albeit the previous approach results in a very easy-to-implement confidence sequence, it turns out that the Jensen gap in (4.1) leads to a loose bound.

A more direct approach for this general case is to compute the mixture wealth without invoking Jensen’s inequality. That is, we will study how to compute the mixture wealth, with a slight abuse of notation,

$$\text{Wealth}_t^\pi(\tilde{c}^t; o_1, o_2) := \int \text{Wealth}_t^b(\tilde{c}^t; o_1, o_2) d\pi(b) \geq \text{Wealth}_0 \tilde{\phi}_t \left(\sum_{i=1}^t \tilde{c}_i; o_1, o_2 \right),$$

where the lower bound is the wealth attained by a mixture portfolio in the previous section. Here, the equality holds if and only if $\tilde{c}^t \in \{0, 1\}^t$. Hereafter, we call $\text{Wealth}_t^\pi(\tilde{c}^t; o_1, o_2)$ the π -mixture wealth, or equivalently, the wealth of the π -mixture portfolio. We remark that Cover [2]’s universal portfolio (UP) is a $\text{Beta}(b; \alpha, \beta)$ -mixture portfolio; note that $\alpha = \beta = \frac{1}{2}$ or $\alpha = \beta = 1$ are typical choices due to the simplicity and the minimax optimality, respectively [2, 4]. Note that a beta distribution is a natural choice for an ease of implementation, since it is a *conjugate* prior of the summand $b^k (1 - b)^{t-k}$, which can be understood as the (unnormalized) binomial distribution.

4.1 A mixture portfolio

We first explore how we can compute a mixture wealth exactly, i.e., without any approximation. While Orabona and Jun [18] alluded to this idea of directly implementing Cover’s UP to compute a confidence sequence, here we explicitly describe the algorithm in a general form with any π -mixture for a reference. We also show that the resulting confidence set of any mixture portfolio is always an interval as desired.³

It turns out that the π -mixture wealth can be computed in $O(t)$ at round t instead of $O(2^t)$ via a dynamic-programming procedure, as shown in the following theorem. This essentially appeared in the discussion on computing the UP by Cover and Ordentlich [4, Section IV]. Here we present a general statement for any mixture portfolio.

³This was left as a loose end in the initial version of [18], but also resolved in a recent revision; see footnote 1.

Theorem 4.1. *For any prior distribution $\pi(b)$ over $(0, 1)$, the $\pi(b)$ -mixture wealth is achievable and can be written as*

$$\text{Wealth}_t^\pi(\tilde{c}^t; o_1, o_2) = \text{Wealth}_0 \sum_{k=0}^t o_1^k o_2^{t-k} \psi_t^\pi(k) \tilde{c}^t(k), \quad (4.2)$$

where we define

$$\begin{aligned} \psi_t^\pi(k) &:= \int_0^1 b^k (1-b)^{t-k} d\pi(b), \\ \tilde{c}^t(k) &:= \sum_{z^t \in \{0,1\}^t: k(z^t)=k} \prod_{i=1}^t \tilde{c}_i^{z_i} (1-\tilde{c}_i)^{1-z_i}, \end{aligned} \quad (4.3)$$

and $k(z^t) := \sum_{i=1}^t z_i$. Furthermore, for each $t \geq 1$, we have

$$\tilde{c}^t(k) = \begin{cases} (1-\tilde{c}_t) \tilde{c}^{t-1}(0) & \text{if } k = 0, \\ \tilde{c}_t \tilde{c}^{t-1}(k-1) + (1-\tilde{c}_t) \tilde{c}^{t-1}(k) & \text{if } k = 1, 2, \dots, t-1 \\ \tilde{c}_t \tilde{c}^{t-1}(t-1) & \text{if } k = t. \end{cases} \quad (4.4)$$

Proof. We first note that we can write the cumulative wealth of any constant bettor b as

$$\text{Wealth}_t^b(\tilde{c}^t; o_1, o_2) = \text{Wealth}_0 \sum_{z^t \in \{0,1\}^t} \prod_{i=1}^t (o_1 \tilde{c}_i b)^{z_i} (o_2 (1-\tilde{c}_i) (1-b))^{1-z_i}, \quad (4.5)$$

where the equality follows from the distributive law. To see (4.2), we first note that continuing from (4.5), we have

$$\text{Wealth}_t^b(\tilde{c}^t; o_1, o_2) = \text{Wealth}_0 \sum_{k=0}^t (o_1 b)^k (o_2 (1-b))^{t-k} \sum_{z^t \in \{0,1\}^t: k(z^t)=k} \prod_{i=1}^t \tilde{c}_i^{z_i} (1-\tilde{c}_i)^{1-z_i}, \quad (4.6)$$

and thus integrating over b with respect to $\pi(b)$ leads to (4.2) by the definition of (3.5). The recursive update equation (4.4) is easy to verify. \square

In the previous section, we used $\pi(b) = \text{Beta}(b; \frac{1}{2}, \frac{1}{2})$, and $\psi_t^\pi(x) = B(x + \frac{1}{2}, t - x + \frac{1}{2}) / B(\frac{1}{2}, \frac{1}{2})$; recall the definition of $\tilde{\phi}_t$ in (3.5). Moreover, if $\tilde{c}^t \in \{0, 1\}^t$, it is easy to check that

$$\sum_{k=0}^t o_1^k o_2^{t-k} \psi_t^\pi(k) \tilde{c}^t(k) = o_1^{\sum_{i=1}^t \tilde{c}_i} o_2^{t - \sum_{i=1}^t \tilde{c}_i} \psi_t^\pi\left(\sum_{i=1}^t \tilde{c}_i\right).$$

This implies that the mixture wealth is equivalent to that of the standard two-horse race, as expected, and thus we can use the simpler two-horse-race-based method for $\{0, 1\}$ -valued processes without invoking the more general algorithm in Theorem 4.1. Note that this observation was not realized in [18].

Another property we remark is that no constant bettor can earn any money from the continuous two-horse race with odds $(\frac{1}{\hat{\mu}_t}, \frac{1}{1-\hat{\mu}_t})$ with any underlying sequence \tilde{c}^t , at any round, *deterministically*. This will be used to guarantee that the resulting confidence set C_t always contains the empirical mean $\hat{\mu}_t$; see the proof of Theorem 4.3(c).

Lemma 4.2. *For $\tilde{c}^t \in [0, 1]^t$, let $\hat{\mu}_t = \frac{1}{t} \sum_{i=1}^t \tilde{c}_i$. For any $b \in [0, 1]$, we have*

$$\text{Wealth}_t^b\left(\tilde{c}^t; \frac{1}{\hat{\mu}_t}, \frac{1}{1-\hat{\mu}_t}\right) \leq \text{Wealth}_0.$$

The wealth process of any mixture portfolio yields a confidence sequence as follows, which turns out to be always in the form of confidence *intervals*, as desired.

Theorem 4.3. *Let $(Y_t)_{t=1}^\infty$ be a $[0, 1]$ -valued sequence such that $\mathbb{E}[Y_t|Y^{t-1}] \equiv \mu$ for some $\mu \in (0, 1)$.*

(a) *For any $\delta \in (0, 1]$, we have*

$$\mathbb{P}\left\{\sup_{t \geq 1} h_t^\pi(\mu; Y^t) \geq \frac{1}{\delta}\right\} \leq \delta,$$

where we define

$$h_t^\pi(m; y^t) := \frac{\text{Wealth}_t^\pi(y^t; \frac{1}{m}, \frac{1}{1-m})}{\text{Wealth}_0} = \sum_{k=0}^t \frac{\psi_t^\pi(k) y^t(k)}{m^k (1-m)^{t-k}}.$$

(b) *The function $m \mapsto h_t^\pi(m; y^t)$ is quasiconvex and thus the set*

$$\tilde{C}_t^\pi(y^t) := \left\{m \in [0, 1]: \sup_{1 \leq i \leq t} h_i^\pi(m; y^i) < \frac{1}{\delta}\right\}$$

is an interval $(\tilde{\mu}_t^{\pi, \text{low}}(y^t; \delta), \tilde{\mu}_t^{\pi, \text{up}}(y^t; \delta)) \subseteq (0, 1)$. Therefore, equivalently, for any $\delta \in (0, 1)$, we have

$$\mathbb{P}\{\exists t \geq 1: \mu \notin (\tilde{\mu}_t^{\pi, \text{low}}(Y^t; \delta), \tilde{\mu}_t^{\pi, \text{up}}(Y^t; \delta))\} \leq \delta.$$

(c) *$\hat{\mu}_t \in \tilde{C}_t^\pi(Y^t)$ with probability 1.*

Proof. The proof of part (a) follows the same line of that of Theorem 3.3, with applying Theorem 4.1. For part (b), note that $m \mapsto m^{-k}(1-m)^{-(t-k)}$ is log-convex for each $k = 0, \dots, t$ by Lemma A.1, a sum of any log-convex functions is also log-convex (Lemma A.2), and so is the function $m \mapsto h_t^\pi(m; y^t)$ as a function of m . Finally, $\hat{\mu}_t \in \tilde{C}_t^\pi(Y^t)$ almost surely readily follows from that $h_t^\pi(\hat{\mu}_t; y^t) \leq 1 \leq \frac{1}{\delta}$ by Lemma 4.2. \square

The last property (c) will be proven useful for a lower-bound approach in the next section.

Similar to Theorem 3.3, we can apply the Newton–Raphson iteration or the bisection method to numerically compute the confidence intervals. At each round t , however, it takes $O(Mt)$ time complexity if M is the maximum number of iterations in a numerical root-finding method, since evaluating $h_t^\pi(\mu; y^t)$ for a given μ takes $\Theta(t)$. As a result, to process a sequence of length T , it takes a quadratic complexity $O(T^2)$.

Remark 4.4. As alluded to earlier, Orabona and Jun [18] proposed to use the wealth process of Cover’s UP which is the Beta($\frac{1}{2}, \frac{1}{2}$)-mixture portfolio, but they considered a tight lower bound based on a regret analysis. They first noted that, for any $b \in [0, 1]$,

$$\frac{\text{Wealth}_t^{\text{UP}}(\tilde{c}^t; \frac{1}{m}, \frac{1}{1-m})}{\text{Wealth}_t^b(\tilde{c}^t)} \geq \min_{x \in [0, t]} \frac{\tilde{q}_t^{\text{KT}}(x)}{\tilde{q}_t^b(x)},$$

where $\tilde{q}_t^b(x) := b^x(1-b)^{t-x}$ and $\tilde{q}_t^{\text{KT}}(x)$ is defined in (3.7). They then considered the following lower bound

$$\begin{aligned} \text{Wealth}_t^{\text{UP}}\left(\tilde{c}^t; \frac{1}{m}, \frac{1}{1-m}\right) &\geq \max_{b \in [0, 1]} \text{Wealth}_t^b\left(\tilde{c}^t; \frac{1}{m}, \frac{1}{1-m}\right) \min_{x \in [0, t]} \frac{\tilde{q}_t^{\text{KT}}(x)}{\tilde{q}_t^b(x)} \\ &\geq \text{Wealth}_t^{b^*(\tilde{c}^t)}\left(\tilde{c}^t; \frac{1}{m}, \frac{1}{1-m}\right) \min_{x \in [0, t]} \frac{\tilde{q}_t^{\text{KT}}(x)}{\tilde{q}_t^{b^*(\tilde{c}^t)}(x)}, \end{aligned} \quad (4.7)$$

where $b^*(\tilde{c}^t) := \arg \max_{b \in [0, 1]} \text{Wealth}_t^b(\tilde{c}^t)$. The second term of (4.7) can be bounded by an explicit regret expression (see [18, Theorem 5]), and thus, in principle, solving the maximization problem leads to a confidence sequence. Since, however, the lower bound is not a quasiconvex function as a function of m , Orabona and Jun [18] came up with an algorithm, dubbed as PRECiSE, that numerically computes the intervals based on

the final lower bound (4.7). While this algorithm gives empirically tighter intervals for small-sample regime and comparable performance in a long run compared to the existing methods of Howard et al. [12], the algorithm and analysis are rather complicated by nature. Moreover, the PRECiSE algorithm still suffers the same per-round time complexity $O(t)$ of Cover's UP, since when computing $b^*(\tilde{c}^t)$, maximizing $\text{Wealth}_t^b(\tilde{c}^t)$ necessitates to evaluate the function which has t summands.

4.2 A mixture of lower bounds

Thus motivated, we now propose a straightforward and computationally efficient alternative to a mixture portfolio in this section, based on a new tight lower bound to the wealth of a constant bettor. The key idea is to compute a mixture of tight lower-bounds on the wealth of constant bettors, instead of computing a mixture of the wealth itself. It is still a valid approach for constructing a confidence sequence as PRECiSE is, since we can always use a *deterministic* lower bound on the wealth process in (2.2), as it only results in a larger (and thus worse) confidence set.

4.2.1 A new lower bound

We start with a generalization of [30, Lemma 1], which is subsumed by the case with $n = 1$ in the following. The lemma below provides a way to approximate a logarithmic function from below with polynomial functions.

Lemma 4.5. *For any $n \in \mathbb{N}$ and $m \in (0, 1)$, we have*

$$\begin{aligned} & \log\left(b\frac{y}{m} + (1-b)\frac{1-y}{1-m}\right) \\ & \geq \begin{cases} \sum_{k=1}^{2n-1} \frac{1}{k} \left(1 - \frac{1-b}{1-m}\right)^k \left\{ \left(1 - \frac{y}{m}\right)^{2n} - \left(1 - \frac{y}{m}\right)^k \right\} + \left(1 - \frac{y}{m}\right)^{2n} \log \frac{1-b}{1-m} & \text{if } b \in [m, 1), y \geq 0, \\ \sum_{k=1}^{2n-1} \frac{1}{k} \left(1 - \frac{b}{m}\right)^k \left\{ \left(1 - \frac{1-y}{1-m}\right)^{2n} - \left(1 - \frac{1-y}{1-m}\right)^k \right\} + \left(1 - \frac{1-y}{1-m}\right)^{2n} \log \frac{b}{m} & \text{if } b \in (0, m], y \leq 1. \end{cases} \end{aligned}$$

The form of the lower bound leads us to defining an exponential-family distribution $p_n(x; \boldsymbol{\rho}, \eta)$ over $x \in (0, 1)$ with parameters $\boldsymbol{\rho} \in \mathbb{R}^{2n-1}$ and $\eta \geq 0$ as

$$\begin{aligned} p_n(x; \boldsymbol{\rho}, \eta) &:= \frac{\phi_n(x; \boldsymbol{\rho}, \eta)}{Z_n(\boldsymbol{\rho}, \eta)}, \\ \log \phi_n(x; \boldsymbol{\rho}, \eta) &:= \sum_{k=1}^{2n-1} \frac{(1-x)^k}{k} \rho_k + \eta \log x, \end{aligned}$$

where

$$Z_n(\boldsymbol{\rho}, \eta) := \int_0^1 \phi_n(x; \boldsymbol{\rho}, \eta) dx$$

is the normalization constant. Note that if $\rho_1 = \dots = \rho_{2n-1} = \eta = 0$, it becomes a uniform distribution over $[0, 1]$. Further, for $n = 1$, if $\rho_1 \geq 0$, we can write

$$Z_1(\rho_1, \eta) = e^{\rho_1} \rho_1^{-\eta-1} \gamma(\eta + 1, \rho_1), \quad (4.8)$$

where $\gamma(s, x) := \int_0^x t^{s-1} e^{-t} dt$ for $s > 0$ denotes the lower incomplete gamma function.

With these definitions, the lower bound in Lemma 4.5 can be rewritten as

$$b\frac{y}{m} + \bar{b}\frac{\bar{y}}{\bar{m}} \geq \begin{cases} \phi_n\left(\frac{\bar{b}}{\bar{m}}; \left(\left(1 - \frac{y}{m}\right)^{2n} - \left(1 - \frac{y}{m}\right)^k\right)_{k=1}^{2n-1}, \left(1 - \frac{y}{m}\right)^{2n}\right) & \text{if } b \in [m, 1), y \geq 0, \\ \phi_n\left(\frac{b}{m}; \left(\left(1 - \frac{\bar{y}}{\bar{m}}\right)^{2n} - \left(1 - \frac{\bar{y}}{\bar{m}}\right)^k\right)_{k=1}^{2n-1}, \left(1 - \frac{\bar{y}}{\bar{m}}\right)^{2n}\right) & \text{if } b \in (0, m], y \leq 1. \end{cases}$$

Hereafter, we use the bar notation $\bar{x} := 1 - x$ for any $x \in [0, 1]$. Since it is easy to check

$$\phi_n(x; \boldsymbol{\rho}, \eta) \phi_n(x; \boldsymbol{\rho}_0, \eta_0) = \phi_n(x; \boldsymbol{\rho} + \boldsymbol{\rho}_0, \eta + \eta_0) \quad (4.9)$$

by definition, we obtain the following lower bound to the cumulative wealth of a constant bettor.

Lemma 4.6. *For any $n \in \mathbb{N}$, $m \in (0, 1)$, $b \in [0, 1]$, and $y^t \in [0, 1]^t$, we have*

$$\frac{\text{Wealth}_t^b(y^t; \frac{1}{m}, \frac{1}{1-m})}{\text{Wealth}_0} \geq \phi_n\left(\frac{\bar{b}}{\bar{m}}; \boldsymbol{\rho}_n(y^t; m), \eta_n(y^t; m)\right) \mathbb{1}_{(m,1)}(b) + \phi_n\left(\frac{b}{m}; \boldsymbol{\rho}_n(\bar{y}^t; \bar{m}), \eta_n(\bar{y}^t; \bar{m})\right) \mathbb{1}_{(0,m]}(b),$$

where we define $\bar{y}^t := (1 - y_i)_{i=1}^t$,

$$\begin{aligned} (\boldsymbol{\rho}_n(y^t; m))_k &:= \sum_{i=1}^t \left\{ \left(1 - \frac{y_i}{m}\right)^{2n} - \left(1 - \frac{y_i}{m}\right)^k \right\} \quad \text{for } k = 1, \dots, 2n-1, \quad \text{and} \\ \eta_n(y^t; m) &:= \sum_{i=1}^t \left(1 - \frac{y_i}{m}\right)^{2n}. \end{aligned}$$

We remark that $\boldsymbol{\rho}_n(y^t; m)$ and $\eta_n(y^t; m)$ can be updated *sequentially* without storing the entire history y^t . To see this, define $s_j(y^t) := \sum_{i=1}^t y_i^j$ for $y^t \in [0, 1]^t$. We can then rewrite the above expressions as

$$\begin{aligned} (\boldsymbol{\rho}_n(y^t; m))_k &= \sum_{j=0}^{2n} \binom{2n}{j} \frac{s_j(y^t)}{(-m)^j} - \sum_{j=0}^k \binom{k}{j} \frac{s_j(y^t)}{(-m)^j} \quad \text{for } k = 1, \dots, 2n-1, \quad \text{and} \\ \eta_n(y^t; m) &= \sum_{j=0}^{2n} \binom{2n}{j} \frac{s_j(y^t)}{(-m)^j}. \end{aligned}$$

4.2.2 A mixture of lower bounds

For $\boldsymbol{\rho}_0^{(1)} \in \mathbb{R}^{2n-1}$, $\eta_0^{(1)} \in \mathbb{R}$, $\boldsymbol{\rho}_0^{(2)} \in \mathbb{R}^{2n-1}$, $\eta_0^{(2)} \in \mathbb{R}$, we now define a *conjugate prior* over $b \in [0, 1]$ that corresponds to the lower bound defined in Lemma 4.6 as

$$\pi_m^{(n)}(b; \boldsymbol{\rho}_0^{(1)}, \eta_0^{(1)}, \boldsymbol{\rho}_0^{(2)}, \eta_0^{(2)}) := \frac{\phi_n(\frac{\bar{b}}{\bar{m}}; \boldsymbol{\rho}_0^{(1)}, \eta_0^{(1)}) \mathbb{1}_{(m,1)}(b) + \phi_n(\frac{b}{m}; \boldsymbol{\rho}_0^{(2)}, \eta_0^{(2)}) \mathbb{1}_{(0,m]}(b)}{\bar{m} Z_n(\boldsymbol{\rho}_0^{(1)}, \eta_0^{(1)}) + m Z_n(\boldsymbol{\rho}_0^{(2)}, \eta_0^{(2)})}. \quad (4.10)$$

We will use this prior distribution to compute a mixture from the lower bound that is computationally tractable, and it is of a different shape compared to the beta prior of Cover's UP in general. In particular, however, if we set $\boldsymbol{\rho}_0^{(i)} = 0$, $\eta_0^{(i)} = 0$ for each $i = 1, 2$, then the prior $\pi_m^{(n)}(b)$ boils down the uniform distribution over $[0, 1]$ for any $m \in [0, 1]$, and the resulting mixture wealth lower bound can be viewed as a lower bound to Cover's UP with the uniform prior (i.e., $B(1, 1)$ prior).

Theorem 4.7. *Let $n \geq 1$ and $m \in (0, 1)$. If $\pi(b) = \pi_m^{(n)}(b; \boldsymbol{\rho}_0^{(1)}, \eta_0^{(1)}, \boldsymbol{\rho}_0^{(2)}, \eta_0^{(2)})$, for any $y^t \in [0, 1]^t$, we have*

$$\frac{\text{Wealth}_t^\pi(y^t; \frac{1}{m}, \frac{1}{1-m})}{\text{Wealth}_0} \geq \check{h}_t^{(n)}(m; y^t; \boldsymbol{\rho}_0^{(1)}, \eta_0^{(1)}, \boldsymbol{\rho}_0^{(2)}, \eta_0^{(2)}),$$

where we define

$$\begin{aligned} &\check{h}_t^{(n)}(m; y^t; \boldsymbol{\rho}_0^{(1)}, \eta_0^{(1)}, \boldsymbol{\rho}_0^{(2)}, \eta_0^{(2)}) \\ &:= \frac{\bar{m} Z_n(\boldsymbol{\rho}_n(y^t; m) + \boldsymbol{\rho}_0^{(1)}, \eta_n(y^t; m) + \eta_0^{(1)}) + m Z_n(\boldsymbol{\rho}_n(\bar{y}^t; \bar{m}) + \boldsymbol{\rho}_0^{(2)}, \eta_n(\bar{y}^t; \bar{m}) + \eta_0^{(2)})}{\bar{m} Z_n(\boldsymbol{\rho}_0^{(1)}, \eta_0^{(1)}) + m Z_n(\boldsymbol{\rho}_0^{(2)}, \eta_0^{(2)})}. \end{aligned} \quad (4.11)$$

Proof. By the aforementioned property (4.9), the lower bound readily follows from the definition of the prior (4.10) and the lower bound of Lemma 4.6. \square

The wealth lower bound can be viewed as a discrete mixture, which is called a *hedged* betting in [30], over two continuous mixture wealth processes. Here, the first term $Z_n(\boldsymbol{\rho}_n(y^t; m), \eta_n(y^t; m))$ corresponds to the mixture of constant bettors $b \in [m, 1)$ and the second term corresponds to $b \in (0, m]$, and they are weighted by $(1 - m)$ and m , respectively.

We remark that to compute the lower bound of Theorem 4.7 for any value of $m \in (0, 1)$, it suffices to keep track of the (unnormalized) empirical moments $(s_j(y^t))_{j=0}^{2n}$. This is in sharp contrast to Cover's UP (as shown in Theorem 4.1) and PRECiSE of [18], which require to store the entire history Y^t and $O(t)$ -time complexity at round t .

We now state the resulting confidence sequence from this lower bound approach, which is our main technical result. An intriguing property is that since any mixture wealth process has an interval guarantee (Theorem 4.3), the lower-bound approach can be easily made to inherit it, by choosing the largest interval that contains the empirical mean.

Corollary 4.8. *Let $(Y_t)_{t=1}^\infty$ be a $[0, 1]$ -valued sequence such that $\mathbb{E}[Y_t | Y^{t-1}] \equiv \mu$ for some $\mu \in (0, 1)$. Let $(\check{\mu}_t^{\text{low}}(y^t; \delta), \check{\mu}_t^{\text{up}}(y^t; \delta))$ be the largest interval such that*

$$\hat{\mu}_t \in (\check{\mu}_t^{\text{low}}(y^t; \delta), \check{\mu}_t^{\text{up}}(y^t; \delta)) \subseteq \left\{ m \in (0, 1) : \check{h}_t^{(n)}(m; y^t; \boldsymbol{\rho}_0^{(1)}, \eta_0^{(1)}, \boldsymbol{\rho}_0^{(2)}, \eta_0^{(2)}) < \frac{1}{\delta} \right\}, \quad (4.12)$$

where $\hat{\mu}_t := \frac{1}{t} \sum_{i=1}^t y_i$ denotes the empirical mean. Then, for any $\delta \in (0, 1]$, we have

$$\mathbb{P}\{\exists t \geq 1 : \mu \notin (\check{\mu}_t^{\text{low}}(Y^t; \delta), \check{\mu}_t^{\text{up}}(Y^t; \delta))\} \leq \delta.$$

Proof. Since the lower bound lower-bounds the mixture wealth and the mixture wealth always guarantees a sublevel set to be an interval, we can guarantee that the sublevel set defined by the lower bound always subsume the confidence set $\tilde{C}_t^\pi(y^t)$ induced by the mixture wealth. Further, $\hat{\mu}_t \in \tilde{C}_t^\pi(y^t)$ by Theorem 4.3(c), $(\check{\mu}_t^{\text{low}}(y^t; \delta), \check{\mu}_t^{\text{up}}(y^t; \delta))$ satisfying (4.12) must be a valid uniform confidence interval (at level $1 - \delta$). \square

A reasonable choice of the hyperparameters for the prior is all-zero, i.e., $\boldsymbol{\rho}_0^{(i)} = 0, \eta_0^{(i)} = 0$ for each $i = 1, 2$. We call the resulting confidence sequence construction the *lower-bound universal portfolio approach with order n* , or LBUP(n) in short. In Section 6, we plot the evolution of the wealth processes of UP and LBUP with simulated datasets, to illustrate the power of the lower-bounds approach; see Figure 1.

Remark 4.9 (An approximation–computation trade off in the approximation order). The lower bound (4.11) with the parameter $n \geq 1$ can be understood as an approximation using empirical moments $(s_j(y^t))_{j=1}^{2n}$. Indeed, this bound becomes monotonically tighter as n increases as empirically illustrated in Figure 1. Although we conjecture that the monotonicity holds in general, we do not have a formal proof yet. Note, however, that there exists a downside for using a large n in practice. To implement the wealth lower bound in Theorem 4.7, we need to compute the normalization constant $Z_n(\boldsymbol{\rho}, \eta)$, which is of the form

$$\int_0^1 x^\eta \exp\left(\sum_{k=0}^{2n-1} a_k x^k\right) dx.$$

In general, there is no closed-form expression for this kind of integrals except the special case of $n = 1$ with $\rho_1 \geq 0$; see (4.8). It is thus necessitated to rely on numerical integration methods⁴, but a higher-order n may lead to numerical instability (especially for $m \approx 0$ and $m \approx 1$) and longer time to compute the integral. We empirically found that $n = 3$ already closely approximates the performance of Cover's UP while giving a decent improvement to $n = 1$ or 2, and using a larger order usually provides only marginal gain.

⁴In the experiments, we used the `scipy.integration.quad` method of the python package `scipy` [28].

4.2.3 A hybrid approach for the best of both worlds

On the one hand, while the UP approach becomes time-consuming as a sequence gets longer, it demonstrates a great empirical performance especially for a small-sample regime. On the other hand, the LBUP approach performs almost identically to the UP approach with only constant per-round complexity, but it requires some burn-in samples to be tight enough as a lower bound as shown in Figure 1.

To achieve the best of the both worlds, we can hybrid the UP and LBUP approaches: namely, we run the UP for an initial few rounds, then we run to the suboptimal lower-bound UP afterwards. Formally, after $t \geq t_{\text{UP}}$, if we use the prior

$$\pi_m^{(n)}(b; \rho_n(y^{t_{\text{UP}}}; m), \eta_n(y^{t_{\text{UP}}}; m), \rho_n(\bar{y}^{t_{\text{UP}}}; \bar{m}), \eta_n(\bar{y}^{t_{\text{UP}}}; \bar{m})),$$

which is a natural choice of the prior determined by the first part of the sequence $y^{t_{\text{UP}}}$, this hybrid method relies on the following wealth lower bound:

$$\text{Wealth}_{t_{\text{UP}}}^{\text{UP}}\left(y^{t_{\text{UP}}}; \frac{1}{m}, \frac{1}{1-m}\right) \times \frac{\bar{m}Z_n(\rho_n(y^t; m), \eta_n(y^t; m)) + mZ_n(\rho_n(\bar{y}^t; \bar{m}), \eta_n(\bar{y}^t; \bar{m}))}{\bar{m}Z_n(\rho_n(y^{t_{\text{UP}}}; m), \eta_n(y^{t_{\text{UP}}}; m)) + mZ_n(\rho_n(\bar{y}^{t_{\text{UP}}}; \bar{m}), \eta_n(\bar{y}^{t_{\text{UP}}}; \bar{m}))}. \quad (4.13)$$

We empirically demonstrate the effectiveness of this hybrid approach in Section 6.

5 Related work

Historically, Darling and Robbins [5] first introduced the notion of confidence sequence, and the idea was further studied by Hoeffding [11] and Lai [15]. A recent line of work such as [12, 13, 18, 21, 30] has brought this idea back to researcher’s attention. Note that the concept of confidence sequences has a close connection to “safe testing” [8]. The idea of gambling for confidence sequences (or equivalently, time-uniform concentration inequalities) can be found in several different areas. Shafer and Vovk have advocated to use the idea of gambling to establish a game-theoretic theory of probability [24, 25]. Building upon the gambling approach, Shafer [23] proposed to test by betting. Hendriks [10] first pioneered the idea of using betting algorithms and numerically inverting the wealth processes into confidence intervals. Jun and Orabona [13] explored a similar idea, proposed to use the notion of *regret*, and constructed a time-uniform concentration inequality that achieves the law of iterated logarithm for sub-Gaussian random vectors in Banach spaces. Waudby-Smith and Ramdas [30] further investigated the idea of gambling for confidence sequences, and analyzed several heuristic betting algorithms. Orabona and Jun [18] recently examined the idea of Cover [2]’s universal portfolio and its regret analysis to construct tight confidence sequences based on a numerical method. For the detailed literature survey on the idea of gambling for confidence sequences, we refer an interested reader to [30, Appendix D] and [18, Section 2], and references therein.

Waudby-Smith and Ramdas [29] studied the problem of estimating the mean of a set of deterministic numbers via random sampling without replacement. As illustrated by Waudby-Smith and Ramdas [30], any construction of a confidence sequence under the current problem setting (including thus the UP and LBUP algorithms) can be easily converted into a confidence sequence for the sampling without replacement problem.

Orabona and Jun [18] and their algorithm PRECiSE based on the regret analysis were inspired by the thought-provoking paper of Rakhlin and Sridharan [20], who showed an essential equivalence between the regret guarantee of certain online learning algorithms and concentration inequalities. In contrast to such a regret-based approach, the current paper illustrates that a sharp concentration can be obtained directly via a deterministic lower bound of supermartingales, without invoking the notion of regret. We acknowledge, however, that a regret analysis might be essential to analyze the resulting concentration inequality in a closed form, as was done in [18].

The lower-bound approach we propose in this paper is similar in its spirit to the “lower bound on the wealth (LBOW)” approach of Waudby-Smith and Ramdas [30], in the sense that we rely on a lower bound of the wealth in Lemma 4.5. The idea of the conjugate prior is also common in the literature, including the beta prior of Cover [2] and a more recent example in [12]. A subtle difference in our approach is that we directly take a mixture over a lower bound with respect to a conjugate prior tailored to the bound, rather than aiming to maximize the lower bound with a heuristic approximation as done in [30].

As noted in footnote 1, a recent arXiv revision of [18] as of this writing proposed a computationally efficient version of the PRECiSE algorithm. They used a similar idea of lower bounding the multiplicative wealth by an inequality of Fan et al. [6]. The difference in our work is twofold. First, we rely on Lemma 4.5, which is a higher-order-moments generalization of the lower bound; see Appendix A.2. In the next section, we also empirically show that the LBUP algorithm with $n > 1$ clearly improves LBUP with $n = 1$, which corresponds to the technique of Fan et al. [6] and thus Orabona and Jun [18]. Second, rather than maximizing over the betting $b \in [0, 1]$ and invoking the regret bound, we take a mixture over the lower bound as if it were the target wealth process. While conceptually being simpler in the sense that it does not invoke a regret bound, the downside of our mixture approach is the computational bottleneck in the numerical integration step; see Remark 4.9. We finally remark that a mix-and-match approach of our higher-order-moments bound (Lemma 4.5) and the regret approach [18] is natural; however, we note that maximization of the lower bound over b in Lemma 4.6 may not admit a closed-form expression for $n > 1$, which necessitates to invoke a numerical optimization. We do not pursue this direction in the current paper.

The topic of universal portfolio selection is a classical topic in information theory that has been studied for more than three decades, and has been established to have intimate connections to problems like data compression and sequential prediction. An interested reader is referred to [3] and the references therein for a detailed treatment of these topics and their interconnections: Chapter 6 explores the horse-race formalism as well as establishes connections between betting on horse races and data compression; Chapters 11 and 13 discuss universal compression and connections to prediction and hypothesis testing; Chapter 14 investigates the closely allied concept of Kolmogorov complexity and the minimum description length (MDL) principle (see also [9] and [7] for a detailed treatise on the MDL principle); and Chapter 16 delves into portfolio selection and the UP method. Universal portfolio selection still remains a widely studied topic because a method that simultaneously achieves low regret and low time complexity has been elusive—see [16, 17, 26, 31] and the references within for recent work in this direction.

6 Experiments

We implemented the algorithms studied in this paper in Python and SciPy [28]. The code is publicly available at <https://github.com/jongharyu/confidence-sequence-via-gambling>.

6.1 Evolution of wealth processes

To illustrate the tightness of the proposed lower bounds, in Figure 1, we visualize the evolution of the wealth processes of the horse-race-based (Theorem 3.3), which we abbreviate it as HR, UP (Theorem 4.1, with the uniform prior), and LBUP (Corollary 4.8, with the uniform prior) confidence sequences, varying the parameter $m \in (0, 1)$ for $t \in \{1, 5, 10, 50, 100, 500\}$. We used single realizations of i.i.d. processes under Bern(0.25), Beta(1,3), and Beta(10,30) distributions. Note that these distributions share the common mean $\mu = 0.25$, while the variances are decreasing in the order $(\frac{3}{16}, \frac{3}{80}, \text{ and } \frac{3}{656})$.

In all the cases, UP is supposed to achieve the highest wealth. For the Bern(0.25) process in (a), the HR and UP confidence sequences are equivalent, as pointed out earlier. For the beta distributions (b) and (c), UP accumulates significantly larger wealth than HR, and the suboptimality gap gets larger as the variance

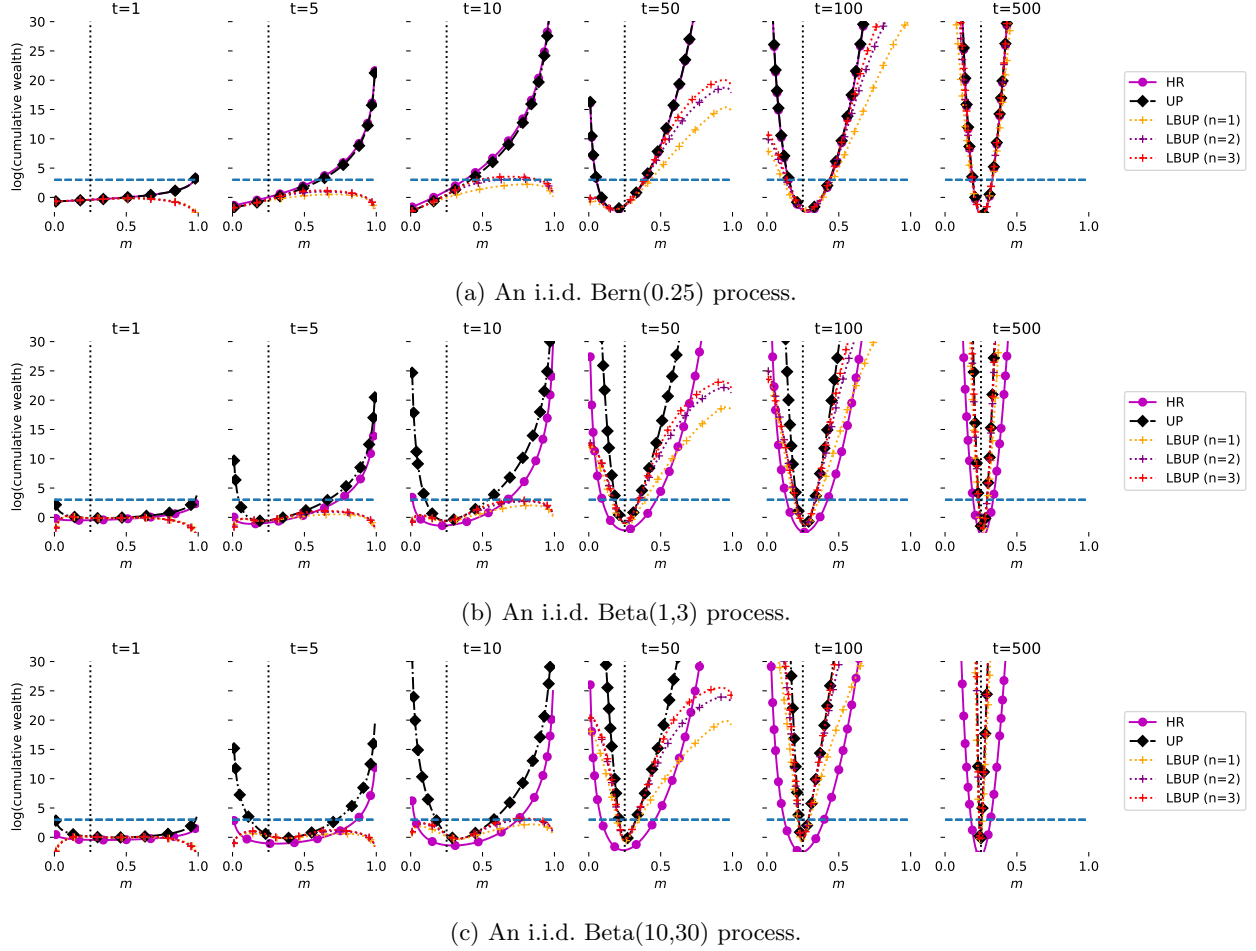


Figure 1: The evolution of the wealth processes with respect to single realizations of i.i.d. Bern(0.25), Beta(1,3), and Beta(10,30) processes. Note that the true mean parameter μ is 0.25 for all three cases and is indicated by the vertical lines, while the variances are decreasing in the displayed order. HR and UP correspond to the two-horse-race-based algorithm and the UP-based algorithm, respectively. The x -axis corresponds to the parameter m , and the y -axis indicates the logarithmic cumulative wealth of each strategy for the game with a corresponding parameter m . The horizontal lines indicate an example threshold $\ln \frac{1}{0.05} \approx 2.996$ for $\delta = 0.05$.

decreases, which is expected by the Jensen gap in (4.1). We also remark that the UP and HR wealth are always log-convex, as stated in Theorems 3.3 and 4.3.

As shown in the graph, the LBUP wealth tightly lower bounds the UP wealth. We observe that the gap becomes smaller as the round goes on, and using a larger order n consistently improves the approximation, by a significant level especially in earlier stages. Moreover, the lower bound is particularly tight around the true mean and the typical threshold level $\ln \frac{1}{\delta} < 5$,⁵ and thus can be used to construct a tight outer bound of the UP confidence sequence.

6.2 Confidence sequences

We also visualized the confidence sequences of the algorithms studied in this paper and PRECiSE in Figures 2 and 3.⁶ Similar to the experiment settings in [18], and [30] in turn, we considered i.i.d. processes under Bern(0.5), Beta(1,1), Beta(10,10) (in Figure 2), Bern(0.25), Beta(1,3), and Beta(10,30) (in Figure 3) distributions. Here, CB is a naive method based on an alternative odds vector construction $\mathbf{x}_t \leftarrow [1 - Y_t + m, 1 + Y_t - m]$, which can be viewed as running the continuous coin betting; cf. (2.1) and see Table 1. We include this simple baseline to highlight the effect of the form of gambling in constructing confidence sequences. We used the uniform prior for the UP and the UP component in the hybrid algorithms, and used $t_{\text{UP}} = 50$ for the hybrid algorithm (4.13).

In all the cases, UP achieves the tightest confidence sequences as expected, as the others are based on lower bounds to UP. While the HR algorithm is equivalent to UP for discrete sequences, it becomes loose as the variance decreases in (b) and (c). Although the LBUP methods give vacuous bounds in the small sample regimes (~ 10 samples), but quickly approach to the behavior of UP as t increases; this was also observed in Figure 1.

In the second column, we plot the behavior of the confidence sequences at a finer scale, by showing the size of confidence sequences relative to that of UP. We can see that LBUP with $n = 1$ performs similar to PRECiSE at a large sample regime, and a clear improvement of LBUP with $n = 2, 3$ over them.

We also note that the hybrid method (labeled with HybridUP) can achieve both advantages of UP and LBUP, i.e., good small-sample behavior and linear time complexity, as advocated. The last column presents the elapsed time of each algorithm. We remark that CB (data not shown), HR, LBUP, and HybridUP methods takes approximately $O(t^{\sim 0.8})$ time complexity, while UP and PRECiSE suffer $O(t^{\sim 1.4})$ complexity; note that the slopes of the lines correspond to the exponents in the log-log plot.

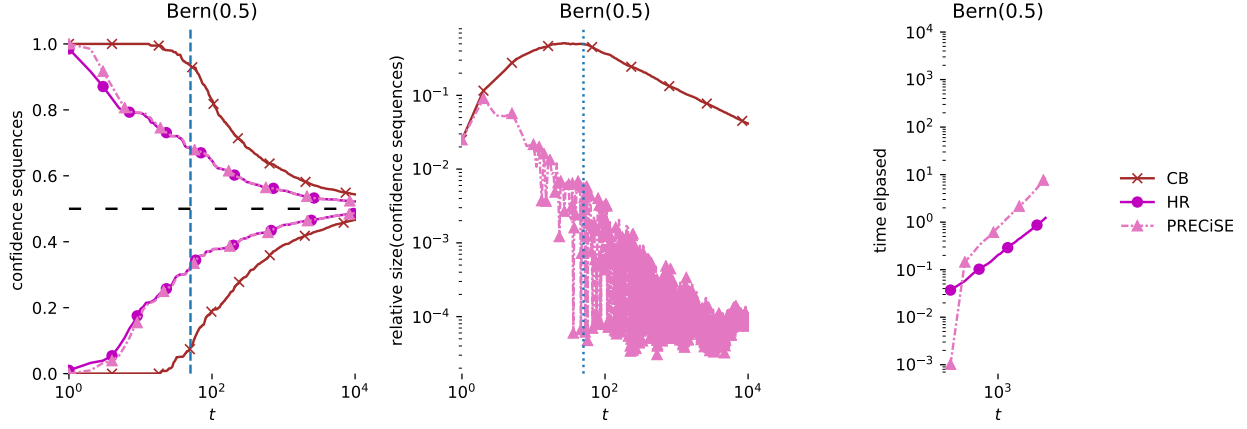
7 Concluding remarks

In this paper, we established the properties of a class of universal-gambling-based algorithms for constructing confidence sequences, and also proposed a new algorithm which closely emulates the performance of the universal-portfolio-based method, with less time complexity. Our argument is based on interpreting the existing gambling formalism as a (continuous) two-horse race. We believe that this perspective is conceptually simpler and more intuitive, and thus allows the research community to translate and connect the results from information theory.

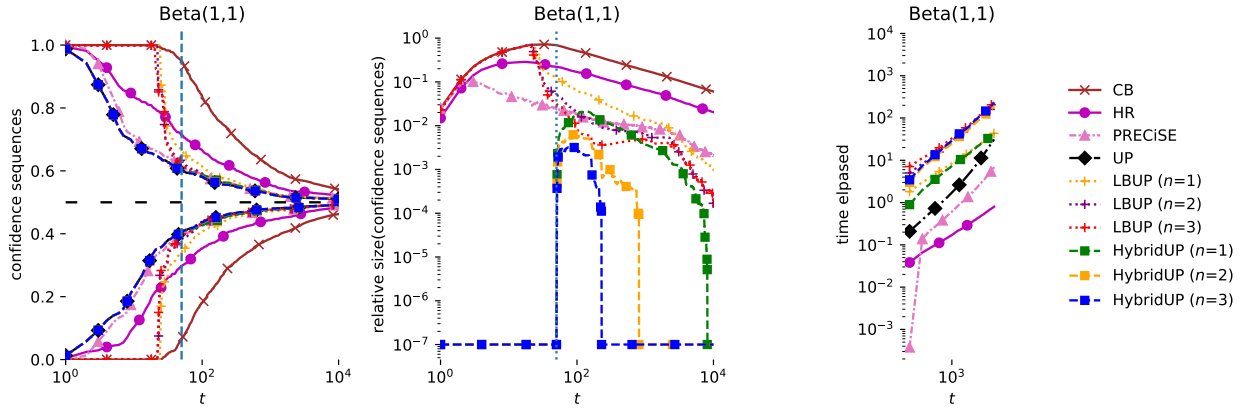
One caveat in our experiments is that, as shown in the last columns of Figures 2 and 3, the UP method takes less time up to about lengths 10^5 in the current implementation, even though the LBUP and HybridUP methods incurs only linear complexity in principle. (Note also that the elapsed time for UP and PRECiSE are comparable.) The computational bottleneck is in the numerical integration to compute the wealth lower

⁵Note that $\ln \frac{1}{0.05} \approx 3$ and $\ln \frac{1}{0.01} \approx 4.6$.

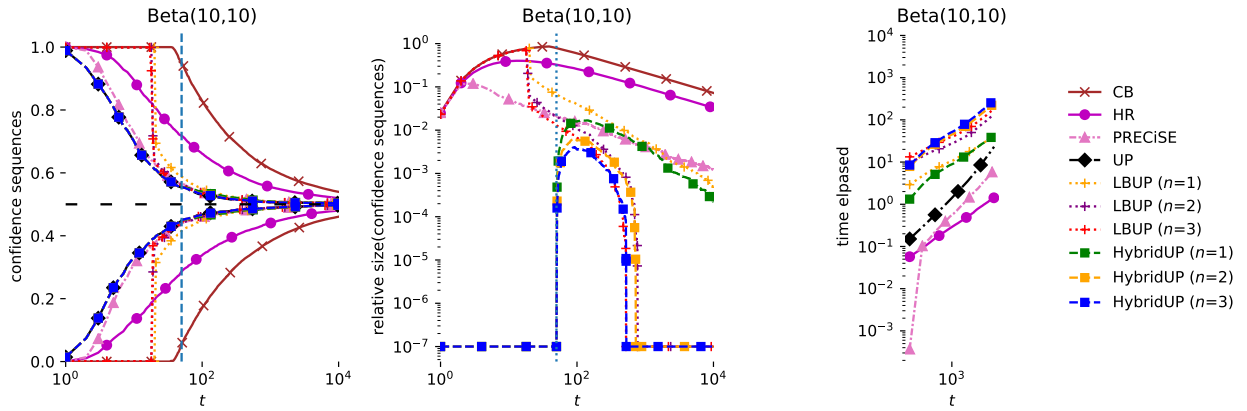
⁶We do not compare with the methods of Waudby-Smith and Ramdas [30], since our main focus is on developing an efficient, yet tight approximation of UP; instead, we refer an interested reader to the experiments of [18].



(a) With i.i.d. Bern(0.5) processes.

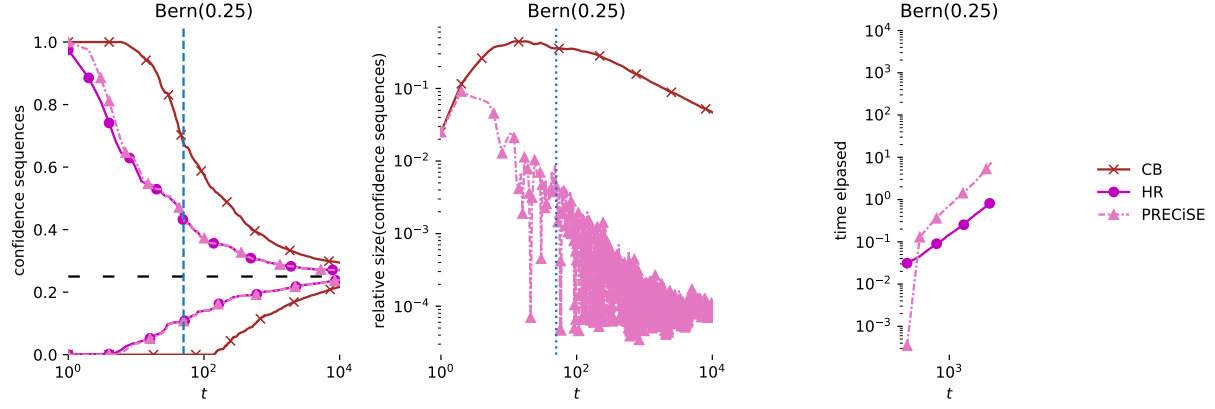


(b) With i.i.d. Beta(1,1) processes.

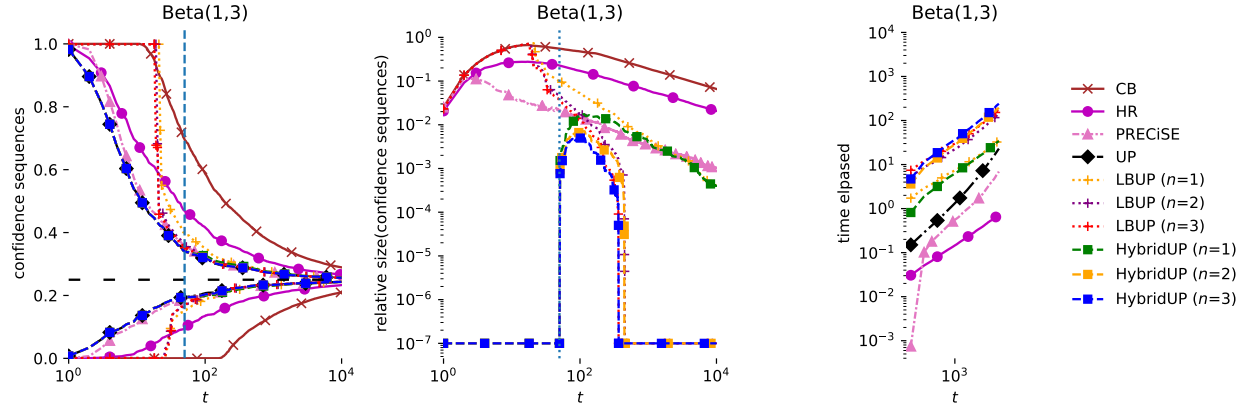


(c) With i.i.d. Beta(10,10) processes.

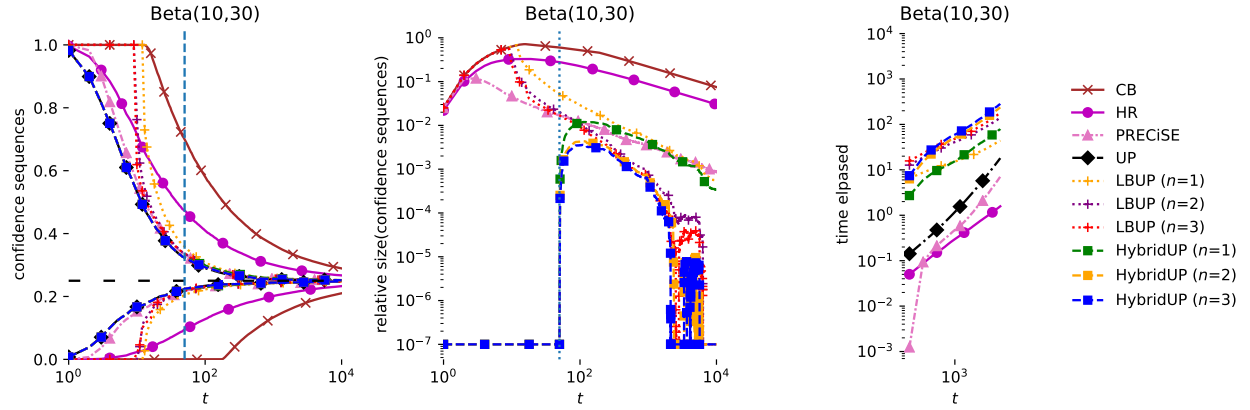
Figure 2: Examples of confidence sequences with respect to i.i.d. Bern(0.5), Beta(1,1), and Beta(10,10) processes at level 0.95. For each distribution, shown here are the averages of five independent runs. The first column plots the confidence sequences. The second column plots the gap of the size of the confidence sequences from that of UP in log scale, where we took maximums of the differences and 10^{-7} for visualization. The last column shows the elapsed time for each algorithm. The dotted vertical lines in the first two columns indicate $t_{\text{up}} = 50$ used in the hybrid algorithm.



(a) With i.i.d. Bern(0.25) processes.



(b) With i.i.d. Beta(1,3) processes.



(c) With i.i.d. Beta(10,30) processes.

Figure 3: Examples of confidence sequences with respect to i.i.d. Bern(0.25), Beta(1,3), and Beta(10,30) processes at level 0.95. See the caption of Figure 2 for the details.

bound (4.11), as noted in Remark 4.9. We expect that a specially designed numerical method for the specific integral of our interest may reduce the time complexity and lead to a faster-than-UP implementation.

An intriguing question is whether one can generalize the argument of this paper to construct a confidence sequence for high-dimensional random vectors. We leave this as a future research direction.

Acknowledgements

The authors appreciate F. Orabona and K.-S. Jun for providing their MATLAB implementation of PRECiSE and constructive comments on an earlier version of this manuscript. The authors also are grateful to Young-Han Kim for his comments on an earlier draft and his support in this research. This work was supported in part by the National Science Foundation under Grant CCF-1911238.

A Technical lemmas

A.1 Convexity

Lemma A.1. *The function $m \mapsto m^{-x}(1-m)^{-(t-x)}$ is log-convex for any $t \geq 1$ and any $x \in [0, t]$.*

Proof. Both $m \mapsto -\log m$ and $m \mapsto -\log(1-m)$ are convex, so is their convex combination. \square

Lemma A.2. *If f and g are log-convex, then so is $f + g$.*

Proof. Let $f, g: \mathcal{X} \rightarrow \mathbb{R}_{>0}$, and pick any $x, y \in \mathcal{X}$. For any $\lambda \in (0, 1)$, we have

$$\begin{aligned} (f(x) + g(x))^\lambda (f(y) + g(y))^{1-\lambda} &\stackrel{(a)}{\geq} f(x)^\lambda f(y)^{1-\lambda} + g(x)^\lambda g(y)^{1-\lambda} \\ &\stackrel{(b)}{\geq} f(\lambda x + (1-\lambda)y) + g(\lambda x + (1-\lambda)y). \end{aligned}$$

Here, (a) follows from Hölder's inequality and (b) follows from the log-convexity of f and g . \square

A.2 New lower bounds on the logarithmic function

The following lemma is a higher-order generalization of the proof technique of [6, Lemma 4.1].

Lemma A.3. *For an integer $\ell \geq 1$, if we define*

$$f_\ell(t) := \begin{cases} \left(\log(1+t) - \sum_{k=1}^{\ell-1} (-1)^{k+1} \frac{t^k}{k} \right) / \left((-1)^\ell \frac{t^\ell}{\ell} \right) & \text{if } t > -1 \text{ and } t \neq 0, \\ -1 & \text{if } t = 0, \end{cases}$$

then $t \mapsto f_\ell(t)$ is continuous and strictly increasing over $(-1, \infty)$.

Before we prove this lemma, we first compute the derivative of the function $t \mapsto f_\ell(t)$.

Lemma A.4. *For any integer $\ell \geq 1$,*

$$f'_\ell(t) = -\frac{\ell}{t} \left(f_\ell(t) + \frac{1}{1+t} \right).$$

Proof. Note that

$$\frac{f_\ell(t)}{\ell} = \frac{\log(1+t)}{(-t)^\ell} + \sum_{k=1}^{\ell-1} (-1)^{\ell+k} \frac{t^{k-\ell}}{k}.$$

Hence, we have

$$\begin{aligned}
\frac{f'_\ell(t)}{\ell} &= \frac{1}{(-t)^\ell(1+t)} + \ell \frac{\log(1+t)}{(-t)^{\ell+1}} + \sum_{k=1}^{\ell-1} (-1)^{\ell+k} (k-\ell) \frac{t^{k-\ell-1}}{k} \\
&\stackrel{(a)}{=} \frac{1}{(-t)^\ell(1+t)} + \frac{\ell}{(-t)^{\ell+1}} \left\{ \log(1+t) + \sum_{k=1}^{\ell-1} (-1)^{k+1} \frac{t^k}{k} \right\} + \frac{1}{1+t} \left(-\frac{1}{t} - \frac{1}{(-t)^\ell} \right) \\
&= -\frac{1}{t(1+t)} - \frac{f_\ell(t)}{t},
\end{aligned}$$

as claimed. Here, (a) follows from the identity that

$$\sum_{k=1}^{\ell-1} (-t)^{k-\ell-1} = \frac{(-t)^{-\ell}(1 - (-t)^{\ell-1})}{1+t} = \frac{\frac{1}{t} + \frac{1}{(-t)^\ell}}{1+t}. \quad \square$$

Proof of Lemma A.3. The continuity readily follows from applying L'Hôpital's rule, since

$$\lim_{t \rightarrow 0} f_\ell(t) = \lim_{t \rightarrow 0} \frac{-\frac{\ell t^{\ell-1}}{1+t}}{\ell t^{\ell-1}} = \lim_{t \rightarrow 0} -\frac{1}{1+t} = -1.$$

From Lemma A.4, it is clear that proving the monotonicity is equivalent to showing that $g_\ell(t) \leq 0$ for $t \leq 0$ and even ℓ 's and $g_\ell(t) \geq 0$ otherwise, where we define

$$g_\ell(t) := -t^\ell \left(f_\ell(t) + \frac{1}{1+t} \right).$$

Note that it is easy to show that

$$g'_\ell(t) = \frac{t^\ell}{(1+t)^2}.$$

Now, $g'_\ell(t) \geq 0$ for $t \leq 0$ and even n 's, and thus $g_\ell(t) \leq g_\ell(0) = 0$. For $t \geq 0$, $g'_\ell(t) \geq 0$ and thus $g_\ell(t) \geq g_\ell(0) = 0$. For $t \leq 0$ and odd n 's, $g'_\ell(t) \leq 0$ and thus $g_\ell(t) \geq g_\ell(0) = 0$. This concludes the proof. \square

B Deferred proofs

B.1 Proof of Lemma 4.2

Proof. Note that, from (4.6), we can write

$$\text{Wealth}_t^b \left(y^t; \frac{1}{\hat{\mu}_t}, \frac{1}{1 - \hat{\mu}_t} \right) = \sum_{k=0}^t b^k (1-b)^{t-k} \frac{y^t(k)}{\hat{\mu}_t^k (1 - \hat{\mu}_t)^{t-k}}.$$

Hence, to conclude the desired inequality, it suffices to show that the function $b \mapsto \text{Wealth}_t^b(y^t; \frac{1}{\hat{\mu}_t}, \frac{1}{1 - \hat{\mu}_t})$ is maximized at $b = \hat{\mu}_t$, since

$$\text{Wealth}_t^{b=\hat{\mu}_t} \left(y^t; \frac{1}{\hat{\mu}_t}, \frac{1}{1 - \hat{\mu}_t} \right) = \sum_{k=0}^t y^t(k) = \sum_{z^t \in \{0,1\}^t} \prod_{i=1}^t y_i^{z_i} (1 - y_i)^{1-z_i} = \prod_{i=1}^t (y_i + (1 - y_i)) = 1.$$

Since $b \mapsto b^k(1-b)^{t-k}$ is log-concave (Lemma A.1) and a sum of any log-concave functions is also log-concave (Lemma A.2), so is the function $b \mapsto \text{Wealth}_t^b(y^t; \frac{1}{\hat{\mu}_t}, \frac{1}{1 - \hat{\mu}_t})$. Hence, we only need to show that the derivative of the function with respect to b at $b = \hat{\mu}_t$ is zero. Indeed, we have

$$\frac{\partial}{\partial b} \text{Wealth}_t^b \left(y^t; \frac{1}{\hat{\mu}_t}, \frac{1}{1 - \hat{\mu}_t} \right) = \frac{\sum_{k=0}^t k y^t(k)}{\hat{\mu}_t} - \frac{\sum_{k=0}^t (t-k) y^t(k)}{1 - \hat{\mu}_t} = 0,$$

by Lemma B.1 stated below. \square

Lemma B.1. For any $y^t \in \mathbb{R}^t$ and $0 \leq k \leq t$, define

$$y^t(k) := \sum_{z^t \in \{0,1\}^t: k(z^t)=k} \prod_{i=1}^t y_i^{z_i} (1-y_i)^{1-z_i}$$

as in (4.3). Then, for each $0 \leq k \leq t$, we have

$$\sum_{k=0}^t k y^t(k) = \sum_{i=1}^t y_i.$$

Proof. Let $q_\ell(y^t) := \sum_{1 \leq i_1 < \dots < i_\ell \leq t} y_{i_1} \dots y_{i_\ell}$ for $0 \leq \ell \leq t$. Then, from the recursive equation (4.4), it is easy to show that

$$y^t(k) = \sum_{\ell=k}^t (-1)^{\ell+k} \binom{\ell}{k} q_\ell(y^t).$$

With this expression, we then have

$$\begin{aligned} \sum_{k=0}^t k y^t(k) &= \sum_{k=0}^t \sum_{\ell=k}^t (-1)^{\ell+k} \binom{\ell}{k} q_\ell(y^t) \\ &= \sum_{\ell=0}^t (-1)^\ell q_\ell(y^t) \sum_{k=0}^{\ell} (-1)^k k \binom{\ell}{k} \\ &\stackrel{(a)}{=} \sum_{\ell=0}^t (-1)^\ell \ell q_\ell(y^t) \sum_{k=1}^{\ell} (-1)^k \binom{\ell-1}{k-1} \\ &= q_1(y^t) = \sum_{i=1}^t y_i, \end{aligned}$$

which is the desired relation. Here, (a) follows from the identity that $\sum_{j=0}^n (-1)^j \binom{n}{j} = 0$ for any $n \geq 1$. \square

B.2 Proof of Lemma 4.5

Proof. We first note that we only need to show the first case where $b \in [m, 1)$ and $y \geq 0$, since the second case follows by plugging in $b \leftarrow 1-b$, $m \leftarrow 1-m$, $y \leftarrow 1-y$ into the first inequality. Now, by Lemma A.3, we have

$$\begin{aligned} \log(1+x) &\geq \sum_{k=1}^{2n-1} (-1)^{k+1} \frac{x^k}{k} + \frac{x^{2n}}{x_0^{2n}} \left(\log(1+x_0) - \sum_{k=1}^{2n-1} (-1)^{k+1} \frac{x_0^k}{k} \right) \\ &= \sum_{k=1}^{2n-1} \frac{\left(\frac{x}{x_0}\right)^{2n} (-x_0)^k - (-x)^k}{k} + \left(\frac{x}{x_0}\right)^{2n} \log(1+x_0) \end{aligned}$$

for any $x \geq x_0 > -1$. Let $g_m(b, y) = b \frac{y}{m} + (1-b) \frac{1-y}{1-m} - 1$. Then, since $m \leq b < 1$, we have $\frac{1-b}{1-m} \leq 1 \leq \frac{b}{m}$, and thus $g_m(b, y) \geq g_m(b, 0) = \frac{1-b}{1-m} - 1 = \frac{m-b}{1-m}$. The desired inequality follows by setting $x \leftarrow g_m(b, y)$, $x_0 \leftarrow g_m(b, 0)$, and observing that

$$\left(\frac{x}{x_0}\right)^2 = \left(\frac{g_m(b, y)}{g_m(b, 0)}\right)^2 = \left(1 - \frac{y}{m}\right)^2$$

and

$$-g_m(b, y) = 1 - b \frac{y}{m} - (1-b) \frac{1-y}{1-m} = \left(1 - \frac{1-b}{1-m}\right) \left(1 - \frac{y}{m}\right). \quad \square$$

C KT strategy for continuous two-horse race

Consider a gambling with odds vector $\mathbf{x}_t = [o_1 \tilde{c}_t, o_0(1 - \tilde{c}_t)]$ for $\tilde{c}_t \in [0, 1]$ given $o_1, o_0 > 0$. Note that the following statement is stated in parallel to Theorem 2.5.

Theorem C.1. *Let $(\psi_t: [0, t-1] \rightarrow \mathbb{R}_+)$ be a sequence of nonnegative potential functions that satisfies the following condition:*

(A1') (consistency) For any $0 \leq x \leq t-1$, $\psi_{t-1}(x) \geq \frac{1}{o_1} \psi_t(x+1) + \frac{1}{o_0} \psi_t(x)$.

(A2') (convexity) For any $0 \leq x \leq t-1$, $\tilde{c}_t \mapsto \psi_t(x + \tilde{c}_t)$ is convex.

For each $t \geq 1$, define

$$b_t(x) := \frac{\frac{1}{o_1} \psi_t(x+1)}{\frac{1}{o_1} \psi_t(x+1) + \frac{1}{o_0} \psi_t(x)}. \quad (\text{C.1})$$

Then, the betting strategy $b_t(\sum_{i=1}^{t-1} \tilde{c}_i)$ satisfies

$$\text{Wealth}_t \geq \text{Wealth}_0 \psi_t\left(\sum_{i=1}^t \tilde{c}_i\right).$$

Proof. We prove by induction. Assume that

$$\text{Wealth}_{t-1} \geq \text{Wealth}_0 \psi_{t-1}(x_{t-1}),$$

where we denote $x_{t-1} := \sum_{i=1}^{t-1} \tilde{c}_i$. Then, we have

$$\begin{aligned} \frac{\text{Wealth}_t}{\text{Wealth}_0} &= (o_1 \tilde{c}_t b_t + o_0(1 - \tilde{c}_t)(1 - b_t)) \frac{\text{Wealth}_{t-1}}{\text{Wealth}_0} \\ &\geq (o_1 \tilde{c}_t b_t + o_0(1 - \tilde{c}_t)(1 - b_t)) \psi_{t-1}\left(\sum_{i=1}^{t-1} \tilde{c}_i\right) \\ &\geq (o_1 \tilde{c}_t b_t + o_0(1 - \tilde{c}_t)(1 - b_t)) \left(\frac{1}{o_1} \psi_t(x_{t-1} + 1) + \frac{1}{o_0} \psi_t(x_{t-1})\right) \\ &= \tilde{c}_t \psi_t(x_{t-1} + 1) + (1 - \tilde{c}_t) \psi_t(x_{t-1}) \\ &\geq \psi_t(x_{t-1} + \tilde{c}_t) = \psi_t(x_t). \end{aligned}$$

This concludes the proof by induction. □

Corollary C.2. *Recall the mixture potential defined in (3.5):*

$$\tilde{\phi}_t(x; o_1, o_2) := o_1^x o_0^{t-x} \frac{B(x + \frac{1}{2}, t - x + \frac{1}{2})}{B(\frac{1}{2}, \frac{1}{2})}.$$

Then, the wealth of the betting strategy $\mathbf{b}_t(\tilde{c}^{t-1}) = [b_t(\sum_{i=1}^{t-1} \tilde{c}_i), 1 - b_t(\sum_{i=1}^{t-1} \tilde{c}_i)]$ with

$$b_t(x) := \frac{1}{t} \left(x + \frac{1}{2}\right)$$

for $x = x_{t-1} \in [0, t-1]$, is lower bounded by $(\text{Wealth}_0 \tilde{\phi}_t(\sum_{i=1}^{t-1} \tilde{c}_i; o_1, o_2))$.

Proof. It is easy to check that the potential satisfies both conditions (A1') and (A2'). Indeed, (A1') holds with equality, and (A2') follows as a corollary by the logarithmic convexity of the mapping $x \mapsto \psi_t(x)$ over $[0, t]$. Therefore, the induced betting strategy defined in (C.1) achieves the wealth at least the coin betting potential $\psi_t(x_t)$. Here, note that, for any $o_1, o_0 > 0$,

$$b_t(x) = \frac{\frac{1}{o_1} \psi_t(x+1)}{\frac{1}{o_1} \psi_t(x+1) + \frac{1}{o_0} \psi_t(x)} = \frac{1}{t} \left(x + \frac{1}{2}\right)$$

for $x = x_{t-1} \in [0, t-1]$, which is equivalent to the KT strategy for the standard even-odds case $o_1 = o_0$. Invoking Theorem C.1 concludes the proof. □

References

- [1] Thomas M Cover. Behavior of sequential predictors of binary sequences. In *Trans. Fourth Prague Conf. Inf. Theory*, September 1966. 7
- [2] Thomas M Cover. Universal portfolios. *Math. Financ.*, 1(1):1–29, 1991. 2, 10, 16, 17
- [3] Thomas M Cover. *Elements of information theory*. John Wiley & Sons, 2006. 17
- [4] Thomas M Cover and Erik Ordentlich. Universal portfolios with side information. *IEEE Trans. Inf. Theory*, 42(2):348–363, 1996. 10
- [5] Donald A Darling and Herbert Robbins. Confidence sequences for mean, variance, and median. *Proc. Natl. Acad. Sci. U. S. A.*, 58(1):66, 1967. 1, 16
- [6] Xiequan Fan, Ion Grama, and Quansheng Liu. Exponential inequalities for martingales with applications. *Electron. J. Probab.*, 20:1–22, 2015. 2, 17, 22
- [7] Peter Grünwald and Teemu Roos. Minimum description length revisited. *Int. J. Ind. Math.*, 11(01):1930001, 2019. 17
- [8] Peter Grünwald, Rianne de Heide, and Wouter M Koolen. Safe testing. In *Proc. UCSD Inf. Theory Appl. Workshop*, February 2020. 1, 16
- [9] Peter D Grünwald. *The minimum description length principle*. MIT press, 2007. 17
- [10] Harrie Hendriks. Test martingales for bounded random variables. *arXiv preprint arXiv:1801.09418*, *arXiv:2109.08923*, 2018. 2, 3, 4, 16
- [11] Wassily Hoeffding. Probability inequalities for sums of bounded random variables. *J. Am. Stat. Assoc.*, 58(301):13–30, 1963. 1, 16
- [12] Steven R Howard, Aaditya Ramdas, Jon McAuliffe, and Jasjeet Sekhon. Time-uniform, nonparametric, nonasymptotic confidence sequences. *Ann. Statist.*, 49(2):1055–1080, 2021. 1, 10, 13, 16, 17
- [13] Kwang-Sung Jun and Francesco Orabona. Parameter-free online convex optimization with sub-exponential noise. In *Conf. Learn. Theory*, pages 1802–1823. PMLR, 2019. 1, 2, 3, 4, 10, 16
- [14] Raphail Krichevsky and Victor Trofimov. The performance of universal encoding. *IEEE Trans. Inf. Theory*, 27(2):199–207, 1981. 8
- [15] Tze Leung Lai. On confidence sequences. *Ann. Statist.*, 4(2):265–280, 1976. 1, 16
- [16] Haipeng Luo, Chen-Yu Wei, and Kai Zheng. Efficient online portfolio with logarithmic regret. In *Adv. Neural Inf. Proc. Syst.*, volume 31, 2018. 17
- [17] Zakaria Mhammedi and Alexander Rakhlin. Damped online Newton step for portfolio selection. *arXiv preprint arXiv:2202.07574*, 2022. 17
- [18] Francesco Orabona and Kwang-Sung Jun. Tight concentrations and confidence sequences from the regret of universal portfolio. *arXiv preprint arXiv:2110.14099*, 2021. 1, 2, 3, 4, 5, 10, 11, 12, 15, 16, 17, 19
- [19] Francesco Orabona and Dávid Pál. Coin betting and parameter-free online learning. In *Adv. Neural Inf. Proc. Syst.*, 2016. 3

- [20] Alexander Rakhlin and Karthik Sridharan. On equivalence of martingale tail bounds and deterministic regret inequalities. In Satyen Kale and Ohad Shamir, editors, *Conf. Learn. Theory*, volume 65 of *Proceedings of Machine Learning Research*, pages 1704–1722. PMLR, 2017. 16
- [21] Aaditya Ramdas, Johannes Ruf, Martin Larsson, and Wouter Koolen. Admissible anytime-valid sequential inference must rely on nonnegative martingales. *arXiv preprint arXiv:2009.03167*, September 2020. 1, 16
- [22] Herbert Robbins. Statistical methods related to the law of the iterated logarithm. *Ann. Math. Stat.*, 41(5):1397–1409, 1970. 10
- [23] Glenn Shafer. Testing by betting: A strategy for statistical and scientific communication. *J. R. Stat. Soc. Ser. A Stat. Soc.*, 184(2):407–431, April 2021. 16
- [24] Glenn Shafer and Vladimir Vovk. *Game-theoretic foundations for probability and finance*. Wiley Series in Probability and Statistics. John Wiley & Sons, Nashville, TN, March 2019. 16
- [25] Glenn Shafer, Alexander Shen, Nikolai Vereshchagin, and Vladimir Vovk. Test martingales, bayes factors and p-values. *Stat. Sci.*, 26(1):84–101, February 2011. 16
- [26] Tim Van Erven, Dirk Van der Hoeven, Wojciech Kotłowski, and Wouter M Koolen. Open problem: Fast and optimal online portfolio selection. In *Conf. Learn. Theory*, pages 3864–3869. PMLR, 2020. 17
- [27] Jean Ville. Etude critique de la notion de collectif. *Bull. Amer. Math. Soc*, 45(11):824, 1939. 2
- [28] Pauli Virtanen, Ralf Gommers, Travis E. Oliphant, Matt Haberland, Tyler Reddy, David Cournapeau, Evgeni Burovski, Pearu Peterson, Warren Weckesser, Jonathan Bright, Stéfan J. van der Walt, Matthew Brett, Joshua Wilson, K. Jarrod Millman, Nikolay Mayorov, Andrew R. J. Nelson, Eric Jones, Robert Kern, Eric Larson, C J Carey, İlhan Polat, Yu Feng, Eric W. Moore, Jake VanderPlas, Denis Laxalde, Josef Perktold, Robert Cimrman, Ian Henriksen, E. A. Quintero, Charles R. Harris, Anne M. Archibald, Antônio H. Ribeiro, Fabian Pedregosa, Paul van Mulbregt, and SciPy 1.0 Contributors. SciPy 1.0: Fundamental Algorithms for Scientific Computing in Python. *Nature Methods*, 17:261–272, 2020. doi: 10.1038/s41592-019-0686-2. 15, 17
- [29] Ian Waudby-Smith and Aaditya Ramdas. Confidence sequences for sampling without replacement. In H. Larochelle, M. Ranzato, R. Hadsell, M.F. Balcan, and H. Lin, editors, *Adv. Neural Inf. Proc. Syst.*, volume 33, pages 20204–20214. Curran Associates, Inc., 2020. URL <https://proceedings.neurips.cc/paper/2020/file/e96c7de8f6390b1e6c71556e4e0a4959-Paper.pdf>. 16
- [30] Ian Waudby-Smith and Aaditya Ramdas. Estimating means of bounded random variables by betting. *arXiv preprint arXiv:2010.09686*, 2020. 1, 2, 3, 4, 5, 10, 13, 15, 16, 17, 19
- [31] Julian Zimmert, Naman Agarwal, and Satyen Kale. Pushing the efficiency-regret Pareto frontier for online learning of portfolios and quantum states. *arXiv preprint arXiv:2202.02765*, 2022. 17