

Model-based Unbiased Learning to Rank

Dan Luo
dal417@lehigh.edu
Lehigh University
Bethlehem, PA, USA

Lixin Zou[†]
zoulixin15@gmail.com
Baidu Inc.
Beijing, China

Qingyao Ai
aiqy@cs.utah.edu
University of Utah
Salt Lake City, UT, USA

Zhiyu Chen*
zhiyu@amazon.com
Amazon.com, Inc.
Seattle, WA, USA

Dawei Yin[†]
yindawei@acm.org
Baidu Inc.
Beijing, China

Brian D. Davison
davison@cse.lehigh.edu
Lehigh University
Bethlehem, PA, USA

ABSTRACT

Unbiased Learning to Rank (ULTR) that learns to rank documents with biased user feedback data is a well-known challenge in information retrieval. Existing methods in unbiased learning to rank typically rely on click modeling or inverse propensity weighting (IPW). Unfortunately, the search engines are faced with severe long-tail query distribution, where neither click modeling nor IPW can handle well. Click modeling suffers from data sparsity problem since the same query-document pair appears limited times on tail queries; IPW suffers from high variance problem since it is highly sensitive to small propensity score values. Therefore, a general debiasing framework that works well under tail queries is in desperate need. To address this problem, we propose a model-based unbiased learning-to-rank framework. Specifically, we develop a general context-aware user simulator to generate pseudo clicks for unobserved ranked lists to train rankers, which addresses the data sparsity problem. In addition, considering the discrepancy between pseudo clicks and actual clicks, we take the observation of a ranked list as the treatment variable and further incorporate inverse propensity weighting with pseudo labels in a doubly robust way. The derived bias and variance indicate that the proposed model-based method is more robust than existing methods. Finally, extensive experiments on benchmark datasets, including simulated datasets and real click logs, demonstrate that the proposed model-based method consistently performs outperforms state-of-the-art methods in various scenarios.

CCS CONCEPTS

• Information systems → Learning to rank.

[†] Corresponding author.

* The work was done prior to joining Amazon.

Permission to make digital or hard copies of all or part of this work for personal or classroom use is granted without fee provided that copies are not made or distributed for profit or commercial advantage and that copies bear this notice and the full citation on the first page. Copyrights for components of this work owned by others than ACM must be honored. Abstracting with credit is permitted. To copy otherwise, or republish, to post on servers or to redistribute to lists, requires prior specific permission and/or a fee. Request permissions from permissions@acm.org.

Woodstock '18, June 03–05, 2018, Woodstock, NY

© 2018 Association for Computing Machinery.

ACM ISBN 978-1-4503-XXXX-X/18/06...\$15.00

<https://doi.org/10.1145/1122445.1122456>

KEYWORDS

Unbiased Learning to Rank, Doubly Robust, Context-aware User Simulator

ACM Reference Format:

Dan Luo, Lixin Zou[†], Qingyao Ai, Zhiyu Chen*, Dawei Yin[†], and Brian D. Davison. 2018. Model-based Unbiased Learning to Rank. In *Woodstock '18: ACM Symposium on Neural Gaze Detection, June 03–05, 2018, Woodstock, NY*. ACM, New York, NY, USA, 12 pages. <https://doi.org/10.1145/1122445.1122456>

1 INTRODUCTION

Search engines have served as one of the most important tools for people to access information online. In modern search engines, learning to rank algorithms play a critical role by creating models to accurately order a list of candidate documents based on their relevance to the query. As deep supervised models have been widely applied and been state-of-the-art in many ranking tasks [13, 50], obtaining large-scale and high-quality training data has become an bottleneck for the development of large scale learning-to-rank systems [6]. In practice, implicit feedback provides a natural, abundant sustainable resource to collect large scale training data for ranking optimization without costly time consumption and human annotations. It also better reflects users' preferences since each user acts upon their information need [38]. Therefore, learning to rank with user interactions such as clicks has received considerable attention in the IR community.

However, learning to rank directly with click data is biased since relevance is not the only factor influencing users' clicks. Due to the presence of multiple types of user behavior bias, a relevant document may be ignored, or an irrelevant document may receive a click. For example, *position bias* occurs because users are more likely to examine documents at higher ranks [12, 24]. Consequently, the highly ranked document may receive more clicks, and the relevant document may be perceived as a negative sample just by not being examined by users. Even when irrelevant, the higher-ranked documents might receive clicks due to users' trust, *i.e.*, *trust bias* [23]. Furthermore, the display difference [40, 49], users' first impression [33], *etc.*, also influence the implicit feedback. These biases make the data deviate from reflecting true relevance, and jeopardizes the learned ranking model's performance.

To train rankers without being affected by biases [25], there are two groups of methods: (1) **Click modeling** explicitly introduce

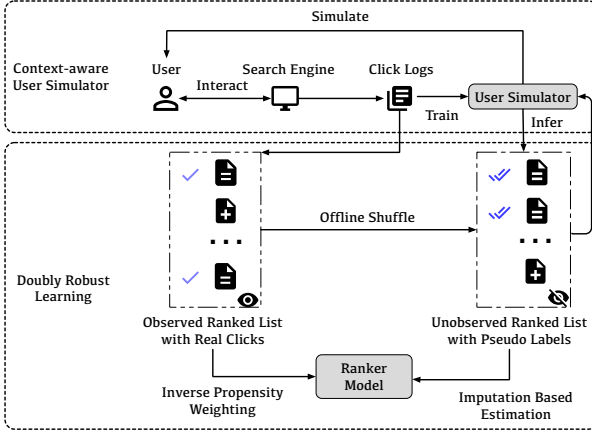


Figure 1: The model-based unbiased learning to rank (MULTR) framework.

an additional factor as bias, make hypotheses about user browsing behaviors, and estimate true relevance by optimizing the likelihood of observed user clicks [8, 12, 15, 46]. Click models are straightforward yet effective, and they have made promising progress for various applications, such as CTR prediction in live recommendation [16], and in web applications with results shown in a grid view [52]. However, search engines are faced with severe long-tail query distribution, where click modeling usually falls short since multiple observations of the same query may not be available [2]. (2) **Propensity-based methods** treat the click bias as the counterfactual factor [35], and re-weight the click data for a relevance-equivalent training loss through *inverse propensity weighting* (IPW) [25, 47]. The propensity-based method provides a principled approach, suggesting that ranking models trained with partially-observed click data can converge to those trained with relevance labels [25]. To this end, many approaches [2, 20, 45] are proposed to debias the user feedback and train a ranking model. The effectiveness of propensity-based methods depends on accurate estimation of the propensity score, as otherwise the IPW estimator will inherit the propensity estimation bias [36, 39]. However, correctly estimating the propensity score is almost impossible in practice, and mismatching between propensity estimation and real bias could lead to poor performance and even worse than raw click data [9]. Moreover, propensity-based methods generally suffer from high variance, which can lead to suboptimal estimation [43]. Therefore, a general debiasing framework with low variance is needed.

To address these challenges, we propose a novel model-based unbiased learning to rank (MULTR) framework, as shown in Figure 1. MULTR consists of a context-aware user simulator that produces labels for unobserved ranked list as supervision signals, and a doubly-robust learning algorithm that optimizes ranking models with both real user clicks and pseudo clicks. To address the data sparsity problem, we first develop a user simulator that directly learns from click data. It enables us to generate clicks for unobserved data, and alleviate the data sparsity. As the user simulator directly learns from click data, it inherits all biases therein. To mitigate the inherited bias, we first propose *offline result randomization* with the user simulator. In particular, we shuffle the document order in the ranked lists offline, leverage predictions from the user

simulator, and obtain pseudo-click data to train the ranking models. Though data imputation from the user simulator could benefit unbiased learning to rank, the discrepancy between pseudo labels and actual clicks may mislead the ranking model (see the experimental section later). To resolve this discrepancy, we resort to a doubly robust approach. Unfortunately, the treatment, *i.e.*, user examination, is not directly observable in click data, which makes directly applying doubly-robust in unbiased learning to rank infeasible. To overcome this bottleneck, we propose to take the *observation of ranked lists* as the treatment, as a ranked list is always examined by the user if it is logged. After that, we incorporate the inverse propensity weighting with pseudo-click labels in a doubly robust way, where the user simulator essentially functions as the imputation model. The derived bias and variance indicate that the proposed model-based method has low bias and low variance. Thus, it is more robust than existing methods. To demonstrate the effectiveness of the proposed method, we conduct extensive experiments on simulated and real datasets. We describe experiments showing that the proposed model-based method consistently outperforms state-of-the-art methods.

The contributions of the proposed model-based unbiased learning to rank framework can be summarized as follows:

- We propose a model-based unbiased learning to rank – a general debiasing framework with low variance. It deploys a user simulator to generate pseudo-click labels for unobserved ranked lists, and then train the ranking model in a double robust way that takes both real and pseudo click into account.
- We take the observation of rank lists as treatment, which addresses the key difficulty of applying the doubly robust approach in unbiased learning to rank: the treatment – user examination – is not observable in the click data, such that the user simulator essentially functions as the imputation model.
- Experiments on simulated datasets and real user click logs demonstrate the superiority of MULTR over state-of-the-art methods.

The rest of the paper is organized as follows. In Section 2, we formulate the task of unbiased learning to rank and review existing methods. We present the proposed model-based unbiased learning to rank framework in Section 3. After conducting experiments in Section 4, we review related work in Section 5 and conclude.

2 PRELIMINARIES

This section presents the task of unbiased learning to rank and reviews the preliminary methods of click modeling and propensity-based methods with their strengths and weaknesses.

2.1 Task Formulation

Let \mathcal{D} be the universal set of documents, and \mathcal{Q} be the universal set of queries. For a user-issued query $q \in \mathcal{Q}$, we use r_d to denote the relevance annotation over the query q and document $d \in \mathcal{D}$. The goal of learning to rank is to find a mapping function from a query document pair (q, d) to its relevance r_d as $f: \mathcal{Q} \times \mathcal{D} \rightarrow \mathbb{R}$. A corresponding local loss function is usually proposed to learn the best f , given its retrieved ranked list π_q as,

$$\ell_{ideal}(f, q|\pi_q) = \sum_{d \in \mathcal{D}} \Delta(f(q, d), r_d|\pi_q), \quad (1)$$

where Δ is a function that computes the individual loss on each document. $\ell_{ideal}(f, q)$ is the ideal local ranking loss for optimizing the ranking function f with all the documents annotated. Without loss of generality, we simplify the individual loss function $\Delta(f(q, d), r_d | \pi_q)$ as $\Delta(r_d | \pi_q)$.

Typically, the relevance annotation r_d is elicited through expert judgement; thus r_d is considered to be unbiased, but expensive. An alternative approach is to use click data as relevance feedback from users. Suppose there is a click dataset in which the clicks on documents with respect to queries by an initial ranking model are logged. If we conduct learning to rank by replacing the relevance label r_d with click label c_d in Equation 1, then the empirical local ranking loss is derived as follows,

$$\ell_{naive}(f, q | \pi_o) = \sum_{d \in \pi_o, c_d=1} \Delta(c_d | \pi_o), \quad (2)$$

where π_o is the *observed* ranked list, which is the ranked list presented to users, and c_d is a binary variable indicating whether the document d in the ranked list π_o is clicked. However, this naive loss function is biased. For instance, position bias occurs because users are more likely to examine the documents at higher ranks [25]. Consequently, highly ranked documents may receive more clicks, and relevant (but unclicked) documents may be perceived as negative samples because they are unexamined by users. To address this issue, unbiased learning-to-rank aims to eliminate bias in click data and then train a ranking model with the resulting user clicks.

2.2 Click Modeling

To eliminate biases in click data, one intuitive method is to model bias and relevance as independent factors, and represent the joint effects of bias and relevance with bias-aware click modeling [16, 27]. Here we refer to the general approach as click modeling. Let \mathbf{b} be the bias features, and \mathbf{x}_d be the vector representation of document d , then the bias-aware click predictor is modeled as follows:

$$\hat{P}(c_d = 1, q) = h(\mathbf{b}; \phi) \oplus f(\mathbf{x}_d; \theta), \quad (3)$$

where $\hat{P}(c_d = 1, q)$ is the estimated click probability of document d of query q . h is the bias model parameterized by ϕ that generates a score based on the inputs of bias features. f is the relevance prediction model parameterized by θ that generates a relevance score based on the inputs of relevance representations. \oplus is an operation that combines the the bias-based score and the relevance score, which could be addition [52], multiplication [16], etc. The general local ranking loss of a bias-aware click predictor is defined:

$$\begin{aligned} \ell_{CLICK}(f, h, q | \pi_o) &= \sum_{d \in \pi_o, c_d=1} \text{CE}(\hat{P}(c_d = 1, q), c_d) \\ &= \sum_{d \in \pi_o, c_d=1} \text{CE}(h(\mathbf{b}; \phi) \oplus f(\mathbf{x}_d; \theta), c_d), \end{aligned} \quad (4)$$

where c_d is a binary variable indicating whether document d is clicked, and $\text{CE}(\cdot, \cdot)$ the cross-entropy function. When conducting the relevance inference, one can easily eliminate the influence of bias by dropping the scores from $g(\mathbf{b}; \phi)$, i.e., directly ranking with $f(\mathbf{x}_d; \theta)$. Though click models work well with head queries, they could fall short on tail queries where multiple observation of the same query may not be available.

2.3 Propensity-based Methods

Inverse propensity weighting (IPW) is the first unbiased learning to rank algorithm proposed under the propensity-based framework [25, 47]. Let e_d, c_d be the binary variables that represent whether document d is examined and clicked by a user, based on the *Examination Hypothesis* [34] that a user would only click a document when it is observed by the user and considered relevant to the user's need, we have

$$c_d = 1 \iff (e_d = 1 \text{ and } r_d = 1). \quad (5)$$

Then, IPW instantiates the local ranking loss as

$$\ell_{IPW}(f, q | \pi_o) = \sum_{d \in \pi_o, c_d=1} \frac{\Delta(c_d | \pi_o)}{\hat{P}(e_d = 1)}, \quad (6)$$

where $\hat{P}(e_d = 1)$ is the estimated probability that document d is examined in the query session. A nice property is that only clicked documents $c_d = 1$ contribute to the estimand in Eq. 6.

Bias and Variance Analysis. We analyze the bias and variance of the inverse propensity weighting approach.

THEOREM 2.1. *The bias of the IPW estimators is*

$$\text{Bias}[\ell_{IPW}(f, q | \pi_o)] = \left| \sum_{d \in \pi_o, r_d=1} \frac{P(e_d = 1) - \hat{P}(e_d = 1)}{\hat{P}(e_d = 1)} \Delta(c_d | \pi_o) \right| \quad (7)$$

PROOF. Joachims et al. [25] proved that a ranking model trained with clicks and IPW loss will converge to the same model trained with true relevance labels; see Ai et al. [2] for more detail. \square

As shown in Theorem 2.1, when the estimated examination probability is accurate, i.e., $P(e_d = 1) = \hat{P}(e_d = 1)$, then $\text{Bias}[\ell_{IPW}] = 0$, indicating accurate estimation can be achieved with rich observation data. Then, we derive the variance of the IPW estimators.

Let Π_q be the set of document permutations, i.e., all possible ranked lists, $O \in \{0, 1\}^{|\Pi_q|}$ be the observation indicator with each entry $o_{\pi_q} = 1$ if the ranked list π_q is logged, and 0 otherwise.

THEOREM 2.2. *The variance of the IPW estimator is*

$$\mathbb{V}_O[\ell_{IPW}(f, q | \pi_o)] = \sum_{d \in \pi_o, c_d=1} \frac{P(e_d = 1)(1 - P(e_d = 1))}{\hat{P}(e_d = 1)^2} \Delta(c_d | \pi_o)^2. \quad (8)$$

PROOF. For the IPW estimator, its variance on the observed ranking documents is:

$$\begin{aligned} \mathbb{V}_O[\ell_{IPW}(f, q | \pi_o)] &= \mathbb{V}_O \left[\sum_{d \in \pi_o, c_d=1} \frac{\Delta(c_d | \pi_o)}{\hat{P}(e_d = 1)} \right] \\ &= \sum_{d \in \pi_o, c_d=1} \mathbb{V}_O \left[\frac{\Delta(c_d | \pi_o)}{\hat{P}(e_d = 1)} \right] \\ &= \sum_{d \in \pi_o, c_d=1} \mathbb{V}_O[e_d] \cdot \left(\frac{\Delta(c_d | \pi_o)}{\hat{P}(e_d = 1)} \right)^2 \\ &= \sum_{d \in \pi_o, c_d=1} \left(\mathbb{E}_O[e_d^2] - \mathbb{E}_O[e_d] \right) \cdot \left(\frac{\Delta(c_d | \pi_o)}{\hat{P}(e_d = 1)} \right)^2 \\ &= \sum_{d \in \pi_o, c_d=1} \frac{P(e_d = 1)(1 - P(e_d = 1))}{\hat{P}(e_d = 1)^2} \cdot \Delta(c_d | \pi_o)^2. \end{aligned} \quad (9)$$

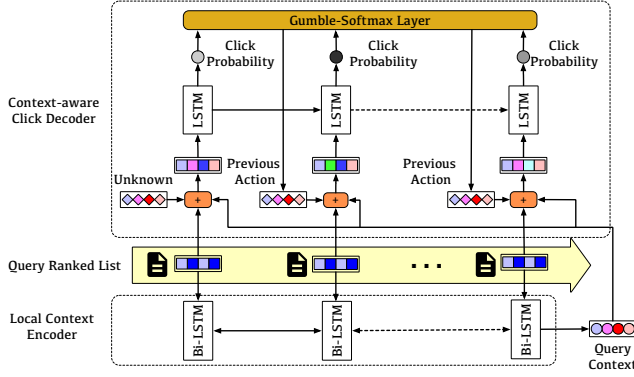


Figure 2: The neural framework of the Context-aware User Simulator.

Theorem 2.2 illustrates that the variance of IPW estimators depends on the estimated propensity. When $\hat{P}(e_d = 1)$ is small, it may lead to high variance. Especially for long-tail queries with rare observation data, the high variance of IPW becomes a problem that directly influences the effectiveness of the ranker.

3 MODEL-BASED UNBIASED LEARNING TO RANK

In this section, we more fully describe our model-based unbiased learning to rank approach. We first introduce the context-aware user simulator, defining how it learns from real user clicks and generates pseudo-click labels as data for training the bias-agnostic ranking model. To mitigate the gap between pseudo-click labels and actual clicks, we propose a doubly robust estimator for unbiased learning to rank, incorporating the inverse propensity weighting with pseudo labels. Afterward, we derive the bias and variance of the proposed method and demonstrate that it is more robust than existing methods. Finally, we present the learning framework for user simulation and ranking model training.

3.1 Context-aware User Simulator

We propose a context-aware user simulator, which models various biases in a fully data-driven neural model. The click model simulates users' clicks and predicts the click probability for each document in a query session. In the real world, users' clicks can be affected by many factors: the positions of documents, relevance of neighboring documents, user's interactions on the previous documents, *etc.* Instead of representing different types of bias separately, we model those influences in a universal framework and design a fully data-driven hierarchical neural model [4]. In particular, the user simulator consists of two important components: a local context encoder and a context-aware click decoder. The former captures different feature distributions from different queries, and the latter produces the click probability of each document sequentially. The framework of the proposed user simulator is shown in Figure 2.

Local Context Encoder. To capture the characteristics of queries, *i.e.*, different queries may have different distributions in the feature space [1], we first design a local context encoder for each query and use it to refine the query-specific features, as shown at the bottom block in Figure 2. Formally, given the top N documents $\{d_i\}_{i=1}^N$ in a ranked list π_q from top to bottom, and their corresponding feature vectors $\{x_i\}_{i=1}^N$, we use a bi-directional long short-term memory [19] network to obtain a contextual representation of each document with respect to the entire ranked list:

$$\begin{aligned} \mathbf{h}_i &= [\overrightarrow{\text{LSTM}}(\mathbf{x}_i, i); \overleftarrow{\text{LSTM}}(\mathbf{x}_i, i)] \\ \mathbf{h}_{\pi_q} &= \mathbf{W}^T \mathbf{h}_N, \end{aligned} \quad (10)$$

where $[\cdot; \cdot]$ is concatenation, and $\overrightarrow{\text{LSTM}}(\mathbf{x}_i, i)$ processes the document x from top to bottom and returns the LSTM hidden state at position i (and vice versa for the backward direction $\overleftarrow{\text{LSTM}}$). We then produce the local context representation \mathbf{h}_{π} by a linear transformation of the last hidden state \mathbf{h}_N .

As we feed the document feature vectors sequentially, the Bi-LSTM updates its state vector according to the current input and generates a new state vector in each step. The final state \mathbf{h}_{π_q} can be viewed as an encoding of the top documents of the ranked list π_q and representing the characteristics of the query with local context.

Context-aware Click Decoder. The upper level of the user simulator is constructed to predict a user action for each document sequentially, as shown in the top block of Figure 2. Our model aggregates three types of features as the input to a single-direction LSTM, including the query context generated by the local context encoder, the feature vector for the document at current step t , and the action at previous step $t - 1$. We take the last action as a feature based on the common assumption that previous clicks may influence the click action in the following browsing process.

To characterize different influences from the previous actions, we encode actions with an embedding matrix \mathbf{A} . In our settings, there are three type of actions, *i.e.*, click, skip, and unknown, where unknown is designed for the initial step. We use \mathbf{h}_{a_t} to denote the action embedding corresponding to the action a_t at step t . The context-aware click decoder can be formulated as follows:

$$\begin{aligned} \mathbf{z}_{\pi} &= \mathbf{W}_1^T \mathbf{h}_{\pi_q} + \mathbf{b}_1 \\ \mathbf{z}_{x_t} &= \mathbf{W}_2^T \mathbf{x}_t + \mathbf{b}_2 \\ \mathbf{z}_{a_t} &= \mathbf{W}_3^T \mathbf{h}_{a_t} + \mathbf{b}_3 \\ \mathbf{z}_t &= [\mathbf{z}_{\pi}; \mathbf{z}_{x_t}; \mathbf{z}_{a_t}] \\ \mathbf{h}_t &= \overrightarrow{\text{LSTM}}(\mathbf{z}_t, t), \end{aligned} \quad (11)$$

where $\mathbf{W}_1, \mathbf{W}_2, \mathbf{W}_3, \mathbf{b}_1, \mathbf{b}_2, \mathbf{b}_3$ are the trainable parameters used to transform the query context vector, the document vector and the previous action embedding, respectively.

At each step t , the hidden state \mathbf{h}_t is projected into a conditional click probability score through the sigmoid function

$$p_t = \text{sigmoid}(\mathbf{W}_4^T \mathbf{h}_t + b_4), \quad (12)$$

where $\mathbf{W}_4, \mathbf{b}_4$ are trainable parameters, and $p_t \in [0, 1]$ represents the probability that a user clicks document d_t .

User Simulator Optimization. After obtaining the click probability score p_t for each document, we train the user simulator by applying the binary cross-entropy

$$\ell_e(g, q|\pi_o) = \sum_{t=1}^N (-c_t \log p_t - (1 - c_t) \log(1 - p_t)) + \lambda \|\phi\|^2, \quad (13)$$

where g is the whole context-aware user simulator, c_t denotes the click label of document d_t in observed ranked list π_o , ϕ denotes all the parameters of the user simulator g , and λ denotes the L_2 regularization coefficient.

It is worth noting that the goal of this paper is not to propose a high-performance user simulator. Any other method can be applied here. We leverage the user simulator as the imputation model to generate pseudo-click labels for all ranked lists. Therefore, it enables us to conduct result randomization *offline* to mitigate the bias, and doing so provides pseudo clicks to train a bias-invariant ranker.

3.2 Doubly Robust Learning

The user simulator enables us to generate pseudo-click labels for all ranked lists; thus the ranking model could benefit from data imputation [18] without hurting user experience. However, the discrepancy between pseudo labels and actual clicks may mislead the ranking model. To mitigate this discrepancy, we resort to a doubly robust approach. Unfortunately, the treatment, *i.e.*, user examination, is not directly observable in click data, which makes applying the doubly-robust methodology directly in unbiased learning to rank infeasible. To overcome this bottleneck, we propose to take the *observation of ranked lists* as the treatment. After that, we incorporate inverse propensity weighting with pseudo-clicked labels in a doubly robust way, where the user simulator essentially functions as the imputation model.

Before we describe our doubly robust estimator for unbiased learning to rank, we introduce two concepts: prediction error and imputation error. We refer to the local ranking loss ℓ_{naive} in Eq 2 with actual clicks as *prediction error*. Then the *imputed error* ℓ_{IMP} , *i.e.*, the estimated value of the prediction error, is defined as:

$$\ell_{IMP}(f, q|\pi_o) = \sum_{d \in \pi_o, \hat{c}_d=1} \Delta(\hat{c}_d|\pi_o), \quad (14)$$

where \hat{c}_d is the imputed click generated from the user simulator for each document d in the observed ranked list π_o under query q .

Let Π_q be the set of document permutations, *i.e.*, all possible ranked lists. We simplify Π_q as Π when there is no ambiguity for the issued query q . We propose our doubly robust (DR) estimator by combining the imputed errors for all ranked lists, and the IPW-based prediction error for observed ranked lists. The loss function

of the DR estimator given query q is defined as:

$$\begin{aligned} \ell_{DR}(f, q|\pi_o) &= \frac{1}{|\Pi|} \sum_{\pi \in \Pi} \left\{ \hat{\ell}_{IMP}(f, q|\pi) \right. \\ &\quad \left. + o_\pi \left[\ell_{IPW}(f, q|\pi) - \hat{\ell}_{IPW}(f, q|\pi) \right] \right\} \\ &= \frac{1}{|\Pi|} \sum_{\pi \in \Pi} \left\{ \sum_{d \in \pi, \hat{c}_d=1} \Delta(\hat{c}_d|\pi) \right. \\ &\quad \left. + o_\pi \left[\sum_{d \in \pi, \hat{c}_d=1} \frac{\Delta(c_d|\pi)}{\hat{P}(e_d=1)} - \sum_{d \in \pi, \hat{c}_d=1} \frac{\Delta(\hat{c}_d|\pi)}{\hat{P}(e_d=1)} \right] \right\}, \end{aligned} \quad (15)$$

where $\hat{\ell}_{IPW}(f, q|\pi) = \sum_{d \in \pi, \hat{c}_d=1} \frac{\Delta(\hat{c}_d|\pi)}{\hat{P}(e_d=1)}$ is the propensity score weighted imputed error, and $o_\pi = \mathbb{1}\{\pi = \pi_o\}$ indicates whether π is an observed ranked list. A nice property of the DR estimator is: if either the imputed error of any unobserved ranked list or the estimated propensities of any observed ranked list is accurate, the DR estimator is then unbiased [17]. This property is recognized as *double robustness*.

Remark. Careful readers may notice that our DR estimator shares the similar spirit of result randomization [25, 47]. Ideally, if the pseudo-click labels generated from the user simulator is accurate for any unobserved ranked lists, the effect of the user simulator is equivalent to result randomization. However, a significant difference is that result randomization can negatively affect the user experience, and therefore, does harm to the online system. In addition, since result randomization needs to be conducted on a proportion of online traffic separately, it cannot adapt to changes in user behaviors automatically. Our model-based unbiased learning to rank overcomes the aforementioned limitations by learning from click logs and generating randomization-based data offline.

3.3 Bias and Variance of DR Estimator

In the previous subsection, we have described the proposed doubly robust learning framework for unbiased learning to rank. Next, we derive the bias and variance of the proposed method, and prove its double robustness.

THEOREM 3.1. Let $\delta_{\pi,d} = c_d \Delta(c_d|\pi) - \hat{c}_d \Delta(\hat{c}_d|\pi)$ be the error deviation, and $\rho_{q,d} = \frac{P(e_d=1) - \hat{P}(e_d=1)}{\hat{P}(e_d=1)}$ be the propensity deviation. The bias of the doubly robust (DR) estimator is

$$\text{Bias}[\ell_{DR}(f, q|\pi_o)] = \left| \frac{1}{|\Pi|} \sum_{\pi \in \Pi} \sum_{d \in \pi} \rho_{\pi,d} \delta_{\pi,d} \right|. \quad (16)$$

PROOF. According to the definition of bias,

$$\begin{aligned}
& \text{Bias}[\ell_{DR}(f, q|\pi_o)] \\
&= \left| \mathbb{E}_O [\ell_{DR}(f, q|\pi_o)] - \ell_{ideal}(f, q|\pi_o) \right| \\
&= \left| \mathbb{E}_O [\ell_{DR}(f, q|\pi_o)] - \sum_{d \in \pi, r_d=1} \Delta(c_d|\pi) \right| \\
&= \left| \mathbb{E}_O [\ell_{DR}(f, q|\pi_o)] - \frac{1}{|\Pi|} \sum_{\pi \in \Pi} \sum_{d \in \pi, c_d=1} \Delta(c_d|\pi) \right| \quad (17) \\
&= \left| \frac{1}{|\Pi|} \sum_{\pi \in \Pi} \mathbb{E}_O \left\{ \left[\sum_{d \in \pi, \hat{c}_d=1} \Delta(\hat{c}_d|\pi) - \sum_{d \in \pi, c_d=1} \Delta(c_d|\pi_o) \right] \right. \right. \\
&\quad \left. \left. + o_\pi \left[\sum_{d \in \pi, c_d=1} \frac{\Delta(c_d|\pi)}{\hat{P}(e_d=1)} - \sum_{d \in \pi, \hat{c}_d=1} \frac{\Delta(\hat{c}_d|\pi)}{\hat{P}(e_d=1)} \right] \right\} \right|
\end{aligned}$$

In the third line, we expand ℓ_{ideal} with online result randomization. Based on examination hypothesis in Eq 5, the terms in the first row can be derived as,

$$\begin{aligned}
& \left| \frac{1}{|\Pi|} \sum_{\pi \in \Pi} \mathbb{E}_O \left[\sum_{d \in \pi, \hat{c}_d=1} \Delta(\hat{c}_d|\pi) - \sum_{d \in \pi, c_d=1} \Delta(c_d|\pi_o) \right] \right| \\
&= \left| \frac{1}{|\Pi|} \sum_{\pi \in \Pi} \sum_{d \in \pi} [\hat{c}_d \cdot \Delta(\hat{c}_d|\pi) - c_d \cdot \Delta(c_d|\pi)] \right|. \quad (18)
\end{aligned}$$

Then the second term can be derived as,

$$\begin{aligned}
& \left| \frac{1}{|\Pi|} \sum_{\pi \in \Pi} \mathbb{E}_O \left\{ o_\pi \left[\sum_{d \in \pi, c_d=1} \frac{\Delta(c_d|\pi)}{\hat{P}(e_d=1)} - \sum_{d \in \pi, \hat{c}_d=1} \frac{\Delta(\hat{c}_d|\pi)}{\hat{P}(e_d=1)} \right] \right\} \right| \\
&= \left| \frac{1}{|\Pi|} \sum_{\pi \in \Pi} \mathbb{E}_O \left\{ o_\pi \left[\sum_{d \in \pi, c_d=1} \frac{\Delta(c_d|\pi)}{\hat{P}(e_d=1)} \right] \right\} - \mathbb{E}_O \left\{ o_\pi \left[\sum_{d \in \pi, \hat{c}_d=1} \frac{\Delta(\hat{c}_d|\pi)}{\hat{P}(e_d=1)} \right] \right\} \right| \\
&= \left| \frac{1}{|\Pi|} \sum_{\pi \in \Pi} \sum_{d \in \pi} \frac{P(e_d=1)}{\hat{P}(e_d=1)} [c_d \cdot \Delta(c_d|\pi) - \hat{c}_d \cdot \Delta(\hat{c}_d|\pi)] \right|. \quad (19)
\end{aligned}$$

Finally, combining the two parts above, we derive the bias of the proposed DR estimator

$$\text{Bias}[\ell_{DR}(f, q|\pi_o)] = \left| \frac{1}{|\Pi|} \sum_{\pi \in \Pi} \sum_{d \in \pi} \rho_{q,d} \delta_{q,d} \right|. \quad (20)$$

□

As shown in Theorem 3.1, when the imputed error is accurate $\delta_{q,d} = 0$ or the propensity estimation is accurate $\rho_{q,d} = 0$, the bias of DR estimator $\text{Bias}[\ell_{DR}(f, q|\pi_o)] = 0$. Next, we derive the variance of the DR estimator.

THEOREM 3.2. *The variance of the DR estimator is*

$$\mathbb{V}_O[\ell_{DR}(f, q|\pi_o)] = \frac{1}{|\Pi|^2} \sum_{\pi \in \Pi} \sum_{d \in \pi} \left\{ \frac{P(e_d=1)(1-P(e_d=1))}{\hat{P}(e_d=1)^2} \cdot \delta_{q,d}^2 \right\} \quad (21)$$

PROOF. The variance of $\ell_{DR}(f, q|\pi_o)$ with respect to the observation indicator O is

$$\begin{aligned}
& \mathbb{V}_O[\ell_{DR}(f, q|\pi_o)] \\
&= \frac{1}{|\Pi|^2} \sum_{\pi \in \Pi} \mathbb{V}_O \left\{ \hat{\ell}_{IMP}(f, q|\pi) + O \left[\ell_{IPW}(f, q|\pi) - \hat{\ell}_{IPW}(f, q|\pi) \right] \right\} \\
&= \frac{1}{|\Pi|^2} \sum_{\pi \in \Pi} \mathbb{V}_O[o_\pi] \cdot \left[\ell_{IPW}(f, q|\pi) - \hat{\ell}_{IPW}(f, q|\pi) \right]^2 \\
&= \frac{1}{|\Pi|^2} \sum_{\pi \in \Pi} \left\{ \mathbb{V}_O[o_\pi] \cdot \left[\sum_{d \in \pi} \left(\frac{c_d \cdot \Delta(c_d|\pi)}{\hat{P}(e_d=1)} - \frac{\hat{c}_d \cdot \Delta(\hat{c}_d|\pi)}{\hat{P}(e_d=1)} \right) \right]^2 \right\} \\
&= \frac{1}{|\Pi|^2} \sum_{\pi \in \Pi} \left\{ \frac{P(e_d=1)(1-P(e_d=1))}{\hat{P}(e_d=1)^2} \cdot \delta_{q,d}^2 \right\}, \quad (22)
\end{aligned}$$

where the third step utilizes the similar derivation in Eq 9. □

In Theorem 3.2, we demonstrate that the variance of the DR estimator depends on the estimated propensity, i.e., $\hat{P}(e_d=1)$, which may lead to a high variance problem. Recall the variance of the IPW estimator in Theorem 2.2; it is worth noting that our DR estimator can still reduce the variance of the IPW estimator, if any given observed ranked list satisfies $[c_d \Delta(c_d|\pi) - \hat{c}_d \Delta(\hat{c}_d|\pi)]^2 \leq [c_d \Delta(c_d|\pi)]^2$. Then, the variance of the DR estimator is smaller than that of the IPW-based estimator.

3.4 Learning Framework

In this subsection, we detail the learning framework for model-based unbiased learning to rank. It is worth noting that the proposed MULTR is a plug-in model, which can be seamlessly integrated into any IPW-based unbiased learning to rank frameworks without result randomization, such as DLA [2] and REM [48]. We summarize the learning framework in Algorithm 1. In general, we first update the user simulator with actual clicks and then update the ranking model with both pseudo-click labels and actual clicks with doubly robust loss via mini-batch stochastic gradient descent.

4 EXPERIMENTAL SETUP

To analyze the effectiveness of MULTR, we conduct two types of experiments. The first is simulation experiments based on two of the largest public learning-to-rank datasets. The second is an experiment based on the actual rank lists and user clicks collected from a commercial web search engine.

4.1 Simulation Experiment Setup

To fully investigate the spectrum of propensity estimation and performance of MULTR, we conduct experiments on two of largest publicly available datasets:

- **Yahoo! LETOR**² comes from the Learn to Rank Challenge version 2.0 (Set 1), and it is one of the largest benchmark datasets widely used in unbiased learning to rank [2, 20]. It consists of 29,921 queries and 710K documents. Each query-document pair

¹Due to the large sample space of all possible ranked lists (i.e., N documents have $N!$ permutations), we decrease the sample size in practice.

²<https://webscope.sandbox.yahoo.com/>

Algorithm 1: Model-based Unbiased Learning to Rank

Input : query set Q , an IPW-based framework F
Output: ranking model $f(\theta)$ and user simulator $g(\phi)$

- 1 Initialize the parameters θ, ϕ ;
- 2 **for** number of steps for **training the user simulator** **do**
- 3 Sample a batch of queries Q from Q , with observed ranked lists Π_o ;
- 4 Update ϕ , according to Eq. 13 ;
- 5 **end**
- 6 **for** number of steps for **training the unbiased ranking model** **do**
- 7 Sample a batch of queries Q from Q , with observed ranked lists Π_o ;
- 8 Obtain unobserved ranked lists Π_u by result randomization over Π_o ;
- 9 Generate pseudo-click labels \hat{c}_d for all ranked list $\Pi = \Pi_o \cup \Pi_u$ by sampling on the click probabilities, according to Eq. 12¹ ;
- 10 Update θ , according to Eq. 15
- 11 **end**

is represented by a 700-D feature vector, and annotated with 5-level relevance labels [5].

- **Istella-S**³ contains 33K queries and 3,408K documents (roughly 103 documents per query) sampled from a commercial Italian search engine. Each query-document pair is represented by 220 features and annotated with 5-level relevance judgments [29].

We follow the predefined data split of training, validation and testing of all datasets. The Yahoo! set splits the queries arbitrarily and uses 19,944 for training, 2,994 for validation and 6,983 for testing. The Istella-S dataset has been divided into train, validation and test sets according to a 60% – 20% – 20% scheme.

Click Simulation. We generate click data on both datasets with a two-step process as in Joachims et al. [25] and Ai et al. [2]. First, we train a Rank SVM model [22] using 1% of the training data with real relevance labels to generate the initial ranked list π_q for each query q . Then, we simulate the user browsing process and sample clicks from the initial ranked list by utilizing the simulation model. The simulation model generates clicks based on the examination hypothesis in Equation 5. Following the methodology proposed by Chapelle et al. [7], the relevance probability is set to be

$$\Pr(r_{d_i} = 1 | \pi_q) = \epsilon + (1 - \epsilon) \frac{2^y - 1}{2^{y_{\max}} - 1}, \quad (23)$$

where $y \in [0, y_{\max}]$ is the relevance label of the document d_i , and y_{\max} is the maximum value of y , which is 4 on both datasets. ϵ is the noise level, which models click noise such that irrelevant documents (i.e., $y = 0$) have non-zero probability to be perceived as relevant and clicked. We fix $\epsilon = 0.1$ as the default setting.

We use the cascade model [12] to generate the examination probability. It is a context-aware click model, and a user is modeled as searching and clicking documents from top to bottom, and deciding whether to click each result before moving to the next; users

stop examining a search result page after first click. The cascade model is defined as,

$$\begin{aligned} \Pr(e_{d_1} = 1) &= 1 \\ \Pr(e_{d_j} | e_{d_{j-1}} = e, c_{d_{j-1}} = c) &= e \cdot (1 - c) \end{aligned} \quad (24)$$

where e and c are binary variables that indicate whether the document d is examined and clicked.

Baselines. To demonstrate the effectiveness of our proposed method, we compare with baseline methods, including IPW-based methods and bias modeling methods, which are widely used in ULTR problems.

- **DLA**: The Dual Learning Algorithm [2] treats the problem of unbiased learning to rank and unbiased propensity estimation as a dual problem, such that they can be optimized simultaneously.
- **REM**: The Regression EM model [48] uses an EM framework to estimate the propensity scores and ranking scores.
- **PairD**: The Pairwise Debiasing (PairD) Model [20] uses inverse propensity weighting for pairwise learning to rank.
- **PAL**: The Position-bias Aware Learning framework [16] is a bias modeling method. It introduces a position model to explicitly represent position bias, and jointly model the bias and relevance.
- **Oracle**: This model utilizes human experts' annotated labels to train the ranking model and test its performance. Its performance can be considered as an upper bound for the ranking model.
- **Naive**: This model just uses the raw click data to train the ranking model, without any correction. Its performance can be considered as a lower bound for the ranking model.

In addition, we also consider two variants of MULTR as follows,

- **Rand-MULTR**: We replace the well-trained user simulator with the model with random initialization, i.e., we skip lines 2-5 in the Algorithm 1. We refer to this variant as Rand-MULTR.
- **EIB-MULTR**: We alternate the doubly robust loss in Equation 15 with the error imputation based loss [18], defined as $\ell_{EIB} = \frac{1}{|\Pi|} \sum_{\pi \in \Pi} \ell_{naive}(f, q | \pi)$. It is called EIB since it uses the user simulator to compute an imputed error, i.e., the estimated values of the ranking loss, for each unobserved ranked list, and then used it to estimate the true ranking loss for all the ranked lists. We refer this variant as EIB-MULTR.

Experimental Protocols. We implement MULTR and use the baselines in ULTRA⁴ [44] to conduct our experiments. In particular, MULTR is integrated with DLA, as we consider it to be the best method to estimate propensity. For each query, only the top $N = 10$ documents are assumed to be displayed to the users. For both datasets, all models are trained with synthetic clicks. Following the setting in [2], the click sessions for training are generated on the fly. We fix the batch size to 256 and train each model for 10K steps. In terms of the user simulator, it is also trained with batch size of 256 and 10K steps; afterwards, we fix it to generate pseudo-click labels. We use the AdaGrad optimizer [14] and tune learning rates from 0.01 to 0.05 for each unbiased learning-to-rank algorithm.

In our experiments, we train neural networks for our ranking functions. All reported results are produced using a model with three hidden layers with size [512, 256, 128] respectively, with the

³<http://quickrank.isti.cnr.it/istella-dataset/>

⁴https://github.com/ULTR-Community/ULTRA_pytorch/

ELU [11] activation function and 0.1 dropout [42]. In terms of imputation model, the dimension of the hidden states is 64. We tune the L_2 regularization coefficient λ, μ in range of $\{1e^{-5}, 1e^{-4}, \dots, 1\}$, and the number of pseudo samples in $\{2, 4, 8, 16, 24, 32\}$.

To evaluate all methods, we use the normalized Discounted Cumulative Gain (nDCG) [21] and the Expected Reciprocal Rank (ERR) [7]. For both metrics, we report the results at rank 1, 3, 5, and 10 to show the performance of models on different positions. Following [2], statistical differences are computed based on the Fisher randomization test [41] with $p \leq 0.05$.

4.2 Real Click Experiment Setup

In order to show the effectiveness of MULTR in practise, we also conduct experiments on click data collected from a commercial web search engine **Tiangong-ULTR**⁵ [2, 3]. It contains 3,449 queries written by real search engine users and the corresponding top 10 results are sampled from two-week search log collected on Sogou⁶. The raw HTML documents are downloaded, and then the rank lists that cannot be crawled are removed. After cleaning, there are 333,813 documents, 71,106 ranked lists and 3,268,177 anonymous click sessions.

Feature Extraction. To train the learning-to-rank models, features are extracted based on the text of queries and documents. The ranking features are constructed based on the url, title, content and whole text of the documents and queries [2]. In total, each query-document pair has 33 features.

Evaluation. Tiangong-ULTR provides a test set with 100 queries written by real users. Each query has 100 candidate documents (retrieved by BM25) and each query-document pair has 5-level relevance annotation. We train the ranking model in MULTR and base-lines on the training set with clicks following the same protocols in the simulation experiments, and we evaluate their performance on the test set with human annotations. Similar to the simulation experiments, we report nDCG and ERR for all models.

5 RESULTS AND ANALYSIS

In this section, we discuss the results of our proposed model-based unbiased learning to rank method with existing approaches using both simulated and real-world experiments. In general, we expect the experimental results to answer the following research questions:

- **RQ1:** Can MULTR outperform state-of-the-art unbiased learning to rank methods?
- **RQ2:** What influence do variant designs have on the proposed approach of MULTR?
- **RQ3:** How does the sample number of unobserved ranked lists influence the performance of MULTR?
- **RQ4:** How does MULTR perform on real click logs?

5.1 Performance Comparison (RQ1)

To answer RQ1, we compare MULTR with other unbiased learning-to-rank algorithms in the simulation experiments. Table 1 summarizes the performance of different unbiased learning to rank algorithms under various click situations. We find that:

- Our model-based unbiased learning to rank achieves best performance among all the state-of-the-art methods in terms of nDCG and ERR, which indicates our model is robust when propensity cannot be accurately estimated.
- Reducing variance can enhance performance on unbiased learning to rank. As MULTR shares the same method with DLA in estimating the propensity, the improvements over DLA demonstrate the necessity of handling variance in IPW-based methods.
- The naive method may achieve better performance than some unbiased learning to rank methods when clicks are generated by a cascade model. One explanation is that documents displayed at lower rank have higher opportunity to be examined; thus they receive more clicks, which alleviates the bias in click data. This observation confirms that a mismatch between propensity estimation and real bias could lead to performance even worse than raw click data.
- The oracle model with human annotation consistently achieves the best performance. It implies that there is still room to improve in unbiased learning to rank methods.

5.2 Ablation Study (RQ2)

MULTR has specific design features, including a context-aware user simulator and a doubly robust loss function to train rankers. To demonstrate their effectiveness, we analyze their respective impacts on the model's performance via ablation study. The experimental results of its two variants on two datasets are summarized in Table 1. We analyze their respective effects as follows.

(1) Rand-MULTR: When we replace the well-trained user simulator with one from random initialization, the performance of Rand-MULTR significantly degrades. This observation verifies the necessity of an accurate user simulator for the doubly robust estimator learning process: when the user simulator has a high bias due to inaccurate click imputations, it will mislead the rankers.

(2) EIB-MULTR: When we use the same treatments for real clicks from observations and pseudo clicks from user simulators, the performance of EIB-MULTR suffers a significant decrease. This suggests, naturally, that there is a discrepancy between real clicks and pseudo clicks. The doubly robust approach effectively leverages pseudo clicks and improves the performance of rankers.

5.3 Parameter Sensitivity Study (RQ3)

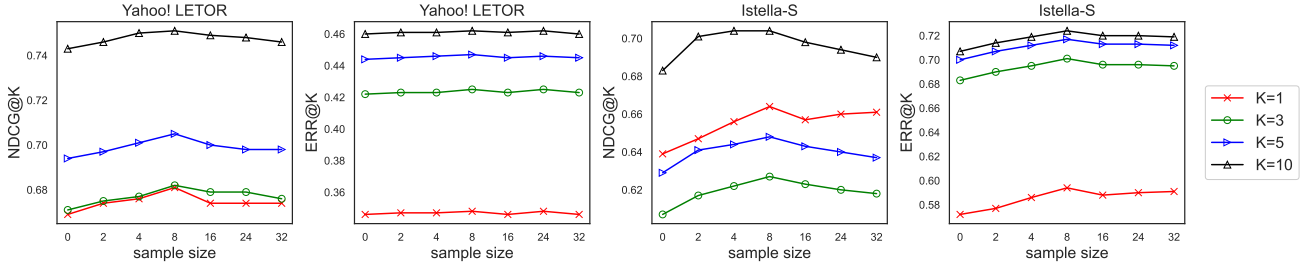
As we have explained previously, when N is the maximum number of documents that can be shown to users, there will be $N!$ candidate ranked lists, which could be large. Therefore, we decrease the number of samples for unobserved ranked lists in practice. To investigate its impact in MULTR, we vary the sample size for unobserved ranked lists in the range of $\{0, 2, 4, 8, 16, 24, 32\}$. Figure 3 shows the nDCG@K and ERR@K for MULTR with respect to different sample sizes on both datasets.

⁵<http://www.thuir.cn/data-tiangong-ultr/>

⁶<https://www.sogou.com/>

Table 1: A comparison of the overall performance MULTR and competing methods on Yahoo! and Istella-S datasets. “*” indicates the statistically significant improvement over the best baseline.

Methods	Yahoo! LETOR								Istella-S							
	NDCG@K				ERR@K				NDCG@K				ERR@K			
	K = 1	K = 3	K = 5	K = 10	K = 1	K = 3	K = 5	K = 10	K = 1	K = 3	K = 5	K = 10	K = 1	K = 3	K = 5	K = 10
Oracle	0.689	0.691	0.714	0.761	0.350	0.428	0.449	0.465	0.671	0.641	0.667	0.729	0.598	0.709	0.725	0.731
MULTR	0.681*	0.682*	0.705*	0.751*	0.348*	0.426*	0.447*	0.463*	0.664*	0.627*	0.648*	0.704*	0.594*	0.701*	0.717*	0.724*
DLA	0.669	0.671	0.694	0.743	0.346	0.422	0.444	0.460	0.639	0.607	0.629	0.683	0.572	0.683	0.700	0.707
REM	0.636	0.638	0.661	0.711	0.336	0.410	0.432	0.448	0.590	0.551	0.568	0.618	0.528	0.640	0.659	0.669
PairD	0.653	0.662	0.687	0.738	0.333	0.413	0.436	0.451	0.604	0.586	0.617	0.687	0.537	0.661	0.680	0.688
PAL	0.645	0.660	0.683	0.735	0.328	0.410	0.432	0.448	0.620	0.595	0.623	0.691	0.553	0.672	0.690	0.698
Naive	0.651	0.660	0.685	0.737	0.332	0.411	0.434	0.450	0.613	0.592	0.622	0.690	0.546	0.667	0.686	0.694
Rand-MULTR	0.667	0.670	0.693	0.743	0.341	0.419	0.441	0.457	0.633	0.604	0.631	0.693	0.564	0.681	0.698	0.706
EIB-MULTR	0.674	0.678	0.700	0.749	0.346	0.423	0.445	0.460	0.653	0.611	0.631	0.684	0.585	0.690	0.707	0.714

**Figure 3: Study of effect of sample size for unobserved ranked lists on Yahoo! LETOR and Istella-S.**

First, MULTR with sample number 0, *i.e.*, we merely sample from unobserved candidate rank lists, derives the worst performance. This observation shows that the well-trained user simulator enables the unobserved rank lists to provide rankers with useful information. Second, when the sampling number increases from 0 to 8, the performance at all levels increases. This shows that sampling more unobserved rank lists can bring more beneficial information to rankers. Third, overly large sampling does not show a significant improvement, even though we should sample all unobserved rank lists in theory. We even observe that NDCG starts to decrease when the sample number increases from 8 to 32. One possible reason could be that the observed rank lists are typically sparse in practise, meaning that we cannot ensure that the rankers obtain sufficient information. For both datasets, the optimal sampling size is 8. In conclusion, setting the sampling size too conservatively or too aggressively may adversely affect the ranking performance, and too aggressively also brings in unnecessary computational cost.

5.4 Real Data Study (RQ4)

As we have demonstrated that the proposed MULTR works well in the simulation study, we would further investigate how it performs on real click logs recorded by the search engine. We compare MULTR with existing unbiased learning to rank algorithms on real data. The experimental results are summarized in Table 2. From the results, we can see that MULTR outperforms state-of-the-art

unbiased learning to rank algorithms. This shows that MULTR can effectively leverage the implicit relevance signals in users' clicks. The user simulator captures important properties of real users and serves as a reliable pseudo click provider for the ranker.

Table 2: Comparison of MULTR and competing methods on Tiangong-ULTR.

Methods	NDCG@K				ERR@K			
	K = 1	K = 3	K = 5	K = 10	K = 1	K = 3	K = 5	K = 10
MULTR	0.483	0.465	0.469	0.476	0.448	0.578	0.606	0.618
DLA	0.472	0.443	0.425	0.443	0.443	0.571	0.594	0.610
REM	0.450	0.455	0.457	0.476	0.422	0.566	0.594	0.606
PairD	0.388	0.371	0.369	0.383	0.364	0.494	0.522	0.542
PAL	0.365	0.384	0.395	0.413	0.342	0.483	0.516	0.533
Naive	0.412	0.413	0.408	0.411	0.386	0.528	0.556	0.570

6 RELATED WORK

We summarize the related literature on *Unbiased Learning to Rank*, *Model-based Methods* and *Doubly-Robust Methods* as follows.

Unbiased Learning to Rank. To extract unbiased and reliable relevance signals from biased click signals, there are two streams of unbiased learning to rank methodologies. One school depends on click modeling, which makes assumptions of user browsing behaviors. Such methods maximize the likelihood of the observed

data, model the examination probability and infer accurate relevance feedback from user clicks [7, 10, 12, 31]. For example, Guo et al. [16] propose a position-bias aware learning framework for CTR prediction that models position-bias in offline training and conducts online inference without biased information. Wang et al. [48] unify the training of the ranker model and the estimation of examination propensity with a graphical model and an EM algorithm. Despite their success, one major drawback of click models is that they usually require that the same query-document pair appears multiple times for reliable inference [30]; thus they may fall short for tail queries. The other school derives from counterfactual learning, which treats bias as a counterfactual factor and debiases user clicks via inverse propensity weighting [25, 47]. Recent efforts jointly model the propensity estimation and unbiased learning to rank. For instance, Ai et al. [2] and Hu et al. [20] present dual learning frameworks for estimating bias and training a ranking model. However, these methods ignore the severe high variance problem in IPW-based methods, particularly for long-tail data. Our paper falls in the same propensity-based framework; however, we address the high variance problem by optimizing the ranking model in a doubly robust way, which has low bias and low variance.

Model-based Methods. Model-based methods aim to construct a predictive user model and ask the question of the form "what will the user click if the search result page is presented differently?", which naturally fits debiasing. There are mainly two directions for the research: (1) knowledge distillation with unbiased data, and (2) causal models with biased data. In knowledge distillation, a collection of unbiased data is needed, and it is used to generate unbiased predictions from biased click data. For example, Lin et al. [26] propose joint reconstruction for knowledge transfer between the biased and unbiased data. In the causal model framework, one needs to design a causal diagram and utilize it to mitigate bias. For instance, Liu et al. [28] propose a debiased information bottleneck to obtain a debiased representation. In general, the work that has the most relevance to ours is [51] which utilizes a context-aware user simulator to train the ranking models with user clicks. A significant difference is that the method in [51] only uses the pseudo click that are generated by the user simulator, which overlooks the discrepancy between real click and pseudo click. However we leverage the pseudo-click data in a doubly-robust way. As ablation study has shown that the doubly robust approach can effectively leverage both real and pseudo clicks, and improve the ranking performance.

Doubly-Robust Methods. Doubly-robust has been applied to address position bias on recommendation systems. For example, Saito [37] propose a DR method for post-click conversions. Guo et al. [17] further develop a more doubly robust estimator to reduce the variance. However, unlike recommendation systems, the treatment variable – the observation of a document – is unobservable. It is because when a document is not clicked, we cannot determine whether the user chose not to click or the user did not examine it [32]. In this paper, we address this key challenge by taking the observation of rank lists as treatment. To this end, we incorporate the inverse propensity weighting with pseudo-click labels in a doubly robust way, where the user simulator essentially functions as the imputation model.

7 CONCLUSION AND FUTURE WORK

In this work, we propose MULTR, a model-based unbiased learning to rank framework. We design a context-aware user simulator to produce labels for unobserved ranked list as supervision signals, and a doubly-robust learning algorithm that optimizes ranking models with both real user clicks and pseudo clicks. Considering the discrepancy between real clicks from users and pseudo clicks from user simulators, we resort to a doubly robust approach. To address the key challenge of doubly robust in ULTR – the treatment, *i.e.*, user examination, is not directly observable in click data, we propose to take the observation of ranked lists as the treatment. After that, we incorporate the inverse propensity weighting with pseudo-click labels in a doubly robust way. We conduct theoretical analysis to reveal that our method is more robust than existing methods. Extensive experiments on benchmark datasets, including simulated datasets and real click logs, demonstrate that the proposed model-based method consistently outperforms state-of-the-art methods in various scenarios.

Our work opens the door for incorporating model-based methods into the unbiased learning to rank effort, and there are still many problems to investigate in this direction. For example, the proposed method can be extended to scenarios which existing IPW-based methods cannot solve, for example, trust bias. In addition, it would also be interesting to incorporate bandit learning into the user simulator training to obtain a more accurate ranking model, since the user simulator could learn to generate pseudo clicks for documents that have not appeared in the past.

REFERENCES

- [1] Qingyao Ai, Keping Bi, Jiafeng Guo, and W. Bruce Croft. 2018. Learning a Deep Listwise Context Model for Ranking Refinement. In *The 41st International ACM SIGIR Conference on Research & Development in Information Retrieval, SIGIR 2018, Ann Arbor, MI, USA, July 08-12, 2018*. ACM, 135–144.
- [2] Qingyao Ai, Keping Bi, Cheng Luo, Jiafeng Guo, and W. Bruce Croft. 2018. Unbiased Learning to Rank with Unbiased Propensity Estimation. In *The 41st International ACM SIGIR Conference on Research & Development in Information Retrieval, SIGIR 2018, Ann Arbor, MI, USA, July 08-12, 2018*. ACM, 385–394.
- [3] Qingyao Ai, Jiaxin Mao, Yiqun Liu, and W. Bruce Croft. [n. d.]. Unbiased Learning to Rank: Theory and Practice. In *Proceedings of the 27th ACM International Conference on Information and Knowledge Management, CIKM 2018, Torino, Italy, October 22-26, 2018*. ACM, 2305–2306.
- [4] Alexey Borisov, Ilya Markov, Maarten de Rijke, and Pavel Serdyukov. [n. d.]. A Neural Click Model for Web Search. In *Proceedings of the 25th International Conference on World Wide Web, WWW 2016, Montreal, Canada, April 11 - 15, 2016*. ACM, 531–541.
- [5] Olivier Chapelle and Yi Chang. 2011. Yahoo! Learning to Rank Challenge Overview. In *Proceedings of the Yahoo! Learning to Rank Challenge, held at ICML 2010, Haifa, Israel, June 25, 2010 (JMLR Proceedings, Vol. 14)*. JMLR.org, 1–24.
- [6] Olivier Chapelle, Yi Chang, and Tie-Yan Liu (Eds.). 2011. *Proceedings of the Yahoo! Learning to Rank Challenge, held at ICML 2010, Haifa, Israel, June 25, 2010*. JMLR Proceedings, Vol. 14. JMLR.org.
- [7] Olivier Chapelle, Donald Metzler, Ya Zhang, and Pierre Grinspan. 2009. Expected reciprocal rank for graded relevance. In *Proceedings of the 18th ACM Conference on Information and Knowledge Management, CIKM 2009, Hong Kong, China, November 2-6, 2009*. ACM, 621–630.
- [8] Olivier Chapelle and Ya Zhang. 2009. A dynamic bayesian network click model for web search ranking. In *Proceedings of the 18th International Conference on World Wide Web, WWW 2009, Madrid, Spain, April 20-24, 2009*. ACM, 1–10.
- [9] Mouxian Chen, Chenghao Liu, Jianling Sun, and Steven C. H. Hoi. 2021. Adapting Interactional Observation Embedding for Counterfactual Learning to Rank. In *SIGIR '21: The 44th International ACM SIGIR Conference on Research and Development in Information Retrieval, Virtual Event, Canada, July 11-15, 2021*. ACM, 285–294.
- [10] Aleksandr Chuklin, Ilya Markov, and Maarten de Rijke. 2016. Click Models for Web Search and their Applications to IR: WSDM 2016 Tutorial. In *Proceedings of the Ninth ACM International Conference on Web Search and Data Mining, San*

- Francisco, CA, USA, February 22–25, 2016. ACM, 689–690.
- [11] Djork-Arné Clevert, Thomas Unterthiner, and Sepp Hochreiter. 2016. Fast and Accurate Deep Network Learning by Exponential Linear Units (ELUs). In *4th International Conference on Learning Representations, ICLR 2016, San Juan, Puerto Rico, May 2–4, 2016, Conference Track Proceedings*.
 - [12] Nick Craswell, Onno Zoeter, Michael J. Taylor, and Bill Ramsey. 2008. An experimental comparison of click position-bias models. In *Proceedings of the International Conference on Web Search and Web Data Mining, WSDM 2008, Palo Alto, California, USA, February 11–12, 2008*. ACM, 87–94.
 - [13] Mostafa Dehghani, Hamed Zamani, Aliaksei Severyn, Jaap Kamps, and W. Bruce Croft. 2017. Neural Ranking Models with Weak Supervision. In *Proceedings of the 40th International ACM SIGIR Conference on Research and Development in Information Retrieval, Shinjuku, Tokyo, Japan, August 7–11, 2017*. ACM, 65–74.
 - [14] John C. Duchi, Elad Hazan, and Yoram Singer. 2011. Adaptive Subgradient Methods for Online Learning and Stochastic Optimization. *J. Mach. Learn. Res.* 12 (2011), 2121–2159.
 - [15] Georges Dupret and Benjamin Piwowarski. 2008. A user browsing model to predict search engine click data from past observations. In *Proceedings of the 31st Annual International ACM SIGIR Conference on Research and Development in Information Retrieval, SIGIR 2008, Singapore, July 20–24, 2008*. ACM, 331–338.
 - [16] Huifeng Guo, Jinkai Yu, Qing Liu, Ruiming Tang, and Yuzhou Zhang. 2019. PAL: a position-bias aware learning framework for CTR prediction in live recommender systems. In *Proceedings of the 13th ACM Conference on Recommender Systems, RecSys 2019, Copenhagen, Denmark, September 16–20, 2019*. ACM, 452–456.
 - [17] Siyuan Guo, Lixin Zou, Yiding Liu, Wenwen Ye, Suqi Cheng, Shuaiqiang Wang, Hengchang Chen, Dawei Yin, and Yi Chang. 2021. Enhanced Doubly Robust Learning for Debiasing Post-Click Conversion Rate Estimation. In *SIGIR '21: The 44th International ACM SIGIR Conference on Research and Development in Information Retrieval, Virtual Event, Canada, July 11–15, 2021*. ACM, 275–284.
 - [18] José Miguel Hernández-Lobato, Neil Houlsby, and Zoubin Ghahramani. 2014. Probabilistic Matrix Factorization with Non-random Missing Data. In *Proceedings of the 31th International Conference on Machine Learning, ICML 2014, Beijing, China, 21–26 June 2014 (JMLR Workshop and Conference Proceedings, Vol. 32)*. JMLR.org, 1512–1520.
 - [19] Sepp Hochreiter and Jürgen Schmidhuber. 1997. Long Short-Term Memory. *Neural Comput.* 9, 8 (1997), 1735–1780.
 - [20] Ziniu Hu, Yang Wang, Qu Peng, and Hang Li. 2019. Unbiased LambdaMART: An Unbiased Pairwise Learning-to-Rank Algorithm. In *The World Wide Web Conference, WWW 2019, San Francisco, CA, USA, May 13–17, 2019*. ACM, 2830–2836.
 - [21] Kalervo Järvelin and Jaana Kekäläinen. 2002. Cumulated gain-based evaluation of IR techniques. *ACM Trans. Inf. Syst.* 20, 4 (2002), 422–446.
 - [22] Thorsten Joachims. 2006. Training linear SVMs in linear time. In *Proceedings of the Twelfth ACM SIGKDD International Conference on Knowledge Discovery and Data Mining, Philadelphia, PA, USA, August 20–23, 2006*. ACM, 217–226.
 - [23] Thorsten Joachims, Laura A. Granka, Bing Pan, Helene Hembrooke, and Geri Gay. 2005. Accurately interpreting clickthrough data as implicit feedback. In *SIGIR 2005: Proceedings of the 28th Annual International ACM SIGIR Conference on Research and Development in Information Retrieval, Salvador, Brazil, August 15–19, 2005*. ACM, 154–161.
 - [24] Thorsten Joachims, Laura A. Granka, Bing Pan, Helene Hembrooke, Filip Radlinski, and Geri Gay. 2007. Evaluating the accuracy of implicit feedback from clicks and query reformulations in Web search. *ACM Trans. Inf. Syst.* 25, 2 (2007), 7.
 - [25] Thorsten Joachims, Adith Swaminathan, and Tobias Schnabel. 2017. Unbiased Learning-to-Rank with Biased Feedback. In *Proceedings of the Tenth ACM International Conference on Web Search and Data Mining, WSDM 2017, Cambridge, United Kingdom, February 6–10, 2017*. ACM, 781–789.
 - [26] Zinan Lin, Dugang Liu, WeiKe Pan, and Zhong Ming. 2021. Transfer Learning in Collaborative Recommendation for Bias Reduction. In *RecSys '21: Fifteenth ACM Conference on Recommender Systems, Amsterdam, The Netherlands, 27 September 2021 – 1 October 2021*. ACM, 736–740.
 - [27] Dugang Liu, Pengxiang Cheng, Zhenhua Dong, Xiuqiang He, WeiKe Pan, and Zhong Ming. 2020. A General Knowledge Distillation Framework for Counterfactual Recommendation via Uniform Data. In *Proceedings of the 43rd International ACM SIGIR conference on research and development in Information Retrieval, SIGIR 2020, Virtual Event, China, July 25–30, 2020*. ACM, 831–840.
 - [28] Dugang Liu, Pengxiang Cheng, Hong Zhu, Zhenhua Dong, Xiuqiang He, WeiKe Pan, and Zhong Ming. 2021. Mitigating Confounding Bias in Recommendation via Information Bottleneck. In *RecSys '21: Fifteenth ACM Conference on Recommender Systems, Amsterdam, The Netherlands, 27 September 2021 – 1 October 2021*. ACM, 351–360.
 - [29] Claudio Lucchese, Franco Maria Nardini, Salvatore Orlando, Raffaele Perego, Fabrizio Silvestri, and Salvatore Trani. 2016. Post-Learning Optimization of Tree Ensembles for Efficient Ranking. In *Proceedings of the 39th International ACM SIGIR conference on Research and Development in Information Retrieval, SIGIR 2016, Pisa, Italy, July 17–21, 2016*. ACM, 949–952.
 - [30] Jiaxin Mao, Zhumin Chu, Yiqun Liu, Min Zhang, and Shaoping Ma. 2019. Investigating the Reliability of Click Models. In *Proceedings of the 2019 ACM SIGIR International Conference on Theory of Information Retrieval, ICTIR 2019, Santa Clara, CA, USA, October 2–5, 2019*. ACM, 125–128.
 - [31] Jiaxin Mao, Cheng Luo, Min Zhang, and Shaoping Ma. 2018. Constructing Click Models for Mobile Search. In *The 41st International ACM SIGIR Conference on Research & Development in Information Retrieval, SIGIR 2018, Ann Arbor, MI, USA, July 08–12, 2018*. ACM, 775–784.
 - [32] Harrie Oosterhuis. 2022. Doubly-Robust Estimation for Unbiased Learning-to-Rank from Position-Biased Click Feedback. *arXiv preprint arXiv:2203.17118* (2022).
 - [33] Zohreh Ovaisi, Ragib Ahsan, Yifan Zhang, Kathryn Vasilaky, and Elena Zheleva. 2020. Correcting for Selection Bias in Learning-to-rank Systems. In *WWW '20: The Web Conference 2020, Taipei, Taiwan, April 20–24, 2020*. ACM / IW3C2, 1863–1873.
 - [34] Matthew Richardson, Ewa Dominowska, and Robert Ragno. 2007. Predicting clicks: estimating the click-through rate for new ads. In *Proceedings of the 16th International Conference on World Wide Web, WWW 2007, Banff, Alberta, Canada, May 8–12, 2007*. ACM, 521–530.
 - [35] Paul R Rosenbaum and Donald B Rubin. 1983. The central role of the propensity score in observational studies for causal effects. *Biometrika* 70, 1 (1983), 41–55.
 - [36] Yuta Saito. 2020. Asymmetric Tri-training for Debiasing Missing-Not-At-Random Explicit Feedback. In *Proceedings of the 43rd International ACM SIGIR conference on research and development in Information Retrieval, SIGIR 2020, Virtual Event, China, July 25–30, 2020*. ACM, 309–318.
 - [37] Yuta Saito. 2020. Doubly Robust Estimator for Ranking Metrics with Post-Click Conversions. In *RecSys 2020: Fourteenth ACM Conference on Recommender Systems, Virtual Event, Brazil, September 22–26, 2020*. ACM, 92–100.
 - [38] Mark Sanderson. 2010. Test Collection Based Evaluation of Information Retrieval Systems. *Found. Trends Inf. Retr.* 4, 4 (2010), 247–375.
 - [39] Tobias Schnabel, Adith Swaminathan, Ashudeep Singh, Navin Chandak, and Thorsten Joachims. 2016. Recommendations as Treatments: Debiasing Learning and Evaluation. In *Proceedings of the 33rd International Conference on Machine Learning, ICML 2016, New York City, NY, USA, June 19–24, 2016 (JMLR Workshop and Conference Proceedings, Vol. 48)*. JMLR.org, 1670–1679.
 - [40] Chengyao Shen and Qi Zhao. 2014. Webpage Saliency. In *Computer Vision - ECCV 2014 - 13th European Conference, Zurich, Switzerland, September 6–12, 2014, Proceedings, Part VII (Lecture Notes in Computer Science, Vol. 8695)*. Springer, 33–46.
 - [41] Mark D. Smucker, James Allan, and Ben Carterette. 2007. A comparison of statistical significance tests for information retrieval evaluation. In *Proceedings of the Sixteenth ACM Conference on Information and Knowledge Management, CIKM 2007, Lisbon, Portugal, November 6–10, 2007*. ACM, 623–632.
 - [42] Nitish Srivastava, Geoffrey E. Hinton, Alex Krizhevsky, Ilya Sutskever, and Ruslan Salakhutdinov. 2014. Dropout: a simple way to prevent neural networks from overfitting. *J. Mach. Learn. Res.* 15, 1 (2014), 1929–1958.
 - [43] Adith Swaminathan and Thorsten Joachims. 2015. The Self-Normalized Estimator for Counterfactual Learning. In *Advances in Neural Information Processing Systems 28: Annual Conference on Neural Information Processing Systems 2015, December 7–12, 2015, Montreal, Quebec, Canada*. 3231–3239.
 - [44] Anh Tran, Tao Yang, and Qingyao Ai. 2021. ULTRA: An Unbiased Learning To Rank Algorithm Toolbox. In *CIKM '21: The 30th ACM International Conference on Information and Knowledge Management, Virtual Event, Queensland, Australia, November 1 – 5, 2021*. ACM, 4613–4622.
 - [45] Ali Vardasbi, Harrie Oosterhuis, and Maarten de Rijke. 2020. When Inverse Propensity Scoring does not Work: Affine Corrections for Unbiased Learning to Rank. In *CIKM '20: The 29th ACM International Conference on Information and Knowledge Management, Virtual Event, Ireland, October 19–23, 2020*. ACM, 1475–1484.
 - [46] Hongning Wang, ChengXiang Zhai, Anlei Dong, and Yi Chang. 2013. Content-aware click modeling. In *22nd International World Wide Web Conference, WWW '13, Rio de Janeiro, Brazil, May 13–17, 2013*. International World Wide Web Conferences Steering Committee / ACM, 1365–1376.
 - [47] Xuanhui Wang, Michael Bendersky, Donald Metzler, and Marc Najork. 2016. Learning to Rank with Selection Bias in Personal Search. In *Proceedings of the 39th International ACM SIGIR conference on Research and Development in Information Retrieval, SIGIR 2016, Pisa, Italy, July 17–21, 2016*. ACM, 115–124.
 - [48] Xuanhui Wang, Nadav Golbandi, Michael Bendersky, Donald Metzler, and Marc Najork. 2018. Position Bias Estimation for Unbiased Learning to Rank in Personal Search. In *Proceedings of the Eleventh ACM International Conference on Web Search and Data Mining, WSDM 2018, Marina Del Rey, CA, USA, February 5–9, 2018*. ACM, 610–618.
 - [49] Yisong Yue, Rajan Patel, and Hein Roehrig. 2010. Beyond position bias: examining result attractiveness as a source of presentation bias in clickthrough data. In *Proceedings of the 19th International Conference on World Wide Web, WWW 2010, Raleigh, North Carolina, USA, April 26–30, 2010*. ACM, 1011–1018.
 - [50] Hamed Zamani, Bhaskar Mitra, Xia Song, Nick Craswell, and Saurabh Tiwary. 2018. Neural Ranking Models with Multiple Document Fields. In *Proceedings of the Eleventh ACM International Conference on Web Search and Data Mining, WSDM 2018, Marina Del Rey, CA, USA, February 5–9, 2018*. ACM, 700–708.

- [51] Junqi Zhang, Jiaxin Mao, Yiqun Liu, Ruizhe Zhang, Min Zhang, Shaoping Ma, Jun Xu, and Qi Tian. [n. d.]. Context-Aware Ranking by Constructing a Virtual Environment for Reinforcement Learning. In *Proceedings of the 28th ACM International Conference on Information and Knowledge Management, CIKM 2019, Beijing, China, November 3-7, 2019*. ACM, 1603–1612.
- [52] Honglei Zhuang, Zhen Qin, Xuanhui Wang, Michael Bendersky, Xinyu Qian, Po Hu, and Dan Chary Chen. 2021. Cross-Positional Attention for Debiasing Clicks. In *WWW '21: The Web Conference 2021, Virtual Event / Ljubljana, Slovenia, April 19-23, 2021*. ACM / IW3C2, 788–797.

This figure "sample-franklin.png" is available in "png" format from:

<http://arxiv.org/ps/2207.11785v1>