
BETTER REASONING BEHIND CLASSIFICATION PREDICTIONS WITH BERT FOR FAKE NEWS DETECTION

Daesoo Lee

Norwegian University of Science and Technology
 Alfred Getz' vei 1, 7034 Trondheim, Norway
 daesoo.lee@ntnu.no

ABSTRACT

Fake news detection has become a major task to solve as there has been an increasing number of fake news on the internet in recent years. Although many classification models have been proposed based on statistical learning methods showing good results, reasoning behind the classification performances may not be enough. In the self-supervised learning studies, it has been highlighted that a quality of representation (embedding) space matters and directly affects a downstream task performance. In this study, a quality of the representation space is analyzed visually and analytically in terms of linear separability for different classes on a real and fake news dataset. To further add interpretability to a classification model, a modification of Class Activation Mapping (CAM) is proposed. The modified CAM provides a CAM score for each word token, where the CAM score on a word token denotes a level of focus on that word token to make the prediction. Finally, it is shown that the naive BERT model topped with a learnable linear layer is enough to achieve robust performance while being compatible with CAM.

Keywords Fake news detection · Representation space analysis · Class Activation Mapping (CAM) · BERT

1 Introduction

In recent years, deceptive content such as fake news has become one of the major issues as such fake news can easily be spread out to millions and billions of people through various online platforms. Although there are many reliable news organizations, there are also a large number of smaller news sources that may deliver news that are not trustworthy. In addition, now that anybody can publish any sort of statement on social media platforms, the issue with fake news has become even larger. For instance, the U.S. presidential election in 2016 triggered a major public concern in the United States about the spread of fake news on social media [1].

In recent years, many fake news detection methods have been proposed based on statistical learning methods [2, 3, 4, 5], in which some are based on traditional methods and others are based on deep learning methods. Those fake news detection methods consist of three main components: 1) tokenization, 2) vectorization, and 3) classification model. The tokenization involves pre-processing such as splitting a sentence into a set of words, removal of the stop words, and stemming. The vectorization is typically achieved by a word count method such as term frequency-inverted document frequency (TF-IDF) or a pre-trained word embedding matrix by unsupervised word embedding models such as Word2Vec [6], GloVe [7], or BERT [8]. Although those studies [2, 3, 4, 5] have shown gradual improvement in the fake news detection performance over years, the studies are only about experimenting with different models and different pre-trained word embedding matrices, and report which combination works the best. Also, their evaluations are solely based on classification metrics such as false-positive rate, false-negative rate, and accuracy.

The recent studies in self-supervised learning (SSL) have shown importance of representation space quality [9, 10, 11, 12, 13]. The SSL methods are designed to train a model in a self-supervised learning manner so that it can model the representation space effectively. One of the commonly-used representations in the SSL methods is the vector after the global-average-pooling (GAP) layer in ResNet [14]. The representation space refers to the space of

the vector. In the *well-fitted* representation space, even a linear layer is enough to do a downstream task such as a classification task robustly. It is commonly known that performance of an NLP model is better with Word2Vec or GloVe than with TF-IDF, and performance with BERT is better than with GloVe or Word2Vec. Therefore, an initial assumption in this study was that a quality of the representation (embedding or vector) space should be ordered as follows (in descending order): BERT, Word2Vec or GloVe, and TF-IDF. To verify the assumption, analysis of a quality of the representation (embedding) space is conducted in this study.

Another limitation in the previous studies is a lack of a method to discover underlying patterns of real and fake news. Pattern discovery is an important aspect of a fake news detection method to answer the following question - "What makes fake news fake and real news real?". In this study, a simple method is proposed to discover underlying patterns of real and fake news based on an interpretation method in computer vision, Class Activation Mapping (CAM) proposed by [15].

In summary, the main contributions of this study are as follows: 1) Analysis of quality of the representation (embedding) space by TF-IDF, Word2Vec, GloVe, and BERT with respect to classification performance, 2) Proposal of modified CAM to discover underlying patterns of real and fake news, 3) Achievement of both high classification accuracy and interpretability with a simple BERT-based architecture (*i.e.*, naive BERT topped with a linear layer).

2 Background and Related Work

Representation Space The representation space commonly refers to a vector space where the vector is usually the one right after an encoder such as ResNet. One illustration for the representation space is presented in Fig. 1, which is originally from a SSL paper that proposed Variance-Invariance-Covariance Regularization (VICReg) [12]. After the representation space is fitted by VICReg, the authors discarded all the modules except the encoder, froze the encoder, and added a linear layer onto the frozen encoder. They trained the linear layer only on the ImageNet dataset for a classification task to see how much the learned representations are linearly separable (*i.e.*, higher classification would mean the representations are linearly well separable by the linear layer, meaning the quality of the learned representations is good). They achieved the test accuracy of 73.2% and 91.1% for the top-1 and top-5 accuracies, respectively. Another recent SSL study that proposed Mean Shift (MSF) presented nice visualization of the representation space by t-SNE over epochs trained on the ImageNet dataset as Fig. 2 [16].

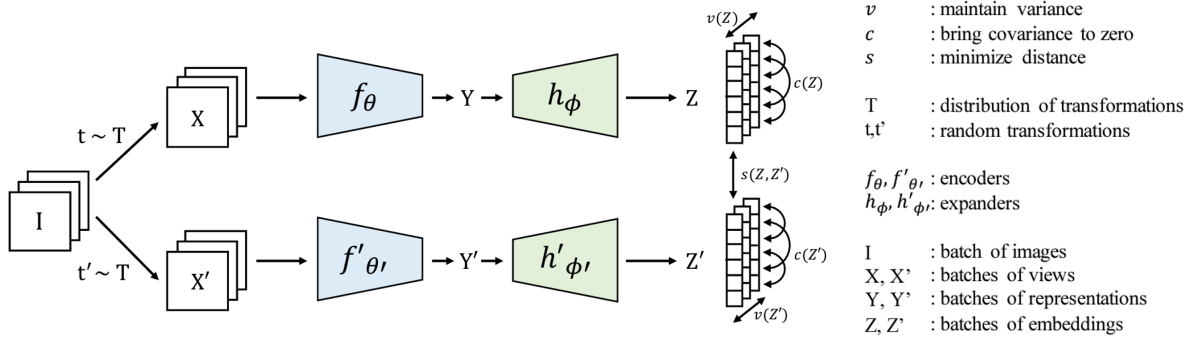


Figure 1: Overall framework of one of the recent SSL methods, VICReg. Y is denoted as *representation* and its space is termed representation space. As for the encoder f_θ , ResNet is used. Note that this SSL framework is proposed to effectively fit the representation space in a self-supervised learning manner so that a downstream task such as classification can easily be done with a light prediction head with fine-tuning. [12]

Interpretability Deep learning models have been criticized for being a black box for many years. To resolve that issue, many interpretation methods have been proposed for different purposes. One of the most influential interpretation methods from computer vision is CAM [15] and Grad-CAM [17]. Some examples of CAM are shown in Fig. 3. Though CAM was proposed in computer vision, the initial assumption in this study was that it should be possible to apply this to an NLP model with a bit of modification to a model architecture.

Previous Fake News Detection Methods A traditional framework to solve NLP-classification problems consists of the followings: 1) preprocessing a dataset (tokenizing, stop word removal, stemming, etc.), 2) word vectorization, 3) training a classifier. [2] followed this traditional approach, where TF-IDF with different n-gram sizes are used for word vectorization and support vector machine, K-nearest neighbor, linear regression, and decision tree are used

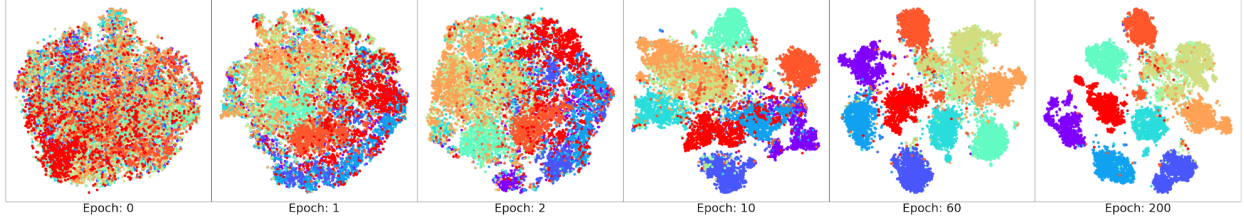


Figure 2: Visualization of the learned representations by MSF with 10 different classes on the ImageNet dataset at different epochs. The different colors represent different classes. It can be observed that the representation space is effectively fitted such that samples with the same class are clustered while samples with different classes are pushed away. [16]




Figure 3: Examples of CAM. The strength of the color denotes a level of focus by the model. The red color indicates that the model is putting a strong focus on that part to classify an image as "Brushing teeth" or "Cutting trees" while the blue color indicates a near-zero focus. [15]

for the classifier. In a recent year, [3] used a CNN-LSTM architecture, where CNN and LSTM stand for convolutional neural network and long short term memory, respectively. In their work, a pre-trained GloVe is used for word vectorization and the word vectors are first processed by a CNN layer and then by an LSTM layer, where the CNN captures local dependency while the LSTM captures long-term dependency. In the same year, [5] proposed to utilize a pre-trained word embedding matrix by BERT with a CNN-based model architecture. They did comparative experiments between GloVe and BERT and showed that BERT's word embedding is more effective than GloVe's.

Word Embedding Models As shown in Fig. 4, types of word embedding models can be divided into two: 1) static word embedding, 2) contextualized word embedding. The main difference is that a word embedding vector by the contextualized model reflects information of other words in the same sequence. Therefore, each word vector by the contextualized model is more context-aware. In this study, some popular embedding models from the static word embedding and contextualized word embedding are considered: Word2Vec, GloVe, and BERT.

3 Methodology

3.1 Models

Fig. 5 presents models for analysis of a quality of the representation (*i.e.*, static or contextualized word vector) space and the final classification model for fake news detection. In Fig. 5(a), Z_{TF-IDF} does not carry any semantics in its feature vector nor any temporal dependency. In Fig. 5(b), Z carries relational semantics that captures relations between different words, which would make Z a better quality representation than Z_{TF-IDF} . However, because Z is reduced by the GAP layer, Z' does not encode any temporal dependency. In Fig. 5(c), \tilde{Z} not only involves the word embedding but also the positional embedding and the segment embedding, and it is attended by the BERT's transformer encoder, where the attention mechanism effectively encodes global temporal dependency, then processed by the GAP layer. Therefore, Z'_b carries not only the relational semantics but also encodes the global

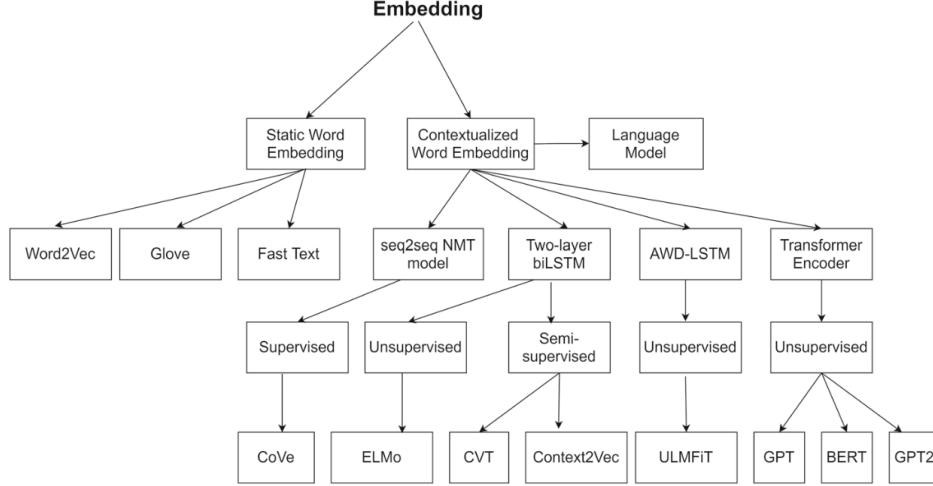


Figure 4: Overview of some of the well-known word embedding models [5].

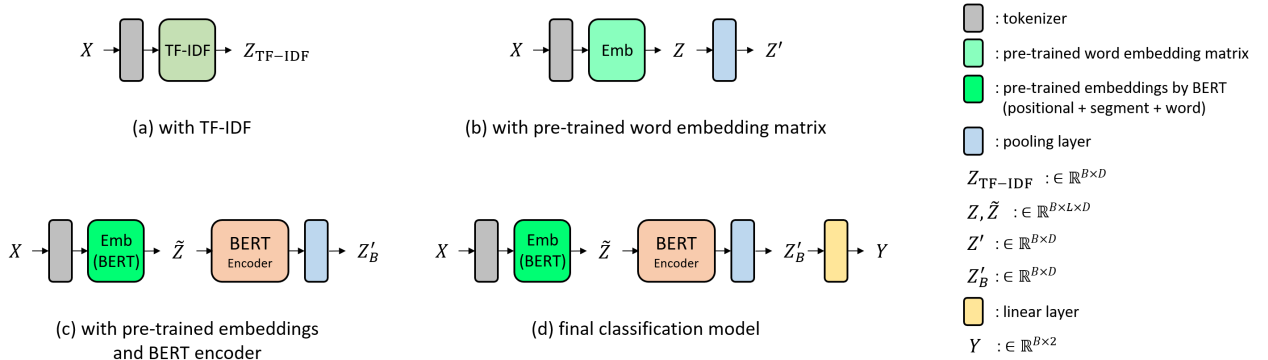


Figure 5: (a), (b), and (c) are for analysis of quality of the representation (*i.e.*, static or contextualized word vector) space. (d) is the final classification model used in this study. X , B , D , L denote a batch of sentences, batch size, dimension size, and token length, respectively. $Z_{\text{TF-IDF}}$ denotes a batch of feature vectors from TF-IDF, Z denotes a batch of word vectors from a pre-trained word embedding matrix by Word2Vec, GloVe, or BERT, and \tilde{Z} denotes a batch of word vectors with the pre-trained embeddings by BERT. As for the pooling layer, the GAP layer along the L dimension is used. In the final classification model, Y has vector size of 2 for the two classes: real and fake. Note that cross-entropy loss is used to train the classification model.

temporal dependency. Hence, it can be intuitively thought that a quality of the representations would be listed as follows: Z'_B , Z' , and $Z_{\text{TF-IDF}}$. Finally, the final classification model used for the fake news detection is presented in Fig. 5(d).

3.2 CAM-based Interpretation Method

In the original paper of CAM, CAM is applied to a CNN model followed by GAP and linear layers. To make our model compatible with the CAM's framework, the GAP layer and the linear layer are followed after the BERT encoder as shown in Fig. 5(d). In the original CAM, the equation for the CAM score is defined as Eq. (1). $M_c(x, y)$ is the class activation map for class c and it indicates the importance of the activation at spatial grid (x, y) leading to the classification of an image to class c . $f_k(x, y)$ represents the activation of unit k (*i.e.*, k -th channel of the activation map) in the last convolutional layer at spatial location (x, y) . w_k^c is the weight in the linear layer corresponding to class c for unit k . Essentially, w_k^c indicates the importance of $\sum_{x,y} f_k(x, y)$ for class c . In this study, the spatial dimension does not lie in (x, y) but in the token length L . Here, l is used to indicate an element in the L dimension. Then, Eq. (1)'s notation can be modified to suit our model as Eq. (2). As for the implementation, everything remains the same except that it addresses the l spatial dimension instead of the (x, y) spatial dimension and the D dimension is addressed instead of the channel dimension.

$$M_c(x, y) = \sum_k w_k^c f_k(x, y) \quad (1)$$

$$M_c(l) = \sum_k w_k^c f_k(l) \quad (2)$$

4 Experiments and Results

4.1 Experimental Setup

Dataset A dataset named "fake and real news dataset" from Kaggle is used. The dataset can be found here: <https://bit.ly/36hZJog>. The dataset was collected from real-world sources. The real news articles were collected from Reuters.com (News website), and the fake news articles were collected from unreliable websites that Poitifact (a fact-checking organization in the USA) has stamped out. The dataset is class-balanced, in which 23,481 samples for the real news and 21,417 samples for the fake news. Most of the articles are political news articles that were published in 2016. In order not to make the dataset trivial for either classification or representation space analysis, the *text* columns is used as input sentences and "..(Reuters) -" is removed from the real news articles. The dataset is split into a training set and a test set by 80% and 20%, respectively.

Tokenizers and Embedding Matrices For the tokenizers, there are three types as shown in Fig. 5. For the framework in Fig. 5(a), a simple tokenizer included in `TfidfVectorizer` from the `scikit-learn` [18] is used. or the framework in Fig. 5(b), three types of pre-trained embedding matrices exist: Word2Vec, GloVe, and BERT. In case of the Word2Vec and GloVe embedding matrices, a simple tokenizer by `nltk.tokenize` is used. In case of the BERT embedding matrix, `BertTokenizer` from the `huggingface` [19] is used. For the embedding matrices by Word2Vec, GloVe, and BERT, `word2vec-google-news-300`, `glove-wiki-gigaword-300` from the `Gensim` [20], and `BertModel` from the `huggingface` are used, respectively.

Training Settings For an optimizer, AdamW [21] ($lr=0.001$, batch size=128, weight decay={0.1, 0.001, 0.00001}, epochs={1, 2}). The values within the curly brackets indicate that the best parameter among them is used to report the result. For a learning rate scheduler, a cosine learning rate decay is used [22].

To build and train the deep learning models, PyTorch [23] is used with a single GPU (RTX 3060) in this study.

Analysis of Representation Space: PCA The following representation spaces are analyzed in this study: 1) $Z_{\text{TF-IDF}}$, 2,3,4) Z' with the word embedding matrices of Word2Vec, GloVe, BERT, 5) Z'_B . Note that Z' belongs to the static word embedding and Z'_B belongs to the contextualized word embedding. In case of TF-IDF, it is fitted on the training set and the representations are obtained on the test set and projected onto 2-dimensional space by principal component analysis (PCA) with the first two principal components (PCs). In case of using the pre-trained embedding(s), the representations are obtained on the test set without prior fitting process and projected on the 2-dimensional PC space. If a representation space quality is good, the representations would be visibly separable according to different classes on the PC space. Typically, t-SNE is used for a visualization analysis tool, PCA is used here to linearly project the representations on 2-dimensional space instead of a non-linear projection method such as t-SNE because our goal is to see if the representations are linearly separable.

Analysis of Representation Space: Linear Evaluation The linear evaluation is a conventional evaluation method for SSL methods, which is used to evaluate how much learned representations are linearly separable so that a quality of learned representations can be measured. The linear evaluation is conducted on Fig. 5(a,b,c). The *linear evaluation protocol* used in this study is as follows: First, all the learnable parameters are frozen in a current model if there is any. Then, a learnable linear layer is added onto the model, fitted on the training set, and evaluated on the test set by test accuracy. The higher test accuracy would indicate that learned representation space is more linearly separable for the different classes.

4.2 Results and Discussion

Analysis of Representation Space: PCA and Linear Evaluation Analysis of the learned representations is conducted by PCA-based visual inspection and the linear evaluation. All the experimental cases are summarized in Table 1. The visualization of the representations on the 2-dimensional PC space is shown in Fig. 6 and the linear evaluation's test accuracy is shown in Table 1. Note that the visual linear-separability by PCA would not always be matched with the linear evaluation results since PCA is an unsupervised method, meaning that the PCA's principal

component axes are fitted without consideration of the labels. The PCA visualization shows that $Z_{\text{TF-IDF}}$ seems to be linearly separable to some extent, however, its representations do not have good clustering but are rather scattered out. The linear evaluation results with respect to $Z_{\text{TF-IDF}}$ are somewhat matched with the visual inspection by showing the test accuracy of around 89%. Z' by Word2Vec, and GloVe, and BERT (word emb. only) show good clustering in the PCA visualization but the two clusters have some overlapping region which would discourage the linear separability. The linear evaluation shows the test accuracy of around 89% for Z' -s. Finally, Z'_B shows the good clustering and separability in the PCA visualization and its linear evaluation results in the highest test accuracy, reaching around 97%. This result indicates that the contextualized word embedding where the contextualization is achieved by the BERT's transformer encoder significantly matters. Given that the model (h) could reach 97% by training a single linear layer only, the performance is expected to be further improved by fine-tuning some part of the BERT's transformer encoder (*e.g.*, a few top blocks of the transformer encoder).

| | Vectorizer | Notation of representation | n-gram type | Stop word removal | Dimension size | Linear evaluation (test acc.) |
|-----|----------------------------|----------------------------|-------------|-------------------|----------------|-------------------------------|
| (a) | TF-IDF | $Z_{\text{TF-IDF}}$ | unigram | yes | 300 | 0.892 |
| (b) | TF-IDF | $Z_{\text{TF-IDF}}$ | unigram | no | 300 | 0.901 |
| (c) | TF-IDF | $Z_{\text{TF-IDF}}$ | bi-gram | yes | 300 | 0.891 |
| (d) | TF-IDF | $Z_{\text{TF-IDF}}$ | bi-gram | no | 300 | 0.887 |
| (e) | Word2Vec | Z' | | no | 300 | 0.888 |
| (f) | GloVe | Z' | | no | 300 | 0.89 |
| (g) | BERT (word emb. only) | Z' | | no | 768 | 0.886 |
| (h) | BERT (all embs. + encoder) | Z'_B | | no | 768 | 0.969 |

Table 1: Summary of all the experimental cases. Note that Z' and Z'_B are static and contextualized word embeddings, respectively. "BERT (word emb. only)" denotes a vectorizer of the pre-trained word embedding matrix by BERT and the pooling layer while "BERT (all embs. + encoder)" denotes a vectorizer of all the pre-trained embeddings by BERT, the BERT encoder, and the pooling layer. For the test accuracy of the linear evaluation, the bold font denotes the best performance.

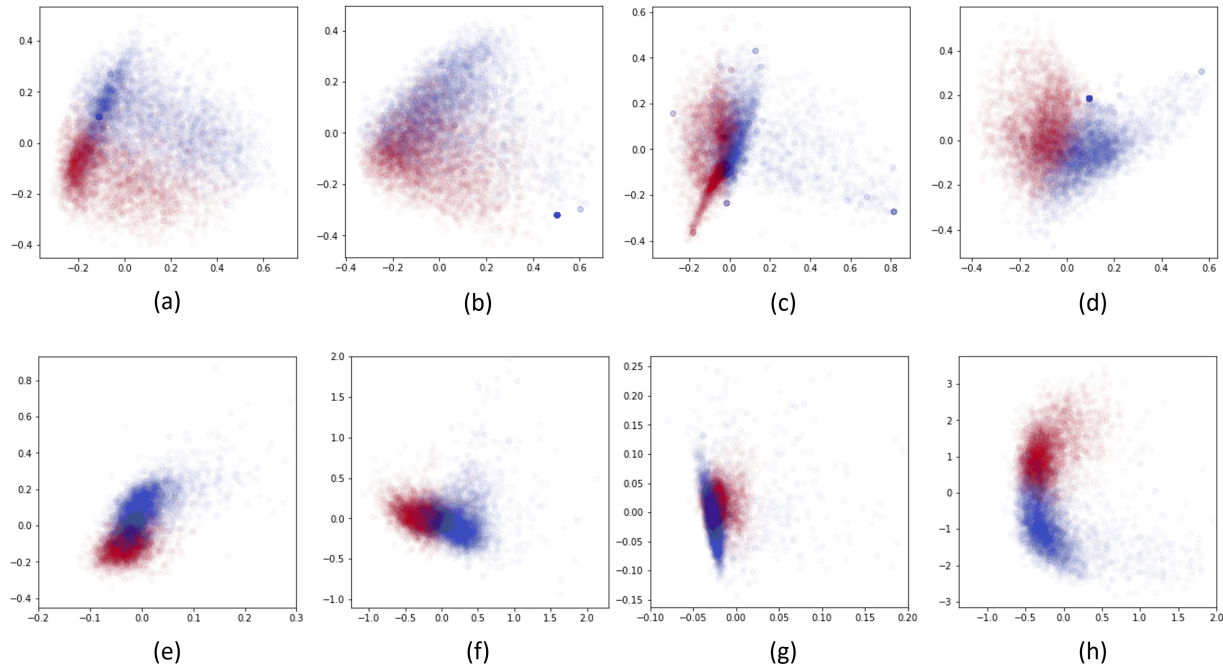


Figure 6: Visual analysis of the representation spaces by PCA. Notation of each sub-figure is explained in Table 1. The blue and red colors denote the fake and real labels, respectively. Among all the cases, (h) seems to be most linearly separable in a sense that samples are well-clustered with the small overlapping area.

Analysis of Representation Space: Z' vs. Z'_B In this paragraph, Z' by BERT and Z'_B right before the pooling layer are considered to analyze difference between the two representations along the temporal dimension and another difference imposed by the global temporal dependency encoded by the BERT's transformer encoder. Then, Z' and Z'_B have a dimension of $(B \times L \times D)$. The main difference between Z' by BERT and Z'_B is the contextualization process. Since the contextualization is achieved by the self-attention modules in the transformer encoder, it can be expected that tokens in Z'_B would have a higher correlation with other tokens with some semantic relations than Z' . To verify the assumption, one sample is randomly selected from the test set, and correlation matrices on Z' and Z'_B are obtained and presented in Fig. 7. The tokens of the entire sentence are truncated for the visualization. In Fig. 7, several major patterns can be found: 1) overall correlations are higher in Z'_B due to the transformer's self-attention module, 2) neighboring tokens have high correlations due to the positional encoding, 3) In Z' , the same word tokens have a correlation of 1.0 while the same word tokens do not have the perfect correlation in Z'_B this is because Z'_B involves both the positional encoding and the transformer encoder, which can encode the word relations in a context-aware manner. Some of the more detailed examples regarding the context-awareness are the correlation between u and s, correlation between u and s and donald and obama, and correlation between bill and ##care.

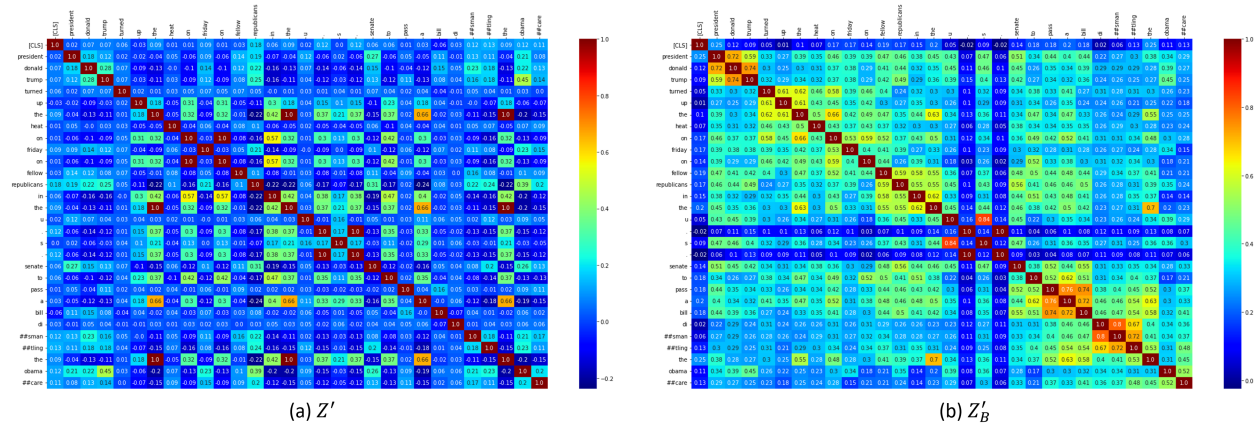


Figure 7: Correlation matrices on Z' and Z'_B to analyze difference between the two representations along the temporal dimension and another difference imposed by the global temporal dependency encoded by the BERT's transformer encoder. The words can be clearly visible when zoomed in. The used sentence here is "president donald trump turned up the heat on friday on fellow republicans in the u.s. senate to pass a bill dismantling the obamacare". Note that the presented word tokens are words processed by the BERT's tokenizer.

CAM-based Interpretation Method for Pattern Discovery In case of image data, M_c can be visualized in continuous colors over different colors to represent continuous values of M_c . But, the visualization of M_c on texts is quite tricky, therefore, 10% of words in a sentence with the highest $M_c(l)$ are colored in red while the rest of the words are colored in black. Then, the red words are the words that are highly "focused" to classify a class c . Fig. 8 shows example sentences with the CAM along with their classes. Even by a quick look, the patterns of the real and fake articles seem obvious considering the focused words. For instance, the focus is made mostly on formal words and formal phrases for the real articles, and the focus is mostly on informal words, informal phrases, and punctuation marks such as ; , () , / , @ , & , ! for the fake articles. Hence, the underlying pattern discovery for different classes through CAM is shown to be quite effective.

5 Conclusion

This study is about analysis of representation space, class-specific pattern discovery, and a simple classification model on the real and fake news dataset. The main contributions of this study are as follows: 1) analysis of the representation spaces by TF-IDF, Word2Vec, GloVe, and BERT through the PCA visualization and the linear evaluation, 2) application of CAM for class-specific pattern discovery, 3) achievement of both high classification accuracy and interpretability with a simple BERT-based architecture (*i.e.*, naive BERT topped with a linear layer). CAM is shown to be used as a useful and simple tool to discover class-specific patterns so that one can have a better understanding of a predicted classification. The pre-trained BERT model with a single linear layer on top is shown to be robust and interpretable such that its classification test accuracy is high and the architecture is compatible

Daesoo Lee

[illegible]

(CIS) hawaii this week will have monthly statewide testing cold war - nuclear attack warn sirens for the first time in at least a quarter century , in preparation for a possible missile strike from north korea . state officials said tuesday , a recording of the wailing air raid siren - familiar to older generations who grew up hearing it on a regular basis - was played over public address systems in all major cities . " we're doing this because we know we're the host capital , honolulu . i hope said he believed hawaii was the first in the nation to reinstate such wide statewide nuclear siren drills , the announcement , though planned weeks earlier , came hours after north korea 's latest test launch of a ballistic missile . pentagon said the rocket posed no danger to the united states , its territories or allies . but state emergency management authorities said they decided in recent months to reactivate the state's nuclear attack sirens for the first time since the 1960s . the move was part of a new effort to prepare residents for the possibility of a nuclear attack . air raid sirens - distinguished from steady tone sirens already in use to warn of hurricanes , tsunamis and other natural disasters - were set to return on friday . both sirens will be sounded in separate 50 - second intervals from more than 400 locations across the central pacific islands starting at 11 : 45 a . m . in a test that will be repeated on the first two tuesdays of next month . residents of the islands to get inside , stay inside and stay tuned when they hear the warning , a single 150 - lb outright warning detonated over pearl harbor on the main island of oahu would be expected to kill 18 , 000 people . pentagon said it was to be used as a last resort . state officials have said , citing projections based on assessments of north korea 's nuclear weapons technology , while casualties of that scale would be unprecedented on u . s . soil , an agency fact sheet stressed that 90 percent of hawaii 's 4 million people live on the island . the military command structure , as well as honolulu and about two - thirds of the state 's population , is seen as an especially likely target for potential north korean nuclear aggression against the united states in the event of an actual

[15] The **trump** administration's preparing to relax Obama's rules on drone strikes and commando raids, for more frequent operations against Islamic state and other militant groups, the new york times reported on Thursday, citing officials familiar with the internal debate within the White House. President Donald Trump's advisers have proposed relaxing the rules to generally allow strikes against militant groups, including Islamic State, in Syria and Iraq, the new york times reported. The times said the rule would be expanded to include foot soldiers, it said. The advisers also want to eliminate a rule that drone strikes and raids by the military and the central intelligence agency under high-level vetting, according to the times. Officials have agreed they should keep in place a requirement of "near certainty" that the strikes will be successful, the times said. The new rules would be signed by the president on Sept. 14 and sent then to Trump for his expected signature, the times said. The white house did not immediately respond to a request for comment from Reuters. Former President Barack Obama established the rules in 2013 on operations in

[illegible][illegible][illegible]

a) Real

b) Fake

Figure 8: Example sentences with the CAM. 10% of words in a sentence with the highest $M_c(l)$ are colored in red. Note that the examples are randomly picked (*i.e.*, no cherry picking). Long sentences are truncated to be fitted to the BERT encoder. Note that the presented word tokens are words processed by the BERT’s tokenizer.

with CAM. Lastly, a further study can be conducted by considering more datasets to investigate general capability of the proposals in this study.

References

- [1] Nir Grinberg, Kenneth Joseph, Lisa Friedland, Briony Swire-Thompson, and David Lazer. Fake news on twitter during the 2016 us presidential election. *Science*, 363(6425):374–378, 2019.
- [2] Hadeer Ahmed, Issa Traore, and Sherif Saad. Detecting opinion spams and fake news using text classification. *Security and Privacy*, 1(1):e9, 2018.
- [3] Jamal Abdul Nasir, Osama Subhani Khan, and Iraklis Varlamis. Fake news detection: A hybrid cnn-rnn based deep learning approach. *International Journal of Information Management Data Insights*, 1(1):100007, 2021.
- [4] R Seetharaman, M Tharun, SS Sreeja Mole, and K Anandan. Analysis of fake news detection using machine learning technique. *Materials Today: Proceedings*, 51:2218–2223, 2022.
- [5] Rohit Kumar Kaliyar, Anurag Goswami, and Pratik Narang. Fakebert: Fake news detection in social media with a bert-based deep learning approach. *Multimedia tools and applications*, 80(8):11765–11788, 2021.
- [6] Tomas Mikolov, Kai Chen, Greg Corrado, and Jeffrey Dean. Efficient estimation of word representations in vector space. *arXiv preprint arXiv:1301.3781*, 2013.
- [7] Jeffrey Pennington, Richard Socher, and Christopher D Manning. Glove: Global vectors for word representation. In *Proceedings of the 2014 conference on empirical methods in natural language processing (EMNLP)*, pages 1532–1543, 2014.
- [8] Jacob Devlin, Ming-Wei Chang, Kenton Lee, and Kristina Toutanova. Bert: Pre-training of deep bidirectional transformers for language understanding. *arXiv preprint arXiv:1810.04805*, 2018.
- [9] Jean-Bastien Grill, Florian Strub, Florent Altché, Corentin Tallec, Pierre Richemond, Elena Buchatskaya, Carl Doersch, Bernardo Avila Pires, Zhaohan Guo, Mohammad Gheshlaghi Azar, et al. Bootstrap your own latent-a new approach to self-supervised learning. *Advances in Neural Information Processing Systems*, 33:21271–21284, 2020.

- [10] Xinlei Chen and Kaiming He. Exploring simple siamese representation learning. In *Proceedings of the IEEE/CVF Conference on Computer Vision and Pattern Recognition*, pages 15750–15758, 2021.
- [11] Jure Zbontar, Li Jing, Ishan Misra, Yann LeCun, and Stéphane Deny. Barlow twins: Self-supervised learning via redundancy reduction. In *International Conference on Machine Learning*, pages 12310–12320. PMLR, 2021.
- [12] Adrien Bardes, Jean Ponce, and Yann LeCun. Vicreg: Variance-invariance-covariance regularization for self-supervised learning. *arXiv preprint arXiv:2105.04906*, 2021.
- [13] Daesoo Lee and Erlend Aune. VlbCReg: Variance-Invariance-better-Covariance Regularization for Self-Supervised Learning on Time Series. *arXiv preprint arXiv:2109.00783*, 2021.
- [14] Kaiming He, Xiangyu Zhang, Shaoqing Ren, and Jian Sun. Deep residual learning for image recognition. In *Proceedings of the IEEE conference on computer vision and pattern recognition*, pages 770–778, 2016.
- [15] Bolei Zhou, Aditya Khosla, Agata Lapedriza, Aude Oliva, and Antonio Torralba. Learning deep features for discriminative localization. In *Proceedings of the IEEE conference on computer vision and pattern recognition*, pages 2921–2929, 2016.
- [16] Soroush Abbasi Koohpayegani, Ajinkya Tejankar, and Hamed Pirsiavash. Mean shift for self-supervised learning. In *Proceedings of the IEEE/CVF International Conference on Computer Vision*, pages 10326–10335, 2021.
- [17] Ramprasaath R Selvaraju, Michael Cogswell, Abhishek Das, Ramakrishna Vedantam, Devi Parikh, and Dhruv Batra. Grad-cam: Visual explanations from deep networks via gradient-based localization. In *Proceedings of the IEEE international conference on computer vision*, pages 618–626, 2017.
- [18] F Pedregosa, G. Varoquaux, A. Gramfort, V. Michel, B. Thirion, O. Grisel, M. Blondel, P. Prettenhofer, R. Weiss, V. Dubourg, J. Vanderplas, A. Passos, D. Cournapeau, M. Brucher, M. Perrot, and E. Duchesnay. Scikit-learn: Machine learning in Python. *Journal of Machine Learning Research*, 12:2825–2830, 2011.
- [19] Thomas Wolf, Lysandre Debut, Victor Sanh, Julien Chaumond, Clement Delangue, Anthony Moi, Pierric Cistac, Tim Rault, Rémi Louf, Morgan Funtowicz, Joe Davison, Sam Shleifer, Patrick von Platen, Clara Ma, Yacine Jernite, Julien Plu, Canwen Xu, Teven Le Scao, Sylvain Gugger, Mariama Drame, Quentin Lhoest, and Alexander M. Rush. Transformers: State-of-the-art natural language processing. In *Proceedings of the 2020 Conference on Empirical Methods in Natural Language Processing: System Demonstrations*, pages 38–45, Online, October 2020. Association for Computational Linguistics.
- [20] Radim Řehůřek and Petr Sojka. Software Framework for Topic Modelling with Large Corpora. *Proceedings of LREC 2010 workshop New Challenges for NLP Frameworks*, pages 45–50, Valetta, MT, 5 2010. University of Malta.
- [21] Ilya Loshchilov and Frank Hutter. Decoupled weight decay regularization. *arXiv preprint arXiv:1711.05101*, 2017.
- [22] Ilya Loshchilov and Frank Hutter. Sgdr: Stochastic gradient descent with warm restarts. *arXiv preprint arXiv:1608.03983*, 2016.
- [23] Adam Paszke, Sam Gross, Francisco Massa, Adam Lerer, James Bradbury, Gregory Chanan, Trevor Killeen, Zeming Lin, Natalia Gimelshein, Luca Antiga, et al. Pytorch: An imperative style, high-performance deep learning library. *Advances in neural information processing systems*, 32, 2019.