

# Emotion Separation and Recognition from a Facial Expression by Generating the Poker Face with Vision Transformers

Jia Li\*, Jiantao Nie\*, Dan Guo, Richang Hong, Meng Wang  
Hefei University of Technology, China

jiali@hfut.edu.cn, jiantaonie@mail.hfut.edu.cn

## Abstract

Representation learning and feature disentanglement have recently attracted much research interests in facial expression recognition. The ubiquitous ambiguity of emotion labels is detrimental to those methods based on conventional supervised representation learning. Meanwhile, directly learning the mapping from a facial expression image to an emotion label lacks explicit supervision signals of facial details. In this paper, we propose a novel FER model, called *Poker Face Vision Transformer* or *PF-ViT*, to separate and recognize the disturbance-agnostic emotion from a static facial image via generating its corresponding poker face without the need for paired images. Here, we regard an expressive face as the comprehensive result of a set of facial muscle movements on one's poker face (i.e., emotionless face), inspired by Facial Action Coding System. The proposed PF-ViT leverages vanilla Vision Transformers, and are firstly pre-trained as *Masked Autoencoders* on a large facial expression dataset without emotion labels, obtaining excellent representations. It mainly consists of five components: 1) an encoder mapping the facial expression to a complete representation, 2) a separator decomposing the representation into an emotional component and an orthogonal residue, 3) a generator that can reconstruct the expressive face and synthesize the poker face, 4) a discriminator distinguishing the fake face produced by the generator, trained adversarially with the encoder and generator, 5) a classification head recognizing the emotion. Quantitative and qualitative results demonstrate the effectiveness of our method, which trumps the state-of-the-art methods on four popular FER testing sets.

## 1. Introduction

Given a single facial image, the task of facial expression recognition (FER) aims at recognizing the basic expressions [41, 35, 8, 42], such as happiness, sadness, and contempt.

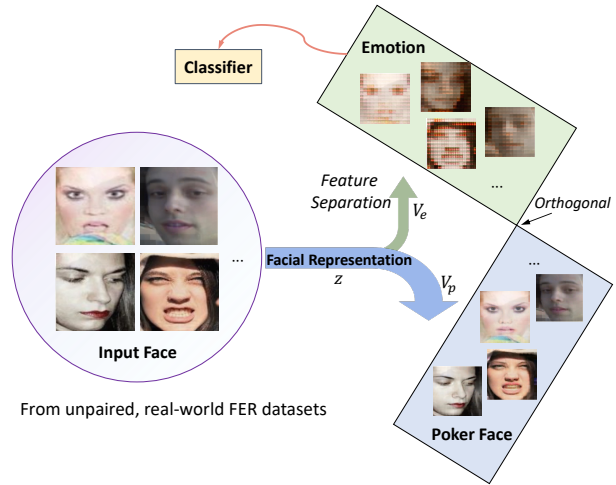


Figure 1. Illustration of emotion separation from expressive faces in a latent space. We make the assumption that an expressive face is the comprehensive result of a set of facial muscle movements on one's poker face. For each input, our method merely separates the emotional component and retains all other irrelevant details (i.e., disturbance) to synthesize the emotionless counterpart.

FER can facilitate many applications in computer vision, mental health assessment, etc. Predicting the discrete emotion category from a static facial image is quite challenging due to the inherent ambiguity of expressions, imbalanced and noisy emotion labels [36, 41] in FER datasets, and other intertwined irrelevant factors, including identity bias, posture, occlusion and illumination [33, 39, 14, 30].

Recently, researches have made substantial progress in the field of FER, benefiting much from the development of deep learning techniques and more representative FER datasets [22, 19]. The majority of the state-of-the-art (SOTA) methods [33, 18, 26, 13, 32] pre-train their deep models on a large scale and less noisy datasets, for instance, Ms-Celeb-1M [9] for face recognition (FR)<sup>1</sup>, to gain better facial representations first and then fine-tune the deep models on specific FER datasets. Convolutional Neural Net-

\*Equal contribution

<sup>1</sup>However, this dataset has been retracted and should not be used.

works (CNNs), Graph Neural Networks (GNNs) and some hybrid Vision Transformers (hybrid ViTs) [18, 21, 33, 34] have been introduced for FER and achieved promising accuracy, among which a hybrid ViT usually consists of a pre-trained CNN backbone and multiple Transformer [29] blocks. Moreover, some advanced methods leverage off-the-shelf facial knowledge such as facial landmarks [43] or hand-crafted image features [21] to aid their FER models for higher evaluation metrics. It is now accepted that vanilla Vision Transformers (ViTs) [6, 27] need much more training data to obtain excellent feature representations, for they use weaker inductive biases compared with CNNs [26, 38] and hybrid ViTs [33, 21]. And the current methods based on vanilla ViTs are still inferior to the methods based on CNN backbones as regards classification accuracy, model size and training cost. Whether vanilla ViTs, which capture long-range relationships using the naive global attention mechanism, can achieve advanced FER performance without extra training data from upstream tasks has not been well explored thus far.

In addition to the network structure design and representation learning methods, identity-invariant FER has attracted more and more attention most recently [30, 38, 14, 39]. The relevant work [30, 38, 14] disentangles facial emotion apart from person identity and even head pose with the help of a pre-trained FR model [25, 15] or the direct supervision of subject labels. And CNN-based Generative Adversarial Networks (GANs) are employed to generate new facial expressions, enlarging the training set for FER models. However, other irrelevant factors except identity and pose may exist as before and are detrimental to results. Some novel identity-aware FER methods [12, 35] essentially attempt to alleviate the adverse influence of personal identity as well. Unfortunately, these identity-invariant or identity-aware methods either need paired expression images of each individual or can not generate high-quality facial expressions on in-the-wild FER datasets, such as AffectNet [22] and RAF-DB [19], full of unpaired images and numerous identities. The well-known Facial Action Coding System (FACS) [7, 20, 38], studied and developed for many decades, describes an expression as the combination of a set of distinct local action units (AUs). In other words, a facial expression can be roughly decomposed to an expressive component and neutral component [31, 3, 35]. Inspired by the prior work, *we regard an expressive face as the comprehensive result of a set of facial muscle movements on one's poker face, i.e., we think a neutral face is emotionless*. As illustrated in Fig. 1, we explore how to separate the emotion-related and the rest of (emotion-irrelevant) components in a latent representation space with Vision Transformers through adversarial poker face generation.

Motivated by the success of self-supervised Masked Autoencoders [10] (MAEs), which employs an asymmetric

encoder-decoder architecture to implement strong representation learning, and the deficiency analysis of the prior identity-invariant FER work, we propose a novel FER model referred to as *Poker Face Vision Transformer (PF-ViT)*. PF-ViT incorporates an encoder, a token separator, a generator, a discriminator, and a classification head. Firstly, we learn fine-grained and strong facial expression representations for the encoder, generator and discriminator of the presented PF-ViT, by pre-training plain ViTs as MAEs on a large facial expression dataset without emotion labels. Then, we train PF-ViT to separate the discriminative emotion features from the said representation space explicitly by an auxiliary task of poker face generation. Incidentally, the generator synthesizes the poker face of the input expression, preserving other irrelevant details (disturbance), when we feed the orthogonal emotionless residue into it. Finally, the separated emotion features are inferred by the classification head. During training, the encoder, separator and classification head are trained collaboratively, while the discriminator are trained adversarially with the encoder and generator. During testing, the generator and discriminator are removable.

Our main contribution are summarized as follows.

- We propose PF-ViT, a novel FER model composed of plain ViTs, to separate and recognize the emotion from a facial expression via an auxiliary task of poker face generation without the need for paired images. Our method alleviates the influence of disturbance and obtains significant improvements.
- We demonstrate the high potential of vanilla ViTs for FER, by leveraging self-supervised MAE pre-training on unlabeled facial expression data. We show a tiny ViT with only 5M parameters can already achieve competitive performance, compared with previous SOTA methods.
- Our method sets a new state of the art, with the best accuracy numbers of 92.07%, 67.23%, 64.10% and 91.16% on RAF-DB, AffectNet-7, AffectNet-8 and FERplus datasets, respectively. Furthermore, PF-ViT, for the first time, with vanilla Transformer backbones, synthesizes the realistic poker face of an arbitrary expressive face successfully.

## 2. Related Work

Over the past few decades, extensive efforts have been made to tackle the problem of facial expression recognition (FER). Classical methods consider this problem under laboratory-controlled conditions and utilize handcrafted features [7, 20]. With the rapid development of deep networks and representation learning, considerable progress

has been made and robust FER in the wild has become feasible [33, 26, 18, 32]. In this section, we mainly discuss the most related work on feature disentanglement and representation learning for in-the-wild FER due to the limited space.

### 2.1. Feature Disentanglement for FER

To alleviate the disturbance caused by emotion-irrelevant factors, such as age, race, gender, illumination and occlusion, explicit and implicit feature disentanglement has been introduced into this area, obtaining disentangled facial expression representations. DDL [23] proposes a disturbance-disentangled learning method to disentangle several disturbing factors simultaneously. FDRL [24] presents a feature decomposition and reconstruction learning method to model expression similarities and expression-specific variations, which can extract fine-grained expression features. To approach the goal of identity- and pose-robust FER, IPFR [30] employs adversarial feature learning to extract expression features but avoid subject and pose variations. Later, IPD-FER [14] proposes a GAN-based FER model to disentangle identity, pose and expression. It employs three independent CNNs to encode identity, pose and expression information, respectively. However, these methods requires the dataset with multi-task labels, which is unavailable when it comes to in-the-wild FER datasets.

Zhang *et al.* [39] utilize a GAN model to generate new faces with arbitrary expressions (expression transfer) to enlarge the training set. But the synthesized facial expressions are not realistic enough, whose image artifacts may degrade the generalization performance of the facial expression classifier. By contrast, DeRL [35], a two-phase method, firstly trains a conditional GAN (cGAN) model to generate the corresponding neutral face for the input and then learn the residue, i.e., the expressive component, recorded in the intermediate layers of the generative model. However, the emotion-irrelevant disturbance still exists in the intermediate layers and DeRL needs paired images for each individual. DeRL inspires our method, but we use a different assumption for emotion extraction.

### 2.2. Representation Learning from Noisy Labels

Owing to the inherent ambiguity (or uncertainty) of facial expressions, plenty of mislabeled annotations exist in real-world FER datasets. Recently, much attention has been paid to learning reliable and discriminative expression features from noisy data [26, 41, 40]. To this end, some prior work modifies the primary loss function or selects cleaner samples to train FER models [41, 32]. SCN [32] presents a self-cure network to suppress the uncertainties of facial expression data in order to learn robust features. DMUE [26] investigates the ambiguity problem in FER by exploring the latent label distribution and estimating pairwise relation-

ships between instances. RUL [40] regards the uncertainty of facial expressions as a relative concept and learns uncertainty from the relative difficulty of two samples by feature mixup. EAC [41] builds an imbalanced framework and utilizes an erasing and flipping consistency loss to prevent the model from memorizing noisy samples during training.

Ubiquitous noisy labels in FER datasets may damage the representations of deep networks significantly when conventional supervised learning is adopted. Previous work [32, 36] has experimentally demonstrated that FER models trained only with a specific in-the-wild FER dataset [22, 19, 2] from scratch are inferior to those pre-trained in advance on a large-scale upstream dataset like Ms-Celeb-1M for FR [9] and ImageNet for image classification. Further, Face2Exp [36] makes use of large unlabeled FR datasets to enhance FER through a meta optimization framework. In contrast, our work explores the feasibility of MAE pre-training for better facial representations in ViTs using facial expression images without ambiguous emotion labels.

## 3. Our Approach

We firstly build and report several strong and transparent baselines based on vanilla Vision Transformers (ViTs) [6, 10] for the task of facial expression recognition (FER). Then, we introduce our Poker Face Vision Transformer (PF-ViT), which separates and classifies the emotion of the input facial expression by generating the corresponding poker face, i.e., emotionless face retaining irrelevant factors.

### 3.1. Preliminary: ViT Baselines for FER

**ViT backbones.** ViTs [6, 29] with the global attention mechanism are able to learn long-distance relationships between arbitrary image patches. And they are taking place the domination of CNNs in more and more computer vision tasks. Here, we choose three vanilla ViT variants, i.e., ViT-Base [6], ViT-Small and ViT-Tiny, to build ViT baselines for the problem of FER, where ViT-Small and ViT-Tiny are introduced in DeiT [28]. Here, ViT-Base (ViT-B), ViT-Small (ViT-S) and ViT-Tiny (ViT-T) use a patch size of  $16 \times 16$  pixels and are only different in the embedding dimension and number of heads, which are summarized in Table 1.

Table 1. Configurations of the ViT encoders / (decoders) in our MAE pre-training. We keep the dimension per head constant, that is, equal 64 in encoders and 32 in decoders.

MAE encoder	embedding dimension	#layers	#heads	#params
ViT-T	192 / (128)	12 / (8)	3 / (4)	5.34M / (1.59M)
ViT-S	384 / (256)	12 / (8)	6 / (8)	21.29M / (6.32M)
ViT-B	768 / (512)	12 / (8)	12 / (16)	85.05M / (25.22M)

Unfortunately, ViTs usually need much more data to train, for their lack of strong inductive biases compared with

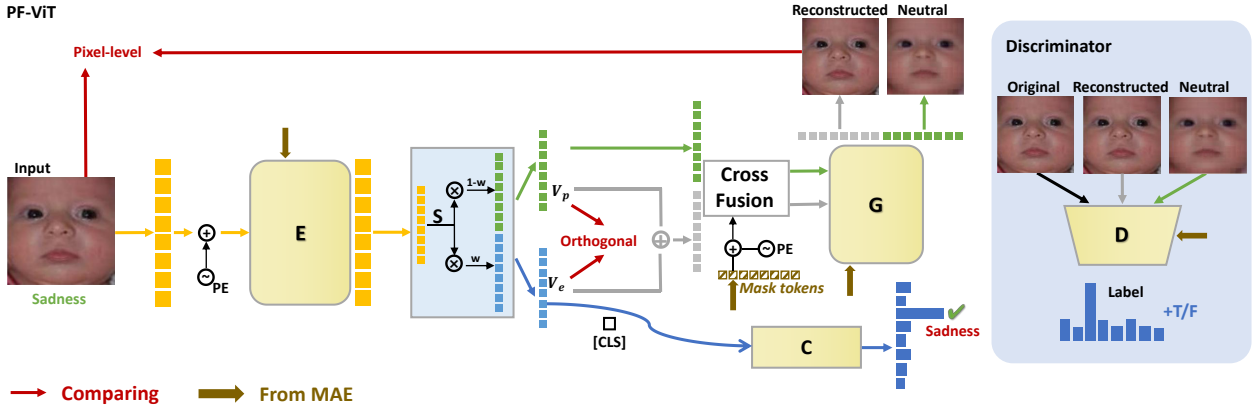


Figure 2. The framework of Poker Face Vision Transformer (PF-ViT). It incorporates an encoder  $E$ , a token separator  $S$ , a generator  $G$ , a discriminator  $D$ , and a classifier  $C$ . The encoder, generator and discriminator here are just the copies of the corresponding vanilla ViTs pre-trained by the method MAE [10] using AffectNet images. Therefore,  $G$  and  $D$  have the same initial weights before trained on specific FER datasets. Also, the mask tokens in this figure are derived from our earlier MAE pre-training for ViTs. PF-ViT can separate the emotion from the input face and synthesize the poker face without paired images of individuals. During testing, the input face is processed by the encoder  $E$ , the separator  $S$  and the classifier  $C$  sequentially, and other components of PF-ViT are removable to save computational cost.

CNNs. The widely used FER datasets in the wild [22, 19, 2] are much smaller than general image classification datasets like ImageNet. Consequently, pre-trained Transformers and even face recognition CNNs are utilized by prior work [33, 21, 18] for decent FER performance. It has been experimentally demonstrated that MAE pre-training [10] can help ViTs learn a large number of visual semantics and acquire excellent performance in different downstream tasks.

**MAE pre-training.** We train ViTs as Masked Autoencoders [10] on AffectNet [22] dataset without noisy and biased emotion labels, so as to obtain stronger representations of expressive faces and narrow the gap between the self-supervised pre-training task and downstream FER task. *Different facial emotions often share one or more facial muscle movements.* Thus, facial expressions with low occurrence frequencies, for example, fear, may benefit from the structure learning of more frequent facial expressions, for example, happiness, during the pre-training stage. MAE pre-training forces ViTs to learn facial local and global structures [5] by reconstructing the missing pixels of randomly masked image patches, i.e., a kind of Masked Image Modeling. And we follow He *et al.* [10] to reconstruct the normalized pixel values of each masked patch.

**ViT baselines.** We firstly conduct the self-supervised MAE pre-training for ViTs using the images selected from the AffectNet training set [22]. Then, we append a single-layer linear classifier to the last [CLS] token of each pre-trained ViT and carry out fine-tuning on specific FER training sets. Finally, we evaluate the performance of these ViTs on each FER testing set and obtain our ViT baselines. All training configurations are the same as those in MAE [10]

unless mentioned otherwise.

### 3.2. PF-ViT

**Model structure.** The overview of our PF-ViT is shown in Fig. 2. It mainly consists of five components, namely, an encoder  $E$ , a token separator  $S$ , a generator  $G$ , a discriminator  $D$ , and a classifier  $C$ . Our PF-ViT benefits much from the strong ViT representations learned by the self-supervision learning method MAE [10], described in Sec. 3.1. Here,  $E$  is just the copy of the encoder in MAEs,  $D$  and  $G$  are the copies of the decoder in MAEs. The encoder  $E$  and discriminator  $D$  are plain ViTs with self-attention on the visual tokens  $z$ . By contrast, the generator  $G$  is a plain ViT with cross-attention on both the decomposed visual tokens and mask tokens  $m$ . The emotional component is disentangled by comparing the synthesized poker face and original input face. During testing, the generator  $G$  and discriminator  $D$  are removable.

Let  $(\mathcal{X}, \mathcal{Y})$  denote an in-the-wild FER dataset, in which each facial image  $x$  belongs to one of the  $K$  basic expression categories, and  $y \in \{1, 2, \dots, K\}$  represents the ground-truth label of  $x$ . Supposing the neutral label in the current dataset is  $c$ .

The encoder  $E$  maps the facial expression image  $x \in \mathbb{R}^{W \times H \times 3}$  of width  $W$  and height  $H$  to a complete representation, in the form of a sequence of visual tokens. We briefly denote this process as:

$$z = E(x), \quad (1)$$

where  $z \in \mathbb{R}^{(N+1) \times L}$ ,  $L$  is the token dimension after a trainable linear projection, and  $(N + 1)$  is the number

of image tokens plus a [CLS] token. The token separator  $S$  decomposes the representation  $\mathbf{z}$  token-wisely into an emotion-relevant component  $\mathbf{V}_e \in \mathbb{R}^{(N+1) \times L}$  and an orthogonal residue  $\mathbf{V}_p \in \mathbb{R}^{(N+1) \times L}$  retaining emotion-irrelevant disturbance, which are shown in Fig. 1. This process is simply described as follows:

$$\begin{cases} \mathbf{V}_e = \mathbf{z} \odot \sigma(S(\mathbf{z})) \\ \mathbf{V}_p = \mathbf{z} \odot (1 - \sigma(S(\mathbf{z}))) \\ \text{s.t. } \left| \mathbf{V}_e \mathbf{V}_p^\top \right| / (\|\mathbf{V}_e\|_2 \cdot \|\mathbf{V}_p\|_2) = 0, \end{cases} \quad (2)$$

where  $\sigma$  represents the sigmoid function,  $\sigma(S(\mathbf{z})) \in [0, 1]^{1 \times L}$  is an element-wise selection mask for the emotional features. The generator  $G$  synthesizes the original face  $\hat{\mathbf{x}}$  and corresponding poker face  $\tilde{\mathbf{x}}$ , i.e., the emotion-less version, computed as:

$$\begin{cases} \hat{\mathbf{x}} = G(MCA(\mathbf{m} + \mathbf{E}_{pos}, \mathbf{V}_e + \mathbf{V}_p, \mathbf{V}_e + \mathbf{V}_p)) \\ \tilde{\mathbf{x}} = G(MCA(\mathbf{m} + \mathbf{E}_{pos}, \mathbf{V}_p, \mathbf{V}_p)), \end{cases} \quad (3)$$

in which  $MCA$ , the cross fusion module, is a multi-head cross-attention block implemented by self-attention, and  $\mathbf{E}_{pos}$  is the fixed 2D sin-cos position embedding. According to our sufficient experiments, the mask tokens  $\mathbf{m}$  are indispensable for the generator  $G$  to synthesize the poker face. The discriminator  $D$  differentiates between the synthesized and real facial images,  $\hat{\mathbf{x}}$ ,  $\tilde{\mathbf{x}}$  and  $\mathbf{x}$ , and in the meanwhile recognizes the emotion. Thus,  $D$  has  $(K + 1)$  output units, in which the first  $K$  units are used for class-wise emotion discrimination and the last unit is used for true/false image discrimination. At last, the single-layer linear classifier  $C$  outputs the expression class based on the separated representation  $\mathbf{V}_e$ . The final inferred emotion class is:

$$\hat{y} = \operatorname{argmax}_{k \in \{1, 2, \dots, K\}} C(\mathbf{V}_e)_k. \quad (4)$$

**Loss functions.** The decomposed representation  $\mathbf{V}_e$  (strictly speaking, its [CLS] token) is fed into the classifier  $C$ , encouraging the encoder  $E$  and separator  $S$  to extract and separate a fine-grained emotion representation. The cross entropy loss is applied to the supervision of  $K$ -emotion classification:

$$\mathcal{L}_{emo}(E, S, C) = -\mathbb{E}_{(\mathbf{x}, y)} \sum_{k=1}^K \mathbb{I}_{[y=k]} \log \frac{e^{C(\mathbf{V}_e^{\mathbf{x}})_k}}{\sum_{j=1}^K e^{C(\mathbf{V}_e^{\mathbf{x}})_j}}, \quad (5)$$

where  $\mathbb{I}$  is the indicator function.

The generator  $G$  decodes the merged tokens produced by the cross fusion module  $MCA$  and synthesizes a fake face. To alleviate the tough task of face generation with unpaired images, we apply a reconstruction loss:

$$\begin{aligned} \mathcal{L}_{rec}(E, S, G) &= \mathbb{E}_{(\mathbf{x}, y)} \|\hat{\mathbf{x}} - \mathbf{x}\|_2 \\ &+ \mathbb{E}_{(\mathbf{x}, y)} \mathbb{I}[y = c] \|\tilde{\mathbf{x}} - \mathbf{x}\|_2. \end{aligned} \quad (6)$$

The face reconstruction task can provide pixel-level supervision signals, favoring the representation learning for both  $E$  and  $G$ . Also, it is a constraint to the separator  $S$  to ensure that the combination of the decomposed  $\mathbf{V}_e$  and  $\mathbf{V}_p$  still preserves all the information of the input facial expression image (refer to Eqn. 3).

The discriminator  $D$  plays an adversarial game with the encoder  $E$ , separator  $S$  and generator  $G$ . And we define the discrimination loss as:

$$\begin{aligned} \mathcal{L}_{dis}(E, S, G, D) &= -\mathbb{E}_{(\mathbf{x}', y)} \sum_{k=1}^{K+1} d^k \log[\sigma(D(\mathbf{x}'))] \\ &- \mathbb{E}_{(\mathbf{x}', y)} \sum_{k=1}^{K+1} (1 - d^k) \log[1 - \sigma(D(\mathbf{x}'))], \end{aligned} \quad (7)$$

in which,  $\mathbf{x}' \in \{\mathbf{x}, \tilde{\mathbf{x}}, \hat{\mathbf{x}}\}$ , and  $d^{K+1} = 1$  if the input is a real image, otherwise  $d^{K+1} = 0$ . Also, for  $1 \leq k \leq K$  in the equation above, we set:

$$d^k = \begin{cases} \mathbb{I}_{[c=k]}, & \text{if } \mathbf{x}' = \tilde{\mathbf{x}} \\ \mathbb{I}_{[y=k]}, & \text{else.} \end{cases} \quad (8)$$

The discriminator  $D$  learns how to distinguish emotions using real facial expressions and forces the generator  $G$  to output high-quality fake neutral expressions and reconstructed facial expressions.

**Model training.** During training, the encoder  $E$ , separator  $S$  and classification head  $C$  are trained collaboratively to extract discriminative expression representations, minimizing the loss  $\mathcal{L}_{emo}$ . The discriminator  $D$  are trained adversarially with  $E$ ,  $S$  and the generator  $G$ :  $D$  tries to minimize the loss  $\mathcal{L}_{dis}$ , while  $E$ ,  $S$  and  $G$  make best to maximize the loss  $\mathcal{L}_{dis}$ . Meanwhile, the orthogonal constraint in Eqn. 2 helps the model separate  $\mathbf{V}_e$  and  $\mathbf{V}_p$ . In order to fool the discriminator  $D$ , the synthesized poker face  $\tilde{\mathbf{x}}$  have to be a very realistic neutral face and the reconstructed face  $\hat{\mathbf{x}}$  should look nearly the same as the original input  $\mathbf{x}$ . As a result, the representation  $\mathbf{V}_p$  keeps all the facial details except the emotion, and the representation  $\mathbf{V}_e$  only contains the emotional component. In other words, only the emotional component is extracted and plays a leading role in the representation space of  $\mathbf{V}_e$ . By introducing the auxiliary task of image generation, our FER model are forced to capture more facial and emotional details.

To the best of our knowledge, training plain ViT-based GAN for image generation is quite challenging and difficult to converge even with subtle techniques [17, 37]. Fortunately, *PF-ViT with the face generation task can be easily trained by leveraging our MAE representations and mask tokens* learned from a large number of facial expressions image without labels.

## 4. Experiments

### 4.1. Datasets

**RAF-DB** [19] is a popular in-the-wild FER dataset containing 29,672 facial images collected from the Internet, and each sample is labeled independently by around 40 annotators. RAF-DB provides seven basic expression labels and eleven compound expression labels. Our experiments use the seven basic expressions, namely, neutral, happiness, surprise, sadness, anger, disgust and fear, involving 12,271 images for training and 3,068 images for testing.

**AffectNet** [22] is currently the largest real-world FER dataset publicly available containing over 1M facial images collected from the Internet. It holds manually and automatically labeled samples. And our experiments use the manually labeled images, following the convention in prior work [33, 21, 18, 32, 40]. There are two different choices for result comparison denoted by **AffectNet-7** and **AffectNet-8**, considering the said seven basic expressions and the seven basic expressions plus contempt, respectively. AffectNet-7 includes 283,901 images for training and 3,500 images for testing, while AffectNet-8 contains 287,568 images for training and 4,000 images for testing.

**FERPlus** [2] is an extended version of FER2013, including 28,709 training, 3,589 validation and 3,589 testing grayscale images, collected by the Google search engine. Every image with the spatial extent of  $48 \times 48$  pixels is labeled by 10 annotators to one of the eight emotion classes (the seven basic expressions plus contempt). The validation set is usually utilized for model training as well.

### 4.2. Implementation Details

Following the conventional practice, we perform in-the-wild FER in two steps: (1) the face is detected and aligned, and further resized to  $224 \times 224$  pixels, (2) the facial expression is classified.

**Pre-training and fine-tuning for ViT baselines.** There are 400,000 manually labeled images in AffectNet dataset. We clean them on the basis of the label file and use OpenFace [1] for face alignment, leaving 269,316 facial images for self-supervised MAE pre-training. And we pre-train each ViT variant for 300 epochs. Then, the pre-trained ViT-Tiny, ViT-Small and ViT-Base are fine-tuned on the downstream FER training sets [22, 19, 2] respectively, all using the Adam optimizer with a batch size of 32, an initial learning rate of  $1e-4$ . And we reduce the learning rate by 10 times if no improvement is observed for 30 epochs. Every training process is within 100 epochs. Common data augmentation, such as random scaling and flipping, is employed unless mentioned otherwise. Incidentally, we also train and evaluate the ViT variants initialized with the regular ImageNet1K weights<sup>2</sup> provided by Steiner *et al.* [27, 6].

<sup>2</sup>Strictly speaking, they are pre-trained on ImageNet21K and fine-tuned

**Implementation details of PF-ViT.** The squeeze and excitation block (SE) [11] is inserted into our separator  $S$  to output the feature selection mask. According to our experimental experience, directly applying the orthogonal constraint in Eqn. 2 to  $V_e$  and  $V_p$  following closely after  $S$  fails to obtain satisfactory disentanglement. Thus, we leverage the pre-trained Incept-ResV1, a face recognition (FR) model provided by Schroff *et al.* [25], to extract the facial features of the images generated by  $G$ , which are derived from  $V_e$  and  $V_p$ . The pre-trained FR model is fixed and merges into the orthogonal constraint loss during training. Please note that we reuse the pre-trained encoders and decoders of ViT baselines in Table 1 to build the components of PF-ViT. The encoder  $E$ , separator  $S$ , generator  $G$ , and classifier  $C$  are optimized using the Adam optimizer with an initial learning rate of  $2e-5$ . The discriminator  $D$  is optimized using the Adam optimizer with  $\beta_1 = 0.5$ ,  $\beta_2 = 0.999$ , and an initial learning rate of  $1e-4$ . And we roughly balance the different loss terms according to their magnitudes. Other training configurations follows our ViT baselines described above. Note that we did not use the strategy of grid search for better hyperparameters on each dataset, nevertheless, we have achieved decent accuracy numbers.

Table 2. Comparison between MAE representation and SL representation for ViT-B. Accuracy (%) numbers are evaluated on RAF-DB, AffectNet-8 and FERPlus testing sets **without data augmentation**.

method	pre-train data	RAF-DB	AffectNet-8	FERPlus
SL	IN1K	85.14	57.10	85.78
MAE	IN1K	88.49 (+3.35)	60.87 (+3.77)	88.29 (+2.51)
MAE	AffectNet	<b>90.22</b> (+5.08)	<b>61.73</b> (+4.63)	<b>89.00</b> (+3.22)

### 4.3. Ablation Studies

**Strong ViT baselines equipped with MAE representations.** We show the fine-tuning results of the pre-trained ViTs, whose representations are obtained by conventional supervised learning (SL) or self-supervised learning as MAEs (MAE) [10] in Table 2. *The MAE representation brings about remarkable and consistent accuracy improvements to ViT-B on RAF-DB (+3.35%), AffectNet-8 (+3.77%) and FERPlus (+2.51%) testing sets, compared with the widely used ImageNet1K SL representation.* Please refer to Table 2, ViT-B pre-trained using AffectNet data by MAE method achieves the best fine-tuning results of 90.22%, 61.73% and 89.00% accuracy on RAF-DB, AffectNet-8 and FERPlus testing sets respectively without data augmentation. Although the AffectNet images we use is almost 1/5 as many images in ImageNet1K (IN1K) training set, the ViT-B model with the MAE representation learned from AffectNet images yields better FER performance than that learned from ImageNet1K images. It on ImageNet1K, which are publicly available in *timm* PyTorch library.

Table 3. Evaluating (%) ViT baselines based on ViT-B, ViT-S and ViT-T for FER on RAF-DB, AffectNet-8 and FERPlus testing sets. MAE representations have nothing to do with the noisy and biased emotion labels.

method	pre-train data	backbone	RAF-DB	AffectNet-8	FERPlus
SL	IN1K	ViT-S	87.19	57.91	88.46
SL	IN1K	ViT-T	87.03	58.28	88.56
SL	IN1K	ViT-B	87.22	57.99	88.91
<b>The proposed ViT baselines for FER</b>					
MAE	AffectNet	ViT-T	88.72	61.45	88.67
MAE	AffectNet	ViT-S	90.03	62.06	89.35
MAE	AffectNet	ViT-B	<b>91.07</b>	<b>62.42</b>	<b>90.18</b>

can be concluded that *the more relevant self-supervised representation containing facial knowledge is superior to the more general representation*. And the accuracy numbers of ViT-B increase to 91.07% on RAF-DB, 62.42% on AffectNet-8, and 90.18% on FERPlus testing sets respectively if data augmentation is used, which is shown in Table 3.

Benefiting from the strong facial expression representation obtained through the MAE pre-training using AffectNet data without noisy labels, vanilla ViTs are able to achieve decent FER performance. Several ViT baselines are provided in Table 3, in which ViT-B, ViT-S and ViT-T have about 85M, 21M and 5M parameters, respectively. It can be seen that ViT-B, ViT-S and ViT-T have similar fine-tuning results, although ViT-B always achieves the best performance in accuracy. In particular, **ViT-T with about 5M parameters obtains very competitive results**. Just for your information, **the lightweight ResNet-18 model has about 12M parameters**.

**Component analysis of PF-ViT.** We provide the evaluation results of the proposed PF-ViT based on ViT-B, ViT-S and ViT-T in Table 4. Here, our MAE representations learned from AffectNet data are leveraged. Quite different from the fine-tuning results of ViT baselines, large accuracy gaps exist among the PF-ViT models with the three ViT variants as the encoder  $E$ . This suggests that a larger ViT backbone with sufficient capacity is more appropriate for PF-ViT performing the poker face generation and emotion classification simultaneously. The poker faces synthesized by the PF-ViT models equipped with ViT-S and ViT-T look nearly the same as the original input, indicating the emotion separation fails. Incidentally, **the adversarial training for poker face generation is difficult to converge without the mask tokens or reconstruction loss defined by Eqn. 6**.

The direct orthogonal constraint in Eqn. 2 cannot make the decomposed representations  $V_e$  and  $V_p$  strictly orthogonal in the high dimensional space after the separator  $S$ , although the similarity value indeed reduces a lot. In order to study the contribution of the inserted Incept-ResV1 FR model in the separator  $S$ , we remove it or replace it with a ResNet pre-trained on the ImageNet dataset. And the abla-

Table 4. Accuracy (%) results of PF-ViT models with different ViT backbones on RAF-DB, AffectNet-8 and FERPlus testing sets. The decoders summarized in Table 1 are reused as the generator  $G$  and discriminator  $D$ .

method	encoder $E$	RAF-DB	AffectNet-8	FERPlus
PF-ViT	ViT-T	86.26	58.95	88.81
PF-ViT	ViT-S	87.47	59.86	88.94
PF-ViT	ViT-B	<b>92.07</b>	<b>64.10</b>	<b>91.16</b>

Table 5. Comparison of the feature extractor before the orthogonal constraint loss on RAF-DB and AffectNet-8 testing sets. We use the feature embeddings before the classification heads of the pre-trained ResNet models.

direct constraint	ResNet-18	ResNet-50	Incept-ResV1 (FR model)	RAF-DB	AffectNet-8
✓				86.67	59.71
✓	✓			89.99	61.68
✓		✓		90.22	62.71
✓			✓	92.07	64.10

tion results are reported in Table 5. It can be seen that using the pre-trained FR model to capture the difference between  $V_e$  and  $V_p$  brings a significant accuracy improvement.

#### 4.4. Visualization Analyses

**Visualization of the emotion separation and poker face generation.** In order to visualize how PF-ViT works, in Fig. 3 we display the emotional component (Emotion) and poker face (PokerFace) synthesized by the devised PF-ViT when the emotional component  $V_e$  and emotionless component  $V_p$  are fed into the generator  $G$  respectively. It can be seen that the emotional details disappear on the generated poker face, but the emotion-irrelevant factors are kept. And the Emotion images are very different from the Original and PokerFace images, indicating the emotion is separated successfully.

**Attention Visualization.** We show the attention maps of our different models based on ViT-B in Fig. 4, where IN1K-ViT and MAE-ViT represent the plain ViTs pre-trained using ImageNet1K data and AffectNet data as MAEs [10], respectively. Here, we use GradCAM++ [4] to visualize the attention map, which is then resized to match the input size. It can be concluded that the proposed PF-ViT pays more attention to the global information and captures more expression details than IN1K-ViT and MAE-ViT.

#### 4.5. Comparisons with the State of the Art

We compare our best plain ViT baseline and PF-ViT model based on ViT-B with existing SOTA FER models in Table 6, where SCN [32], RUL [40], and EAC [41] adopt the ResNet-18 pre-trained on the MS-Celeb-1M face recognition dataset [9] as the backbone, MVT [18] proposes a pure mask vision transformer inspired by GAN to filter out the background, and TransFER [33] and VTFF [21] present hybrid ViTs combining CNNs, Transformers and

Table 6. Comparing our FER models with the existing SOTA FER models on RAF-DB, AffectNet-7, AffectNet-8 and FERPlus testing sets. We show the highest FER accuracy numbers (%).

method	backbone	RAF-DB	AffectNet-7	AffectNet-8	FERPlus
SCN [32]	ResNet-18	88.14	-	60.23	89.35
RUL [40]	ResNet-18	88.98	-	-	-
EAC [41]	ResNet-18	89.99	65.32	-	89.64
DMUE [26]	Res-50IBN	89.42	-	63.11	89.51
LDLVA [16]	ResNet-50	90.51	66.23	-	-
MVT [18]	Mask ViT	88.62	64.57	61.40	89.22
VTFF [21]	Hybrid ViT	88.14	-	61.58	88.81
TransFER [33]	Hybrid ViT	90.91	66.23	-	90.83
<b>Our results</b>					
ViT baseline	ViT-T	88.72	64.25	61.45	88.67
ViT baseline	ViT-S	90.03	65.53	62.06	89.35
<b>ViT baseline</b>	<b>ViT-B</b>	<b>91.07</b>	<b>66.09</b>	<b>62.42</b>	<b>90.18</b>
<b>PF-ViT</b>	<b>ViT-B</b>	<b>92.07</b>	<b>67.23</b>	<b>64.10</b>	<b>91.16</b>




Figure 3. Comparison between the original expressive face and synthesized poker face. Please zoom in to see the discrepancy with regards to the emotional details. Note that we train PF-ViT using unpaired images.




Figure 4. The attention maps of different facial expressions. The FER models above are all based on ViT-B.

even other image features. The results in Table 6 show the high potential of our best ViT baseline, which is simply and easy to implement, even though other FER models simultaneously leverage additional techniques such as uncertainty learning and sample relabeling. And the results have experimentally demonstrated that *vanilla ViTs can achieve advanced FER performance, without large-scale upstream datasets for representation learning*. Moreover, our baseline based on ViT-Tiny with only about 5M parameters, is already comparable to the earlier advanced FER methods. The presented *PF-ViT equipped with the MAE representations has set a new state of the art with the best accuracy numbers of 92.07%, 67.23%, 64.10% and 91.16% on RAF-DB, AffectNet-7, AffectNet-8 and FERPlus datasets, respectively*.

## 5. Discussion and Conclusion

In this paper, we have demonstrated that vanilla ViTs pre-trained as MAEs [10] without extra labeled data is able to obtain competitive performance for the task of FER. For the first time, the proposed PF-ViT with vanilla Transformer backbones simultaneously performs facial expression classification and poker face generation successfully, although block artifacts may exist in the generated images. Our PF-ViT has achieved leading performance on in-the-wild FER datasets. The generator and discriminator of PF-ViT are removable during inference, not introducing obvious computational cost. And its components can be replaced with more advanced network architectures. Since the emotional component can be well separated and plausible emotionless face can be synthesized, it could be an interesting further work to study the feasibility of transferring expression for enlarging the imbalanced real-world FER datasets, by improving and extending the novel framework of our PF-ViT.



## A. Pre-Training ViTs as MAEs with Facial Expression Images

Some reconstructed examples from RAF-DB dataset produced by ViTs, which are pre-trained as Masked Autoencoders (MAEs) [10], using AffectNet images, are shown in Fig. A1. It can be seen that MAE models are very good at reconstructing the missing pixels of the masked patches of the original facial image.



Figure A1. Reconstructions of masked facial images with  $mask\_ratio=0.75$  (i.e., 75% of the original image is masked randomly) on RAF-DB dataset output by different ViTs after MAE pre-training.

## B. Multi-Task MAE for Simultaneous FER and Poker Face Generation

Here, we present a variant of PF-ViT, which we refer to as Multi-Task MAE. It attempts to follow the practice of Masked Autoencoders [10], in which the encoder operates only on the visible subset of patches. Fig. B1 illustrates the variant, Multi-Task MAE. Our PF-ViT sees all the visual tokens of the input image and uses a multi-head cross-attention block (Cross Fusion) to fuse the visual tokens and mask tokens, in which the mask tokens are derived from the earlier MAE pre-training. By contrast, Multi-Task MAE only sees a part of the image and utilizes a multi-head self-attention block (MSA) to fuse the visible tokens and mask tokens, obtaining a latent representation just as in [10], so as to narrow the gap between the upstream MAE pre-training and our application.

We train Multi-Task MAE with random masking on the input image. Considering different  $mask\_ratio$  may have significant influence on the FER accuracy and the quality of the poker face synthesis, we have tried several  $mask\_ratio$  choices, 0 (i.e., no mask tokens), 0.3, 0.5, and 0.75, in Table

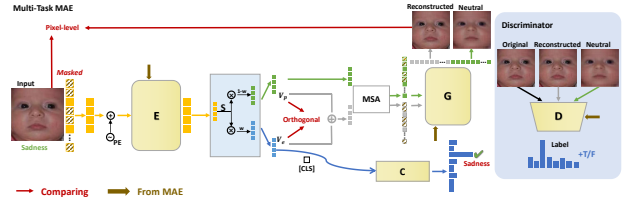


Figure B1. Structure of Multi-Task MAE.

B1. The results suggest that the FER accuracy is higher when the  $mask\_ratio$  is smaller during training or testing. And the qualitative results are provided in Fig. B2.




Figure B2. Qualitative results of the auxiliary task of poker face generation, which are produced by the framework of Multi-Task MAE based on different ViT backbones, i.e., ViT-Base, ViT-Small and ViT-Tiny. Here, we set  $mask\_ratio=0.75$  during training and  $mask\_ratio=0$  during testing. The poker face images are not as good as those produced by PF-ViT.

Table B1. Different  $mask\_ratio$  configurations for Multi-Task MAE during training/testing on the RAF-DB testing set (an MAE model pre-trained with a masking ratio but applied on inputs with a different masking ratio). We use ViT-Base as the encoder of Multi-Task MAE. Incidentally, the realistic poker face cannot be synthesized without mask tokens.

$train/test\_mask\_ratio$	0/0	0.3/0	0.3/0.3	0.5/0	0.5/0.5
accuracy (%)	90.23	89.31	86.95	<b>90.32</b>	87.42
$train/test\_mask\_ratio$	0.75/0	0.75/0.75	0.75/0.5	0.75/0.3	
accuracy (%)	89.67	86.03	86.56	86.21	

According to Table B1, we can conclude that PF-ViT (with 92.07% accuracy on RAF-DB), which sees all the image patches, capturing all the facial details, significantly outperforms Multi-Task MAE with regards to the classification accuracy and the image quality of synthesized poker faces. Multi-Task MAE with a best accuracy is inferior to our ViT baseline (91.07%).

## References

- [1] Tadas Baltrusaitis, Amir Zadeh, Yao Chong Lim, and Louis-Philippe Morency. Openface 2.0: Facial behavior analysis toolkit. In *2018 13th IEEE international conference on automatic face & gesture recognition (FG 2018)*, pages 59–66. IEEE, 2018.
- [2] Emad Barsoum, Cha Zhang, Cristian Canton Ferrer, and Zhengyou Zhang. Training deep networks for facial expression recognition with crowd-sourced label distribution. In *Proceedings of the 18th ACM international conference on multimodal interaction*, pages 279–283, 2016.
- [3] Andrew J Calder and Andrew W Young. Understanding the recognition of facial identity and facial expression. *Nature Reviews Neuroscience*, 6(8):641–651, 2005.
- [4] Aditya Chattopadhyay, Anirban Sarkar, Prantik Howlader, and Vineeth N Balasubramanian. Grad-cam++: Generalized gradient-based visual explanations for deep convolutional networks. In *2018 IEEE winter conference on applications of computer vision (WACV)*, pages 839–847. IEEE, 2018.
- [5] Xiaokang Chen, Mingyu Ding, Xiaodi Wang, Ying Xin, Shentong Mo, Yunhao Wang, Shumin Han, Ping Luo, Gang Zeng, and Jingdong Wang. Context autoencoder for self-supervised representation learning. *arXiv preprint arXiv:2202.03026*, 2022.
- [6] Alexey Dosovitskiy, Lucas Beyer, Alexander Kolesnikov, Dirk Weissenborn, Xiaohua Zhai, Thomas Unterthiner, Mostafa Dehghani, Matthias Minderer, Georg Heigold, Sylvain Gelly, Jakob Uszkoreit, and Neil Houlsby. An image is worth 16x16 words: Transformers for image recognition at scale. In *International Conference on Learning Representations*, 2021.
- [7] Paul Ekman and Wallace V Friesen. Facial action coding system. *Environmental Psychology & Nonverbal Behavior*, 1978.
- [8] Wenjuan Gong, Zhihong An, and Noha M Elfiky. Deep learning-based microexpression recognition: a survey. *Neural Computing and Applications*, pages 1–24, 2022.
- [9] Yandong Guo, Lei Zhang, Yuxiao Hu, Xiaodong He, and Jianfeng Gao. Ms-celeb-1m: A dataset and benchmark for large-scale face recognition. In *European conference on computer vision*, pages 87–102. Springer, 2016.
- [10] Kaiming He, Xinlei Chen, Saining Xie, Yanghao Li, Piotr Dollár, and Ross Girshick. Masked autoencoders are scalable vision learners. In *Proceedings of the IEEE/CVF Conference on Computer Vision and Pattern Recognition*, pages 16000–16009, 2022.
- [11] Jie Hu, Li Shen, and Gang Sun. Squeeze-and-excitation networks. In *Proceedings of the IEEE conference on computer vision and pattern recognition*, pages 7132–7141, 2018.
- [12] Wei Huang, Siyuan Zhang, Peng Zhang, Yufei Zha, Yuming Fang, and Yanning Zhang. Identity-aware facial expression recognition via deep metric learning based on synthesized images. *IEEE Transactions on Multimedia*, 24:3327–3339, 2021.
- [13] Hyeonbin Hwang, Soyeon Kim, Wei-Jin Park, Jiho Seo, Kyungtae Ko, and Hyeon Yeo. Vision transformer equipped with neural resizer on facial expression recognition task. In *ICASSP 2022-2022 IEEE International Conference on Acoustics, Speech and Signal Processing (ICASSP)*, pages 2614–2618. IEEE, 2022.
- [14] Jing Jiang and Weihong Deng. Disentangling identity and pose for facial expression recognition. *IEEE Transactions on Affective Computing*, 13(4):1868–1878, 2022.
- [15] Minchul Kim, Anil K Jain, and Xiaoming Liu. Adaface: Quality adaptive margin for face recognition. In *Proceedings of the IEEE/CVF Conference on Computer Vision and Pattern Recognition*, pages 18750–18759, 2022.
- [16] Nhat Le, Khanh Nguyen, Quang Tran, Erman Tjiputra, Bac Le, and Anh Nguyen. Uncertainty-aware label distribution learning for facial expression recognition. In *Proceedings of the IEEE/CVF Winter Conference on Applications of Computer Vision*, pages 6088–6097, 2023.
- [17] Kwonjoon Lee, Huiwen Chang, Lu Jiang, Han Zhang, Zhuowen Tu, and Ce Liu. Vitgan: Training gans with vision transformers. In *International Conference on Learning Representations*.
- [18] Hanting Li, Mingzhe Sui, Feng Zhao, Zhengjun Zha, and Feng Wu. Mvt: mask vision transformer for facial expression recognition in the wild. *arXiv preprint arXiv:2106.04520*, 2021.
- [19] Shan Li, Weihong Deng, and JunPing Du. Reliable crowd-sourcing and deep locality-preserving learning for expression recognition in the wild. In *Proceedings of the IEEE conference on computer vision and pattern recognition*, pages 2852–2861, 2017.
- [20] James J Lien, Takeo Kanade, Jeffrey F Cohn, and Ching-Chung Li. Automated facial expression recognition based on face action units. In *Proceedings third IEEE international conference on automatic face and gesture recognition*, pages 390–395. IEEE, 1998.
- [21] Fuyan Ma, Bin Sun, and Shutao Li. Facial expression recognition with visual transformers and attentional selective fusion. *IEEE Transactions on Affective Computing*, 2021.
- [22] Ali Mollahosseini, Behzad Hasani, and Mohammad H Mahoor. Affectnet: A database for facial expression, valence, and arousal computing in the wild. *IEEE Transactions on Affective Computing*, 10(1):18–31, 2017.
- [23] Delian Ruan, Yan Yan, Si Chen, Jing-Hao Xue, and Hanzi Wang. Deep disturbance-disentangled learning for facial expression recognition. In *Proceedings of the 28th ACM International Conference on Multimedia*, pages 2833–2841, 2020.
- [24] Delian Ruan, Yan Yan, Shenqi Lai, Zhenhua Chai, Chunhua Shen, and Hanzi Wang. Feature decomposition and reconstruction learning for effective facial expression recognition. In *Proceedings of the IEEE/CVF conference on computer vision and pattern recognition*, pages 7660–7669, 2021.
- [25] Florian Schroff, Dmitry Kalenichenko, and James Philbin. Facenet: A unified embedding for face recognition and clustering. In *Proceedings of the IEEE conference on computer vision and pattern recognition*, pages 815–823, 2015.
- [26] Jiahui She, Yibo Hu, Hailin Shi, Jun Wang, Qiu Shen, and Tao Mei. Dive into ambiguity: Latent distribution mining and pairwise uncertainty estimation for facial expression

- recognition. In *Proceedings of the IEEE/CVF Conference on Computer Vision and Pattern Recognition*, pages 6248–6257, 2021.
- [27] Andreas Steiner, Alexander Kolesnikov, Xiaohua Zhai, Ross Wightman, Jakob Uszkoreit, and Lucas Beyer. How to train your vit? data, augmentation, and regularization in vision transformers. *arXiv preprint arXiv:2106.10270*, 2021.
- [28] Hugo Touvron, Matthieu Cord, Matthijs Douze, Francisco Massa, Alexandre Sablayrolles, and Hervé Jégou. Training data-efficient image transformers & distillation through attention. In *International conference on machine learning*, pages 10347–10357. PMLR, 2021.
- [29] Ashish Vaswani, Noam Shazeer, Niki Parmar, Jakob Uszkoreit, Llion Jones, Aidan N Gomez, Łukasz Kaiser, and Illia Polosukhin. Attention is all you need. *Advances in neural information processing systems*, 30, 2017.
- [30] Can Wang, Shangfei Wang, and Guang Liang. Identity- and pose-robust facial expression recognition through adversarial feature learning. In *Proceedings of the 27th ACM international conference on multimedia*, pages 238–246, 2019.
- [31] Hongcheng Wang et al. Facial expression decomposition. In *Proceedings ninth IEEE international conference on computer vision*, pages 958–965. IEEE, 2003.
- [32] Kai Wang, Xiaojiang Peng, Jianfei Yang, Shijian Lu, and Yu Qiao. Suppressing uncertainties for large-scale facial expression recognition. In *Proceedings of the IEEE/CVF conference on computer vision and pattern recognition*, pages 6897–6906, 2020.
- [33] Fanglei Xue, Qiangchang Wang, and Guodong Guo. Transfer: Learning relation-aware facial expression representations with transformers. In *Proceedings of the IEEE/CVF International Conference on Computer Vision*, pages 3601–3610, 2021.
- [34] Fanglei Xue, Qiangchang Wang, Zichang Tan, Zhongsong Ma, and Guodong Guo. Vision transformer with attentive pooling for robust facial expression recognition. *IEEE Transactions on Affective Computing*, 2022.
- [35] Huiyuan Yang, Umur Ciftci, and Lijun Yin. Facial expression recognition by de-expression residue learning. In *Proceedings of the IEEE conference on computer vision and pattern recognition*, pages 2168–2177, 2018.
- [36] Dan Zeng, Zhiyuan Lin, Xiao Yan, Yuting Liu, Fei Wang, and Bo Tang. Face2exp: Combating data biases for facial expression recognition. In *Proceedings of the IEEE/CVF Conference on Computer Vision and Pattern Recognition*, pages 20291–20300, 2022.
- [37] Bowen Zhang, Shuyang Gu, Bo Zhang, Jianmin Bao, Dong Chen, Fang Wen, Yong Wang, and Baining Guo. Styleswin: Transformer-based gan for high-resolution image generation. In *Proceedings of the IEEE/CVF conference on computer vision and pattern recognition*, pages 11304–11314, 2022.
- [38] Wei Zhang, Xianpeng Ji, Keyu Chen, Yu Ding, and Changjie Fan. Learning a facial expression embedding disentangled from identity. In *Proceedings of the IEEE/CVF conference on computer vision and pattern recognition*, pages 6759–6768, 2021.
- [39] Xi Zhang, Feifei Zhang, and Changsheng Xu. Joint expression synthesis and representation learning for facial expression recognition. *IEEE Transactions on Circuits and Systems for Video Technology*, 32(3):1681–1695, 2021.
- [40] Yuhang Zhang, Chengrui Wang, and Weihong Deng. Relative uncertainty learning for facial expression recognition. *Advances in Neural Information Processing Systems*, 34, 2021.
- [41] Yuhang Zhang, Chengrui Wang, Xu Ling, and Weihong Deng. Learn from all: Erasing attention consistency for noisy label facial expression recognition. In *Computer Vision—ECCV 2022: 17th European Conference, Tel Aviv, Israel, October 23–27, 2022, Proceedings, Part XXVI*, pages 418–434. Springer, 2022.
- [42] Zengqun Zhao, Qingshan Liu, and Feng Zhou. Robust lightweight facial expression recognition network with label distribution training. In *Proceedings of the AAAI conference on artificial intelligence*, volume 35, pages 3510–3519, 2021.
- [43] Ce Zheng, Matias Mendieta, and Chen Chen. Poster: A pyramid cross-fusion transformer network for facial expression recognition. *arXiv preprint arXiv:2204.04083*, 2022.