

Leveraging Natural Supervision for Language Representation Learning and Generation

by

Mingda Chen

A Thesis Submitted

in Partial Fulfillment of the Requirements for the Degree of

Doctor of Philosophy in Computer Science

at the

Toyota Technological Institute at Chicago

Chicago, Illinois

July 2022

Thesis Committee:

Professor Kevin Gimpel (Thesis Advisor)

Professor Karen Livescu

Professor Sam Wiseman

Professor Luke Zettlemoyer

© 2022 Mingda Chen
All Rights Reserved

ABSTRACT

Recent breakthroughs in Natural Language Processing (NLP) have been driven by language models trained on a massive amount of plain text. While powerful, deriving supervision from textual resources is still an open question. For example, language model pretraining often neglects the rich, freely-available structures in textual data. In this thesis, we describe three lines of work that seek to improve the training and evaluation of neural models using naturally-occurring supervision.

We first investigate self-supervised training losses to help enhance the performance of pretrained language models for various NLP tasks. Specifically, for general-purpose language representation learning, we alter the sentence prediction loss to make it better suited to other pretraining losses and more challenging to solve and show that the change led to a series of state-of-the-art pretrained encoders. For in-context learning, in contrast to previous work, which finetuned pretrained decoders on human-annotated datasets, we design an intermediate finetuning step that uses self-supervised training to promote models' ability in cross-task generalization.

Then we describe methods to leverage the structures in Wikipedia and paraphrases. In particular, we leverage hyperlinks as supervision for pretraining entity representations, leading to models that can encode arbitrary entities. We use article structures, such as section and document titles, to train sentence representations. Evaluation results on discourse-related tasks show that such training helped model performance. We extract training data from article category graphs and demonstrate that the extracted data improves model performance on textual entailment tasks. In addition, we leverage the pair data structure in paraphrases by building the first neural models to disentangle semantics and syntax in sentence representations. In addition to semantic evaluation metrics, we propose metrics for syntactic representations, finding that the best performance for both metrics is achieved when there is maximal disentanglement between the two latent representations. We extend the framework for a novel generation task that controls the syntax of output text with a sentential exemplar. To formally define this controlled generation task, we annotate evaluation sets and proposed evaluation metrics.

Lastly, we discuss our work on tailoring textual resources for establishing challenging evaluation tasks. We introduce three datasets by defining novel tasks using

various fan-contributed websites. The first dataset generates arbitrary Wikipedia section text from various tabular data by casting the task as long-form data-to-text generation and creating a large-scale dataset. The task is challenging as models need to generate a coherent passage connecting all the entities in the tabular data, and the story also needs to fit the background knowledge in the tabular data. The second dataset summarizes lengthy transcripts for TV shows. The task has several challenges: e.g., plot information is not stated explicitly but rather only implied in the dialogue and the need to draw information from a wide range of the input transcripts. As characters are fundamental to TV show plots, we also propose two character-centric evaluation metrics. The third dataset generates long-form stories from character descriptions and summaries. The task poses several challenges for story generation models, including lengthy inputs and outputs and consistency in character modeling.

ACKNOWLEDGEMENTS

Like all great travellers, I have seen more than I remember, and remember more than I have seen.

– Benjamin Disraeli

The Ph.D. journey is an adventure mixed with daunting challenges, unanticipated bafflements, and instant delights. Many people have guided me through the challenges, clarified my confusion, and shared my happiness. I am enormously grateful for their help along the journey.

First, I want to thank my advisor Kevin Gimpel for the technical insight and research philosophy throughout these years. He was always knowledgeable about everything we worked on, meticulous about every word we wrote on papers, and patient about my mistakes. The work in this thesis would not be possible without his positive, steady influence.

I thank the rest of my thesis committee: Karen Livescu, Sam Wiseman, and Luke Zettlemoyer, for being generous with their time and insight. I also thank Karl Stratos for his guidance.

I thank my fellow students at Toyota Technological Institute at Chicago and the University of Chicago, especially Qingming Tang for the technical (and non-technical) conversations, Bumeng Zhuo for the fun activities during weekends, and Zewei Chu for the bike rides at the lakefront in Chicago. I am also grateful to my fellow interns and mentors at Google and Facebook.

Lastly, I would like to thank my family for inspiring my interest in learning, encouraging me to apply to graduate school, and being supportive and interested in listening to my research ramblings.

TABLE OF CONTENTS

Abstract	i
Acknowledgements	iii
Table of Contents	iv
List of Tables	vii
List of Figures	xiv
Chapters	
1 Introduction	1
1.1 Overview	1
1.2 Contributions	2
2 Background	5
2.1 Self-Supervised Language Pretraining	5
2.1.1 Related Work	5
2.1.2 Formal Preliminaries	9
2.2 Naturally-Occurring Data Structures	12
2.2.1 Related Work	12
2.2.2 Additional Related Work	15
2.3 Sentence Variational Autoencoder	15
2.3.1 Related Work	16
2.3.2 Formal Preliminaries	16
2.4 Summary	18
3 Improving Self-Supervision for Language Pretraining	20
3.1 Improving Language Representation Learning via Sentence Ordering Prediction	20
3.1.1 Introduction	20
3.1.2 Related Work	21
3.1.3 Method	22
3.1.4 Experiments	23
3.2 Improving In-Context Few-Shot Learning via Self-Supervised Training	26
3.2.1 Introduction	26
3.2.2 Related Work	27
3.2.3 Method	29
3.2.4 Experimental Setup	32
3.2.5 Experimental Results	36
3.2.6 Analysis	36

3.3	Summary	42
4	Learning Semantic Knowledge from Wikipedia	44
4.1	Learning Entity Representations from Hyperlinks	44
4.1.1	Introduction	44
4.1.2	Related Work	45
4.1.3	Method	46
4.1.4	Experiments	49
4.1.5	Analysis	51
4.2	Learning Discourse-Aware Sentence Representations from Document Structures	53
4.2.1	Introduction	53
4.2.2	Related Work	56
4.2.3	Method	56
4.2.4	Experiments	58
4.2.5	Analysis	60
4.3	Learning Concept Hierarchies from Document Categories	63
4.3.1	Introduction	63
4.3.2	Related Work	64
4.3.3	Experimental Setup	65
4.3.4	Experimental Results	69
4.3.5	Analysis	69
4.3.6	Multilingual WIKINLI	78
4.4	Summary	80
5	Disentangling Latent Representations for Interpretability and Controllability	81
5.1	Disentangling Semantics and Syntax in Sentence Representations	81
5.1.1	Introduction	81
5.1.2	Related Work	82
5.1.3	Model and Parameterization	84
5.1.4	Multi-Task Training	86
5.1.5	Experimental Setup	88
5.1.6	Experimental Results	89
5.1.7	Analysis	93
5.2	Controllable Paraphrase Generation with a Syntactic Exemplar	95
5.2.1	Introduction	95
5.2.2	Related Work	97
5.2.3	Model and Training	98
5.2.4	Experimental Setup	100
5.2.5	Experimental Results	101
5.2.6	Analysis	103
5.3	Summary	108

6	Tailoring Textual Resources for Evaluation Tasks	109
6.1	Long-Form Data-to-Text Generation	109
6.1.1	Introduction	109
6.1.2	Related Work	111
6.1.3	WIKITABLET	112
6.1.4	Method	116
6.1.5	Experiments	119
6.1.6	Analysis	121
6.2	Long-Form Text Summarization	128
6.2.1	Introduction	128
6.2.2	Related Work	130
6.2.3	SUMMSCREEN	131
6.2.4	Method	137
6.2.5	Experiments	140
6.2.6	Analysis	142
6.3	Story Generation with Constraints	148
6.3.1	Introduction	148
6.3.2	Related Work	150
6.3.3	TVSTORYGEN	151
6.3.4	Method	159
6.3.5	Experiments	161
6.3.6	Analysis	164
6.4	Summary	167
7	Conclusion	168
Appendix A	Appendix to Chapter 3	172
A.1	Adding a Backward Language Modeling Loss to GPT-Style Pretraining	172
A.2	Details about Downstream Evaluation Tasks for ALBERT	173
A.3	Additional Details for LPP and Classification Tasks	175
A.4	Dataset Statistics for SuperGLUE and Natural-Instructions	175
A.4.1	More Details about Natural-Instructions	176
A.5	Templates for SuperGLUE	176
Appendix B	Appendix to Chapter 6	178
B.1	Details about Dataset Construction for WIKITABLET	178
B.2	Human Evaluation for WIKITABLET	180
B.2.1	Details about Dataset Construction for TVSTORYGEN	182
B.3	Details about Semantic Role Labeling for TVSTORYGEN	182
B.4	Details about Decoding Algorithms and Hyperparameters for TVSTORYGEN	183
	Bibliography	184

LIST OF TABLES

3.1	Model performance on RACE (Lai et al., 2017), a reading comprehension dataset. Increasing the hidden size of BERT-large leads to worse performance.	21
3.2	The effect of using next sentence prediction (NSP) vs. sentence ordering prediction (SOP) on intrinsic and downstream tasks. We boldface the best results in each column. MLM=masked language modeling.	24
3.3	GLUE benchmark results. For single-task single-model results, we report ALBERT at 1M steps (comparable to RoBERTa) and 1.5M steps. The ALBERT ensemble use model checkpoints trained with 1M, 1.5M, and other numbers of steps.	25
3.4	Results for SQuAD and RACE.	25
3.5	Evaluation templates for MultiRC. $\{\cdot\}$ represents values drawn from a particular data field. We alter the GPT3 template for this task to share a similar format with one of our self-supervised tasks (i.e., classification LLP in this case). The red, boldfaced texts are used to compute the language modeling perplexities for ranking the labels. We note that the shown template is for a single example and there could be multiple examples within an instance.	34
3.6	SuperGLUE results. We report mean and standard deviations (the numbers in parenthesis) of five runs. The best result (we take the average if there are two metrics) except SameTask in each column for each model size is boldfaced. MS=model size. CT=CrossTask.	35
3.7	Natural-Instructions results. The results for GPT3 are taken from Mishra et al. (2021). The best result except SameTask in each column for each model size is boldfaced. MS=model size.	35
3.8	Average results for SuperGLUE when using different task templates. MS=model size.	37
3.9	SuperGLUE results when training the 125M model with only one of the self-supervised tasks.	38
3.10	Natural-Instructions results when training the 125M model with only one of the self-supervised tasks.	38
3.11	Average results when adding denoising autoencoding and gap sentence prediction to the self-supervised training. ALL: use all of the self-supervision described in Section 3.2.3.	39
3.12	Average model performance comparing whether we assign random labels to the self-supervised tasks.	39

3.13	Average results for SuperGLUE showing the zero-shot, one-shot, and few-shot model performances for the LM and the self-supervised model (SS). The numbers in parenthesis are the performance differences between the LM and the SS with the positive numbers indicating improvements. We boldface the largest improvement for each model.	40
3.14	Natural-Instructions results when combining the self-supervised tasks and the tasks in the CrossTask setting. The best performance in each column for each model size is boldfaced. MS=model size. . . .	40
3.15	Generation examples by the 1.3B model. The examples are taken from Natural-Instructions. The first two examples are from QG, and the other two are from AG. We only show part of the passages relevant to the outputs for QA for brevity.	41
4.1	Performance of entity representations on EntEval tasks. Best performing model in each task is boldfaced. CAP: coreference arc prediction, CERP: contextualized entity relationship prediction, EFP: entity factuality prediction, ET: entity typing, ESR: entity similarity and relatedness, ERT: entity relationship typing, NED: named entity disambiguation. EntELMo baseline is trained on the same dataset as EntELMo but not using the hyperlink-based training. EntELMo w/ l_{etn} is trained with a modified version of l_{ctx} , where we only decode entity mentions instead of the whole context.	50
4.2	Accuracies (%) in comparing the use of description encoder (Des.) to entity name (Name).	52
4.3	Accuracies (%) on CoNLL-YAGO with static or non-static entity representations.	52
4.4	Results for SentEval and DiscoEval. The highest number in each column is boldfaced. The highest number for our models in each column is underlined. "All" uses all four losses. "avg." is the averaged accuracy for all tasks in DiscoEval.	58
4.5	Average of the layer number for the best layers in SentEval and DiscoEval.	60
4.6	Accuracies with baseline encoder on Discourse Coherence task, with or without a hidden layer in the classifier.	61
4.7	Accuracies (%) for a human annotator and BERT-large on Sentence Position, Binary Sentence Ordering, and Discourse Coherence tasks.	62
4.8	Accuracies (%) for baseline encoder on Sentence Position task when using downstream classifier with or without context.	62
4.9	Dataset statistics.	66

4.10	Test set performance for baselines and models pretrained on various resources. We report accuracy (%) for NLI tasks and F_1 score (%) for LE tasks. The highest results for each model (BERT or RoBERTa) are underlined. The highest numbers in each column are boldfaced. . . .	68
4.11	Top 20 most frequent words in WIKINLI, Wikidata, and WordNet. . .	70
4.12	Comparing binary, threeway, and fourway classification for pretraining. C = child; P = parent; R = rest. The highest numbers in each column are boldfaced.	71
4.13	The effect of the number of WIKINLI pretraining instances. The highest numbers in each column are boldfaced.	71
4.14	Comparing pruning levels for hierarchies available in Wikipedia. The highest numbers in each column are boldfaced.	72
4.15	Examples from WIKISENTNLI. C = child; P = parent; N = neutral. Boldfaced are page titles, WIKINLI categories, or their mentions in the context.	73
4.16	Comparison using WIKISENTNLI. The highest numbers in each column are boldfaced.	74
4.17	Combining WIKINLI with other datasets for pretraining. ①=WIKINLI; ②=WordNet; ③=Wikidata.	75
4.18	Examples from PPDB development set showing the effect of pretraining resources.	75
4.19	Per category numbers of correctly predicted instances by BERT with or without pretraining on WIKINLI.	75
4.20	Results for varying numbers of MNLI or PPDB training instances. The rows “ Δ ” show improvements from WIKINLI. We use all the training instances for PPDB in the “20k” setting.	77
4.21	Test results for ANLI.	77
4.22	Test set results for XNLI. mWIKINLI is constructed from Wikipedia in other languages. trWIKINLI is translated from the English WIKINLI. The highest numbers in each column are boldfaced.	78
4.23	Top 20 most frequent words in WIKINLI, and mWIKINLI in Chinese. Each Chinese word is followed by a translation in parenthesis.	79
5.1	Pearson correlation (%) for STS test sets. bm: STS benchmark test set. avg: the average of Pearson correlation for each domain in the STS test sets from 2012 to 2016. Results are in bold if they are highest in the “semantic variable” columns or lowest in the “syntactic variable” columns. “ALL” indicates all of the multi-task losses are used.	90
5.2	Syntactic similarity evaluations, showing tree edit distance (TED) and labeled F_1 score for constituent parsing, and accuracy (%) for part-of-speech tagging. Numbers are boldfaced if they are worst in the “semantic variable” column or best in the “syntactic variable” column. “ALL” indicates all the multi-task losses are used.	91

5.3	Examples of the most similar words to particular query words using syntactic variable (first row) or semantic variable (second row).	93
5.4	Examples of most similar sentences to particular query sentences in terms of the semantic variable or the syntactic variable.	94
5.5	Test results. The final metric (ST) measures the syntactic match between the output and the reference. ALL: VGVAE + LC + WN + WPL.	102
5.6	Test results when including PRL.	103
5.7	Test results with WPL at different positions.	103
5.8	Pearson correlation (%) for STS Benchmark test set.	104
5.9	Labeled F_1 score (%) and accuracy (%) on syntactic similarity tasks from Section 5.1.	104
5.10	Examples of learned word clusters. Each row is a different clusters. Numbers in the first column indicate the number of words in that cluster.	105
5.11	Test results when using a single code.	106
5.12	Test results with decoder variants.	106
5.13	Examples of generated sentences.	107
6.1	Statistics for several data-to-text datasets. WIKITABLET combines a large number of examples, moderate generation length (typically more than one sentence), and a large variety of record types. We omit record types and avg. records for DART as its input units are triple sets instead of table records. *887.7k unique Wikipedia articles. †Number of record types for each resource: 31.8k (Infobox), 1.7k (Wikidata), 115.6k (Hyperlinks), 17 (NER). AL=Average Length. RT=Record Types. AR=Average Records.	114
6.2	Top 10 most frequent article categories and their corresponding proportions in WIKITABLET.	115
6.3	Test set results for our models. When training the large models, we use the “copy + cyclic loss” setting as it gives the best performance for the base models for most of the metrics.	119
6.4	Effect of using α -entmax and α -entmax loss. When not using the α -entmax loss, we use standard cross entropy loss.	121
6.5	Average human ratings (standard deviations in parentheses) for grammaticality, coherence, and faithfulness to the input article table.	123
6.6	Average human ratings (standard deviations in parentheses) of relevance and support when comparing to the reference text.	123
6.7	Human annotation examples for grammaticality (G) and coherence (C). Due to space constraints, only parts of the texts are shown. We highlight texts that are incoherent.	124
6.8	Spearman correlations between the human evaluation results for grammaticality and coherence. We omit annotations with perfect scores for coherence.	124

6.9	Averaged perplexities and the corresponding numbers of annotations for each option for the relevance and support questions (5 is the best option). We aggregate annotations for different decoding algorithms. We note that the perplexities are computed based on the reference texts using the large model.	125
6.10	Percentiles of perplexities for training and development splits of our dataset. We use the large model.	126
6.11	Generation examples from the large model. The first example corresponds to the first instance in Fig. 6.1.	127
6.12	Fraction (%) of n-grams in the output summaries that also appear in the inputs, and the average numbers of tokens for the inputs and outputs. Datasets with smaller fractions of overlapping n-grams tend to favor abstractive summarization approaches. Results marked by † and § are from Narayan et al. (2018) and Fabbri et al. (2019) respectively.	131
6.13	Detailed dataset statistics for SUMMSCREEN.	132
6.14	Statistics of train/dev/test splits for ForeverDreaming and TVMegaSite.	133
6.15	Statistics for datasets focusing on abstractive summarization for long-form text or dialogue. The numbers are averaged over instances. We omit number of speakers for datasets that do not contain dialogue. SUMMSCREEN combines long source inputs, large numbers of speakers, and a moderate number of instances.	134
6.16	Results on the SUMMSCREEN test sets. BLEU, R1, R2, and RL are BLEU and ROUGE scores between model generated and reference recaps. Bo{C,R}-{p,r} are precision and recall for bag of characters and bag of character relations, respectively. The highest numbers for each dataset in each column are in bold.	140
6.17	Results on the anonymized SUMMSCREEN test sets. BLEU, R1, R2, and RL are BLEU and ROUGE scores between model generated and reference recaps. Bo{C,R}-{p,r} are precision and recall for <i>Bag of Characters</i> and <i>Bag of Character Relations</i> , respectively. The highest numbers for each dataset in each column are in bold.	144
6.18	Average scores of entity metrics computed on various subsets of entities, dropping the most common entities when forming subsets. For example, the “80%” row corresponds to omitting the most frequent 20% of entities in each TV show. Results are based on the oracle hybrid model.	144
6.19	Comparing models with and without the copy mechanism on ForeverDreaming.	144
6.20	Results of the oracle hybrid model comparing training on both datasets (TMS + FD) to training on the in-domain dataset only. The metrics are averaged scores of the generic and entity metrics. Training on both datasets helps for FD but hurts for TMS.	145

6.21	Human evaluation results. We report the average scores and their corresponding standard deviations for questions on predicate match and character relation similarity.	146
6.22	Generation samples from ForeverDreaming. The instance is from the TV show “Bones”.	147
6.23	Statistics for story generation datasets with prompts as part of inputs. TVSTORYGEN has moderate numbers of stories, moderate lengths of stories, long character descriptions, and a large number of total unique characters and characters per story. tps: tokens per story. cps: characters per story. tuc: total unique characters. tpcd: tokens per character description.	152
6.24	Dataset statistics for TVSTORYGEN.	153
6.25	Genres in Fandom and their corresponding numbers and percentages of episodes.	154
6.26	Genres in TVMegaSite and their corresponding numbers and percentages of episodes.	154
6.27	Statistics of train/dev/test splits for Fandom and TVMegaSite. . . .	154
6.28	Fraction (%) of n-grams in the output stories that also appear in the source inputs. Higher fraction of overlapping n-grams indicates that the two are more directly related. For TVSTORYGEN, we vary different kinds of inputs.	155
6.29	Statistics for datasets focusing on abstractive summarization for long-form text or dialogue. The numbers are averaged over instances. . . .	157
6.30	Fraction (%) of n-grams in the output summaries that also appear in the inputs, and the average numbers of tokens for the inputs and outputs. Datasets with smaller fractions of overlapping n-grams tend to favor abstractive summarization approaches. Results marked by † and § are from Narayan et al. (2018) and Fabbri et al. (2019) respectively.	157
6.31	Two excerpts in detailed recaps from TVSTORYGEN that correspond to different episodes in the TV show “The Simpsons”. The excerpts involve interactions between Homer and Selma where Selma consistently shows a strong dislike for Homer, matching the character description in Fig. 6.6.	158
6.32	Fandom results. The results for the return-input baselines and the neural models are indicated by“(Return)” and “(NN)” respectively. The best result in each column for each split (excluding the references) is boldfaced.	162
6.33	TVMegaSite results. The results for the return-input baselines and the neural models are indicated by “(Return)” and “(NN)” respectively. The best result in each column for each split (excluding the references) is boldfaced.	163
6.34	Test results for summarizing detailed episode recaps. The best result in each column for each domain (excluding the oracle) is boldfaced. .	163

6.35	Human annotation results analyzing the effect of including different components in the inputs. The percentage is the fraction of annotations that favor the models to include the corresponding component. The numbers in parentheses are the number of positive annotations divided by the total number of annotations.	164
6.36	Accuracies and F_1 scores when evaluating the automatic metrics against human annotations. The best performance in each column is in bold.	165
6.37	Excerpts from generation examples, which come from the TV shows “Fairy Tail” and “Gossip Girl” respectively. The highlighted texts are meaningless negations. We underline texts that describe similar events.	166
A.1	GLUE dev set results. MLM, UniDir, and BiDir represents baselines that use different training objectives.	173
A.2	GLUE dev set results. We compare the use of full attention to causal attention in GLUE evaluation.	173
A.3	Dataset statistics for SuperGLUE. We use the official development sets as test sets.	175
A.4	Dataset statistics for Natural-Instructions.	176
A.5	Evaluation templates for SuperGLUE. $\${}\cdot\}$ represents values drawn from a particular data field. We alter the GPT3 templates for these tasks to share similar formats with one of our self-supervised tasks. The red, boldfaced texts are used to compute the language modeling perplexities for ranking the labels. We note that the shown templates are for a single example, and there could be multiple examples within an instance.	177
B.1	Rating explanations for grammaticality.	180
B.2	Rating explanations for coherence.	180
B.3	Rating explanations for faithfulness.	181
B.4	Rating explanations for relevance.	181
B.5	Rating explanations for supportedness.	182

LIST OF FIGURES

2.1	Diagram showing recurrent neural network based bidirectional language models. $x_{1:T}$ represents the input sequence. $\langle \text{BOS} \rangle$ and $\langle \text{EOS} \rangle$ are special symbols for the start-of-sequence and end-of-sequence tokens, respectively.	10
2.2	Diagram showing masked language modeling (MLM) with BERT. $x_{1:T}$ represents the input sequence. [MASK] is the special symbol indicating the units that are masked out in the input sequence (typically the number of masked units can be up to 15% of the input sequence). [CLS] and [SEP] are two symbols used in next sentence prediction (NSP) task. We include the two symbols in this figure because MLM and NSP are used jointly during BERT training. In the shown case, models are required to predict x_3 . We grey out the output units that are not used when computing MLM losses.	11
2.3	Graphical model of a sentence variational autoencoder. Dashed lines indicate inference model. Solid lines indicate generative model.	17
3.1	Examples of our self-supervised training tasks. Each example is an input-output pair constructed from the raw text.	29
3.2	An example of a training instance. Each instance is formed by several training examples. During training, we use left-to-right language models and compute a cross-entropy loss on the output texts (indicated by the red color in the shown example). We note that when computing the loss on the second example, the first example can be seen as task demonstrations. For brevity, we show part of the input and output texts.	29
3.3	Example illustrating the construction of training instances for our classification task. There are four input types, and each training instance has two or three types. As the shown instance has the following two types: "original sentences" and "different documents", it comprises examples from two different documents. The instance resembles the next sentence prediction task, encouraging models to compare topical similarities between the two examples.	30
3.4	Average results for the 125M and 1.3B models on SuperGLUE and Natural-Instructions when varying the number of examples used for self-supervised training.	37
4.1	An example of hyperlinks in Wikipedia. "France" is linked to the Wikipedia page of "France national football team" instead of the country France.	47
4.2	Heatmap showing per-layer performances for ELMo, EntELMo baseline, EntELMo, BERT-base, and BERT-large.	53

4.3	An RST discourse tree from the RST Discourse Treebank. “N” represents “nucleus”, containing basic information for the relation. “S” represents “satellite”, containing additional information about the nucleus.	54
4.4	Heatmap for individual hidden layers of BERT-base (lower part) and ELMo (upper part).	61
4.5	An example of WIKISENTNLI and higher-level categories that are used to construct WIKINLI.	73
5.1	Graphical model of VGVAE. Dashed lines indicate inference model. Solid lines indicate generative model.	84
5.2	Diagram showing the training process when using the discriminative paraphrase loss (DPL; dotted lines) and paraphrase reconstruction loss (PRL; dash-dotted lines). The pair (x_1, x_2) is a sentential paraphrase pair, the y ’s are the semantic variables corresponding to each x , and the z ’s are syntactic variables.	86
5.3	Examples from our annotated evaluation dataset of paraphrase generation using semantic input X (red), syntactic exemplar Y (blue), and the reference output Z (black).	96
5.4	Diagram showing training of the decoder. Blue lines indicate the word position loss (WPL).	98
5.5	An example of word noising. For each word token in the training sentences, we randomly replace it with other words that share the same POS tags.	99
5.6	Variants of decoder. Left (SWAP): we swap the position of variable y and z . Middle (CONCAT): we concatenate word embedding with y and z as input to decoder. Right (INIT): we use word embeddings as input to the decoder and use the concatenation of y and z to compute the initial hidden state of the decoder.	106
6.1	Two examples from WIKITABLET. Only parts of the tables are shown due to space constraints. Underlined texts are hyperlinks. Records with the attributes “DATE”, “PER”, “PERSON”, or “GPE” are from NER. The subscripts for section titles indicate the ordering of nesting, where smaller numbers are for higher level sections.	112
6.2	Excerpts from an example from SUMMSCREEN. The transcript and recap are from the TV show “The Big Bang Theory”. Generating this sentence in the recap requires discerning the characters’ feelings (clues in the transcript are underlined) about playing the board game (references are shown in red). Colored boxes indicate utterances belonging to the same conversations.	129
6.3	Left: TV show genres from ForeverDreaming. Right: TV show genres from TVMegaSite.	133

6.4	Two excerpts from SUMMSCREEN showing that generating summaries from TV show transcripts requires drawing information from a wide range of the input transcripts. We only show lines in the transcripts that are closely related to the shown parts of summaries. The number at the beginning of each line is the line number in the original transcript. For the first instance, we omit a few lines containing clues about the doctor taking pictures of the mansion at different times due to space constraints.	136
6.5	An excerpt from anonymized SUMMSCREEN that corresponds to the instance in Fig. 6.2. Character names are replaced with IDs that are permuted across episodes.	143
6.6	Excerpts from a TVSTORYGEN instance that corresponds to the episode “A Fish Called Selma” in the TV show “The Simpsons”. Colored texts are mentions of characters. Texts surrounded by “==” in the character descriptions are section titles. We underline texts in the character descriptions that are closely related to the detailed recap. The shown part of the story includes complex interactions between Selma Bouvier and Troy McClure , which requires models to use relevant information from the lengthy character descriptions. There are six characters involved in this story but we only show parts of the detailed recap and character descriptions for brevity.	151

INTRODUCTION

Written language is ubiquitous. Humans use writing to communicate ideas and store knowledge in their daily lives. These activities naturally produce traces of human intelligence, resulting in abundant, freely-available textual data: e.g., Wikipedia,¹ Reddit,² and Fandom,³ among others. These data often contain sophisticated knowledge expressed with complex language structures. For example, for encyclopedias, there usually are dedicated structures for connecting pieces of information scattered around different places for the convenience of readers (e.g., hyperlinks that point the same person or events mentioned in other documents to the same place for disambiguation). Aside from explicit structures, corpora have rich implicit structures. For example, the data pair in bilingual text shares the same semantic meaning but differs in syntactic forms. The implicit difference between the data pair allows us to disentangle the semantic and syntactic information implied in the data structure.

Despite the rich structures, recent advances in NLP have been driven by deep neural models trained on a massive amount of plain text, which often strips away the knowledge and structure from the input. This thesis research approaches to better drive supervision from various naturally-occurring textual resources. In particular, we (1) improve ways of transforming plain text into training signals; (2) propose approaches to exploit the rich structures in Wikipedia and paraphrases; and (3) create evaluation benchmarks from fan-contributed websites to reflect real-world challenges. Below we briefly introduce these three areas and summarize our contributions.

1.1 Overview

Learning from Improved Self-Supervision (Chapter 3). Adapting plain text for training signals (also known as self-supervision) is the driving force behind recent breakthroughs in NLP. Approaches like BERT (Devlin et al., 2019) and GPT-3 (Brown

¹<https://www.wikipedia.org/>, an online collaborative encyclopedia.

²<https://www.reddit.com/>, an online forum for discussion and web content rating.

³<https://www.fandom.com/>, a fan-contributed encyclopedia of movies, films, and other media.

et al., 2020) effectively transfer knowledge in plain text to various downstream NLP tasks. Recent research has demonstrated potential flaws in BERT’s learning objectives (Yang et al., 2019; Liu et al., 2019) and has improved GPT-3’s downstream task performance using human-annotated resources (Mishra et al., 2021; Wei et al., 2022). In this thesis, we present techniques to improve the self-supervised training objectives without requiring extra human annotations.

Learning from Rich Data Structures: Wikipedia Articles (Chapter 4). Pretrained language models primarily use learning objectives related to word prediction based on nearby context (Mikolov et al., 2013b; Peters et al., 2018; Devlin et al., 2019). In this thesis, we present approaches to leverage the rich article structures in Wikipedia for learning vector representations of various texts.

Learning from Rich Data Structures: Paired Data (Chapter 5). Much of the recent NLP work on learning disentangled representations and controllable generation has focused on disentangling and controlling attributes such as sentiment (Hu et al., 2017; Shen et al., 2017a) or formality (Ficler and Goldberg, 2017). In this thesis, we show that leveraging paired data structures enables us to disentangle the semantics and syntax in sentence representations and control the syntax of output sentences using a sentential exemplar.

Building Evaluation Tasks from Textual Resources (Chapter 6). We construct various text generation datasets from fan-contributed websites. The rich information provided on these websites allows these new datasets to have different focuses (e.g., long-form text rather than single sentence generation) and domains (e.g., television series rather than news) compared to prior work in the same task setting. We show that their unique characteristics lead to challenging research questions.

1.2 Contributions

In summary, this thesis makes the following contributions:

- By adequately designing self-supervision, we improve the quality of pre-trained language models and their abilities for cross-task generalization. In

Section 3.1, we replace the next sentence prediction loss with a novel sentence ordering prediction loss in language model pretraining and show that the change led to a series of state-of-the-art pretrained encoders. In Section 3.2, in contrast to previous work, which finetuned pretrained decoders on human-annotated datasets, we show that self-supervised tasks with proper designs could also lead to similar gains in the in-context few-shot learning setting, promoting models’ ability in cross-task generalization.

- We design model architectures and training objectives to exploit the rich structures in Wikipedia articles. In Section 4.1, we leverage hyperlinks as supervision for pretraining entity representations, leading to models that can encode arbitrary entities. In Section 4.2, we use article structures, such as section and document titles, to train sentence representations. Evaluation results on discourse-related tasks show that such training helped model performance. In Section 4.3, we extract training data from article category graphs and demonstrate that the extracted data improves model performance on textual entailment tasks. These results reveal the advantages of structure-aware model pretraining.
- We leverage the pair data structure in paraphrases and bilingual text to disentangle semantics and syntax in sentence representations, which allows us to learn interpretable and controllable neural models. In Section 5.1, we build the first neural models to disentangle semantics and syntax in sentence representations. The models use the fact that for a paraphrase pair, the semantics is shared, but syntax varies. In addition to semantic evaluation metrics, we propose evaluation metrics for syntactic representations, finding that the best performance for both metrics is achieved when there is maximal disentanglement between the two latent representations. In Section 5.2, we adapt this framework for controlled paraphrasing, where we seek to control the output text with a syntactic, sentential exemplar. To formally define this controlled generation task, we annotate evaluation sets and proposed evaluation metrics. In a later work, we extend this framework and task setting to machine translation (Chen et al., 2020b), showing the potential that this idea could generalize to arbitrary data with the pair data structure.
- We demonstrate that we can create challenging benchmark datasets for various long-form text generation tasks by tailoring fan-contributed textual resources.

We do so by defining new NLP tasks and studying these new tasks through extensive experiments. In Section 6.1, we generate arbitrary Wikipedia section text from various tabular data by casting the task as long-form data-to-text generation and creating a large-scale dataset. The task is challenging as models need to generate a coherent passage connecting all the entities in the tabular data, and the story also needs to fit the background knowledge in the tabular data. In Section 6.2, we summarize lengthy transcripts for TV shows. The task has several challenges: e.g., plot information is not stated explicitly but rather only implied in the dialogue and the need to draw information from a wide range of the input transcripts. As characters are fundamental to TV show plots, we also propose two character-centric evaluation metrics. In Section 6.3, we generate long-form stories from character descriptions and summaries. The task poses several challenges for story generation models, including lengthy inputs and outputs and consistency in character modeling.

BACKGROUND

In this chapter, we present background on self-supervised pretraining, naturally-occurring data structures, and variational models in the context of NLP.

2.1 Self-Supervised Language Pretraining

Self-supervised learning in NLP seeks to adapt plain text (without using extra information obtained via human annotations, e.g., labels, regardless of whether these annotations are naturally-occurring or not) for training models. Common training objectives in this area are word prediction based on nearby context, with language modeling being the dominant approach. The resulting models can either produce vector representations for words/sentences/documents or directly generate text. In practice, models typically “pretrain” on a massive amount of unlabeled textual data using the self-supervised learning objectives before being applied to downstream tasks.¹ As the models can transfer the knowledge learned during pretraining to downstream tasks and thus improve model performance, pretraining has gained increasing attention in recent years. Below we briefly review the advancement of this research area.

2.1.1 Related Work

Word Representations. Learning vector representations of words builds upon the distributional hypothesis (Harris, 1954): *You shall know a word by the company it keeps* (Firth, 1957). Based on this hypothesis, early methods attempt to learn a fixed set of vectors for word representations. Before the advent of neural models, researchers mostly used corpus-based cooccurrence statistics (Deerwester et al., 1990; Schütze, 1992; Brown et al., 1992; Lund and Burgess, 1996). These word vectors have been found to be helpful for intrinsic evaluation tasks (e.g., word similarities (Rubenstein and Goodenough, 1965; Miller and Charles, 1991) and analogies (Turney and

¹Researchers have also found that using the self-supervised learning objectives on downstream tasks helps model performance on these tasks (e.g., Howard and Ruder, 2018; Gururangan et al., 2020).

Littman, 2005; Turney, 2006)) and for various NLP applications as features (e.g., named entity recognition (Miller et al., 2004) and semantic role labeling (Erk, 2007)).

With neural models, most training objectives shifted towards word predictions based on a limited context window from the corpus-level statistical information (Bengio et al., 2003; Collobert and Weston, 2008; Collobert et al., 2011). At this point, the word representations are typically within 100 dimensions and learned from corpora of a few million word tokens. Word2vec (Mikolov et al., 2013a) shows that scaling the size of training corpus to billions of word tokens and enlarging the dimensionality of word representations at the same time improve the quality of word representations. Later, GloVe embedding (Pennington et al., 2014) combines the corpus-based methods and the context window methods. Fasttext (Bojanowski et al., 2017) replaces word types in Word2vec with character n-grams. While considerable research interests continue to evaluate these vectors on traditional word-level tasks (e.g., word similarities), they became increasingly popular in getting applied to downstream tasks. The common practice became to use pretrained word vectors to initialize the word embedding layer in neural models (e.g., long short-term memory network (Hochreiter and Schmidhuber, 1997)) with optional gradient updates on the embedding layer (Collobert and Weston, 2008; Turian et al., 2010, *inter alia*).

Sentence Representations. One drawback of pretrained word vectors is that it represents each word in isolation, leading to challenges in designing higher-level (i.e., sentences²) representations that capture compositionality among low-level (i.e., words) units. One way to obtain sentence representations is deriving them from word vectors. In particular, researchers have using tried parse trees (Socher et al., 2013) and simple pooling operations (e.g., averaging) (Iyyer et al., 2015; Shen et al., 2018a). The effectiveness of the latter approach raises concerns that the neural models on top of the word embedding layers do not encode meaningful compositional semantics of words.

Pretrained word representations also inspired a series of research on pretraining sentence encoders. In contrast to most work on word representations which can only represent seen words in training data, sentence representations are neural

²While there is work that studies phrases (e.g., two- (Mitchell and Lapata, 2010) and multiple-word (Mikolov et al., 2013b) phrases) and documents (e.g., vector space models in information retrieval (Salton, 1971; Salton et al., 1975)), we focus on sentences as it attracts the most attention in NLP.

models that encode any sentence into a fixed-length vector. In particular, Paragraph Vector (Le and Mikolov, 2014) averages or concatenates the words in input text and it is trained to predict next words. Skip-thought (Kiros et al., 2015) is a gated recurrent neural network (GRU; Cho et al., 2014; Chung et al., 2014) that is trained to predict the previous sentence and next sentence given the input one. Dai and Le (2015) use a LSTM-based sequence-to-sequence (Sutskever et al., 2014) autoencoder. FastSent (Hill et al., 2016) follows Skip-thought but simplifies the GRU encoder to be summing of the input word vectors. Sentence encoder pretraining also involves discriminative approaches, i.e., classifying input text into a small amount of categories. For example, Kenter et al. (2016) use averaged word embeddings and train their model to classify whether the two input sentence embeddings are from the adjacent sentences. Jernite et al. (2017) train a GRU encoder for predicting discourse-related classification objectives. Logeswaran and Lee (2018) also use a GRU encoder to predict the correct next sentence given a few candidate sentences.

Contextualized Word Representations. Most word representations have one-to-one correspondence between words and vectors, neglecting the fact that words have different senses depending on the context in which they are situated. This observation has led to research that extends word representations to a “contextualized” version (Kawakami and Dyer, 2015; Melamud et al., 2016; Peters et al., 2017; Tu et al., 2017a; McCann et al., 2017; Peters et al., 2018), where the outcomes of these methods are deep neural models that encode a word and its surrounding context. Later, the invention of Transformer architecture (Vaswani et al., 2017) led to a series of enormous pretrained models in this direction (Radford et al., 2018; Devlin et al., 2019; Liu et al., 2019; Conneau et al., 2020a), which was the drive behind recent breakthroughs in NLP. The training of these models generally involves recovering the words replaced by a special symbol, e.g., [MASK], in the input (also known as “masked word prediction” or “masked language modeling”) or bidirectional language modeling (i.e., have a separate forward and a backward language models at the same time). Other researchers have proposed alternative training objectives, such as training a discriminator to predict whether each token in a corrupted input was replaced by a sample from a generator model (Clark et al., 2020).

With the contextualized representations, approaches of applying them to downstream tasks have also shifted towards the “pretrain-then-finetune” paradigm from

the paradigm where pretrained parameters are often frozen during supervised training for downstream tasks (Howard and Ruder, 2018; Radford et al., 2018; Devlin et al., 2019). The new paradigm initializes the majority parameters of downstream models using pretrained contextualized representations and finetunes the entire neural models using training data for downstream tasks.

Similar to traditional word representations, researchers seek to build sentence representations from contextualized word representations using operations like pooling, e.g., (Reimers and Gurevych, 2019). On the other hand, the fact that contextualized word representations encode sentential context makes sentence and word representations barely distinguishable. For example, BERT (Devlin et al., 2019) has a special symbol [CLS] prepended to input sequences and treats the contextualized word representations of the [CLS] symbol as the sentence representation.

Another relevant research direction looks to convert pretrained language models into a sequence-to-sequence pretrained models for text generations. For example, Ramachandran et al. (2017) and Rothe et al. (2020) initialize the weights of the encoder and decoder in a sequence-to-sequence architecture using pretrained language models and then finetune the whole model on generation tasks.

Pretrained Generation Models. The vector representations for words and sentences described earlier are primarily used for discriminative tasks or as features for various downstream tasks. In contrast, in addition to the discriminative tasks, pretrained generation models look to train models that can generate text. In particular, GPT-2 (Radford et al., 2019) shows that unidirectional language modeling can solve several NLP tasks in a zero-shot and one-shot fashion by unifying different tasks into language modeling using prompts. GPT-3 (Brown et al., 2020) follows GPT-2 but uses larger models and shows impressive one-the-fly few-shot performance (also known as “in-context few-shot learning”) for a diverse set of tasks. XLM (CONNEAU and Lample, 2019) uses masked language modeling for both monolingual and crosslingual data. MASS (Song et al., 2019), BART (Lewis et al., 2020b), and mBART (Liu et al., 2020b) are sequence-to-sequence denoising autoencoders. T5 (Raffel et al., 2020a) and its multilingual counterpart mT5 (Xue et al., 2021) convert any NLP tasks into a text-to-text format. Pegasus (Zhang et al., 2020a) uses gap sentence generation for abstractive summarization. MARGE (Lewis et al., 2020a) uses a sequence-to-sequence framework and learns to reconstruct target text by retrieving

a set of related texts.

Benchmarks for Pretrained Models. Pretrained contextualized word representations and generative models, especially the ones built on the transformer architectures, have shown superhuman performance on various NLP benchmarks, such as GLUE (Wang et al., 2018a) and SuperGLUE (Wang et al., 2019), both of which evaluate natural language understanding capabilities. Apart from GLUE and SuperGLUE, there are many other benchmarks that have been proposed to test pretrained models. Particularly, Adi et al. (2017) use synthetic tasks, such as predicting sentence length, to measure the quality of sentence representations. SentEval (Conneau and Kiela, 2018) evaluates quality of sentence representations using several human-annotated datasets. decaNLP (McCann et al., 2018) tries to cover diverse tasks and metrics. Similar to decaNLP, GEM (Gehrmann et al., 2021) is a benchmark focusing on text generation. Dynabench (Kiela et al., 2021) uses human-and-model-in-the-loop for dataset creation. KILT (Petroni et al., 2021) evaluates models that condition on specific information in large textual resources. There are also benchmarks measuring the amount of biases in the pretrained models (Nangia et al., 2020; Nadeem et al., 2021).

2.1.2 Formal Preliminaries

We provide a brief description of Skip-thought, ELMo, and BERT necessary for the remainder of the thesis. We denote the input sequence by $x_{1:T}$ where T is the maximum sequence length.

Skip-Thought. Skip-thought uses GRU encoders to process the word sequence and uses the encoded representations to generate the previous and next sentences. The framework is inspired by the skip-gram formulation of the Word2Vec model. Formally, the training objective is

$$\begin{aligned} \text{Loss}_{\text{ST}} &= -\log p(y_{1:T_y} | x_{1:T}; \theta_y, \theta_x) - \log p_\phi(z_{1:T_z} | x_{1:T}; \theta_z, \theta_x) \\ &= -\sum_{t=1}^{T_y} \log p(y_t | x_{1:T}, y_{1:i < t}; \theta_y, \theta_x) - \sum_{t=1}^{T_z} \log p(z_t | x_{1:T}, z_{1:i < t}; \theta_z, \theta_x) \end{aligned} \quad (2.1)$$

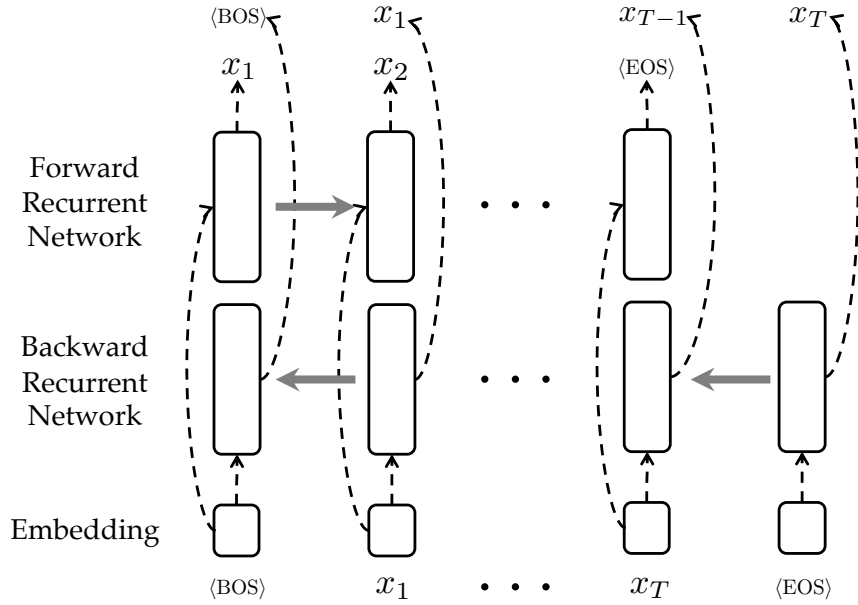


Figure 2.1: Diagram showing recurrent neural network based bidirectional language models. $x_{1:T}$ represents the input sequence. $\langle \text{BOS} \rangle$ and $\langle \text{EOS} \rangle$ are special symbols for the start-of-sequence and end-of-sequence tokens, respectively.

where $y_{1:T_y}$ and $z_{1:T_z}$ are the previous and next sentences of the input sequence respectively. θ_y and θ_z are the parameters for the GRU decoders used to handle the previous and next sentences respectively. θ_x is the parameters for the GRU encoder. Once trained, the encoded representation at position T is used as sentence representations.

ELMo. ELMo is an LSTM based bidirectional language model (BiLM). While details vary, LSTM-based BiLMs are typically formed by forward and backward language models, which are parameterized by different LSTMs and only share a limited number of parameters. An example of bidirectional language models is shown in Fig. 2.1 where the input word embeddings are shared between two recurrent neural networks. ELMo uses character embeddings. Formally, the training objective of ELMo is

$$\text{LOSS}_{\text{ELMo}} = - \sum_{t=1}^T (\log p(x_t | x_{i < t}; \overrightarrow{\theta}_{\text{LSTM}}) + \log p(x_t | x_{i > t}; \overleftarrow{\theta}_{\text{LSTM}})) \quad (2.2)$$

where $\overrightarrow{\theta}_{\text{LSTM}}$ and $\overleftarrow{\theta}_{\text{LSTM}}$ are parameters for the forward and backward language models respectively.

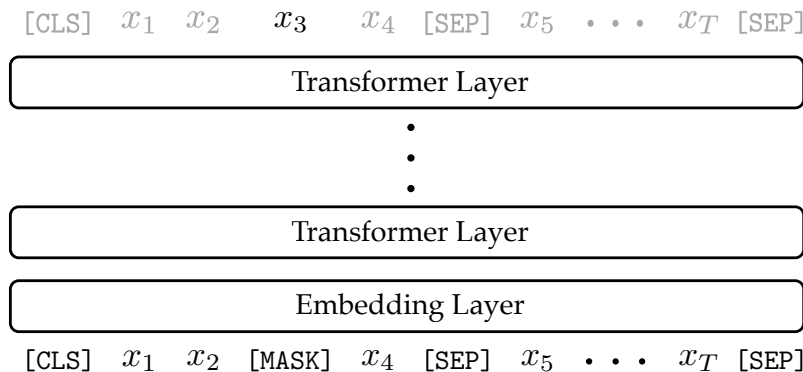


Figure 2.2: Diagram showing masked language modeling (MLM) with BERT. $x_{1:T}$ represents the input sequence. $[\text{MASK}]$ is the special symbol indicating the units that are masked out in the input sequence (typically the number of masked units can be up to 15% of the input sequence). $[\text{CLS}]$ and $[\text{SEP}]$ are two symbols used in next sentence prediction (NSP) task. We include the two symbols in this figure because MLM and NSP are used jointly during BERT training. In the shown case, models are required to predict x_3 . We grey out the output units that are not used when computing MLM losses.

BERT. BERT is a transformer encoder trained with two losses: masked language modeling (MLM) and next sentence prediction (NSP). For NSP, the input sequence is first split into two parts, one of which has a 50% chance of being replaced by a text segment sampled from another document. NSP is a binary classification task that asks models to predict whether the input sequence contains text segments from different documents or not. In practice, BERT uses byte-pair encodings (Sennrich et al., 2016). When formatting input sequences, BERT prepends a special symbol $[\text{CLS}]$ to the input and adds a special symbol to the end of the input. When trained with NSP, BERT concatenates the two input segments using a $[\text{SEP}]$. To differentiate the two text segments, BERT also adds segment embeddings to input word embeddings. BERT uses the vector representation of $[\text{CLS}]$ to make next sentence predictions with the goal of encouraging models to encode sentential information into the $[\text{CLS}]$ representation. Formally, the NSP training objective is

$$\text{Loss}_{\text{NSP}} = -\log p(y | [\text{CLS}], x_1, x_2, \dots, [\text{SEP}], \dots, x_T; \theta_{\text{BERT}}, \theta_{\text{NSP}}) \quad (2.3)$$

where y is the ground-truth label. $\theta_{\text{MLM}}, \theta_{\text{NSP}}$ represent parameters of BERT and its classifier for NSP, respectively.

Rather than processing input sequences monotonically like recurrent neural net-

works, transformer architectures allow BERT to attend to left and right context simultaneously for each position in the input sequence. MLM takes advantage of this feature by a cloze-style formulation that randomly replaces input units with a special [MASK] symbol and asks models to predict the masked units (see Fig. 2.2 for an example). Formally, the MLM training objective is

$$\text{Loss}_{\text{MLM}} = - \sum_{x_k \in \mathcal{X}} \log p(x_k | \text{mask}([\text{CLS}], x_1, x_2, \dots, [\text{SEP}], \dots, x_T); \theta_{\text{BERT}}, \theta_{\text{MLM}}) \quad (2.4)$$

where \mathcal{X} is a set of units that are masked out in the input sequence and $\text{mask}(\cdot)$ is a function that returns a masked sequence given an input sequence. θ_{MLM} represents parameters of the classifier for MLM. In practice, BERT primarily uses parameters of its embedding matrix for θ_{MLM} .

The final training loss for BERT is

$$\text{Loss}_{\text{BERT}} = \text{Loss}_{\text{MLM}} + \text{Loss}_{\text{NSP}} \quad (2.5)$$

2.2 Naturally-Occurring Data Structures

There are rich structures in textual data beyond plain text: e.g., conversational structures in internet forums and document structures in an online encyclopedia. These structures naturally emerge in people’s daily lives and possess knowledge that is unlikely to be captured by strings of words and has the potential to transfer to various downstream tasks. Leveraging such structures has a long history in a range of NLP tasks. A thorough review of these works is beyond the scope of the thesis. Below we seek to cover resources relevant to the remainder of the thesis (Section 2.2.1) and a few other resources that have attracted increasing attention in recent years (Section 2.2.2).

2.2.1 Related Work

Bilingual Text (Bitext). Bitext is comprised of parallel corpora. Recent large-scale datasets are mostly mined from the web (Resnik, 1999; Resnik and Smith, 2003). One

popular data resource is official documents on government websites: e.g., the European Parliament (Koehn, 2005) and the United Nations (Rafalovitch and Dale, 2009; Eisele and Chen, 2010; Chen and Eisele, 2012; Ziemski et al., 2016). Other resources involve parallel multilingual subtitles for movies and television series (Lison and Tiedemann, 2016) and transcripts for TED talks (Qi et al., 2018). Smith et al. (2013) and El-Kishky et al. (2020) exploit URLs in the Common Crawl corpus³ to identify parallel text pairs. There have also been attempts to automatically extract parallel sentences from the content of multilingual Wikipedia articles (Smith et al., 2010; Schwenk et al., 2021). Others have created datasets by mixing various data resources (Tiedemann, 2012; Bojar et al., 2016).

Bitext itself is a crucial training resource for machine translation systems (Brown et al., 1990; Brants et al., 2007; Wu et al., 2016). Outside of machine translation, bitext has been used for learning traditional word representations (Wang et al., 1996; Och, 1999; Faruqui and Dyer, 2014; Lu et al., 2015), contextualized word representations (Kawakami and Dyer, 2015; McCann et al., 2017), sentence representations (Hill et al., 2016; Espana-Bonet et al., 2017; Grégoire and Langlais, 2018; Guo et al., 2018; Wieting et al., 2019) and paraphrase generation models (Barzilay and McKeown, 2001; Bannard and Callison-Burch, 2005; Mallinson et al., 2017; Wieting and Gimpel, 2018; Hu et al., 2019).

Wikipedia. Wikipedia is comprised of documents with rich metadata, which can be used as naturally-occurring supervision for a variety of NLP tasks. One example is hyperlinks, which have been used for parsing (Spitkovsky et al., 2010; Søgaard, 2017; Shi et al., 2021a), named entity recognition (Kazama and Torisawa, 2007; Nothman et al., 2008; Richman and Schone, 2008; Ghaddar and Langlais, 2017), entity disambiguation and linking (Bunescu and Paşca, 2006; Cucerzan, 2007; Mihalcea, 2007; Mihalcea and Csomai, 2007; Milne and Witten, 2008; Hoffart et al., 2011; Le and Titov, 2019), coreference resolution (Rahman and Ng, 2011; Singh et al., 2012a; Zheng et al., 2013; Eirew et al., 2021), and generating Wikipedia articles (Liu* et al., 2018).

Wikipedia document categories have been used for text classification (Gantner and Schmidt-Thieme, 2009; Chu et al., 2021b,c), semantic parsing (Choi et al., 2015),

³The Common Crawl corpus is a freely-available crawl of the web.

and word similarities (Strube and Ponzetto, 2006). Besides particular tasks, there is work that attempts to study the Wikipedia categories from a non-empirical perspective. Zesch and Gurevych (2007) analyze the differences between the graphs from WordNet (Fellbaum, 1998) and the ones from Wikipedia categories. Ponzetto and Strube (2007) and Nastase and Strube (2008) extract knowledge of entities from the Wikipedia category graphs using predefined rules. Nastase et al. (2010) build a dataset based on Wikipedia article or category titles as well as the relations between categories and pages.

Wikipedia edit histories have been used for sentence compression (Yamangil and Nelken, 2008; Yatskar et al., 2010), writing assistants (Zesch, 2012; Cahill et al., 2013; Grundkiewicz and Junczys-Dowmunt, 2014; Boyd, 2018), paraphrasing (Max and Wisniewski, 2010), splitting and rephrasing (Botha et al., 2018), studying atomic edits (Faruqui et al., 2018), and modeling editors' behaviors (Jaidka et al., 2021).

Additionally, by aligning sentences in Wikipedia to those in simple Wikipedia, Wikipedia has been used for text simplification (Zhu et al., 2010) and learning sentence representations (Wieting and Gimpel, 2017). Through pairing Wikipedia with structured information (e.g., knowledge bases, such as Wikidata (Vrandečić and Krötzsch, 2014) and WordNet, or infoboxes on Wikipedia pages), researchers have created datasets for question answering (Hewlett et al., 2016), constructing knowledge graphs (Suchanek et al., 2007; Hoffart et al., 2013; Safavi and Koutra, 2020; Wang et al., 2021c), table parsing (Herzig et al., 2020; Yin et al., 2020a), and data-to-text generation (Lebret et al., 2016; Bao et al., 2018a; Jin et al., 2020b; Agarwal et al., 2021; Wang et al., 2021a).

Fandom. Fandom has rich information for individual wiki items (e.g., episodes for television series). Similar to Wikipedia, wiki items on Fandom have consistent article structures and comprehensive information contributed by fans. However, unlike Wikipedia, it hosts wikis mainly on entertainment. Due to these characteristics, Fandom has been used for text summarization (Yu et al., 2016), dialogue summarization (Rameshkumar and Bailey, 2020), paraphrase extraction (Regneri and Wang, 2012), constructing sensorial lexicon (Tekiroğlu et al., 2014), question answering (Maqsud et al., 2014), character description summarization (Shi et al., 2021b), entity linking (Logeswaran et al., 2019), and knowledge graph construction (Chu et al., 2021a).

2.2.2 Additional Related Work

Researchers build text classification datasets from movie reviews and news articles (Maas et al., 2011; Zhang et al., 2015). Lan et al. (2017) create a paraphrase dataset by linking tweets through shared URLs. Völske et al. (2017) create a summarization dataset by taking advantage of the common practice of appending a “TL;DR” to long posts. Fan et al. (2018b) build a story generation dataset using the subreddit `r/WritingPrompt`. Khodak et al. (2018) create a dataset for sarcasm detection by leveraging the fact that reddit users tend to add the marker “/s” to the end of sarcastic statements. Yang et al. (2018) learn sentence embeddings from Reddit using its conversational structures. Joshi et al. (2017) construct question-answer pairs from 14 trivia and quiz-league websites. Fan et al. (2019a) build a question answering dataset with long-form answers using the subreddit `r/explainlikeimfive`. Chakrabarty et al. (2019) mine the acronyms IMO/IMHO (in my (humble) opinion) for claim detection. Zhang et al. (2020b) train a GPT-like model on conversations from Reddit for dialogue generation. Iyer et al. (2018) and Agashe et al. (2019) use GitHub to construct datasets for code generation. Other researchers have adapted Stack Overflow for question answering (Dhingra et al., 2017), question clarification (Rao and Daumé III, 2018), semantic parsing (Ye et al., 2020), and source code summarization (Iyer et al., 2016) datasets. In addition to the material presented in this thesis, I have also contributed a dataset for ill-formed question rewriting based on Stack Exchange question edit histories (Chu et al., 2020).

2.3 Sentence Variational Autoencoder

Variational autoencoders are models that combine latent-variable modeling and neural networks. As a type of variational autoencoders, sentence variational autoencoders (SVAEs) seek to model a sentence through latent variables. The use of latent variables allows for design choices that reflect certain aspects of a sentence: e.g., sentiment and formality, leading to controllable and interpretable neural architectures. Below we briefly review the related work.

2.3.1 Related Work

SVAEs with a single latent variable often assumes that the latent variable follows Gaussian distributions, where researchers primarily focus on improving the SVAEs capabilities in language modeling (as measured by perplexities) and generating from interpolated samples from latent distributions (Bowman et al., 2016). Relevant work studies the effect of different latent distributions, including von Mises-Fisher distributions (Xu and Durrett, 2018), Gaussian mixtures (Ding and Gimpel, 2021), Gumbel-softmax distributions (Zhou and Neubig, 2017), discrete variables (Wiseman et al., 2018; Deng et al., 2018; Ziegler and Rush, 2019; Stratos and Wiseman, 2020; Jin et al., 2020a), piecewise constant distributions (Serban et al., 2017), sample-based (Fang et al., 2019) and flow-based distributions (Ma et al., 2019; Setiawan et al., 2020; Ding and Gimpel, 2021).

Apart from language modeling, researchers have used SVAEs for machine translations (Zhang et al., 2016; Schulz et al., 2018; Eikema and Aziz, 2019; Ma et al., 2019; Calixto et al., 2019; Setiawan et al., 2020), relation extraction (Marcheggiani and Titov, 2016), dependency parsing (Corro and Titov, 2019), word representations (Rios et al., 2018), dialogue generation (Shen et al., 2017b; Bahuleyan et al., 2018; Shen et al., 2018b), text classification (Ding and Gimpel, 2019; Gururangan et al., 2019; Jin et al., 2020a), and question generation (Bahuleyan et al., 2018). Increasing attention has also been devoted to interpretable representation learning (Bastings et al., 2019; Zhou et al., 2020; Goyal et al., 2020; Cheng et al., 2020; Mercatali and Freitas, 2021; Vishnubhotla et al., 2021) and controllable generation (e.g., controlling sentiment (Hu et al., 2017; Shen et al., 2017a) or formality (Ficler and Goldberg, 2017)).

2.3.2 Formal Preliminaries

Below we derive the training objectives for sentence variational autoencoders using Gaussian and vMF distributions. These materials will be used in Section 5.1 and Section 5.2.

Variational Autoencoders. We review variational autoencoders by describing an SVAE for an input sentence $x_{1:T}$. When using an SVAE, we assume a generative

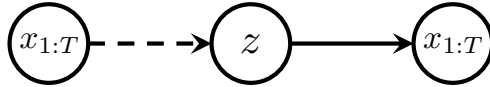


Figure 2.3: Graphical model of a sentence variational autoencoder. Dashed lines indicate inference model. Solid lines indicate generative model.

model that generates an input using a latent variable z , typically assumed to follow a multivariate Gaussian distribution (as shown in Fig. 2.3). We seek to maximize the marginal likelihood of inputs $x_{1:T}$ when marginalizing out the latent variable z . Since this is typically intractable, especially when using continuous latent variables, we instead maximize a lower bound on the marginal log-likelihood (Kingma and Welling, 2014):

$$\begin{aligned}
 \log p_{\theta}(x_{1:T}) &\geq \mathbb{E}_{z \sim q_{\phi}(\cdot | x_{1:T})} \left[\log p_{\theta}(x_{1:T} | z) - \log \frac{q_{\phi}(z | x_{1:T})}{p_{\theta}(z)} \right] \\
 &= \underbrace{\mathbb{E}_{z \sim q_{\phi}(\cdot | x_{1:T})} [\log p_{\theta}(x_{1:T} | z)]}_{\text{Reconstruction Loss}} - \underbrace{KL(q_{\phi}(z | x_{1:T}) \| p_{\theta}(z))}_{\text{KL divergence}}
 \end{aligned} \tag{2.6}$$

where KL divergence is a distance measure between two probability distributions (Kullback and Leibler, 1951) and we have introduced the variational posterior q parametrized by new parameters ϕ . q is referred to as an “inference model” as it encodes an input into the latent space. We also have the generative model probabilities p parametrized by θ . The parameters are trained in a way that reflects a classical autoencoder framework: encode the input into a latent space, decode the latent space to reconstruct the input. These models are therefore referred to as “variational autoencoders”.

The lower bound (also known as the evidence lower bound (ELBO)) consists of two terms: reconstruction loss and KL divergence. The KL divergence term provides a regularizing effect during learning by ensuring that the learned posterior remains close to the prior over the latent variables.

von Mises-Fisher Distribution. von Mises-Fisher (vMF) distribution can be regarded as a Gaussian distribution on a hypersphere with two parameters: μ and κ . $\mu \in \mathbb{R}^m$ is a normalized vector (i.e. $\|\mu\|_2 = 1$) defining the mean direction. $\kappa \in \mathbb{R}_{\geq 0}$ is often referred to as a concentration parameter analogous to the variance in a Gaussian distribution. vMF has been used for modeling similarity between two

sentences (Guu et al., 2018), which is particularly suited to our purposes, since we will evaluate our semantic representations in the context of modeling paraphrases (See Section 5.1 and Section 5.2 for more details).

When assuming $q_\phi(y|x)$ follows $\text{vMF}(\mu_\alpha(x), \kappa_\alpha(x))$ and the prior $p_\theta(y)$ follows the uniform distribution $\text{vMF}(\cdot, 0)$, the $KL(q_\phi(y|x)||p_\theta(y))$ appearing in the ELBO can be computed in closed-form:

$$\begin{aligned} & \kappa_\alpha \frac{\mathcal{I}_{m/2}(\kappa_\alpha)}{\mathcal{I}_{m/2-1}(\kappa_\alpha)} + (m/2 - 1) \log \kappa_\alpha - (m/2) \log(2\pi) - \\ & \log \mathcal{I}_{m/2-1}(\kappa_\alpha) + \frac{m}{2} \log \pi + \log 2 - \log \Gamma\left(\frac{m}{2}\right) \end{aligned} \tag{2.7}$$

where \mathcal{I}_v is the modified Bessel function of the first kind at order v and $\Gamma(\cdot)$ is the Gamma function. In Chapter 5, we follow Davidson et al. (2018) and use an acceptance-rejection scheme to sample from vMF .

Gaussian Distribution. We assume $q_\phi(z|x)$ follows a Gaussian distribution $\mathcal{N}(\mu_\beta(x), \text{diag}(\sigma_\beta(x)))$ and that the prior $p_\theta(z)$ is $\mathcal{N}(0, I_d)$, where I_d is an $d \times d$ identity matrix. Since we only consider a diagonal covariance matrix, the KL divergence term $KL(q_\phi(z|x)||p_\theta(z))$ in Eq. (2.6) can be computed efficiently:

$$\frac{1}{2} \left(- \sum_i \log \sigma_{\beta i} + \sum_i \sigma_{\beta i} + \sum_i \mu_{\beta i}^2 - d \right) \tag{2.8}$$

2.4 Summary

In this chapter, we describe the background materials needed for the remainder of this thesis. In Chapter 3, we present our contributions to improving self-supervised training objectives for language model pretraining. The new training objectives help enhance the quality of general language representations and model performance on few-shot learning. Chapter 4 presents our contributions to exploit naturally-occurring data structures on Wikipedia for entity and sentence representations and textual entailment. Chapter 5 presents our contributions on leveraging freely-available parallel corpora for disentangling semantic and syntactic representations. Then we apply the technique to controlling the syntax of generated sentences using

a sentential exemplar. Chapter 6 presents our contributed datasets for data-to-text generation, abstractive summarization, and story generation. They are tailored from naturally-occurring textual resources and have unique challenges in their respective task settings.

IMPROVING SELF-SUPERVISION FOR LANGUAGE PRETRAINING

This chapter describes our contributions to improving self-supervised training objectives for language model pretraining. Prior work has found that the next sentence prediction loss used for pretraining is ineffective in improving downstream task performance (Yang et al., 2019; Liu et al., 2019). In Section 3.1, we propose to replace it with the sentence ordering prediction loss and show the improved model leads to state-of-the-art performance.

Recent work has discovered that pretrained language models are capable of performing in-context few-shot learning (Brown et al., 2020) and the performance can be improved by finetuning the models on human-annotated datasets (Mishra et al., 2021; Ye et al., 2021; Wei et al., 2022). Section 3.2 shows that pretraining the models on self-supervised tasks can also lead to improved performance on downstream tasks.

The material in this chapter is adapted from Lan et al. (2020) and Chen et al. (2022b).

3.1 Improving Language Representation Learning via Sentence Ordering Prediction

3.1.1 Introduction

Pretraining of large transformers has led to a series of breakthroughs in language representation learning (Radford et al., 2018; Devlin et al., 2019). Many nontrivial NLP tasks, including those that have limited training data, have greatly benefited from these pretrained models. Given the importance of model sizes, we ask: Is having better NLP models as easy as having larger models?

We observe that simply growing the hidden size of a model such as BERT-large (Devlin et al., 2019) can lead to worse performance. Table 3.1 shows an example

Model	Hidden Size	Parameters	Accuracy
BERT-large	1024	334M	72.0%
<i>Our implementations</i>			
BERT-large	1024	334M	73.9%
BERT-xlarge	2048	1270M	54.3%

Table 3.1: Model performance on RACE (Lai et al., 2017), a reading comprehension dataset. Increasing the hidden size of BERT-large leads to worse performance.

where we increase the hidden size of BERT-large to be 2 times larger but do not obtain better results.

In this paper, we address this problem by designing A Lite BERT (ALBERT) architecture that has significantly fewer parameters than a traditional BERT architecture.

ALBERT incorporates two parameter reduction techniques: embedding matrix factorization (Grave et al., 2017; Baevski and Auli, 2019) and cross-layer parameter sharing (Dehghani et al., 2019). To further improve the performance of ALBERT, we also introduce a self-supervised loss for sentence ordering prediction (SOP). SOP primarily focuses on inter-sentence coherence and is designed to address the ineffectiveness (Yang et al., 2019; Liu et al., 2019) of the NSP loss proposed in the original BERT paper.

As a result of these design choices, we are able to scale up to much larger ALBERT configurations that still have fewer parameters than BERT-large but achieve significantly better performance. We also establish new state-of-the-art results on several popular NLP benchmarks.

3.1.2 Related Work

ALBERT uses a pretraining loss based on predicting the ordering of two consecutive segments of text. Several researchers have experimented with pretraining objectives that similarly relate to discourse coherence. Coherence and cohesion in discourse have been widely studied and many phenomena have been identified that connect neighboring text segments (Hobbs, 1979; Halliday and Hasan, 1976; Grosz et al., 1995a). Most objectives found effective in practice are quite simple. Skip-

thought (Kiros et al., 2015) and FastSent (Hill et al., 2016) sentence embeddings are learned by using an encoding of a sentence to predict words in neighboring sentences. Other objectives for sentence embedding learning include predicting future sentences rather than only neighbors (Gan et al., 2017) and predicting explicit discourse markers (Jernite et al., 2017; Nie et al., 2019).

Our loss is most similar to the sentence ordering objective of Jernite et al. (2017), where sentence embeddings are learned in order to determine the ordering of two consecutive sentences. Unlike most of the above work, however, our loss is defined on textual segments rather than sentences. BERT uses a loss based on predicting whether the second segment in a pair has been swapped with a segment from another document. We compare to this loss in our experiments and find that sentence ordering is a more challenging pretraining task and more useful for certain downstream tasks.

Concurrently to this work, Wang et al. (2020) also try to predict the order of two consecutive segments of text, but they combine it with the original next sentence prediction in a three-way classification task rather than empirically comparing the two.

3.1.3 Method

The backbone of the ALBERT architecture is similar to BERT in that it uses a transformer encoder (Vaswani et al., 2017) with GELU nonlinearities (Hendrycks and Gimpel, 2016). We follow the BERT notation conventions and denote the vocabulary embedding size as E , the number of encoder layers as L , and the hidden size as H . Following Devlin et al. (2019), we set the feed-forward/filter size to be $4H$ and the number of attention heads to be $H/64$.

Sentence Ordering Prediction. BERT is trained jointly by MLM and NSP. NSP is a binary classification task for predicting whether two segments appear consecutively in the original text. Positive examples are created by taking consecutive segments from the training corpus. Negative examples are created by pairing segments from different documents. Positive and negative examples are sampled with equal probability. Later studies (Yang et al., 2019; Liu et al., 2019) show that NSP has little impact

on improving downstream task performance.

We conjecture that the main reason behind NSP’s ineffectiveness is its lack of difficulty as a task, as compared to MLM. As formulated, NSP conflates topic prediction and coherence prediction.¹ However, topic prediction is easier to learn compared to coherence prediction.

We argue that inter-sentence modeling is an important aspect of language understanding. Therefore we propose a loss based primarily on coherence. That is, for ALBERT, we use a sentence ordering prediction (SOP) loss, which avoids topic prediction and instead focuses on modeling inter-sentence coherence. The SOP constructs positive examples the same as BERT (two consecutive segments from the same document) and negative examples using the same two consecutive segments but with their order swapped. This forces the model to learn finer-grained distinctions about discourse-level coherence properties.

3.1.4 Experiments

Pretraining Setup. To make our comparison to other models as meaningful as possible, we follow the setup used in pretraining BERT — we use the BOOKCORPUS (Zhu et al., 2015) and English Wikipedia for pretraining baseline models. These two corpora consist of around 16GB of uncompressed text. We format our inputs as [CLS] x_1 [SEP] x_2 [SEP] where x_1 and x_2 are two text segments. We always limit the maximum input length to 512, and randomly generate input sequences shorter than 512 with a probability of 10%. Like BERT, we use a vocabulary size of 30,000, tokenized using SentencePiece (Kudo and Richardson, 2018) as in XLNet (Yang et al., 2019).

We generate masked inputs for the MLM targets using n -gram masking (Joshi et al., 2020b), with the length of each n -gram mask selected randomly. The probability for the length n is given by

$$p(n) = \frac{1/n}{\sum_{k=1}^N 1/k}$$

¹Since a negative example is constructed using material from a different document, the negative-example segment is misaligned both from a topic and from a coherence perspective.

We set the maximum length of n -gram (i.e., n) to be 3 (i.e., the MLM target can consist of up to a 3-gram of complete words, such as “White House correspondents”).

All the model updates use a batch size of 4096 and a LAMB optimizer with learning rate 0.00176 (You et al., 2020). We train all models for 125,000 steps unless otherwise specified. Training was done on Cloud TPU V3. The number of TPUs used for training ranged from 64 to 1024, depending on model sizes. Code and pretrained models are available at <https://github.com/google-research/albert>.

Evaluation Benchmarks. Following Yang et al. (2019) and Liu et al. (2019), we evaluate our models on three popular benchmarks: GLUE benchmark (Wang et al., 2018a), two versions of the SQuAD Dataset Rajpurkar et al. (2016, 2018), and the RACE dataset (Lai et al., 2017). For completeness, we provide description of these benchmarks in Appendix A.2. As in Liu et al. (2019), we perform early stopping on the development sets, on which we report all comparisons except for our final comparisons based on the task leaderboards, for which we also report test set results. For GLUE datasets, we report medians over five runs.

Comparing SOP to NSP. We compare head-to-head three experimental conditions for the additional inter-sentence loss: none (XLNet- and RoBERTa-style), NSP (BERT-style), and SOP (ALBERT-style), using an ALBERT-base configuration. Results are shown in Table Table 3.2, both over intrinsic and downstream tasks.

	Intrinsic Tasks			Downstream Tasks					
	MLM	NSP	SOP	SQuAD1.1	SQuAD2.0	MNLI	SST-2	RACE	Avg.
None	54.9	52.4	53.3	88.6/81.5	78.1/75.3	81.5	89.9	61.7	79.0
NSP	54.5	90.5	52.0	88.4/81.5	77.2/74.6	81.6	91.1	62.3	79.2
SOP	54.0	78.9	86.5	89.3/82.3	80.0/77.1	82.0	90.3	64.0	80.1

Table 3.2: The effect of using next sentence prediction (NSP) vs. sentence ordering prediction (SOP) on intrinsic and downstream tasks. We boldface the best results in each column. MLM=masked language modeling.

The results on the intrinsic tasks reveal that the NSP loss brings no discriminative power to the SOP task (52.0% accuracy, similar to the random-guess performance for the “None” condition). This allows us to conclude that NSP ends up modeling only topic shift. In contrast, the SOP loss does solve the NSP task relatively well (78.9% ac-

Models	MNLI	QNLI	QQP	RTE	SST	MRPC	CoLA	STS	WNLI	Avg
<i>Single-task single models on dev</i>										
BERT-large	86.6	92.3	91.3	70.4	93.2	88.0	60.6	90.0	-	-
XLNet-large	89.8	93.9	91.8	83.8	95.6	89.2	63.6	91.8	-	-
RoBERTa-large	90.2	94.7	92.2	86.6	96.4	90.9	68.0	92.4	-	-
ALBERT (1M)	90.4	95.2	92.0	88.1	96.8	90.2	68.7	92.7	-	-
ALBERT (1.5M)	90.8	95.3	92.2	89.2	96.9	90.9	71.4	93.0	-	-
<i>Ensembles on test (from leaderboard as of Sept. 16, 2019)</i>										
XLNet	90.2	98.6	90.3	86.3	96.8	93.0	67.8	91.6	90.4	88.4
RoBERTa	90.8	98.9	90.2	88.2	96.7	92.3	67.8	92.2	89.0	88.5
Adv-RoBERTa	91.1	98.8	90.3	88.7	96.8	93.1	68.0	92.4	89.0	88.8
ALBERT	91.3	99.2	90.5	89.2	97.1	93.4	69.1	92.5	91.8	89.4

Table 3.3: GLUE benchmark results. For single-task single-model results, we report ALBERT at 1M steps (comparable to RoBERTa) and 1.5M steps. The ALBERT ensemble use model checkpoints trained with 1M, 1.5M, and other numbers of steps.

Models	SQuAD1.1 dev	SQuAD2.0 test	RACE test (Middle/High)
<i>Single model (from leaderboard as of Sept. 23, 2019)</i>			
BERT-large	90.9/84.1	89.1/86.3	72.0 (76.6/70.1)
XLNet	94.5/89.0	89.1/86.3	81.8 (85.5/80.2)
RoBERTa	94.6/88.9	89.8/86.8	83.2 (86.5/81.3)
UPM	-	89.9/87.2	-
XLNet + SG-Net Verifier++	-	90.1/87.2	-
ALBERT (1M)	94.8/89.2	-	86.0 (88.2/85.1)
ALBERT (1.5M)	94.8/89.3	90.9/88.1	86.5 (89.0/85.5)
<i>Ensembles (from leaderboard as of Sept. 23, 2019)</i>			
BERT-large	92.2/86.2	-	-
XLNet + SG-Net Verifier	-	90.7/88.2	-
UPM	-	90.7/88.2	-
XLNet + DAAF + Verifier	-	90.9/88.6	-
DCMN+	-	-	84.1 (88.5/82.3)
ALBERT	95.5/90.1	92.2/89.7	89.4 (91.2/88.6)

Table 3.4: Results for SQuAD and RACE.

curacy), and the SOP task even better (86.5% accuracy). Even more importantly, the SOP loss appears to consistently improve downstream task performance for multi-sentence encoding tasks (around +1% for SQuAD1.1, +2% for SQuAD2.0, +1.7% for RACE), for an average score improvement of around +1%.

Comparing ALBERT to State-of-the-Art Models. The results we report in Table 3.3 and Table 3.4 use the additional data described in Liu et al. (2019) and Yang et al. (2019). These two tables show that ALBERT achieves state-of-the-art results under

two settings: single-model and ensembles.

When ensembling models, for GLUE benchmark and RACE, we average the model predictions for the ensemble models, where the candidates are fine-tuned from different training steps using the 12-layer and 24-layer architectures. For SQuAD, we average the prediction scores for those spans that have multiple probabilities; we also average the scores of the “unanswerable” decision.

Both single-model and ensemble results indicate that ALBERT improves the state-of-the-art significantly for all three benchmarks. For RACE, our single model achieves an accuracy of 86.5%, which is still 2.4% better than the current state-of-the-art ensemble model.

3.2 Improving In-Context Few-Shot Learning via Self-Supervised Training

3.2.1 Introduction

In-context few-shot learning seeks to solve unseen tasks at inference time by conditioning on a few training examples. In particular, in this case we are interested in methods that forgo any weight updates (Brown et al., 2020). Prior work has been focused on improving inference time algorithms (e.g., rescoring generated outputs (Zhao et al., 2021), selecting (Liu et al., 2021) and ordering (Lu et al., 2021) the given few-shot examples) and incorporating extra resources (e.g., finetuning models on human-annotated datasets (Mishra et al., 2021; Ye et al., 2021; Wei et al., 2022)).

We hypothesise that a different way to improve in-context few-shot learning is through designing self-supervised objectives that more closely resemble the format of tasks that the model will be asked to perform. To do so, we cast the self-supervised training as an intermediate training stage between language model pretraining and downstream few-shot evaluation. In particular, we construct training datasets based on the self-supervised objectives following similar formats used in the downstream tasks, finetune pretrained language model checkpoints on the training datasets, and then evaluate the models on benchmarks.

In experiments, we consider four self-supervised objectives, including masked word prediction and classification tasks related to next sentence prediction (Devlin et al., 2019). We evaluate models on two benchmarks (13 tasks in total): SuperGLUE (Wang et al., 2019) and Natural-Instructions (Mishra et al., 2021). SuperGLUE focuses on discriminative tasks, and Natural-Instructions is a set of generative tasks.

Empirically, we experiment with pretrained language models of two sizes: 125 million parameters and 1.3 billion parameters. We show that in our best setting, the 1.3 billion parameters model trained by the self-supervision performs better than the initial pretrained language models and two strong baselines on average.

Further analysis reveals that (1) the effectiveness of the self-supervision depends on the amount of training data, but the benefit of adding more data is diminishing; (2) the improvements brought by the self-supervision are in part due to the semantic similarity between the training and evaluation tasks; (3) adding more self-supervised objectives may not help model performance because adding them does not contribute to the diversity of the self-supervised tasks; (4) choosing similar task templates for both self-supervised and downstream tasks plays a vital role in improving model performance; (5) self-supervised tasks and human-annotated datasets are complementary; (6) generation examples show that compared to the initial pretrained language models, self-supervised-trained models are better at following the task instructions.

3.2.2 Related Work

In-Context Few-Shot Learning. Brown et al. (2020) discover that large pretrained language models can solve unseen tasks at inference time. Recent work has improved the in-context few-shot performance by rescoring generated outputs (Zhao et al., 2021), selecting (Liu et al., 2021) and ordering (Lu et al., 2021) the given few-shot examples. Other work studies pretrained language models’ cross-task generalization abilities for in-context few-shot or zero-shot learning using human-annotated datasets (Ye et al., 2021; Wei et al., 2022; Sanh et al., 2022; Min et al., 2021; Xu et al., 2022) via instructions (Weller et al., 2020; Efrat and Levy, 2020; Mishra et al., 2021; Ouyang et al., 2022) and retrieved examples (Hu et al., 2022; Lin et al., 2022). Our work differs in that we focus on self-supervised training.

Finetuning for Few-Shot Learning. Pretrained language models for few-shot learning typically follows the “pretrain then finetune” paradigm (Howard and Ruder, 2018; Radford et al., 2018; Devlin et al., 2019, *inter alia*), where recent work has focused on designing templates for few-shot finetuning (Reynolds and McDonell, 2021; Schick and Schütze, 2021a,c,b; Le Scao and Rush, 2021; Tam et al., 2021; Gao et al., 2021; Sorensen et al., 2022), and optimizing soft prompts (Li and Liang, 2021; Qin and Eisner, 2021; Lester et al., 2021; Gu et al., 2021; Zhang et al., 2022). Other work focuses on unifying task formats to maximize the benefits of human annotations, including question answering (Zhong et al., 2021b), textual entailment (Yin et al., 2019, 2020b; Wang et al., 2021b), and many other tasks (McCann et al., 2018; Keskar et al., 2019; Raffel et al., 2020b; Bragg et al., 2021). In contrast, our focus is on in-context few-shot learning, without finetuning models on downstream task examples.

Pretraining for Few-Shot Learning. Several papers have adapted various resources for pretraining models to enhance their performances on few-shot learning, such as pretraining on hypertext (Aghajanyan et al., 2021b), question-infused pretraining (Jia et al., 2021), and self-training (Du et al., 2021; Vu et al., 2021; Wang et al., 2021d). Pretraining approaches have targeted specific tasks, such as task-oriented dialog (Mi et al., 2021), intent detection (Zhang et al., 2021), and data-to-text generation (Chen et al., 2020e). Our work differs as we use plain text as opposed to (naturally-occurring) human-annotated resources. Relatedly, Bansal et al. (2020) used self-supervised meta-learning for few-shot text classification rather than in-context few-shot learning.

Intermediate Finetuning. Since our approach involves an extra training stage between pretraining and downstream evaluation, it is also related to prior work that uses multi-stage finetuning on human-annotated datasets for generic tasks (Phang et al., 2018; Pruksachatkun et al., 2020; Chang and Lu, 2021; Aghajanyan et al., 2021a; Poth et al., 2021) and text classification (Zhang and Zhang, 2021). Relevant work also studies intermediate finetuning using crosslingual supervision (Phang et al., 2020; Moghe et al., 2021). Rubino and Sumita (2020) use an intermediate self-supervised training stage for machine translation quality estimation.

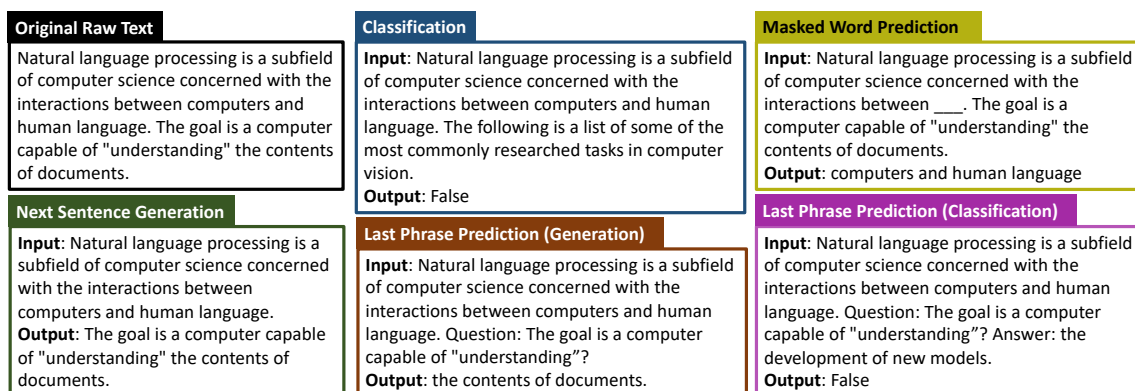


Figure 3.1: Examples of our self-supervised training tasks. Each example is an input-output pair constructed from the raw text.

Input: Natural language processing is ... <newline> Output: ... the contents of documents. <newline> Input: Computer vision deals with ... <newline> Output: ... visual system. <newline>

First example
Second example

Figure 3.2: An example of a training instance. Each instance is formed by several training examples. During training, we use left-to-right language models and compute a cross-entropy loss on the output texts (indicated by the red color in the shown example). We note that when computing the loss on the second example, the first example can be seen as task demonstrations. For brevity, we show part of the input and output texts.

3.2.3 Method

We describe four self-supervised training objectives that will be used to train models before downstream evaluations.

We begin by defining the example and the instance used during our self-supervised training. An **example** is an input-output pair. To differentiate the input and the output, we append special tokens “Input:” and “Output:” to the beginning of input text and output text respectively where the two texts are also separated by the <newline> token (see Fig. 3.1 for examples).²

An **instance** is a linearized string formed by several examples from the same task (e.g., see Fig. 3.2). As we encode the text using causal attention, the examples closer to the beginning of input sequences can be seen as task demonstrations, resulting in efficient computation.

²We chose this special symbol because we always start the self-supervised training from a pre-trained language model checkpoint.

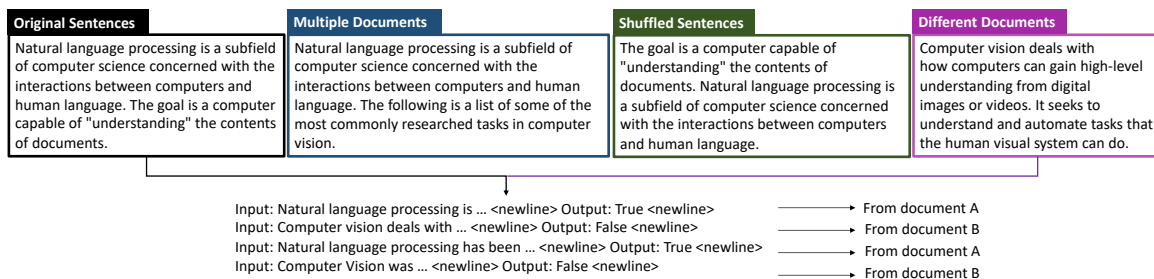


Figure 3.3: Example illustrating the construction of training instances for our classification task. There are four input types, and each training instance has two or three types. As the shown instance has the following two types: "original sentences" and "different documents", it comprises examples from two different documents. The instance resembles the next sentence prediction task, encouraging models to compare topical similarities between the two examples.

When constructing the training examples, we pick three or more consecutive sentences (depending on the minimum sequence length we enforce on the sentences) and then apply task-specific rules to automatically create training data. To form a training instance, we randomly select examples from the same task until reaching the maximum sequence length (i.e., 2048). During training, we compute a cross-entropy loss on tokens in the **output texts**. We describe details of the self-supervised tasks as follows.

Next Sentence Generation. In light of the strong performance of language models on in-context few-shot learning (Brown et al., 2020), we incorporate the language modeling as one of our self-supervised tasks, which we call "next sentence generation" (NSG). NSG asks the model to generate the next sentence given previous sentences as context. When building data for this task, we use the last sentence as output and the rest of the sentences as input.

Masked Word Prediction. The second task we consider is based on masked word prediction (MWP) which is commonly used in pretraining generic text encoders (Devlin et al., 2019; Liu et al., 2019). The task asks the model to fill in the missing information based on the surrounding context. Specifically, MWP randomly replaces words in input sentences with a special symbol and requires models to recover the masked words in the input. For this task, we create input text by randomly replacing

1~20 words in the input text with a special token³ and use the masked out words as the output text.

Last Phrase Prediction. Inspired by the LAMBADA dataset (Paperno et al., 2016), a question answering dataset which asks models to predict the last word in a sentence given several sentences of context, we create a “last phrase prediction” (LPP) task, which requires predicting the last phrase in a sentence. To solve this task, models need to draw relevant information from the context and the learned knowledge during pretraining. We cast LPP as either a generation task or a classification task. The latter variant of LPP is a binary classification task that labels if the given answer is the correct phrase. To facilitate a unified format of these two tasks, we append a special token “Question:” to the beginning of the last sentence and replace the last phrase with a question mark. For the classification LPP, we separate the given answer and the previous context and sentences with a special token “Answer:”. An example of this task is shown in Fig. 3.1.

More specifically, we identify the last phrase of a sentence based on a set of function words (see Appendix A.3 for the list of function words). If there are multiple function words in a sentence, we pick the last one. Then we treat the text segment starting from the function word as the last phrase.⁴ When selecting negative answers, we randomly choose from the phrases extracted from the same function words (to make the negative answers more challenging).

Classification. Similar to the next sentence prediction task (Devlin et al., 2019) and the sentence ordering prediction task (Jernite et al., 2017; Chen et al., 2019b) for pretraining language representations, we create a classification task (CL) for our self-supervised training. As shown in Fig. 3.3, for this task, we consider four types of input: original sentences, shuffled sentences, sentences from a different document, and sentences from multiple documents. In particular, for original sentences, we directly use text from original human-written documents. For shuffled sentences, we randomly shuffle all the input sentences. For sentences from multiple documents,

³We randomly select the special token from the following list: `---`, `<>`, `@@@`, `()`, `$$$`, `%%%`, `###`, `***`, and `+++`. We use random symbols instead of a fixed symbol because we found that it gives better performance in our preliminary experiments.

⁴We ensure that the last sentence in raw text for this task always has at least one valid function word and the function word lies at the second half of the sentence.

we randomly replace 50% of the input sentences with sentences from another document. We also ensure that the selected sentences (from both the input and another document) are consecutive in their original documents. For sentences from different documents, we replace the input sentences with sentences from another document. See Fig. 3.3 for an example of each type of input.

When constructing a training instance, we randomly pick one or two additional input types and combine them with the original sentences to form a binary or three-way classification task. We also randomly assign label strings to input types in each instance to ensure that models follow the information given by earlier examples when making predictions.

The classification task is different from the other self-supervised tasks described in earlier subsections. It explicitly requires models to compare inputs across examples in a training instance to determine if the given input shares similar properties with the others.

3.2.4 Experimental Setup

Training Setup. For the pretrained language model checkpoints, we use the 125 million parameters (125M) and the 1.3 billion parameters (1.3B) dense model from Artetxe et al. (2021). These pretrained models have shown results comparable to GPT3 across various tasks.

For self-supervised training, we use a subset of documents from the RoBERTa training corpus (Liu et al., 2019) that contains four domains: BOOKCORPUS plus Wikipedia, CC-NEWS, OPENWEBTEXT, and STORIES. Specifically, we randomly sample 100k documents from each domain except STORIES where we only sample 10k documents as the documents there are much longer than the others. The final training data contains approximately 1 million instances with 250k training instances per task.⁵ For the 125M model, we train for 10 epochs, which takes roughly 1 day on a V100 GPU. For the 1.3B model, we train for 5 epochs, which takes roughly 3 days on 2 V100 GPUs.

⁵The average numbers of example per instance for each data source are: 6.9 for BOOKCORPUS plus Wikipedia, 5.3 for CC-NEWS, 3.5 for OPENWEBTEXT, and 7.2 for STORIES.

Evaluation Setup. The instance and example during evaluation shares similar definition as those in Section 3.2.3 except that each evaluation instance has only one example from test splits and it is placed at the last position in the instance. The other examples in the instance (i.e., task demonstrations) come from either training splits or task-specific instructions depending on benchmarks.

We evaluate the models on two benchmarks: SuperGLUE and Natural-Instructions. SuperGLUE is a set of tasks focusing on natural language understanding. We use BoolQ (BQ; Clark et al., 2019), CB (De Marneffe et al., 2019), COPA (CA; Roemmele et al., 2011), MultiRC (MC; Khashabi et al., 2018), and RTE (RE; Giampiccolo et al., 2007; Bentivogli et al., 2009; Dagan et al., 2006; Bar-Haim et al., 2006).⁶ We report results for the official development sets. The task demonstrations are examples randomly selected from the training sets. We report mean and standard deviations of five runs with different random seeds. Following GPT3, we use a ranking based approach when evaluating the models (i.e., pick the best label based on language modeling perplexities).

Natural-Instructions evaluates models’ cross-task generalization abilities where all the tasks are generation tasks. It splits the tasks into two groups for training and evaluation. We use the same task split and evaluate models on the following task categories: question generation (QG), answer generation (AG), minimal modification (MM), and verification (VF).⁷ Each task category has two tasks. Following the few-shot setting used in Mishra et al. (2021), we evaluate models using 100 examples per task, use greedy decoding, and report ROUGE-L (Lin, 2004) scores per task category. For task demonstrations, we use the positive examples in the instructions in Natural-Instructions.

As our self-supervised tasks are formatted as input-output pairs, we change the task-specific templates for SuperGLUE to make them more similar to our self-supervised tasks. For example, as shown in Table 3.5, we make MultiRC similar to

⁶We exclude WSC (Levesque et al., 2011) and ReCoRD (Zhang et al., 2018) as pretrained models, including GPT3, require scoring algorithms at inference time to achieve competitive results. We exclude WiC (Pilehvar and Camacho-Collados, 2019) because GPT3-like models, including GPT3 and our models, do not give accuracies significantly better than random baselines.

⁷We discard training tasks that share the same source datasets with evaluation tasks as we found that tasks with the same source dataset may contain leaked labels. We exclude the binary classification tasks because the class labels are severely imbalanced (i.e., more than 80% of the class labels belong to one category).

GPT3	$\{\text{Context}\}$ $\{\text{Question}\}$ - $\{\text{Label}\}$ $\{\text{Answer}\}$		
Ours	Input: $\{\text{Context}\}$ $\{\text{Answer}\}$	Question: $\{\text{Question}\}$	Answer: $\{\text{Answer}\}$ Output: $\{\text{Label}\}$

Table 3.5: Evaluation templates for MultiRC. $\{\cdot\}$ represents values drawn from a particular data field. We alter the GPT3 template for this task to share a similar format with one of our self-supervised tasks (i.e., classification LLP in this case). The red, boldfaced texts are used to compute the language modeling perplexities for ranking the labels. We note that the shown template is for a single example and there could be multiple examples within an instance.

the classification LPP. More details of the template changes are in Appendix A.5.

For both benchmarks, we also report an averaged performance for each model. For SuperGLUE, the average performance is computed based on the means of task performances. When a task has two metrics, we take the average of the two as the task performance.

More details on the dataset statistics and metrics for each task for both benchmarks are in Appendix A.4.

Baselines. We consider four baselines: (1) directly evaluating pretrained language models on the benchmarks (LM) ; (2) performing additional language modeling training on the subset of the original data that is used for constructing the self-supervised tasks (ExtraLM). We use ExtraLM to approximately measure the contribution of additional computation; (3) fine-tuning on training sets for the tasks outside the evaluation sets (CrossTask). We use CrossTask to estimate the performances of cross-task supervision from human-annotated datasets; and (4) fine-tuning on training sets for the tasks in the evaluation sets (SameTask). SameTask serves as an oracle baseline estimating the approximated upperbound performances of cross-task supervision.

Since SuperGLUE does not have an official split for the CrossTask setting, we split the datasets into two groups according to the task category and report the CrossTask results based on “CrossTask (QA→NLI)” and “CrossTask (NLI→QA)”.⁸ As we alter the task templates, we report results for evaluating the pretrained language model

⁸“QA→NLI” suggests that we train models on the NLI tasks and evaluate on the QA tasks. Similarly, for “NLI→QA”, we train models on the QA tasks and evaluate on the NLI tasks.

Model	MS	BoolQ	MultiRC	COPA	RTE	CB	Avg.
LM	125M	52.1(1.7)	5.2(0.7)/49.5(1.1)	67.6(2.3)	52.0(1.2)	50.7(3.2)/34.8(2.5)	48.4
ExtraLM	125M	51.5(1.7)	5.1(0.8)/49.7(1.0)	68.0(1.6)	52.3(1.2)	49.5(4.6)/35.5(5.6)	48.3
NewTemplate	125M	52.2(1.8)	5.2(0.6)/47.9(1.4)	63.0(2.5)	50.8(2.0)	46.4(7.3)/30.1(6.4)	46.2
CT(NLI→QA)	125M	38.1(0.3)	5.1(0.7)/43.5(2.5)	65.4(2.1)	-	-	42.2
CT(QA→NLI)	125M	-	-	-	53.6(0.5)	39.6(1.5)/19.9(1.2)	
SameTask	125M	71.2	19.9/66.9	72.0	67.3	71.4/60.2	61.9
Self-Supervised	125M	55.7(0.6)	7.0(1.0)/60.2(0.3)	67.6(2.1)	53.0(1.5)	50.0(5.2)/39.8(3.0)	51.0
LM	1.3B	48.6(2.3)	5.5(0.5)/53.7(0.7)	83.4(1.7)	51.9(1.2)	53.6(5.2)/37.2(3.7)	51.8
ExtraLM	1.3B	49.6(1.9)	4.9(0.6)/54.8(0.6)	82.6(1.5)	52.9(1.9)	51.4(7.5)/35.6(5.3)	51.7
NewTemplate	1.3B	51.3(1.3)	5.0(0.4)/52.8(1.2)	81.2(2.4)	50.8(2.3)	49.3(4.7)/33.7(4.2)	50.7
CT(NLI→QA)	1.3B	53.4(0.8)	1.2(0.3)/57.2(0.3)	76.2(2.9)	-	-	49.6
CT(QA→NLI)	1.3B	-	-	-	54.3(1.2)	44.6(3.6)/25.2(4.9)	
SameTask	1.3B	77.1	27.5/71.6	85.0	68.1	75.2/64.3	69.9
Self-Supervised	1.3B	61.7(0.3)	5.2(0.1)/62.1(0.3)	84.0(2.7)	53.1(0.7)	54.3(2.0)/37.0(1.9)	55.6

Table 3.6: SuperGLUE results. We report mean and standard deviations (the numbers in parenthesis) of five runs. The best result (we take the average if there are two metrics) except SameTask in each column for each model size is boldfaced. MS=model size. CT=CrossTask.

Model	MS	QG	AG	MM	VF	Avg.
GPT3	-	43.0	50.0	70.0	32.0	48.8
LM	125M	33.7	12.9	53.0	14.7	28.6
ExtraLM	125M	34.4	13.4	53.7	14.3	28.9
CrossTask	125M	22.0	24.8	66.9	17.9	32.9
SameTask	125M	54.8	42.3	77.3	78.3	63.2
SelfSup.	125M	16.9	14.6	70.1	18.9	30.0
LM	1.3B	40.9	32.5	74.0	27.8	43.8
ExtraLM	1.3B	41.1	32.7	75.9	25.2	43.7
CrossTask	1.3B	38.1	41.6	69.2	23.0	42.9
SameTask	1.3B	55.5	64.6	81.0	80.4	70.4
SelfSup.	1.3B	43.9	37.5	72.3	28.6	45.5

Table 3.7: Natural-Instructions results. The results for GPT3 are taken from Mishra et al. (2021). The best result except SameTask in each column for each model size is boldfaced. MS=model size.

checkpoints using the new templates (NewTemplate) to study the effect of new templates.

3.2.5 Experimental Results

We report the results for SuperGLUE and Natural-Instructions in Tables 3.6 and 3.7. Our findings are as follows:

1. Our proposed self-supervised training achieves the best performance on average for both benchmarks.
2. ExtraLM and NewTemplate show similar performances as the pretrained language model checkpoints, suggesting that the improvements from our self-supervised training is unlikely to come from the additional training on the data and the task template changes.
3. Compared to the pretrained language model checkpoints, CrossTask shows worse performances on both benchmarks, which is likely due to the differences between training tasks and evaluation tasks.

3.2.6 Analysis

Effect of Amount of Data. In Fig. 3.4, we report model performances for the 125M and 1.3B models on SuperGLUE and Natural-Instructions with 1%, 10%, 20%, 50%, and 200% of training examples.⁹ We train the models for ten epochs.¹⁰ As shown in the figure, when the amount of training data for self-supervised tasks is similar to that for the CrossTask setting (i.e., 1% data), the self-supervised tasks also lead to worse performances. The improvements become clearer when we increase the number of training data but it begins to plateau at around 100% data. This suggests that one of the advantages of the self-supervised tasks compared to the tasks in the CrossTask setting is the amount of training data. We hypothesize that further increasing the amount of data not being helpful is because the data used for constructing the self-supervised tasks has already been used for language model pretraining. So, our models manage to learn to solve these tasks with a relatively limited amount

⁹We apply the same ratio to all the self-supervised tasks and use the same development sets for each task across these settings.

¹⁰Upon manual inspection, we found that the development set loss values in these experiments have converged.

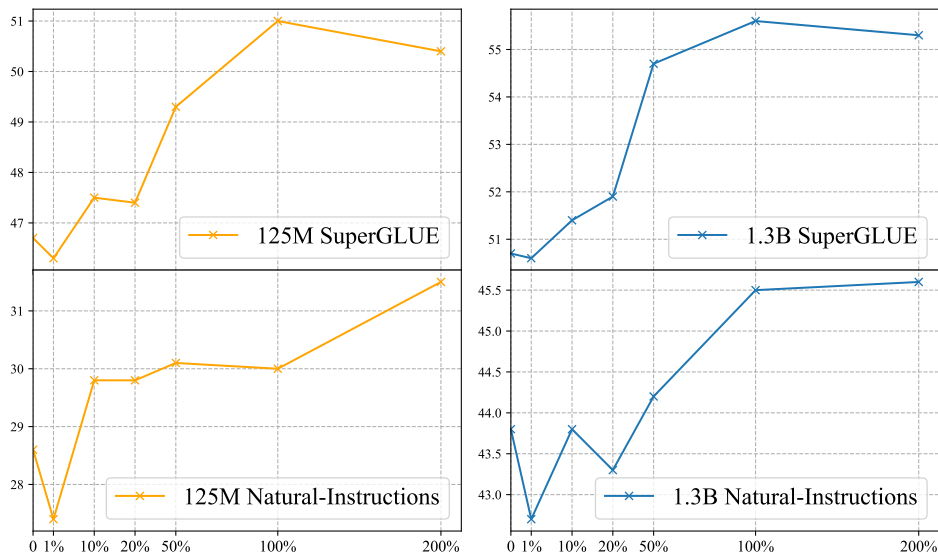


Figure 3.4: Average results for the 125M and 1.3B models on SuperGLUE and Natural-Instructions when varying the number of examples used for self-supervised training.

	MS	GPT3 Template	Our Template
LM	125M	48.4	46.2
SelfSup	125M	47.2	51.0
LM	1.3B	51.8	50.7
SelfSup	1.3B	51.1	55.6

Table 3.8: Average results for SuperGLUE when using different task templates. MS=model size.

of data. We have similar observations for the 125M model.¹¹

Effect of Individual Self-Supervised Tasks. We investigate the effect of individual self-supervised tasks by training models with only one task. We report the experiment results in Tables 3.9 and 3.10. Our findings are:

1. Combining all four self-supervised tasks results in the biggest improvements for most tasks, suggesting that the tasks are complementary.
2. Each self-supervised task improves a few downstream task performances (e.g.,

¹¹Our goal for this analysis is to show the rough trends of model performance when varying the amount of training data, rather than to provide an exact estimate of the training data required for the self-supervised training.

Model	BQ	MC	CA	RE	CB	Avg.
LM	52.2	26.6	63.0	50.8	38.3	46.2
SelfSup.	55.7	33.6	67.6	53.0	44.9	51.0
NSG	52.1	25.9	64.0	51.0	41.2	46.9
CL	52.5	26.8	61.4	50.9	48.1	47.9
MWP	51.9	26.3	61.8	50.8	36.1	45.4
LPP	53.5	29.5	61.6	52.0	40.3	47.4

Table 3.9: SuperGLUE results when training the 125M model with only one of the self-supervised tasks.

Model	QG	AG	MM	VF	Avg.
LM	33.7	12.9	53.0	14.7	28.6
SelfSup.	16.9	14.6	70.1	18.9	30.0
NSG	32.3	12.5	54.0	13.8	28.2
CL	8.3	0.3	1.0	2.7	3.1
MWP	15.2	19.4	50.5	17.8	25.7
LPP	11.3	16.6	49.5	19.9	24.3

Table 3.10: Natural-Instructions results when training the 125M model with only one of the self-supervised tasks.

NSG helps COPA; CL helps MultiRC and CB). This is likely due to similarities between tasks.

3. It is worth noting that while CL hurts model performances on Natural-Instructions, it helps on the SuperGLUE. We hypothesize that this is because unlike Natural-Instructions, SuperGLUE is ranking based and, therefore, more favorable to classification-related training.
4. It is interesting to see that NSG and CL tasks are the two most beneficial to downstream performance among the four self-supervised tasks. This is likely due to (1) the generic task formulation of NSG, and (2) CL requires different inference abilities compared to the other self-supervised tasks. It is also interesting that training on only one of the self-supervised tasks can hurt the performance on Natural-Instruction.

Effect of More Self-Supervised Tasks. To investigate the effect of having more self-supervised tasks during training, we add two extra self-supervised tasks to the self-supervised training, following the same procedure as the other tasks. The additional tasks are: denoising autoencoding (Lewis et al., 2020b) and gap sentence generation

	ALL	ALL+MoreTask
SuperGLUE Results		
125M	51.0	50.9
1.3B	55.6	55.6
Natural-Instructions Results		
125M	30.0	31.7
1.3B	45.5	45.4

Table 3.11: Average results when adding denoising autoencoding and gap sentence prediction to the self-supervised training. ALL: use all of the self-supervision described in Section 3.2.3.

	LM	Correct Label	Random Label
SuperGLUE Results			
125M	46.2	51.0	38.2
1.3B	50.7	55.6	42.5
Natural-Instructions Results			
125M	28.6	30.0	19.1
1.3B	43.8	45.5	31.5

Table 3.12: Average model performance comparing whether we assign random labels to the self-supervised tasks.

(Zhang et al., 2020a). Denoising autoencoding is the task of reconstructing the original sentences from sentences corrupted by random noises, which has been shown effective for training generic language representations; gap sentence generation is to recover the missing sentence and has been found useful for abstractive summarization.

We report the results in Table 3.11 where we do not find adding the two tasks improves downstream tasks. This is likely because the two tasks share similarities with our existing tasks (e.g., gap sentence generation shares a similar inference style as MWP). So, adding them does not promote diversity in the self-supervised tasks, leading to the fact that the models are not encouraged to learn different information.

Effect of Few-Shot Templates. The self-supervised training brings two benefits: making models familiar with the few-shot templates and task semantics. To differentiate the effect of the two, we train models on the self-supervised tasks with random labels. For example, for NSG, we use random sentences as outputs rather than the true next sentences; for the binary classification tasks, we randomly select

	Zero-Shot		One-Shot		Few-Shot	
	LM	SS	LM	SS	LM	SS
125M	46.7	44.3	42.6	46.1	46.2	51.0
Δ	(-2.4)		(+3.5)		(+4.8)	
1.3B	49.5	49.9	46.5	50.8	50.7	55.6
Δ	(+0.4)		(+4.3)		(+4.9)	

Table 3.13: Average results for SuperGLUE showing the zero-shot, one-shot, and few-shot model performances for the LM and the self-supervised model (SS). The numbers in parenthesis are the performance differences between the LM and the SS with the positive numbers indicating improvements. We boldface the largest improvement for each model.

Model	MS	QG	AG	MM	VF	Avg.
LM	125M	33.7	12.9	53.0	14.7	28.6
CrossTask	125M	22.0	24.8	66.9	17.9	32.9
SelfSup.	125M	16.9	14.6	70.1	18.9	30.0
Combined	125M	23.5	25.2	70.3	18.5	34.4
LM	1.3B	40.9	32.5	74.0	27.8	43.8
CrossTask	1.3B	38.1	41.6	69.2	23.0	42.9
SelfSup.	1.3B	43.9	37.5	72.3	28.6	45.5
Combined	1.3B	42.1	42.5	74.1	28.7	46.9

Table 3.14: Natural-Instructions results when combining the self-supervised tasks and the tasks in the CrossTask setting. The best performance in each column for each model size is boldfaced. MS=model size.

binary labels. As shown the results in Table 3.12, random labels hurt model performances, suggesting that what the models have learned is more than the few-shot format.

We also investigate the effect of task templates for SuperGLUE by evaluating models using different templates. We report results in Table 3.8 where we find that having the templates for downstream tasks similar to the ones used for pretraining gives the models significantly better performance.

Zero-Shot vs. One-Shot vs. Few-Shot.

Generation Examples. We show zero-shot, one-shot, and few-shot performances for the LM and the self-supervised model in Table 3.13. We find that among the three settings, the self-supervised training is the most helpful in the few-shot setting and

Task Prompt	Task Input	Reference	LM	Self-Supervised
Construct a question from the given fact by a simple rearrangement of words.	Fact: Pollen seeds come from male gametes of plants.	what seeds come from male gametes of plants?	What might cause harm to plants?	What would you use to measure the number of male gametes of plants?
Ask a question on “event duration” based on the provided sentence.	Sentence: At the sight of the great man, Spear flushed crimson, and then his look of despair slowly disappeared; and into his eyes there came incredulously hope and gratitude.	How long did Spear see the great man?	How long did he stay in the Embassy?	How long did it take for Spear to look at the great man?
Answer the given question. Your answer must be a single span in the passage.	Passage: ... The following year he won a scholarship to the Royal Academy of Music, ... The principal of the Academy, Sir Alexander Mackenzie, had forbidden ... Question: What was the full name of the school Sir Alexander Mackenzie was principal of?	Royal Academy of Music.	Oliver.	the Royal Academy of Music.
Answer the given question. Your answer must be a single span in the passage.	Passage: ... Epitaph Records, founded by Brett Gurewitz of Bad Religion, was the base for many future pop punk bands ... The mainstream pop punk of latter-day bands such as Blink-182 is criticized by many punk rock devotees; in critic Christine Di Bella’s words ... Question: What is the full name of the person that is very critical of modern mainstream pop punk bands?	Christine Di Bella.	the “Bad Religion”.	many punk rock devotees.

Table 3.15: Generation examples by the 1.3B model. The examples are taken from Natural-Instructions. The first two examples are from QG, and the other two are from AG. We only show part of the passages relevant to the outputs for QA for brevity.

does not help in the zero-shot setting, suggesting that the self-supervised training improves the models’ in-context learning capabilities.

Combine Self-Supervision with Cross-Task Human-Supervision. We investigate the relations between the self-supervised tasks and the human-annotated tasks. We combine the tasks from the self-supervision and those from the CrossTask and report the results in Table Table 3.14. Interestingly, combining the two kinds of tasks results in better performances on average, showing that they are complementary.

We show generation examples in Table 3.15. In general, we find that compared to the vanilla pretrained language models, the self-supervised models are better at using information from task input following task requirements. Specifically, for the first two examples in Table 3.15, the LM suffers from more severe semantic drift than the self-supervised model (e.g., “male gametes of plants” is more specific and relevant to the task input than “plants”). We have similar observations for the third example, where “Oliver” is a name from the task demonstration rather than the passage. Interestingly, for the last example, the answer generated by the LM is from the passage but is actually “the base for many future pop punk bands” instead of what the question looks for (i.e., “very critical of modern mainstream pop punk bands”). While the answer generated by the self-supervised model does not exactly match the reference, it is partially correct as the mainstream pop punk “is criticized by many punk rock devotees”.

3.3 Summary

In this chapter, we described the SOP loss for pretraining language models and a pretraining technique for improving model performance on in-context few-shot learning. In Section 3.1, we compared SOP to NSP on both intrinsic and extrinsic tasks, finding that the two losses encode different information. We showed that the models pretrained with SOP achieve state-of-the-art performance across various benchmarks. In Section 3.2, we benchmarked 4 self-supervised tasks on 13 tasks, finding that similar to human-annotated datasets, self-supervision can also lead to improved downstream task performance. Our analysis uncovered several factors that contributed the improvements, including dataset sizes for the self-supervised

tasks, the few-shot templates, and the semantic similarities between the training and evaluation tasks. In addition, we also experimented with concatenating forward and backward language modeling losses to achieve bidirectional training for language models, finding that our proposed approaches showed better performance than the unidirectional language modeling loss but worse than masked language modeling on downstream tasks (see Appendix A.1 for more details).

LEARNING SEMANTIC KNOWLEDGE FROM WIKIPEDIA

In this chapter, we describe our contributions to exploiting rich, naturally-occurring structures on Wikipedia for various NLP tasks. In Section 4.1, we use hyperlinks to learn entity representations. The resultant models use contextualized representations rather than a fixed set of vectors for representing entities (unlike most prior work). In Section 4.2, we use article structures (e.g., paragraph positions and section titles) to make sentence representations aware of the broader context in which they situate, leading to improvements across various discourse-related tasks. In Section 4.3, we use article category hierarchies to learn concept hierarchies that improve model performance on textual entailment tasks.

The material in this chapter is adapted from Chen et al. (2019a), Chen et al. (2019b), and Chen et al. (2020a).

4.1 Learning Entity Representations from Hyperlinks

4.1.1 Introduction

Entity representations play a key role in numerous important problems including language modeling (Ji et al., 2017), dialogue generation (He et al., 2017), entity linking (Gupta et al., 2017), and story generation (Clark et al., 2018). One successful line of work on learning entity representations has been learning *static* embeddings: that is, assign a unique vector to each entity in the training data (Yamada et al., 2016; Gupta et al., 2017; Yamada et al., 2017). While these embeddings are useful in many applications, they have the obvious drawback of not accommodating unknown entities.

Motivated by the recent success of contextualized word representations (henceforth: CWRs) from pretrained models (McCann et al., 2017; Peters et al., 2018; Devlin et al., 2019; Yang et al., 2019; Liu et al., 2019), we propose to encode the mention context or the description to dynamically represent an entity. In addition, we perform an in-depth comparison of ELMo and BERT-based embeddings and find that they

show different characteristics on different tasks. We analyze each layer of the CWRs and make the following observations:

- The dynamically encoded entity representations show a strong improvement on the entity disambiguation task compared to prior work using static entity embeddings.
- BERT-based entity representations require further supervised training to perform well on downstream tasks, while ELMo-based representations are more capable of performing zero-shot tasks.
- In general, higher layers of ELMo and BERT-based CWRs are more transferable to entity-related tasks.

To further improve contextualized and descriptive entity representations (CER/DER), we leverage natural hyperlink annotations in Wikipedia. We identify effective objectives for incorporating the contextual information in hyperlinks and improve ELMo-based CWRs on a variety of entity related tasks.

4.1.2 Related Work

The training objectives considered in this work are built on previous works that involve reasoning over entities. We give a brief overview of relevant works.

Entity linking is a fundamental task in information extraction with a wealth of literature (He et al., 2013; Guo and Barbosa, 2014; Ling et al., 2015; Huang et al., 2015; Francis-Landau et al., 2016; Le and Titov, 2018; Martins et al., 2019). The goal of this task is to map a mention in context to the corresponding entity in a database. A natural approach is to learn entity representations that enable this mapping. Recent works focused on learning a fixed embedding for each entity using Wikipedia hyperlinks (Yamada et al., 2016; Ganea and Hofmann, 2017; Le and Titov, 2019). Gupta et al. (2017) additionally train context and description embeddings jointly, but this mainly aims to improve the quality of the fixed entity embeddings rather than using the context and description embeddings directly; we find that their context and description encoders perform poorly on EntEval tasks.

A closely related concurrent work by (Logeswaran et al., 2019) jointly encodes a mention in context and an entity description from Wikipedia to perform zero-shot entity linking. In contrast, here we seek to pretrain a general purpose entity representations that can function well either given or not given entity descriptions or mention contexts.

Other entity-related tasks involve entity typing (Yaghoobzadeh and Schütze, 2015; Murty et al., 2017; Del Corro et al., 2015; Rabinovich and Klein, 2017; Choi et al., 2018; Onoe and Durrett, 2019; Obeidat et al., 2019) and coreference resolution (Durrett and Klein, 2013; Wiseman et al., 2016; Lee et al., 2017; Webster et al., 2018; Kantor and Globerson, 2019).

4.1.3 Method

We are interested in two approaches: contextualized entity representations (henceforth: CER) and descriptive entity representations (henceforth: DER), both encoding fixed-length vector representations for entities.

The contextualized entity representations encodes an entity based on the context it appears regardless of whether the entity is seen before. The motivation behind contextualized entity representations is that we want an entity encoder that does not depend on entries in a knowledge base, but is capable of inferring knowledge about an entity from the context it appears.

As opposed to contextualized entity representations, descriptive entity representations do rely on entries in Wikipedia. We use a model-specific function f to obtain a fixed-length vector representation from the entity’s textual description.

Encoders for Contextualized Entity Representations. For defining these encoders, we assume we have a sentence $s = (w_1, \dots, w_T)$ where span (w_i, \dots, w_j) refers to an entity mention. When using ELMo, we first encode the sentence: $(c_1, \dots, c_T) = \text{ELMo}(w_1, \dots, w_T)$, and we use the average of contextualized hidden states corresponding to the entity span as the contextualized entity representation. That is, $f_{\text{ELMo}}(w_{1:T}, i, j) = \frac{\sum_{k=i}^j c_k}{j-i+1}$.

With BERT, following Onoe and Durrett (2019), we concatenate the full sentence

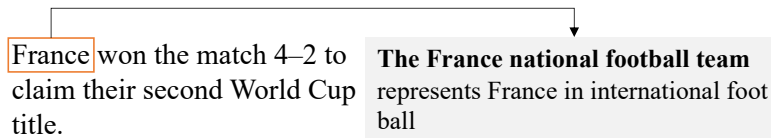


Figure 4.1: An example of hyperlinks in Wikipedia. “France” is linked to the Wikipedia page of “France national football team” instead of the country France.

with the entity mention, starting with [CLS] and separating the two by [SEP], i.e., [CLS], w_1, \dots, w_T , [SEP], w_i, \dots, w_j , [SEP]. We encode the full sequence using BERT and use the output from the [CLS] token as the entity mention representation.

Encoders for Descriptive Entity Representations. We encode an entity description by treating the entity description as a sentence, and use the average of the hidden states from ELMo as the entity description representation. With BERT, we use the output from the [CLS] token as the description representation.

Hyperlink-Based Training. An entity mentioned in a Wikipedia article is often linked to its Wikipedia page, which provides a useful description of the mentioned entity. The same Wikipedia page may correspond to many different entity mentions. Likewise, the same entity mention may refer to different Wikipedia pages depending on its context. For instance, as shown in Fig. 4.1, based on the context, “France” is linked to the Wikipedia page of “France national football team” instead of the country. The specific entity in the knowledge base can be inferred from the context information. In such cases, we believe Wikipedia provides valuable complementary information to the current pretrained CWRs such as BERT and ELMo.

To incorporate such information during training, we automatically construct a hyperlink-enriched dataset from Wikipedia. Prior work has used similar resources (Singh et al., 2012b; Gupta et al., 2017). The dataset consists of sentences with contextualized entity mentions and their corresponding descriptions obtained via hyperlinked Wikipedia pages. When processing descriptions, we only keep the first 100 word tokens at most as the description of a Wikipedia page; similar truncation has been done in prior work (Gupta et al., 2017). For context sentences, we remove those without hyperlinks from the training data and duplicate those with

multiple hyperlinks. We also remove context sentences for which we cannot find matched Wikipedia descriptions. These processing steps result in a training set of approximately 85 million instances and over 3 million unique entities.

We define a hyperlink-based training objective and add it to ELMo. In particular, we use contextualized entity representations to decode the hyperlinked Wikipedia description, and also use the descriptive entity representations to decode the linked context. We use bag-of-words decoders in both decoding processes. More specifically, given a context sentence $x_{1:T_x}$ with mention span (i, j) and a description sentence $y_{1:T_y}$, we use the same bidirectional language modeling loss $l_{\text{lang}}(x_{1:T_x}) + l_{\text{lang}}(y_{1:T_y})$ in ELMo where l_{lang} is defined in Eq. (2.2). In addition, we define the two bag-of-words reconstruction losses:

$$l_{\text{ctx}} = - \sum_t \log q(x_t | f_{\text{ELMo}}([\text{BOD}] y_{1:T_y}, 1, T_y))$$

$$l_{\text{desc}} = - \sum_t \log q(y_t | f_{\text{ELMo}}([\text{BOC}] x_{1:T_x}, i, j))$$

where [BOD] and [BOC] are special symbols prepended to sentences to distinguish descriptions from contexts. The distribution q is parameterized by a linear layer that transforms the conditioning embedding into weights over the vocabulary. The final training loss is

$$l_{\text{lang}}(x_{1:T_x}) + l_{\text{lang}}(y_{1:T_y}) + l_{\text{ctx}} + l_{\text{desc}}$$

Same as the original ELMo, each log loss is approximated with negative sampling (Jean et al., 2015). We write EntELMo to denote the model trained by Eq. (4.1). When using EntELMo for contextualized entity representations and descriptive entity representations, we use it analogously to ELMo.

To evaluate CERs and DERs, we propose a EntEval comprised of a wide range of entity related tasks. Specifically, EntEval consists of the tasks below:

- The task of entity typing (ET) is to assign types to an entity given only the context of the entity mention. ET is context-sensitive, making it an effective approach to probe the knowledge of context encoded in pretrained representations.
- Given two entities and the associated context, coreference arc prediction (CAP) seeks to determine whether they refer to the same entity. Solving this task may require the knowledge of entities.

- The entity factuality prediction (EFP) task involves determining the correctness of statements regarding entities.
- The task of contextualized entity relationship prediction (CERP) modeling determines the connection between two entities appeared in the same context.
- Given two entities with their descriptions from Wikipedia, entity similarity and Relatedness (ESR) is to determine their similarity or relatedness.
- As another popular resource for common knowledge, we propose a entity relationship typing (ERT) task, which uses Freebase (Bollacker et al., 2008) for probing the encoded knowledge by classifying the types of relations between pair of entities.
- Named entity disambiguation (NED) is the task of linking a named-entity mention to its corresponding instance in a knowledge base such as Wikipedia.

For more details about EntEval, see Chen et al. (2019a). Since our purpose is for examining the learned entity representations, we only use a linear classifier and freeze the entity representations when performing the following tasks. Unless otherwise noted, when the task involves a pair of entities, the input to the classifier are the entity representations x_1 and x_2 , concatenated with their element-wise product and absolute difference: $[x_1, x_2, x_1 \odot x_2, |x_1 - x_2|]$. This input format has been used in SentEval (Conneau and Kiela, 2018).

4.1.4 Experiments

Setup. As a baseline for hyperlink-based training, we train EntELMo on our constructed dataset with only a bidirectional language model loss. Due to the limitation of computational resources, both variants of EntELMo are trained for one epoch (3 weeks time) with smaller dimensions than ELMo. We set the hidden dimension of each directional LSTM layer to be 600, and project it to 300 dimensions. The resulting vectors from each layer are thus 600 dimensional. We use 1024 as the negative sampling size for each positive word token. For bag-of-words reconstruction, we randomly sample at most 50 word tokens as positive samples from the the target word tokens. Other hyperparameters are the same as ELMo. EntELMo is imple-

	CAP	CERP	EFP	ET	ESR	ERT	NED	Average
GloVe	71.9	52.6	67.0	10.3	50.9	40.8	41.2	47.8
BERT-base	80.6	65.6	74.8	32.0	28.8	42.2	50.6	53.5
BERT-large	79.1	66.9	76.7	32.3	32.6	48.8	54.3	55.8
ELMo	80.2	61.2	75.8	35.6	60.3	46.8	51.6	58.8
EntELMo baseline	78.0	59.6	71.5	31.3	61.6	46.5	48.5	56.7
EntELMo	76.9	59.9	72.4	32.2	59.7	45.7	49.0	56.5
EntELMo w/o l_{ctx}	73.5	59.4	71.1	33.2	53.3	44.6	48.9	54.9
EntELMo w/ l_{etn}	76.2	60.4	70.9	33.6	49.0	42.9	49.3	54.6

Table 4.1: Performance of entity representations on EntEval tasks. Best performing model in each task is boldfaced. CAP: coreference arc prediction, CERP: contextualized entity relationship prediction, EFP: entity factuality prediction, ET: entity typing, ESR: entity similarity and relatedness, ERT: entity relationship typing, NED: named entity disambiguation. EntELMo baseline is trained on the same dataset as EntELMo but not using the hyperlink-based training. EntELMo w/ l_{etn} is trained with a modified version of l_{ctx} , where we only decode entity mentions instead of the whole context.

mented based on the official ELMo implementation.¹

As a baseline for contextualized and descriptive entity representations, we use GloVe word averaging of the entity mention as the “contextualized” entity representation, and use word averaging of the truncated entity description text as its description representation. We also experiment two variants of EntELMo, namely EntELMo w/o l_{ctx} and EntELMo with l_{etn} . For second variant, we replace l_{ctx} with l_{etn} , where we only decode entity mentions instead of the whole context from descriptions. We lowercased all training data as well as the evaluation benchmarks.

We evaluate the transferrability of ELMo, EntELMo, and BERT by using trainable mixing weights for each layer. For ELMo and EntELMo, we follow the recommendation from Peters et al. (2018) to first pass mixing weights through a softmax layer and then multiply the weighted-summed representations by a scalar. For BERT, we find it better to just use unnormalized mixing weights. In addition, we investigate per-layer performance for both models in Section 4.1.5. Code and data are available at <https://github.com/ZeweiChu/EntEval>.

¹Our implementation is available at <https://github.com/mingdachen/bilm-tf>

Results. Table 4.1 shows the performance of our models on the EntEval tasks. Our findings are detailed below:

- Pretrained CWRs (ELMo, BERT) perform the best on EntEval overall, indicating that they capture knowledge about entities in contextual mentions or as entity descriptions.
- BERT performs poorly on entity similarity and relatedness tasks. Since this task is zero-shot, it validates the recommended setting of finetuning BERT on downstream tasks, while the embedding of the [CLS] token does not necessarily capture the semantics of the entity.
- BERT-large is better than BERT-base on average, showing large improvements in ERT and NED. To perform well at ERT, a model must either glean particular relationships from pairs of lengthy entity descriptions or else leverage knowledge from pretraining about the entities considered. Relatedly, performance on NED is expected to increase with both the ability to extract knowledge from descriptions and by starting with increased knowledge from pretraining. The Large model appears to be handling these capabilities better than the Base model.
- EntELMo improves over the EntELMo baseline (trained without the hyperlinking loss) on some tasks but suffers on others. The hyperlink-based training helps on CERP, EFP, ET, and NED. Since the hyperlink loss is closely-associated to the NED problem, it is unsurprising that NED performance is improved. Overall, we believe that hyperlink-based training benefits contextualized entity representations but does not benefit descriptive entity representations (see, for example, the drop of nearly 2 points on ESR, which is based solely on descriptive representations). This pattern may be due to the difficulty of using descriptive entity representations to reconstruct their appearing context.

4.1.5 Analysis

Is descriptive entity representation necessary? A natural question to ask is whether the entity description is needed, as for humans, the entity names carry sufficient amount of information for a lot of tasks. To answer this question, we experiment with encoding entity names by the descriptive entity encoder for ERT (entity relationship typing) and NED (named entity disambiguation) tasks. The results

	Rare		CoNLL		ERT	
	Des.	Name	Des.	Name	Des.	Name
ELMo	38.1	36.7	63.4	71.2	46.8	31.5
BERT-base	42.2	36.6	64.7	74.3	42.2	34.3
BERT-large	48.8	44.0	64.6	74.8	48.8	32.6

Table 4.2: Accuracies (%) in comparing the use of description encoder (Des.) to entity name (Name).

	CoNLL
ELMo	71.2
Gupta et al. (2017)	65.1
Deep ED	66.7

Table 4.3: Accuracies (%) on CoNLL-YAGO with static or non-static entity representations.

in Table 4.2 show that encoding the entity names by themselves already captures a great deal of knowledge regarding entities, especially for CoNLL-YAGO. However, in tasks like ERT, the entity descriptions are crucial as the names do not reveal enough information to categorize their relationships.

Table 4.3 reports the performance of different descriptive entity representations on the CoNLL-YAGO task. The three models all use ELMo as the context encoder. “ELMo” encodes the entity name with ELMo as descriptive encoder, while both Gupta et al. (2017) and Deep ED (Ganea and Hofmann, 2017) use their trained static entity embeddings.² As Gupta et al. (2017) and Deep ED have different embedding sizes from ELMo, we add an extra linear layer after them to map to the same dimension. These two models are designed for entity linking, which gives them potential advantages. Even so, ELMo outperforms them both by a wide margin.

Per-Layer Analysis. We evaluate each ELMo and EntELMo layer, i.e., the character CNN layer and two bidirectional LSTM layers, as well as each BERT layer on the EntEval tasks. Fig. 4.2 reveals that for ELMo models, the first and second LSTM layers capture most of the entity knowledge from context and descriptions. The BERT layers show more diversity. Lower layers perform better on ESR (entity similarity and relatedness), while for other tasks higher layers are more effective.

²We note that the numbers reported here are not strictly comparable to the ones in their original paper since we keep all the top 30 candidates from Crosswiki while prior work employs different pruning heuristics.

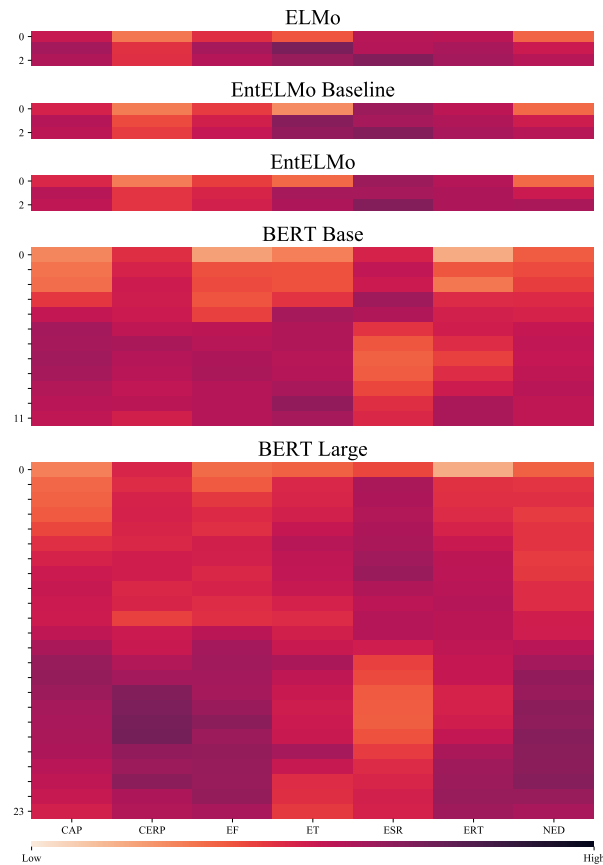
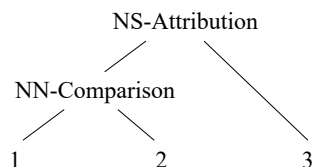


Figure 4.2: Heatmap showing per-layer performances for ELMo, EntELMo baseline, EntELMo, BERT-base, and BERT-large.

4.2 Learning Discourse-Aware Sentence Representations from Document Structures

4.2.1 Introduction

Pretrained sentence representations have been found useful in various downstream tasks such as visual question answering (Tapaswi et al., 2016), script inference (Pichotta and Mooney, 2016), and information retrieval (Le and Mikolov, 2014; Palangi et al., 2016). However, the focus of pretrained sentence representations has been primarily on a stand-alone sentence rather than the broader context in which it is



[The European Community’s consumer price index rose a provisional 0.6% in September from August]₁ [and was up 5.3% from September 1988,]₂ [according to Eurostat, the EC’s statistical agency.]₃

Figure 4.3: An RST discourse tree from the RST Discourse Treebank. “N” represents “nucleus”, containing basic information for the relation. “S” represents “satellite”, containing additional information about the nucleus.

situated.

In this work, we seek to incorporate discourse knowledge in general purpose sentence representations. A discourse is a coherent, structured group of sentences that acts as a fundamental type of structure in natural language (Jurafsky and Martin, 2009). A discourse structure is often characterized by the arrangement of semantic elements across multiple sentences, such as entities and pronouns. The simplest such arrangement (i.e., linearly-structured) can be understood as sentence ordering, where the structure is manifested in the timing of introducing entities. Deeper discourse structures use more complex relations among sentences (e.g., tree-structured; see Fig. 4.3).

Theoretically, discourse structures have been approached through Centering Theory (Grosz et al., 1995b) for studying distributions of entities across text and Rhetorical Structure Theory (RST; Mann and Thompson, 1988) for modelling the logical structure of natural language via discourse trees. Researchers have found modelling discourse useful in a range of tasks (Guzmán et al., 2014; Narasimhan and Barzilay, 2015; Liu and Lapata, 2018; Pan et al., 2018), including summarization (Gerani et al., 2014), text classification (Ji and Smith, 2017), and text generation (Bosselut et al., 2018).

We propose a set of novel multi-task learning objectives building upon standard pretrained sentence encoders, which depend only on the natural structure in structured document collections like Wikipedia. Empirically, we benchmark our models and several popular sentence encoders on our proposed benchmark datasets Dis-

coEval and SentEval (Conneau and Kiela, 2018). Specifically, the DiscoEval has the following tasks:

- As the most direct way to probe discourse knowledge, we consider the task of predicting annotated discourse relations among sentences. We use two human-annotated datasets: the RST Discourse Treebank (RST-DT; Carlson et al., 2001) and the Penn Discourse Treebank (PDTB; Prasad et al., 2008).
- Sentence Position (SP), which can be seen as way to probe the knowledge of linearly-structured discourse, where the ordering corresponds to the timings of events.
- Binary Sentence Ordering (BSO) is a binary classification task to determine the order of two sentences. The fact that BSO only has a pair of sentences as input makes it different from Sentence Position, where there is more context, and we hope that BSO can evaluate the ability of capturing local discourse coherence in the given sentence representations.
- Inspired by prior work on chat disentanglement (Elsner and Charniak, 2008, 2010) and sentence clustering (Wang et al., 2018c), we propose a sentence disentanglement task which seeks to determine whether a sequence of six sentences forms a coherent paragraph.
- The Sentence Section Prediction (SSP) task is defined as determining the section of a given sentence. The motivation behind this task is that sentences within certain sections typically exhibit similar patterns because of the way people write coherent text.

See Chen et al. (2019a) for more details about the benchmark. We find that our proposed training objectives help the models capture different characteristics in the sentence representations. Additionally, we find that ELMo shows strong performance on SentEval, whereas BERT performs the best among the pretrained embeddings on DiscoEval. Both BERT and Skip-thought vectors, which have training losses explicitly related to surrounding sentences, perform much stronger compared to their respective prior work, demonstrating the effectiveness of incorporating losses that make use of broader context.

4.2.2 Related Work

Discourse modelling and discourse parsing have a rich history (Marcu, 2000; Barzilay and Lapata, 2008; Zhou et al., 2010; Kalchbrenner and Blunsom, 2013; Ji and Eisenstein, 2015; Li and Jurafsky, 2017; Wang et al., 2018d; Liu et al., 2018; Lin et al., 2019, *inter alia*), much of it based on recovering linguistic annotations of discourse structure.

There is work on incorporating discourse related objectives into the training of sentence representations. Jernite et al. (2017) propose binary sentence ordering, conjunction prediction (requiring manually-defined conjunction groups), and next sentence prediction. Similarly, Sileo et al. (2019) and Nie et al. (2019) create training datasets automatically based on discourse relations provided in the Penn Discourse Treebank (PDTB; Lin et al., 2009).

Our work differs from prior work in that we propose novel training signals based on document structure, including sentence position and section titles, without requiring additional human annotation.

4.2.3 Method

All models in our experiments are composed of a single encoder and multiple decoders. The encoder, parameterized by a bidirectional GRU, encodes the sentence, either in training or in evaluation of the downstream tasks, to a fixed-length vector representation (i.e., the average of the hidden states across positions).

The decoders take the aforementioned encoded sentence representation, and predict the targets we define in the sections below. We first introduce Neighboring Sentence Prediction, the loss for our baseline model. We then propose additional training losses to encourage our sentence embeddings to capture other context information.

Neighboring Sentence Prediction (NSP). Similar to prior work on sentence embeddings (Kiros et al., 2015; Hill et al., 2016), we use an encoded sentence representation to predict its surrounding sentences. In particular, we predict the immediately

preceding and succeeding sentences. All of our sentence embedding models use this loss. Formally, the loss is defined as

$$\text{NSP} = -\log p_{\theta}(s_{t-1}|s_t) - \log p_{\phi}(s_{t+1}|s_t)$$

where we parameterize p_{θ} and p_{ϕ} as separate feedforward neural networks and compute the log-probability of a target sentence using its bag-of-words representation.

Nesting Level (NL). A table of contents serves as a high level description of an article, outlining its organizational structure. Wikipedia articles, for example, contain rich tables of contents with many levels of hierarchical structure. The “nesting level” of a sentence (i.e., how many levels deep it resides) provides information about its role in the overall discourse. To encode this information into our sentence representations, we introduce a discriminative loss to predict a sentence’s nesting level in the table of contents:

$$\text{NL} = -\log p_{\theta}(l_t|s_t)$$

where l_t represents the nesting level of the sentence s_t and p_{θ} is parameterized by a feedforward neural network. Note that sentences within the same paragraph share the same nesting level. In Wikipedia, there are up to 7 nesting levels.

Sentence and Paragraph Position (SPP). Similar to nesting level, we add a loss based on using the sentence representation to predict its position in the paragraph and in the article. The position of the sentence can be a strong indication of the relations between the topics of the current sentence and the topics in the entire article. For example, the first several sentences often cover the general topics to be discussed more thoroughly in the following sentences. To encourage our sentence embeddings to capture such information, we define a position prediction loss

$$\text{SPP} = -\log p_{\theta}(sp_t|s_t) - \log p_{\phi}(pp_t|s_t)$$

where sp_t is the sentence position of s_t within the current paragraph and pp_t is the position of the current paragraph in the whole document.

Section and Document Title (SDT). Unlike the previous position-based losses, this loss makes use of section and document titles, which gives the model more direct

	SentEval				DiscoEval							
	USS	SSS	SC	Prob	SP	BSO	DC	SSP	PDTB-E	PDTB-I	RST-DT	avg.
Skip-thought	41.7	81.2	78.4	70.1	47.5	64.6	55.2	77.5	39.3	40.2	59.7	54.8
InferSent	63.4	83.3	79.7	71.8	45.8	62.9	56.3	62.2	37.3	38.8	52.3	50.8
DisSent	50.0	79.2	80.5	74.0	47.7	64.9	54.8	62.2	42.2	40.7	57.8	52.9
ELMo	60.9	77.6	80.8	74.7	47.8	65.6	60.7	79.0	41.3	41.8	57.5	56.2
BERT-base	30.1	66.3	81.4	73.9	53.1	68.5	58.9	80.3	41.9	42.4	58.8	57.7
BERT-large	43.6	70.7	83.4	75.0	53.8	69.3	59.6	80.4	44.3	43.6	59.1	58.6
Baseline (NSP)	57.8	77.1	77.0	70.6	47.3	63.8	<u>61.0</u>	77.8	36.5	39.1	<u>56.7</u>	54.6
+ SDT	<u>59.0</u>	77.3	76.8	69.7	45.8	62.9	60.3	78.0	36.6	39.1	55.7	54.1
+ SPP	56.0	77.5	<u>77.4</u>	<u>70.7</u>	48.4	<u>65.3</u>	60.2	78.4	<u>38.1</u>	39.9	56.4	55.2
+ NL	56.7	<u>78.2</u>	77.2	70.6	46.9	64.0	<u>61.0</u>	<u>78.9</u>	37.6	39.9	56.5	55.0
+ SPP + NL	55.4	76.7	77.0	70.4	<u>48.5</u>	64.7	59.9	<u>78.9</u>	37.8	<u>40.5</u>	<u>56.7</u>	<u>55.3</u>
+ SDT + NL	58.5	76.9	77.2	70.2	46.1	63.0	60.8	78.1	36.7	38.1	56.2	54.1
+ SDT +SPP	58.4	77.4	76.6	70.2	46.5	63.9	60.4	77.6	35.2	38.6	56.3	54.1
ALL	58.8	76.3	77.0	70.2	46.1	63.7	60.0	78.6	36.3	37.6	55.3	53.9

Table 4.4: Results for SentEval and DiscoEval. The highest number in each column is boldfaced. The highest number for our models in each column is underlined. “All” uses all four losses. “avg.” is the averaged accuracy for all tasks in DiscoEval.

access to the topical information at different positions in the document. The loss is defined as

$$\text{SDT} = -\log p_{\theta}(st_t|s_t) - \log p_{\phi}(dt_t|s_t)$$

where st_t is the section title of sentence s_t , dt_t is the document title of sentence s_t , and p_{θ} and p_{ϕ} are two different bag-of-words decoders.

4.2.4 Experiments

Setup. We train our models on Wikipedia as it is a knowledge rich textual resource and has consistent structures over all documents. Details on hyperparameters are in the supplementary material. When evaluating on DiscoEval, we encode sentences with pretrained sentence encoders. Following SentEval, we freeze the sentence encoders and only learn the parameters of the downstream classifier. The “Baseline” row in Table 4.4 are embeddings trained with only the NSP loss. The subsequent rows are trained with extra losses defined in Section 4.2.3 in addition to the NSP loss. Code and data are available at <https://github.com/ZeweiChu/DiscoEval>.

Additionally, we benchmark several popular pretrained sentence encoders on

DiscoEval, including Skip-thought,³ InferSent (Conneau et al., 2017),⁴ DisSent (Nie et al., 2019),⁵ ELMo,⁶ and BERT.⁷ For ELMo, we use the averaged vector of all three layers and time steps as the sentence representations. For BERT, we use the averaged vector at the position of the [CLS] token across all layers. We also evaluate per-layer performance for both models in Section 4.2.5.

When reporting results for SentEval, we compute the averaged Pearson correlations for Semantic Textual Similarity tasks from 2012 to 2016 (Agirre et al., 2012, 2013, 2014, 2015, 2016). We refer to the average as unsupervised semantic similarity (USS) since those tasks do not require training data. We compute the averaged results for the STS Benchmark (Cer et al., 2017), textual entailment, and semantic relatedness (Marelli et al., 2014) and refer to the average as supervised semantic similarity (SSS). We compute the average accuracy for movie review (Pang and Lee, 2005); customer review (Hu and Liu, 2004); opinion polarity (Wiebe et al., 2005); subjectivity classification (Pang and Lee, 2004); Stanford sentiment treebank (Socher et al., 2013); question classification (Li and Roth, 2002); and paraphrase detection (Dolan et al., 2004), and refer to it as sentence classification (SC). For the rest of the linguistic probing tasks (Conneau et al., 2018a), we report the average accuracy and report it as “Prob”.

Results. Table 4.4 shows the experiment results over all SentEval and DiscoEval tasks. Different models and training signals have complex effects when performing various downstream tasks. We summarize our findings below:

- On DiscoEval, Skip-thought performs best on RST-DT. DisSent performs strongly for PDTB tasks but it requires discourse markers from PDTB for generating training data. BERT has the highest average by a large margin, but ELMo has competitive performance on multiple tasks.
- The NL or SPP loss alone has complex effects across tasks in DiscoEval, but when they are combined, the model achieves the best performance, outperforming our baseline by 0.7% on average. In particular, it yields 40.5% accuracy on PDTB-I,

³github.com/ryankiros/skip-thoughts

⁴github.com/facebookresearch/InferSent

⁵github.com/windweller/DisExtract

⁶github.com/allenai/allennlp

⁷github.com/huggingface/pytorch-pretrained-BERT

	ELMo	BERT-base
SentEval	0.8	5.0
DiscoEval	1.3	8.9

Table 4.5: Average of the layer number for the best layers in SentEval and DiscoEval.

outperforming Skip-thought by 0.3%. This is presumably caused by the differing, yet complementary, effects of these two losses (NL and SPP).

- The SDT loss generally hurts performance on DiscoEval, especially on the position-related tasks (SP, BSO). This can be explained by the notion that consecutive sentences in the same section are encouraged to have the same sentence representations when using the SDT loss. However, the SP and BSO tasks involve differentiating neighboring sentences in terms of their position and ordering information.
- On SentEval, SDT is most helpful for the USS tasks, presumably because it provides the most direct information about the topic of each sentence, which is a component of semantic similarity. SDT helps slightly on the SSS tasks. NL gives the biggest improvement in SSS.
- In comparing BERT to ELMo and Skip-thought to InferSent on DiscoEval, we can see the benefit of adding information about neighboring sentences. Our proposed training objectives show complementary improvements over NSP, which suggests that they can potentially benefit these pretrained representations.

4.2.5 Analysis

Per-Layer analysis. To investigate the performance of individual hidden layers, we evaluate ELMo and BERT on both SentEval and DiscoEval using each hidden layer. For ELMo, we use the averaged vector from the targeted layer. For BERT-base, we use the vector from the position of the [CLS] token. Fig. 4.4 shows the heatmap of performance for individual hidden layers. We note that for better visualization, colors in each column are standardized. On SentEval, BERT-base performs better with shallow layers on USS, SSS, and Probing (though not on SC), but on DiscoEval, the results using BERT-base gradually increase with deeper layers. To evaluate this phenomenon quantitatively, we compute the average of the layer number for the

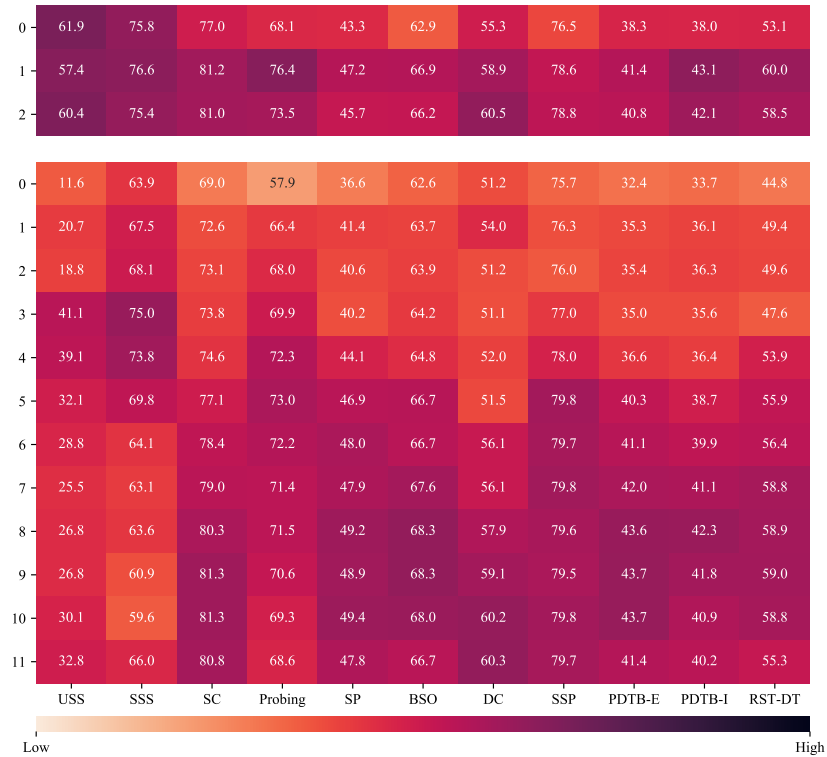


Figure 4.4: Heatmap for individual hidden layers of BERT-base (lower part) and ELMo (upper part).

Baseline w/o hidden layer	52.0
Baseline w/ hidden layer	61.0

Table 4.6: Accuracies with baseline encoder on Discourse Coherence task, with or without a hidden layer in the classifier.

best layers for both ELMo and BERT-base and show it in Table 4.5. From the table, we can see that DiscoEval requires deeper layers to achieve better performance. We assume this is because deeper layers can capture higher-level structure, which aligns with the information needed to solve the discourse tasks.

DiscoEval architectures. In all DiscoEval tasks except DC, we use no hidden layer in the neural architectures, following the example of SentEval. However, some tasks are unsolvable with this simple architecture. In particular, the DC tasks have low accuracies with all models unless a hidden layer is used. As shown in Table 4.6,

	Sentence Position			Binary Sentence Ordering			Discourse Coherence	
Human	77.3			84.7			87.0	
BERT-large	53.8			69.3			59.6	
	Wiki	arXiv	ROC	Wiki	arXiv	ROC	Wiki	Ubuntu
Human	84.0	76.0	94.0	64.0	72.0	96.0	98.0	74.0
BERT-large	50.7	47.3	63.4	70.4	66.8	70.8	65.1	54.2

Table 4.7: Accuracies (%) for a human annotator and BERT-large on Sentence Position, Binary Sentence Ordering, and Discourse Coherence tasks.

Random	20
Baseline w/o context	43.2
Baseline w/ context	47.3

Table 4.8: Accuracies (%) for baseline encoder on Sentence Position task when using downstream classifier with or without context.

when adding a hidden layer of 2000 to this task, the performance on DC improves dramatically. This shows that DC requires more complex comparison and inference among input sentences. Our human evaluation below on DC also shows that human accuracies exceed those of the classifier based on sentence embeddings by a large margin.

Human Evaluation. We conduct a human evaluation on the Sentence Position, Binary Sentence Ordering, and Discourse Coherence datasets. A native English speaker was provided with 50 examples per domain for these tasks. While the results in Table 4.7 show that the overall human accuracies exceed those of the classifier based on BERT-large by a large margin, we observe that within some specific domains, for example Wiki in BSO, BERT-large demonstrates very strong performance.

Does context matter in Sentence Position? In the SP task, the inputs are the target sentence together with 4 surrounding sentences. We study the effect of removing the surrounding 4 sentences, i.e., only using the target sentence to predict its position from the start of the paragraph.

Table 4.8 shows the comparison of the baseline model performance on Sentence Position with or without the surrounding sentences and a random baseline. Since our baseline model is already trained with NSP, it is expected to see improvements over a random baseline. The further improvement from using surrounding sen-

tences demonstrates that the context information is helpful in determining the sentence position.

4.3 Learning Concept Hierarchies from Document Categories

4.3.1 Introduction

Natural language inference (NLI) is the task of classifying the relationship, such as entailment or contradiction, between sentences. It has been found useful in downstream tasks, such as summarization (Mehdad et al., 2013) and long-form text generation (Holtzman et al., 2018). NLI involves rich natural language understanding capabilities, many of which relate to world knowledge. To acquire such knowledge, researchers have found benefit from external knowledge bases like WordNet (Fellbaum, 1998), FrameNet (Baker, 2014), Wikidata (Vrandečić and Krötzsch, 2014), and large-scale human-annotated datasets (Bowman et al., 2015; Williams et al., 2018; Nie et al., 2020). Creating these resources generally requires expensive human annotation. In this work, we are interested in automatically generating a large-scale dataset from Wikipedia categories that can improve performance on both NLI and lexical entailment (LE) tasks.

One key component of NLI tasks is recognizing lexical and phrasal hypernym relationships. For example, *vehicle* is a hypernym of *car*. In this paper, we take advantage of the naturally-annotated Wikipedia category graph, where we observe that most of the parent-child category pairs are entailment relationships, i.e., a child category entails a parent category. Compared to WordNet and Wikidata, the Wikipedia category graph has more fine-grained connections, which could be helpful for training models. Inspired by this observation, we construct WIKINLI, a dataset for training NLI models constructed automatically from the Wikipedia category graph, by automatic filtering from the Wikipedia category graph. The dataset has 428,899 pairs of phrases and contains three categories that correspond to the entailment and neutral relationships in NLI datasets.

To empirically demonstrate the usefulness of WIKINLI, we pretrain BERT and RoBERTa on WIKINLI, WordNet, and Wikidata, before finetuning on various LE and

NLI tasks. Our experimental results show that WIKINLI gives the best performance averaging over 8 tasks for both BERT and RoBERTa.

We perform an in-depth analysis of approaches to handling the Wikipedia category graph and the effects of pretraining with WIKINLI and other data sources under different configurations. We find that WIKINLI brings consistent improvements in a low resource NLI setting where there are limited amounts of training data, and the improvements plateau as the number of training instances increases; more WIKINLI instances for pretraining are beneficial for downstream finetuning tasks with pretraining on a fourway variant of WIKINLI showing more significant gains for the task requiring higher-level conceptual knowledge; WIKINLI also introduces additional knowledge related to lexical relations benefiting finer-grained LE and NLI tasks.

We also construct WIKINLI in other languages and benchmark several resources on XNLI (Conneau et al., 2018b), showing that WIKINLI benefits performance on NLI tasks in the corresponding languages.

4.3.2 Related Work

We build on a rich body of literature on leveraging specialized resources (such as knowledge bases) to enhance model performance. These works either (1) pretrain the model on datasets extracted from such resources, or (2) use the resources directly by changing the model itself.

The first approach aims to improve performance at test time by designing useful signals for pretraining, for instance using hyperlinks (Logeswaran et al., 2019; Chen et al., 2019a) or document structure in Wikipedia (Chen et al., 2019b), knowledge bases (Logan et al., 2019), and discourse markers (Nie et al., 2019). Here, we focus on using category hierarchies in Wikipedia. There are some previous works that also use category relations derived from knowledge bases (Shwartz et al., 2016; Riedel et al., 2013), but they are used in a particular form of distant supervision in which they are matched with an additional corpus to create noisy labels. In contrast, we use the category relations directly without requiring such additional steps. Onoe and Durrett (2020) use the direct parent categories of hyperlinks for training entity

linking systems.

Within this first approach, there have been many efforts aimed at harvesting inference rules from raw text (Lin and Pantel, 2001; Szpektor et al., 2004; Bhagat et al., 2007; Szpektor and Dagan, 2008; Yates and Etzioni, 2009; Bansal et al., 2014; Berant et al., 2015; Hosseini et al., 2018). Since WIKINLI uses category pairs in which one is a hyponym of the other, it is more closely related to work in extracting hyponym-hypernym pairs from text (Hearst, 1992; Snow et al., 2005, 2006; Pasca and Durme, 2007; McNamee et al., 2008; Le et al., 2019). Pavlick et al. (2015) automatically generate a large-scale phrase pair dataset with several relationships by training classifiers on a relatively small amount of human-annotated data. However, most of this prior work uses raw text or raw text combined with either annotated data or curated resources like WordNet. WIKINLI, on the other hand, seeks a middle road, striving to find large-scale, naturally-annotated data that can improve performance on NLI tasks.

The second approach aims to enable the model to leverage knowledge resources during prediction, for instance by computing attention weights over lexical relations in WordNet (Chen et al., 2018b) or linking to reference entities in knowledge bases within the transformer block (Peters et al., 2019b). While effective, this approach requires nontrivial and domain-specific modifications of the model itself. In contrast, we develop a simple pretraining method to leverage knowledge bases that can likewise improve the performance of already strong baselines such as BERT without requiring such complex model modifications.

4.3.3 Experimental Setup

To demonstrate the effectiveness of WIKINLI, we pretrain BERT and RoBERTa on WIKINLI and other resources, and then finetune them on several NLI and LE tasks. We assume that if a pretraining resource is better aligned with downstream tasks, it will lead to better downstream performance of the models pretrained on it.

Training. Following Devlin et al. (2019) and Liu et al. (2019), we use the concatenation of two texts as the input to BERT and RoBERTa. Specifically, for a pair of input texts x_1, x_2 , the input would be $[\text{CLS}] x_1 [\text{SEP}] x_2 [\text{SEP}]$. We use the encoded repre-

dataset	#train	#dev	#test	#train per cat.
Natural Language Inference				
MNLI	3,000	9,815	9,796	1,000
SciTail	3,000	1,304	2,126	1,500
RTE	2,490	277	3,000	1,245
PPDB	13,904	4,633	4,641	1,545
Break	-	-	8,193	-
Lexical Entailment				
K2010	739	82	621	370
B2012	791	87	536	396
T2014	539	59	507	270

Table 4.9: Dataset statistics.

sentations at the position of [CLS] as the input to a two-layer classifier, and finetune the entire model.

We start with a pretrained BERT-large or RoBERTa-large model and further pre-train it on different pretraining resources. After that, we finetune the model on the training sets for the downstream tasks, as we will elaborate on below.

Evaluation. We use several NLI and LE datasets. Statistics for these datasets are shown in Table 4.9 and details are provided below.

MNLI. The Multi-Genre Natural Language Inference (MNLI; Williams et al., 2018) dataset is a human-annotated multi-domain NLI dataset. MNLI has three categories: entailment, contradiction, and neutral. Since the training split for this dataset has a large number of instances, models trained on it are capable of picking up information needed regardless of the quality of the pretraining resources we compare, which makes the effects of pretraining resources negligible. To better compare pretraining resources, we simulate a low-resource scenario by randomly sampling 3,000 instances⁸ from the original training split as our new training set, but use the standard “matched” development and testing splits.

SciTail. SciTail is created from science questions and the corresponding answer candidates, and premises from relevant web sentences retrieved from a large corpus

⁸The number of training instances is chosen based on the number of instances per category, as shown in the last column of Table 4.9, where we want the number to be close to 1-1.5K.

(Khot et al., 2018). SciTail has two categories: entailment and neutral. Similar to MNLI, we randomly sample 3,000 instances from the training split as our training set.

RTE. We evaluate models on the GLUE (Wang et al., 2018a) version of the recognizing textual entailment (RTE) dataset (Dagan et al., 2006; Bar-Haim et al., 2006; Giampiccolo et al., 2007; Bentivogli et al., 2009). RTE is a binary task, focusing on identifying if a pair of input sentences has the entailment relation.

PPDB. We use the human-annotated phrase pair dataset from Pavlick et al. (2015), which has 9 text pair relationship labels. The labels are: hyponym, hypernym, synonym, antonym, alternation, other-related, NA, independent, and none. We directly use phrases in PPDB to form input data pairs. We include this dataset for more fine-grained evaluation. Since there is no standard development or testing set for this dataset, we randomly sample 60%/20%/20% as our train/dev/test sets.

Break. Glockner et al. (2018) constructed a challenging NLI dataset called “Break” using external knowledge bases such as WordNet. Since sentence pairs in the dataset only differ by one or two words, similar to a pair of adversarial examples, it has broken many NLI systems.

Due to the fact that Break does not have a training split, we use the aforementioned subsampled MNLI training set as a training set for this dataset. We select the best performing model on the development set of MNLI and evaluate it on Break.

Lexical Entailment. We use the lexical splits for 3 datasets from Levy et al. (2015), including K2010 (Kotlerman et al., 2009), B2012 (Baroni et al., 2012), and T2014 (Turney and Mohammad, 2015). These datasets all similarly formulate lexical entailment as a binary task, and they were constructed from diverse sources, including human annotations, WordNet, and Wikidata.

Baselines. We consider three baselines for both BERT and RoBERTa, namely the original model, the model pretrained on WordNet, and the model pretrained on Wikidata.

WordNet is a widely-used lexical knowledge base, where words or phrases are

	Natural Language Inference					Lexical Entailment			
	MNLI	RTE	PPDB	Break	SciTail	K2010	B2012	T2014	avg.
BERT	75.0	69.9	66.7	80.2	<u>92.3</u>	<u>85.2</u>	79.4	63.3	76.5
+WordNet	75.8	<u>71.3</u>	71.1	83.5	90.8	83.5	94.3	<u>71.2</u>	80.2
+Wikidata	75.7	<u>71.3</u>	75.0	81.3	91.5	82.3	95.3	70.5	80.4
+WIKINLI	<u>76.4</u>	70.9	70.7	85.7	91.8	84.9	96.1	<u>71.2</u>	<u>81.0</u>
RoBERTa	82.5	78.8	65.9	81.3	93.6	85.3	65.9	66.8	77.5
+WordNet	83.8	82.2	72.0	82.3	93.9	82.5	88.6	70.7	82.0
+Wikidata	84.0	82.3	<u>72.5</u>	83.2	92.9	82.4	94.8	71.0	82.9
+WIKINLI	84.4	83.1	71.7	<u>83.8</u>	93.0	85.4	<u>95.7</u>	72.9	83.8

Table 4.10: Test set performance for baselines and models pretrained on various resources. We report accuracy (%) for NLI tasks and F_1 score (%) for LE tasks. The highest results for each model (BERT or RoBERTa) are underlined. The highest numbers in each column are boldfaced.

connected by several lexical relations. We consider direct hyponym-hypernym relations available from WordNet, resulting in 74,645 pairs.

Wikidata is a database that stores items and relations between these items. Unlike WordNet, Wikidata consists of items beyond word types and commonly seen phrases, offering more diverse domains similar to WIKINLI. The available conceptual relations in Wikidata are: “subclass of” and “instance of”. In this work, we consider the “subclass of” relation in Wikidata because (1) it is the most similar relation to category hierarchies from Wikipedia; (2) the relation “instance of” typically involves more detailed information, which is found less useful empirically (see the supplementary material for details). The filtered data has 2,871,194 pairs.

We create training sets from both WordNet and Wikidata following the same procedures used to create WIKINLI. All three datasets are constructed from their corresponding parent-child relationship pairs. Neutral pairs are first randomly sampled from non-ancestor-descendant relationships and top ranked pairs according to cosine similarities of ELMo embeddings are kept. We also ensure these datasets are balanced among the three classes. Code and data are available at <https://github.com/ZeweiChu/WikiNLI>.

4.3.4 Experimental Results

The results are summarized in Table 4.10. In general, pretraining on WIKINLI, Wikidata, or WordNet improves the performances on downstream tasks, and pretraining on WIKINLI achieves the best performance on average. Especially for Break and MNLI, WIKINLI can lead to much more substantial gains than the other two resources. Although BERT-large + WIKINLI is not better than the baseline BERT-large on RTE, RoBERTa + WIKINLI shows much better performance. Only on PPDB, Wikidata is consistently better than WIKINLI. We note that BERT-large + WIKINLI still shows a sizeable improvement over the BERT-large baseline. More importantly, the improvements to both BERT and RoBERTa brought by WIKINLI show that the benefit of the WIKINLI dataset can generalize to different models. We also note that pretraining on these resources has little benefit for SciTail.

4.3.5 Analysis

We perform several kinds of analysis, including using BERT to compare the effects of different settings. Due to the submission constraints of the GLUE leaderboard, we will report dev set results (medians of 5 runs) for the tables in this section, except for Break which is only a test set.

Lexical Analysis. To qualitatively investigate the differences between WIKINLI, Wikidata, and WordNet, we list the top 20 most frequent words in these three resources in Table 4.11. Interestingly, WordNet contains mostly abstract words, such as “unit”, “family”, and “person”, while Wikidata contains many domain-specific words, such as “protein” and “gene”. In contrast, WIKINLI strikes a middle ground, covering topics broader than those in Wikidata but less generic than those in WordNet.

Fourway vs. Threeway vs. Binary Pretraining. We investigate the effects of the number of categories for WIKINLI by empirically comparing three settings: fourway, threeway, and binary classification. For fourway classification, we add an extra relation “sibling” in addition to child, parent, and neutral relationships. A sibling

WIKINLI	Wikidata	WordNet
albums	protein	genus
songs	gene	dicot
players	putative	family
male	protein-coding	unit
people	conserved	fish
American	hypothetical	tree
British	languages	bird
writers	disease	person
(band)	RNA	fern
female	language	plant
templates	function	mammal
music	process	monetary
articles	group	animal
women	unknown	process
films	syndrome	arthropod
French	activity	order
artists	cell	acid
German	binding	disease
rock	food	vein
musicians	mineral	system
culture	transport	herb

Table 4.11: Top 20 most frequent words in WIKINLI, Wikidata, and WordNet.

pair consists of two categories that share the same parent. We also ensure that neutral pairs are non-siblings, meaning that we separate a category that was considered as part of the neutral relations to provide a more fine-grained pretraining signal.

We construct two versions of WIKINLI with binary class labels. One classifies the child against the rest, including parent, neutral, and sibling (“child vs. rest”). The other classifies child or parent against neutral or sibling (“child/parent vs. rest”). The purpose of these two datasets is to find if a more coarse training signal would reduce the gains from pretraining.

These dataset variations are each balanced among their classes and contain 100,000 training instances and 5,000 development instances.

Table 4.12 shows results of MNLI, RTE, and PPDB. Overall, fourway and three-way classifications are comparable, although they excel at different tasks. Interestingly, we find that pretraining with child/parent vs. rest is worse than pretraining

	MNLI	RTE	PPDB	Break	avg.
Threeway	75.6	74.4	71.2	85.7	76.7
Fourway	75.6	74.0	69.8	86.9	76.6
Binary (C vs. R)	75.1	72.6	70.5	81.7	75.0
Binary (C/P vs. R)	74.3	72.2	69.8	80.5	74.3

Table 4.12: Comparing binary, threeway, and fourway classification for pretraining. C = child; P = parent; R = rest. The highest numbers in each column are boldfaced.

	MNLI	RTE	PPDB	Break	avg.
Threeway 100k	75.6	74.4	71.2	85.7	76.7
Fourway 100k	75.6	74.0	69.8	86.9	76.6
Threeway 400k	75.7	75.5	70.9	83.0	76.3
Fourway 400k	75.6	75.1	70.8	89.5	77.8

Table 4.13: The effect of the number of WIKINLI pretraining instances. The highest numbers in each column are boldfaced.

with child vs. rest. We suspect this is because the child/parent vs. rest task resembles topic classification. The model does not need to determine direction of entailment, but only whether the two phrases are topically related, as neutral pairs are generally either highly unrelated or only vaguely related. The child vs. rest task still requires reasoning about entailment as the models still need to differentiate between child and parent.

In addition, we explore pruning levels in Wikipedia category graphs, and incorporating sentential context, finding that relatively higher levels of knowledge from WIKINLI have more potential of enhancing the performance of NLI systems and sentential context shows promising results on the Break dataset (see supplementary material for more details).

Larger Training Sets. We train on larger numbers of WIKINLI instances, approximately 400,000, for both threeway and fourway classification. We note that we only pretrain models on WIKINLI for one epoch as it leads to better performance on downstream tasks. The results are in Table 4.13. We observe that except for PPDB, adding more data generally improves performance. For Break, we observe significant improvements when using fourway WIKINLI for pretraining, whereas threeway WIKINLI seems to hurt the performance.

	MNLI	RTE	PPDB	Break	avg.
BERT	74.4	71.8	68.6	80.2	73.3
BERT & WIKINLI	75.6	74.4	71.2	85.7	76.7
– one cat. layer	74.6	73.3	70.9	87.0	76.5
– two cat. layers	75.4	72.9	71.2	82.5	75.5
+ page titles	74.2	73.6	70.6	80.7	74.8

Table 4.14: Comparing pruning levels for hierarchies available in Wikipedia. The highest numbers in each column are boldfaced.

Wikipedia Pages, Mentions, and Layer Pruning. The variants of WIKINLI we considered so far have used categories as the lowest level of hierarchies. We are interested in whether adding Wikipedia page titles would bring in additional knowledge for inference tasks.

We experiment with including Wikipedia page titles that belong to Wikipedia categories to WIKINLI. We treat these page titles as the leaf nodes of the WIKINLI dataset. Their parents are the categories that the pages belong to.

Although Wikipedia page titles are additional source of information, they are more specific compared to Wikipedia categories. A majority of Wikipedia page titles are person names, locations, or historical events. They are not general summaries of concepts. To explore the effect of more general concepts, we try pruning leaf nodes from the WIKINLI category hierarchies. As higher-level nodes are more general and abstract concepts compared to lower-level nodes, we hypothesize that pruning leaf nodes would make the model learn higher-level concepts. We experiment with pruning one layer and two layers of leaf nodes in WIKINLI category hierarchies.

Table 4.14 compares the results of adding page titles and pruning different numbers of layers. Adding page titles mostly gives relatively small improvements to the model performance on downstream tasks, which shows that the page title is not a useful addition to WIKINLI. Pruning layers also slightly hurts the model performance. One exception is Break, which shows that solving it requires knowledge of higher-level concepts.

WIKISENTNLI. To investigate the effect of sentential context, we construct another dataset, which we call WIKISENTNLI, that is made up of full sentences. The general idea is to create sentence pairs that only differ by several words by using the hyper-

Sentence 1	Sentence 2	Rel.
He then moved to Scottish society as an actuary for Standard Life Assurance Company. However, he transferred back to London with the company.	He then moved to Edinburgh as an actuary for Standard Life Assurance Company. However, he transferred back to London with the company.	P
Dobroselo () is a village in Croatia . It is connected by the D218 highway. According to the 2011 census, Dobroselo had 117 inhabitants.	Dobroselo () is a village in Southern European countries . It is connected by the D218 highway. Accordingto the 2011 census, Dobroselo had 117 inhabitants.	C
His oldest brother Charuhasan, like Kamal, is a National Film Award-winning actor who appeared in the ladino-language film "Tabarana Kathe".	His oldest brother Charuhasan, like Kamal, is a National Film Award-winning actor who appeared in the Kannada film "Tabarana Kathe".	N

Table 4.15: Examples from WIKISENTNLI. C = child; P = parent; N = neutral. Boldfaced are page titles, WIKINLI categories, or their mentions in the context.

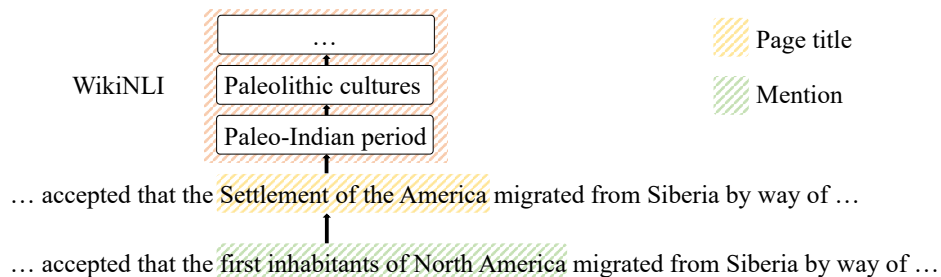


Figure 4.5: An example of WIKISENTNLI and higher-level categories that are used to construct WIKINLI.

links in the Wikipedia sentences. More specifically, for a sentence with a hyperlink (if there are multiple hyperlinks, we will consider them as different instances), we form new sentences by replacing the text mention (marked by the hyperlink) with the page title as well as the categories describing that page. We consider these two sentences forming candidate child-parent relationship pairs. An example is shown in Fig. 4.5. As some page titles or category names do not fit into the context of the sentence, we score them by BERT-large, averaging over the loss spanning that page title or category name. We pick the candidate with the lowest loss. To generate neu-

	MNLI	RTE	PPDB	Break	avg.
BERT	74.4	71.8	68.6	80.2	73.3
WIKINLI	76.4	74.4	71.2	85.7	76.7
+ page & mention	72.2	69.0	70.8	58.5	67.6
WIKISENTNLI	67.0	62.8	69.1	56.9	64.0
WIKISENTNLI cat.	71.8	67.1	70.6	84.0	73.4

Table 4.16: Comparison using WIKISENTNLI. The highest numbers in each column are boldfaced.

tral pairs, we randomly sample 20 categories for a particular page mention in the text and pick the candidate with the lowest loss by BERT-large. WIKISENTNLI is also balanced among three relations (child, parent and neutral), and we experiment with 100k training instances and 5k development instances. Table 4.15 are some examples from WIKISENTNLI.

Table 4.16 shows the results. In comparing WIKINLI to WIKISENTNLI, we observe that adding extra context to WIKINLI does not help on the downstream tasks. It is worth noting that the differences between WIKINLI and WIKISENTNLI are more than sentential context. The categories we considered in WIKISENTNLI are always immediately after Wikipedia pages, limiting the exposure of higher-level categories.

To look into the importance of those categories, we construct another version of WIKISENTNLI by treating the mentions and page title layer as the same level (“WIKISENTNLI cat.”). This effectively gives models pretrained on this version of WIKISENTNLI access to higher-level categories. Practically, when creating child sentences, we randomly choose between keeping the original sentences or replacing the text mention with its linked page title. When creating parent sentences, we replace the text mention with the parent categories of the linked page. Then, we perform the same steps as described in the previous paragraph. Pretraining on WIKISENTNLI cat. gives a sizable improvement compared to pretraining on WIKISENTNLI.

Additionally, we try to add mentions to WIKINLI, which seems to impair the model performance greatly. This also validates our claim that specific knowledge tends to be noisy and less likely to be helpful for downstream tasks. More interestingly, these variants seem to affect Break the most, which is in line with our previous finding that Break favors higher-level knowledge. While most of our findings with

	MNLI	RTE	PPDB	Break	avg.
① 100k	75.6	74.4	71.2	85.7	76.7
① 50k	74.9	74.7	70.8	76.9	74.3
① 50k + ② 50k	75.0	71.5	70.9	80.2	74.4
① 50k + ③ 50k	75.0	73.6	70.7	81.5	75.3

Table 4.17: Combining WIKINLI with other datasets for pretraining. ①=WIKINLI; ②=WordNet; ③=Wikidata.

phrase 1	phrase 2	gold	BERT	WIKINLI	WordNet	Wikidata
car	the trunk	hypernym	other-related	hypernym	hypernym	hypernym
return	return home	hypernym	synonym	hypernym	hypernym	hypernym
boys are	the children are	hyponym	synonym	hyponym	hyponym	hyponym
foreign affairs	foreign minister	other-related	hypernym	other-related	hypernym	hypernym
company	debt	other-related	independent	independent	other-related	other-related
europe	japan	alternation	hypernym	alternation	independent	alternation
family	woman	independent	independent	hypernym	independent	other-related

Table 4.18: Examples from PPDB development set showing the effect of pretraining resources.

sentential context are negative, the WIKISENTNLI cat. variant shows promising improvements over BERT in some of the downstream tasks, demonstrating that a more appropriate way of incorporating higher-level categories can be essential to benefit from WIKISENTNLI in practice.

Combining Multiple Data Sources. We combine multiple data sources for pretraining. In one setting we combine 50k instances of WIKINLI with 50k instances of WordNet, while in the other setting we combine 50k instances of WIKINLI with 50k instances of Wikidata. Table 4.17 compares these two settings for pretraining. WIKINLI works the best when pretrained alone.

Effect of Pretraining Resources. We show several examples of predictions from PPDB in Table 4.18. In general, we observe that without pretraining, BERT tends to predict symmetric categories, such as synonym, or other-related, instead of pre-

	antonym	alternation	hyponym	hypernym
w/	34	51	276	346
w/o	1	35	231	248

Table 4.19: Per category numbers of correctly predicted instances by BERT with or without pretraining on WIKINLI.

dicting entailment-related categories. For example, the phrase pair “car” and “the trunk”, “return” and “return home”, and “boys are” and “the children are”. These are either “hypernym” or “hyponym” relationship, but BERT tends to conflate them with symmetric relationships, such as other-related. To quantify this hypothesis, we compute the numbers of correctly predicted antonym, alternation, hyponym and hypernym and show them in Table 4.19.⁹ It can be seen that with pretraining those numbers increase dramatically, showing the benefit of pretraining on these resources.

We also observe that the model performance can be affected by the coverage of pretraining resources. In particular, for phrase pair “foreign affairs” and “foreign minister”, WIKINLI has a closely related term “foreign affair ministries” and “foreign minister” under the category “international relations”, whereas WordNet does not have these two, and Wikidata only has “foreign minister”.

As another example, consider the phrase pair “company” and “debt”. In WIKINLI, “company” is under the “business” category and debt is under the “finance” category. They are not directly related. In WordNet, due to the polysemy of “company”, “company” and “debt” are both hyponyms of “state”, and in Wikidata, they are both a subclass of “legal concept”.

For the phrase pair “family”/“woman”, in WIKINLI, “family” is a parent category of “wives”, and in Wikidata, they are related in that “family” is a subclass of “group of humans”. In contrast, WordNet does not have such knowledge.

Finetuning with Different Amounts of Data. We now look into the relationship between the benefit of WIKINLI and the number of training instances from downstream tasks (Table 4.20). We compare BERT-large to BERT-large pretrained on WIKINLI when finetuning on 2k, 3k, 5k, 10k, and 20k MNLI or PPDB training instances accordingly. In general, the results show that WIKINLI has more significant improvement with less training data, and the gap between BERT-large and WIKINLI narrows as the training data size increases. We hypothesize that the performance gap does not reduce as expected between 3k and 5k or 10k and 20k due in part to the imbalanced number of instances available for the categories. For example, even when using 20k training instances, some of the PPDB categories are still quite rare.

⁹We observed similar trends when pretraining on the other resources.

	2k	3k	5k	10k	20k
MNLi					
BERT	72.2	74.4	76.6	78.8	80.4
WIKINLI	74.5	75.6	77.3	79.1	80.6
Δ	+2.3	+1.2	+0.7	+0.3	+0.2
PPDB					
BERT	55.5	59.2	59.9	68.1	68.6
WIKINLI	65.0	66.4	67.9	70.2	71.2
Δ	+9.5	+7.2	+8.0	+2.1	+2.6

Table 4.20: Results for varying numbers of MNLi or PPDB training instances. The rows “ Δ ” show improvements from WIKINLI. We use all the training instances for PPDB in the “20k” setting.

	R1	R2	R3
BERT	39.8	37.0	41.3
+ WordNet	41.1	38.2	39.9
+ Wikidata	43.2	39.0	41.8
+ WIKINLI	39.6	38.2	39.3
RoBERTa	46.1	39.3	39.4
+ WordNet	53.7	38.7	37.9
+ Wikidata	51.5	39.6	39.8
+ WIKINLI	51.2	38.1	39.4

Table 4.21: Test results for ANLI.

Evaluating on Adversarial NLI. Adversarial NLI (ANLI; Nie et al., 2020) is collected via an iterative human-and-model-in-the-loop procedure. ANLI has three rounds that progressively increase the difficulty. When finetuning the models for each round, we use the sampled 3k instances from the corresponding training set, perform early stopping on the original development sets, and report results on the original test sets. As shown in Table 4.21, our pretraining approach has diminishing effect as the round number increases. This may due to the fact that humans deem the NLI instances that require world knowledge as the hard ones, and therefore when the round number increases, the training set is likely to have more such instances, which makes pretraining on similar resources less helpful. Table 4.21 also shows that WordNet and Wikidata show stronger performance than WIKINLI. We hypothesize that this is because ANLI has a context length almost 3 times longer than MNLi on average, in which case our phrase-based resources or pretraining approach are not optimal choices. Future research may focus on finding better ways to incorporate sentential context into WIKINLI. For example, we experiment with such a variant of

	fr	ar	ur	zh	avg.
mBERT	61.5	57.3	49.3	57.9	56.5
mWIKINLI	62.5	56.8	51.5	59.9	57.7
trWIKINLI	63.0	57.7	51.3	59.9	58.0
WIKINLI	63.3	57.1	51.8	60.0	58.1
Wikidata	63.2	56.9	49.5	59.8	57.4
WordNet	63.1	56.0	50.5	58.6	57.1

Table 4.22: Test set results for XNLI. mWIKINLI is constructed from Wikipedia in other languages. trWIKINLI is translated from the English WIKINLI. The highest numbers in each column are boldfaced.

WIKINLI (i.e., WIKISENTNLI) in the supplementary material.

We have similar observations that our phrase-based pretraining has complicated effect (e.g., only part of the implicature results shows improvements) when evaluating these resources on IMPPRES (Jeretic et al., 2020), which focuses on the information implied in the sentential context (please refer to the supplementary materials for more details).

4.3.6 Multilingual WIKINLI

Wikipedia has different languages, which naturally motivates us to extend WIKINLI to other languages. We mostly follow the same procedures as English WIKINLI to construct a multilingual version of WIKINLI from Wikipedia in other languages, except that (1) we filter out instances that contain English words for Arabic, Urdu, and Chinese; and (2) we translate the keywords into Chinese when filtering the Chinese WIKINLI. We will refer to this version of WIKINLI as “mWIKINLI”. As a baseline, we also consider “trWIKINLI”, where we translate the English WIKINLI into other languages using Google Translate. We benchmark these resources on XNLI in four languages: French (fr), Arabic (ar), Urdu (ur), and Chinese (zh). When reporting these results, we pretrain multilingual BERT (mBERT; Devlin et al., 2019) on the corresponding resources, finetune it on 3000 instances of the training set, perform early stopping on the development set, and test it on the test set. We always use XNLI from the corresponding language. In addition, we pretrain mBERT on English WIKINLI, Wikidata, and WordNet, finetune and evaluate them on other languages using the same language-specific 3000 NLI pairs mentioned earlier. We note that when pre-

WIKINLI	Chinese mWIKINLI
albums	中国(China)
songs	中华人民共和国(P. R. C.)
players	行政区划(administrative division)
male	人(man)
people	政治(politics)
American	人物(people)
British	各国(countries)
writers	组织(organization)
(band)	各省(provinces)
female	建筑物(building)
templates	美国(American)
music	历史(history)
articles	作品(work)
women	文化(culture)
films	属(category)
French	校友(alumnus)
artists	官员(officer)
German	地理(geography)
rock	公司(company)
musicians	城市(city)
culture	单位(unit)

Table 4.23: Top 20 most frequent words in WIKINLI, and mWIKINLI in Chinese. Each Chinese word is followed by a translation in parenthesis.

training on mWIKINLI or trWIKINLI, we use the versions of these datasets with the same languages as the test sets.

Table 4.22 summarizes the test results on XNLI. In general, pretraining on WIKINLI gives the best results. Phang et al. (2020) also observed that training on English intermediate tasks helps in cross-lingual tasks but in a zero-shot setting. While mWIKINLI is not the best resource, it still gives better results on average than Wikidata, WordNet, and no pretraining at all. The exception is Arabic, where only trWIKINLI performs better than the mBERT baseline. In comparing among different versions of WIKINLI, we find that trWIKINLI performs almost as good as WIKINLI, but for Urdu, trWIKINLI is the worst resource among the three. The variance of trWIKINLI may arise from the variable quality of machine translation across languages.

The accuracy differences between mWIKINLI and WIKINLI could be partly attributed to domain differences across languages. To measure the differences, we

compile a list of the top 20 most frequent words in the Chinese mWIKINLI, shown in Table Table 4.23. The most frequent words for mWIKINLI in Chinese are mostly related to political concepts, whereas WIKINLI offers a broader range of topics.

Future research will be required to obtain a richer understanding of how training on WIKINLI benefits non-English languages more than training on the language-specific mWIKINLI resources. One possibility is the presence of emergent cross-lingual structure in mBERT (Conneau et al., 2020b). Nonetheless, we believe mWIKINLI and our training setup offer a useful framework for further research into multilingual learning with pretrained models.

4.4 Summary

In this chapter, we described approaches to exploiting various naturally-occurring structures on Wikipedia. In Section 4.1, we used hyperlinks as natural supervision for two kinds of entity representations: CER and DER. For CER, we asked models to predict entity descriptions given context sentences in which the entities appear. For DER, we asked models to predict mention texts in the context sentences. Our proposed approaches were evaluated on a benchmark for entity representations and showed promising results.

In Section 4.2, we used article structures to train sentence encoders. The article structures are cast as multi-task learning objectives, encouraging the sentence-level models to encode information with respect to the broader context in which it situates. We evaluated the models on a discourse-related benchmark, finding that using the losses beyond sentences helped model performance on the discourse tasks.

In Section 4.3, we used Wikipedia category graphs to induce knowledge related to textual entailment. We treated the parent-child relations in Wikipedia category graphs as the entailment relations and built a training dataset for textual entailment. We found that training on our proposed datasets improves model performance on low-resource textual entailment tasks and we obtained similar improvements when extending our approaches to multilingual settings.

DISENTANGLING LATENT REPRESENTATIONS FOR INTERPRETABILITY AND CONTROLLABILITY

In this chapter, we describe our contributions to disentangling latent representations using naturally-occurring structures of paired data. In Section 5.1, we presented a multi-task, latent-variable model that disentangles semantics and syntax in sentence representations. The model leverages the fact that the semantics of a paraphrase pair is shared but syntax varies. In Section 5.2, we extend this framework for controlling the syntax of generated text. In this controlled generation setting, we propose to use a sentential exemplar to control the syntax.

The material in this chapter is adapted from Chen et al. (2019d) and Chen et al. (2019c).

5.1 Disentangling Semantics and Syntax in Sentence Representations

5.1.1 Introduction

As generative latent variable models, especially of the continuous variety (Kingma and Welling, 2014; Goodfellow et al., 2014), have become increasingly important in natural language processing (Bowman et al., 2016; Gulrajani et al., 2017), there has been increased interest in learning models where the latent representations are disentangled (Hu et al., 2017). Much of the recent NLP work on learning disentangled representations of text has focused on disentangling the representation of attributes such as sentiment from the representation of content, typically in an effort to better control text generation (Shen et al., 2017a; Zhao et al., 2017; Fu et al., 2018).

In this work, we instead focus on learning sentence representations that disentangle the syntax and the semantics of a sentence. We are moreover interested in disentangling these representations not for the purpose of controlling generation, but for the purpose of calculating semantic or syntactic similarity between sentences (but

not both). To this end, we propose a generative model of a sentence which makes use of both semantic and syntactic latent variables, and we evaluate the induced representations on both standard semantic similarity tasks and on several novel syntactic similarity tasks.

We use a deep generative model consisting of von Mises Fisher (vMF) and Gaussian priors on the semantic and syntactic latent variables (respectively) and a deep bag-of-words decoder that conditions on these latent variables. Following much recent work, we learn this model by optimizing the ELBO with a VAE-like (Kingma and Welling, 2014; Rezende et al., 2014) approach.

Our learned semantic representations are evaluated on the SemEval semantic textual similarity (STS) tasks (Agirre et al., 2012; Cer et al., 2017). Because there has been less work on evaluating syntactic representations of sentences, we propose several new syntactic evaluation tasks, which involve predicting the syntactic analysis of an unseen sentence to be the syntactic analysis of its nearest neighbor (as determined by the latent syntactic representation) in a large set of annotated sentences.

In order to improve the quality and disentanglement of the learned representations, we incorporate simple additional losses in our training, which are designed to force the latent representations to capture different information. In particular, our semantic multi-task losses make use of aligned paraphrase data, whereas our syntactic multi-task loss makes use of word-order information. Additionally, we explore different encoder and decoder architectures for learning better syntactic representations.

Experimentally, we find that by training in this way we are able to force the learned representations to capture different information (as measured by the performance gap between the latent representations on each task). Moreover, we find that we achieve the best performance on all tasks when the learned representations are most disentangled.

5.1.2 Related Work

There is a growing amount of work on learning interpretable or disentangled latent representations in various NLP applications, including sentence sentiment and style

transfer (Hu et al., 2017; Shen et al., 2017a; Fu et al., 2018; Zhao et al., 2018, *inter alia*), morphological reinflection (Zhou and Neubig, 2017), semantic parsing (Yin et al., 2018), text generation (Wiseman et al., 2018), and sequence labeling (Chen et al., 2018a). Another related thread of work is text-based variational autoencoders (Miao et al., 2016; Bowman et al., 2016).

In terms of syntax and semantics in particular, there is a rich history of work in analyzing their interplay in sentences (Jurafsky, 1988; van Valin, Jr., 2005). We do not intend to claim that the two can be entirely disentangled in distinct representations. Rather, our goal is to propose modica of knowledge via particular multi-task losses and measure the extent to which this knowledge leads learned representations to favor syntactic or semantic information from a sentence.

There has been prior work with similar goals for representations of words (Mitchell and Steedman, 2015) and bilexical dependencies (Mitchell, 2016), finding that decomposing syntactic and semantic information can lead to improved performance on semantic tasks. We find similar trends in our results, but at the level of sentence representations. A similar idea has been explored for text generation (Iyyer et al., 2018), where adversarial examples are generated by controlling syntax.

Some of our losses use sentential paraphrases, relating them to work in paraphrase modeling (Wieting et al., 2016; Wieting and Gimpel, 2018). Deudon (2018) proposed a variational framework for modeling paraphrastic sentences and Chen and Gimpel (2020) learned probabilistic representations from paraphrases, but our focus here is on learning disentangled representations.

As part of our evaluation, we develop novel syntactic similarity tasks for sentence representations learned without any syntactic supervision. These evaluations relate to the broad range of work in unsupervised parsing (Klein and Manning, 2004) and part-of-speech tagging (Christodoulopoulos et al., 2010). However, our evaluations differ from previous evaluations in that we employ k -nearest-neighbor syntactic analyzers using our syntactic representations to choose nearest neighbors. There is a great deal of work on applying multi-task learning to various NLP tasks (Plank et al., 2016; Rei, 2017; Augenstein and Søgaard, 2017; Bollmann et al., 2018, *inter alia*) and, recently, as a way of improving the quality or disentanglement of learned representations (Zhao et al., 2017; Goyal et al., 2017; Du et al., 2018; John et al., 2019).

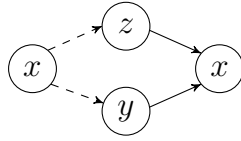


Figure 5.1: Graphical model of VGVAE. Dashed lines indicate inference model. Solid lines indicate generative model.

5.1.3 Model and Parameterization

Our goal is to extract the disentangled semantic and syntactic information from sentence representations. To achieve this, we introduce the vMF-Gaussian Variational Autoencoder (VGVAE). As shown in Fig. 5.1, VGVAE assumes a sentence is generated by conditioning on two independent variables: semantic variable y and syntactic variable z . In particular, our model gives rise to the following joint likelihood

$$\begin{aligned} p_\theta(x, y, z) &= p_\theta(y)p_\theta(z)p_\theta(x|y, z) \\ &= p_\theta(y)p_\theta(z) \prod_{t=1}^T p(x_t|y, z) \end{aligned}$$

where x_t is the t th word of x , T is the sentence length, and $p(x_t|y, z)$ is given by a softmax over a vocabulary of size V . Further details on the parameterization are given below.

To perform inference, we assume a factored posterior $q_\phi(y, z|x) = q_\phi(y|x)q_\phi(z|x)$, as has been used in prior work (Zhou and Neubig, 2017; Chen et al., 2018a). Learning of VGVAE maximizes a lower bound on marginal log-likelihood:

$$\begin{aligned} \log p_\theta(x) &\geq \mathbb{E}_{\substack{y \sim q_\phi(y|x) \\ z \sim q_\phi(z|x)}} [\log p_\theta(x|z, y) - \log \frac{q_\phi(z|x)}{p_\theta(z)} - \log \frac{q_\phi(y|x)}{p_\theta(y)}] \\ &= \mathbb{E}_{\substack{y \sim q_\phi(y|x) \\ z \sim q_\phi(z|x)}} [\log p_\theta(x|z, y)] - KL(q_\phi(z|x)||p_\theta(z)) - KL(q_\phi(y|x)||p_\theta(y)) \end{aligned}$$

VGVAE uses two distribution families in defining the posterior over latent variables, namely, the von Mises-Fisher (vMF) distribution and the Gaussian distribution (See Section 2.3.2 for background materials on these two distributions).

Inference and Generative Models. The inference models $q_\phi(y|x)$ and $q_\phi(z|x)$ are two independent word averaging encoders with additional linear feedforward neu-

ral networks for producing $\mu(x)$ and $\sigma(x)$ (or $\kappa(x)$). The generative model $p_\theta(x|y, z)$ is a feedforward neural network g_θ with the output being a bag of words. In particular, the expected output log-probability (the first term in Section 5.1.3) is computed as follows:

$$\mathbb{E}_{\substack{y \sim q_\phi(y|x) \\ z \sim q_\phi(z|x)}} [\log p_\theta(x|y, z)] = \mathbb{E}_{\substack{y \sim q_\phi(y|x) \\ z \sim q_\phi(z|x)}} \left[\sum_{t=1}^T \log \frac{\exp g_\theta([y; z]_{x_t})}{\sum_{j=1}^V \exp g_\theta([y; z]_j)} \right]$$

where V is the vocabulary size, $[\cdot]$ indicates concatenation, T is the sentence length and x_t is the index of the t 'th word's word type.

Recurrent Neural Networks. To facilitate better learning of syntax, we also consider replacing both the generative and inference models with RNN-based sequence models, rather than bag-of-words models. In this setting, the generative model $p_\theta(x|y, z)$ is a unidirectional LSTM and a linear feedforward neural network for predicting the word tokens. The expected output log-probability is computed as follows:

$$\mathbb{E}_{\substack{y \sim q_\phi(y|x) \\ z \sim q_\phi(z|x)}} [\log p_\theta(x|y, z)] = \mathbb{E}_{\substack{y \sim q_\phi(y|x) \\ z \sim q_\phi(z|x)}} \left[\sum_{t=1}^T \log p_\theta(x_t|y, z, x_{1:t-1}) \right]$$

where V is the vocabulary size, T is the sentence length and x_t is the index of the t 'th word's word type.

The inference model $q_\phi(y|x)$ is still a word averaging encoder, but $q_\phi(z|x)$ is parameterized by a bidirectional LSTM, where we concatenate the forward and backward hidden states and then take the average. The output of the LSTM is then used as input to a feedforward network with one hidden layer for producing $\mu(x)$ and $\sigma(x)$ (or $\kappa(x)$).

In the following sections, we will introduce several losses that will be added into the training of our base model, which empirically shows the ability of further disentangling the functionality between the semantic variable y and the syntactic variable z .

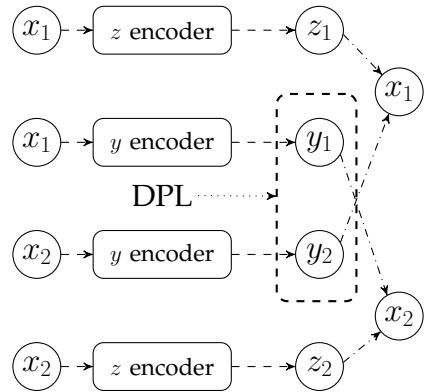


Figure 5.2: Diagram showing the training process when using the discriminative paraphrase loss (DPL; dotted lines) and paraphrase reconstruction loss (PRL; dash-dotted lines). The pair (x_1, x_2) is a sentential paraphrase pair, the y 's are the semantic variables corresponding to each x , and the z 's are syntactic variables.

5.1.4 Multi-Task Training

We attempt to improve the quality and disentanglement of our semantic and syntactic representations by introducing additional losses, which encourage y to capture semantic information and z to capture syntactic information. We elaborate on these losses below.

Paraphrase Reconstruction Loss Our first loss is a paraphrase reconstruction loss (PRL). The key assumption underlying the PRL is that for a paraphrase pair x_1, x_2 , the semantic information is equivalent between the two sentences and only the syntactic information varies. To impose such constraints, PRL is defined as

$$\mathbb{E}_{\substack{y_2 \sim q_\phi(y|x_2) \\ z_1 \sim q_\phi(z|x_1)}} [-\log p_\theta(x_1|y_2, z_1)] + \mathbb{E}_{\substack{y_1 \sim q_\phi(y|x_1) \\ z_2 \sim q_\phi(z|x_2)}} [-\log p_\theta(x_2|y_1, z_2)]$$

That is, we swap the semantic variables, keep the syntactic variables, and attempt to reconstruct the sentences (shown in Fig. 5.2). While instead of using a multi-task objective we could directly model paraphrases x_1 and x_2 as being generated by the same y (which naturally suggests a product-of-experts style posterior, as in Wu and Goodman (2018)), we found that for the purposes of our downstream tasks training with the multi-task loss gave superior results.

Discriminative Paraphrase Loss Our second loss is a discriminative paraphrase loss (DPL). The DPL explicitly encourages the similarity of paraphrases x_1, x_2 to be scored higher than the dissimilar sentences n_1, n_2 (i.e., negative samples; see Section 5.1.5 for more details) by a given margin δ . As shown in Fig. 5.2, the similarity function in this loss only uses the semantic variables in the sentences. The loss is defined as

$$\max(0, \delta - d(x_1, x_2) + d(x_1, n_1)) + \max(0, \delta - d(x_1, x_2) + d(x_2, n_2))$$

The similarity function we choose is the cosine similarity between the mean directions of the semantic variables from the two sentences:

$$d(x_1, x_2) = \text{cosine}(\mu_\alpha(x_1), \mu_\alpha(x_2))$$

Word Position Loss It has been observed in previous work that word order typically contributes little to the modelling of semantic similarity (Wieting et al., 2016). We interpret this as evidence that word position information is more relevant to syntax than semantics, at least as evaluated by STS tasks. To guide the syntactic variable to represent word order, we introduce a word position loss (WPL). Although our word averaging encoders only have access to the bag of words of the input, using this loss can be viewed as a denoising autoencoder where we have maximal input noise (i.e., an orderless representation of the input) and the encoders need to learn to reconstruct the ordering.

For both word averaging encoders and LSTM encoders, WPL is parameterized by a three-layer feedforward neural network $f(\cdot)$ with input from the concatenation of the samples of the syntactic variable z and the embedding vector e_i at input position i ; we then attempt to predict a one-hot vector representing the position i . More specifically, we define

$$\text{WPL} \stackrel{\text{def}}{=} \mathbb{E}_{z \sim q_\phi(z|x)} \left[- \sum_i \log \text{softmax}(f([e_i; z]))_i \right]$$

where $\text{softmax}(\cdot)_i$ indicates the probability at position i .

5.1.5 Experimental Setup

KL Weight. Following previous work on VAEs (Higgins et al., 2017; Alemi et al., 2017), we attach a weight to the KL divergence and tune it based on development set performance.

Negative Samples. When applying DPL, we select negative samples based on maximizing cosine similarity to sentences from a subset of the data. In particular, we accumulate k mini-batches during training, yielding a “mega-batch” S (Wieting and Gimpel, 2018). Then the negative samples are selected based on the following criterion:

$$n_1 = \operatorname{argmax}_{n \in S \wedge n \neq x_2} \operatorname{cosine}(\mu_\alpha(x_1), \mu_\alpha(n))$$

where x_1, x_2 forms the paraphrase pair and the mega-batch size is fixed to $k = 20$ for all of our experiments. Since all of our models are trained from scratch, we observed some instabilities with DPL during the initial stages of training. We suspect that this is because the negative samples at these initial stages are of low quality. To overcome this issue, DPL is included starting at the second epoch of training so that the models can have a warm start.

Training Setup. We subsampled half a million paraphrase pairs from ParaNMT-50M (Wieting and Gimpel, 2018) as our training set. We use SemEval semantic textual similarity (STS) task 2017 (Cer et al., 2017) as a development set. For semantic similarity evaluation, we use the STS tasks from 2012 to 2016 (Agirre et al., 2012, 2013, 2014, 2015, 2016) and the STS benchmark test set (Cer et al., 2017). For evaluating syntactic similarity, we propose several evaluations. One uses the gold parse trees from the Penn Treebank (Marcus et al., 1993), and the others are based on automatically tagging and parsing five million paraphrases from ParaNMT-50M; we describe these tasks in detail below.

For hyperparameters, the dimensions of the latent variables are 50. The dimensions of word embeddings are 50. We use cosine similarity as similarity metric for all of our experiments. We tune the weights for PRL and reconstruction loss from 0.1 to 1 in increments of 0.1 based on the development set performance. We use one sample from each latent variable during training. When evaluating VGVAE based

models on STS tasks, we use the mean direction of the semantic variable y , while for syntactic similarity tasks, we use the mean vector of the syntactic variable z .

Baselines Our baselines are a simple word averaging (WORDAVG) model and bidirectional LSTM averaging (BLSTMAVG) model, both of which have been shown to be very competitive for modeling semantic similarity when trained on paraphrases (Wieting and Gimpel, 2018). Specifically, WORDAVG takes the average over the word embeddings in the input sequence to obtain the sentence representation. BLSTMAVG uses the averaged hidden states of a bidirectional LSTM as the sentence representation, where forward and backward hidden states are concatenated. These models use 50 dimensional word embeddings and 50 dimensional LSTM hidden vectors per direction. These baselines are trained with DPL only. Additionally, we scramble the input sentence for BLSTMAVG since it has been reported beneficial for its performance in semantic similarity tasks (Wieting and Gimpel, 2017).

We also benchmark several pretrained embeddings on both semantic similarity and syntactic similarity datasets, including GloVe,¹ Skip-thought,² InferSent,³ ELMo,⁴ and BERT.⁵ For GloVe, we average word embeddings to form sentence embeddings. For ELMo, we average the hidden states from three layers and then average the hidden states across time steps. For BERT, we use the averaged hidden states from the last attention block. Code is available at <https://github.com/mingdachen/disentangle-semantic-syntax>.

5.1.6 Experimental Results

Semantic Similarity. As shown in Table 5.1, the semantic and syntactic variables of our base VGVAE model show similar performance on the STS test sets. As we begin adding multi-task losses, however, the performance of these two variables gradually diverges, indicating that different information is being captured in the

¹We use 300 dimensional Common Crawl embeddings available at nlp.stanford.edu/projects/glove

²github.com/ryankiros/skip-thoughts

³We use model V1 available at github.com/facebookresearch/InferSent

⁴We use the original model available at allennlp.org/elmo

⁵We use bert-large-uncased available at github.com/huggingface/pytorch-pretrained-BERT

	semantic var.		syntactic var.	
	bm	avg	bm	avg
GloVe	39.0	48.7	-	-
SkipThought	42.1	42.0	-	-
InferSent	67.8	61.0	-	-
ELMo	57.7	60.3	-	-
BERT	4.5	15.0	-	-
WORDAVG	71.9	64.8	-	-
BLSTM AVG	71.4	64.4	-	-
VGVAE	45.5	42.7	40.8	43.2
VGVAE + WPL	51.5	49.3	28.1	31.0
VGVAE + DPL	68.4	58.2	37.8	40.5
VGVAE + PRL	67.9	57.8	29.6	32.7
VGVAE + PRL + WPL	69.8	61.3	23.2	27.9
VGVAE + PRL + DPL	71.2	64.2	31.7	33.9
VGVAE + DPL + WPL	71.0	63.5	24.1	29.0
ALL	72.3	65.1	20.1	24.2
ALL + LSTM enc.	72.5	65.1	16.3	24.5
ALL + LSTM enc. & dec.	72.9	65.5	11.3	19.3

Table 5.1: Pearson correlation (%) for STS test sets. bm: STS benchmark test set. avg: the average of Pearson correlation for each domain in the STS test sets from 2012 to 2016. Results are in bold if they are highest in the “semantic variable” columns or lowest in the “syntactic variable” columns. “ALL” indicates all of the multi-task losses are used.

two variables. More interestingly, note that when *any* of the three losses is added to the base VGVAE model (even the WPL loss which makes no use of paraphrases), the performance of the semantic variable increases and the performance of the syntactic variable decreases; this suggests that each loss is useful in encouraging the latent variables to learn complementary information.

Indeed, the trend of additional losses both increasing semantic performance and decreasing syntactic performance holds even as we use more than two losses, except for the single case of VGVAE + PRL + DPL, where the syntactic performance increases slightly. Finally, we see that when the bag-of-words VGVAE model is used with all of the multi-task losses (“ALL”), we observe a large gap between the performance of the semantic and syntactic latent variables, as well as strong performance on the STS tasks that outperforms all baselines.

Using LSTM modules further strengthens the disentanglement between the two variables and leads to even better semantic performance. While using an LSTM en-

	Constituent Parsing (TED, ↓)		Constituent Parsing (F_1 , ↑)		POS Tagging (%Acc., ↑)	
GloVe	120.8		27.3		23.9	
Skip-thought	99.5		30.9		29.6	
InferSent	138.9		28.0		25.1	
ELMo	103.8		30.4		27.8	
BERT	101.7		28.6		25.4	
Random baseline	121.4		19.2		12.9	
Upper bound perf.	51.6		71.1		62.3	
WORDAVG	107.0		25.5		21.4	
BLSTMAVG	106.8		25.7		21.6	
	semantic var.	syntactic var.	semantic var.	syntactic var.	semantic var.	syntactic var.
VGVAE	109.3	111.4	25.2	25.0	21.1	21.0
VGVAE + WPL	112.3	105.9	24.1	28.2	20.3	24.2
VGVAE + DPL	108.1	110.6	25.1	26.1	21.3	21.8
VGVAE + PRL	111.9	110.9	24.7	26.9	21.0	22.2
VGVAE + DPL + WPL	111.2	105.0	25.1	28.8	21.5	24.6
VGVAE + PRL + DPL	108.0	110.4	25.0	26.2	21.1	22.1
VGVAE + PRL + WPL	109.4	105.1	24.4	28.1	20.6	23.6
ALL	110.0	104.7	25.4	29.3	21.4	25.5
ALL + LSTM enc.	112.0	101.0	25.7	37.3	22.1	34.0
ALL + LSTM enc. & dec.	114.6	100.5	25.3	38.8	21.4	35.7

Table 5.2: Syntactic similarity evaluations, showing tree edit distance (TED) and labeled F_1 score for constituent parsing, and accuracy (%) for part-of-speech tagging. Numbers are boldfaced if they are worst in the “semantic variable” column or best in the “syntactic variable” column. “ALL” indicates all the multi-task losses are used.

coder and a bag-of-words decoder is difficult to justify from a generative modeling perspective, we include results with this configuration to separate out the contributions of the LSTM encoder and decoder.

Syntactic Similarity. So far, we have only confirmed empirically that the syntactic variable has learned to *not* capture semantic information. To investigate what the syntactic variable has captured, we propose several syntactic similarity tasks.

In particular, we consider using the syntactic latent variable in calculating nearest neighbors for a 1-nearest-neighbor syntactic parser or part-of-speech tagger. We use our latent variables to define the similarity function in these settings and evaluate the quality of the output parses and tag sequences using several metrics.

Our first evaluation involves constituency parsing, and we use the standard training and test splits from the Penn Treebank. We predict a parse tree for each sentence in the test set by finding its nearest neighbor in the training set based on

the cosine similarity of the mean vectors for the syntactic variables. The parse tree of the nearest neighbor will then be treated as our prediction for the test sentence. Since the train and test sentences may differ in length, standard parse evaluation metrics are not applicable, so we use tree edit distance Zhang and Shasha (1989)⁶ to compute the distance between two parse tree without considering word tokens.

To better understand the difficulty of this task, we introduce two baselines. The first randomly selects a training sentence. We calculate its performance by running it ten times and then reporting the average. We also report the upper bound performance given the training set. Since computing tree edit distance is time consuming, we subsample 100 test instances and compute the minimum tree edit distance for each sampled instance. Thus, this number can be seen as the approximated upper bound performance for this task given the training set.

To use a more standard metric for these syntactic similarity tasks, we must be able to retrieve training examples with the same number of words as the sentence we are trying to parse. We accordingly parse and tag the five million paraphrase subset of the ParaNMT training data using Stanford CoreNLP (Manning et al., 2014). To form a test set, we group sentences in terms of sentence length and subsample 300 sentences for each sentence length. After removing the paraphrases of the sentences in the test set, we use the rest of the training set as candidate sentences for nearest neighbor search, and we restrict nearest neighbors to have the same sentence length as the sentence we are attempting to parse or tag, which allows us to use standard metrics like labeled F_1 score and tagging accuracy for evaluation.

As shown in Table 5.2, the syntactic variables and semantic variables demonstrate similar trends across these three syntactic tasks. Interestingly, both DPL and PRL help to improve the performance of the syntactic variables, even though these two losses are only imposed on the semantic variables. We saw an analogous pattern in Table 5.1, which again suggests that by pushing the semantic variables to learn information shared by paraphrastic sentences, we also encourage the syntactic variables to capture complementary syntactic information. We also find that adding WPL brings the largest improvement to the syntactic variable, and keeps the syntactic information carried by the semantic variables at a relatively low level. Finally, when adding all three losses, the syntactic variable shows the strongest performance

⁶github.com/timtadh/zhang-shasha

starting	<i>syntactic</i> : getting heading sitting chasing taking <i>semantic</i> : begin start stopping forward rising
area	<i>syntactic</i> : engines certificate guests bottle pieces <i>semantic</i> : sector location zone fields rooms field
considered	<i>syntactic</i> : stable limited odd scary classified awful <i>semantic</i> : thought assumed regard reasons wished
jokes	<i>syntactic</i> : gentlemen photos finding baby missile <i>semantic</i> : funny humor prize stars cookie ideal
times	<i>syntactic</i> : princess officer wounds plan gang user <i>semantic</i> : twice later thousand often seven time

Table 5.3: Examples of the most similar words to particular query words using syntactic variable (first row) or semantic variable (second row).

across the three tasks.

In addition, we observe that the use of the LSTM encoder improves syntactic performance by a large margin and the LSTM decoder improves further, which suggests that the use of the LSTM decoder contributes to the amount of syntactic information represented in the syntactic variable.

Among pretrained representations, Skip-thought shows the strongest performance overall and ELMo has the second best performance in the last two columns. While InferSent performs worst in the first column, it gives reasonable performance for the other two. BERT performs relatively well in the first column but worse in the other two.

5.1.7 Analysis

Qualitative Analysis. To qualitatively evaluate our latent variables, we find (via cosine similarity) nearest neighbor sentences to test set examples in terms of both the semantic and syntactic representations. We also find nearest neighbors of words (which we view as single-word sentences). We discuss the results of this analysis below.

Lexical Analysis. Table 5.3 shows word nearest neighbors for both syntactic and semantic representations. We see that the most similar words found by the syntactic variable share the same part-of-speech tags with the query words. For example,

Query Sentence	Semantically Similar	Syntactically Similar
i have much more colours at home .	even if there was food , would n't it be at least 300 years old ?	you have a beautiful view from here .
victor had never known darkness like it .	he had never experienced such darkness as this .	you seem like a really nice kid .
this is , uh , too serious .	but this is too serious .	it is , however , illegal discrimination .
you 're gon na save her life .	you will save her .	you 're gon na give a speech .
we 've got to get a move on .	come on , we got ta move .	you 'll have to get in there .
and that was usually the highlight of my day .	i really enjoyed it when i did it .	and yet that was not the strangest aspect of the painting .
we do need to collect our taxes somehow .	we have to earn the money we need .	now i have to do my job .
this is just such a surprise .	oh . this is a surprise .	this is just a little gain .
okay . aw , that 's so romantic .	it 's so romantic !	oh . well , that 's not good .
we 're gon na have to do something about this .	we 'll have to do something about that .	we 're gon na have to do something about yours .

Table 5.4: Examples of most similar sentences to particular query sentences in terms of the semantic variable or the syntactic variable.

“starting” is close to “getting” and “taking,” even though these words are not semantically similar. Words retrieved according to the semantic variable, however, are more similar semantically, e.g., “begin” and “starts”. As another example, “times” is similar to words that are either related to descriptions of frequency (e.g., “twice” and “often”) or related to numbers (e.g., “thousand”, “seven”).

Sentential Analysis. As shown in Table 5.4, sentences that are similar in terms of their semantic variables tend to have similar semantics. However, sentences that are similar in terms of their syntactic variables are mostly semantically unrelated but have similar surface forms. For example, “you 're gon na save her life .” has the same meaning as “you will save her .” while having a similar syntactic structure to “you 're gon na give a speech .” (despite having very different meanings). As another example, although the semantic variable does not find a good match for “i have much more colours at home .”, which can be attributed to the limited size of candidate sentences, the nearest syntactic neighbor (“you have a beautiful view from here .”) has a very similar syntactic structure to the query sentence.

5.2 Controllable Paraphrase Generation with a Syntactic Exemplar

5.2.1 Introduction

Controllable text generation has recently become an area of intense focus in the NLP community. Recent work has focused both on generating text satisfying certain stylistic requirements such as being formal or exhibiting a particular sentiment (Hu et al., 2017; Shen et al., 2017a; Ficler and Goldberg, 2017), as well as on generating text meeting structural requirements, such as conforming to a particular template (Iyyer et al., 2018; Wiseman et al., 2018).

These systems can be used in various application areas, such as text summarization (Fan et al., 2018a), adversarial example generation (Iyyer et al., 2018), dialogue (Niu and Bansal, 2018), and data-to-document generation (Wiseman et al., 2018). However, prior work on controlled generation has typically assumed a known, finite set of values that the controlled attribute can take on. In this work, we are interested instead in the novel setting where the generation is controlled through an exemplar sentence (where any syntactically valid sentence is a valid exemplar). We will focus in particular on using a sentential exemplar to control the syntactic realization of a generated sentence. This task can benefit natural language interfaces to information systems by suggesting alternative invocation phrases for particular types of queries (Kumar et al., 2017). It can also bear on dialogue systems that seek to generate utterances that fit particular functional categories (Ke et al., 2018).

To address this task, we propose a deep generative model with two latent variables, which are designed to capture semantics and syntax. To achieve better disentanglement between these two variables, we design multi-task learning objectives that make use of paraphrases and word order information. To further facilitate the learning of syntax, we additionally propose to train the syntactic component of our model with word noising and latent word-cluster codes. Word noising randomly replaces word tokens in the syntactic inputs based on a part-of-speech tagger used only at training time. Latent codes create a bottleneck layer in the syntactic encoder, forcing it to learn a more compact notion of syntax. The latter approach also learns interpretable word clusters. Empirically, these learning criteria and neural architec-

<p><i>X</i>: his teammates' eyes got an ugly, hostile expression.</p> <p><i>Y</i>: the smell of flowers was thick and sweet.</p> <p><i>Z</i>: the eyes of his teammates had turned ugly and hostile.</p>
<p><i>X</i>: we need to further strengthen the agency's capacities.</p> <p><i>Y</i>: the damage in this area seems to be quite minimal.</p> <p><i>Z</i>: the capacity of this office needs to be reinforced even further.</p>

Figure 5.3: Examples from our annotated evaluation dataset of paraphrase generation using semantic input X (red), syntactic exemplar Y (blue), and the reference output Z (black).

tures lead to better generation quality and generally better disentangled representations.

To evaluate this task quantitatively, we manually create an evaluation dataset containing triples of a semantic exemplar sentence, a syntactic exemplar sentence, and a reference sentence incorporating the semantics of the semantic exemplar and the syntax of the syntactic exemplar. This dataset is created by first automatically finding syntactic exemplars and then heavily editing them by ensuring (1) semantic variation between the syntactic inputs and the references, (2) syntactic similarity between the syntactic inputs and the references, and (3) syntactic variation between the semantic input and references. Examples are shown in Fig. 5.3. This dataset allows us to evaluate different approaches quantitatively using standard metrics, including BLEU (Papineni et al., 2002) and ROUGE (Lin, 2004). As the success of controllability of generated sentences also largely depends on the syntactic similarity between the syntactic exemplar and the reference, we propose a “syntactic similarity” metric based on evaluating tree edit distance between constituency parse trees of these two sentences after removing word tokens.

Empirically, we benchmark the syntactically-controlled paraphrase network (SCPN) of Iyyer et al. (2018) on this novel dataset, which shows strong performance with the help of a supervised parser at test-time but also can be sensitive to the quality of the parse predictor. We show that using our word position loss effectively characterizes syntactic knowledge, bringing consistent and sizeable improvements over syntactic-related evaluation. The latent code module learns interpretable latent representations. Additionally, all of our models can achieve improvements over baselines. Qualitatively, we show that our models do suffer from the lack of an

abstract syntactic representation, though we also show that SCPN and our models exhibit similar artifacts.

5.2.2 Related Work

We focus primarily on the task of paraphrase generation, which has received significant recent attention (Quirk et al., 2004; Prakash et al., 2016; Mallinson et al., 2017; Dong et al., 2017; Ma et al., 2018b; Li et al., 2018, *inter alia*).

In seeking to control generation with exemplars, our approach relates to recent work in controllable text generation. Whereas much work on controllable text generation seeks to control distinct attributes of generated text (e.g., its sentiment or formality) (Hu et al., 2017; Shen et al., 2017a; Fidler and Goldberg, 2017; Fu et al., 2018; Zhao et al., 2018, *inter alia*), there is also recent work which attempts to control structural aspects of the generation, such as its latent (Wiseman et al., 2018) or syntactic (Iyyer et al., 2018) template. Our work is closely related to this latter category, and to the syntactically-controlled paraphrase generation of Iyyer et al. (2018) in particular, but our proposed model is different in that it simply uses a single *sentence* as a syntactic exemplar rather than requiring a supervised parser. This makes our setting closer to style transfer in computer vision, in which an image is generated that combines the content from one image and the style from another (Gatys et al., 2016). In particular, in our setting, we seek to generate a sentence that combines the semantics from one sentence with the syntax from another, and so we only require a pair of (unparsed) sentences. We also note concurrent work that attempts to use sentences as exemplars in controlling generation (Lin et al., 2020b) in the context of data-to-document generation (Wiseman et al., 2017).

Another related line of work builds generation upon sentential exemplars (Guu et al., 2018; Weston et al., 2018; Pandey et al., 2018; Cao et al., 2018; Peng et al., 2019) in order to improve the quality of the generation itself, rather than to allow for control over syntactic structures.

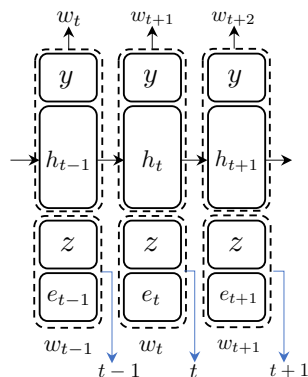


Figure 5.4: Diagram showing training of the decoder. Blue lines indicate the word position loss (WPL).

5.2.3 Model and Training

Given two sentences X and Y , our goal is to generate a sentence Z that follows the syntax of Y and the semantics of X . We refer to X and Y as the semantic template and syntactic template, respectively.

To solve this problem, we adapt the VGVAE model described in Section 5.1. In particular, we assume a generative model that has two latent variables: y for semantics and z for syntax (as depicted in Fig. 5.1).

Decoders. As shown in Fig. 5.4, at each time step, we concatenate the syntactic variable z with the previous word’s embedding as the input to the decoder and concatenate the semantic variable y with the hidden vector output by the decoder for predicting the word at the next time step. Note that the initial hidden state of the decoder is always set to zero.

Latent Codes for Syntactic Encoder Since what we want from the syntactic encoder is only the syntactic structure of a sentence, using standard word embeddings tends to mislead the syntactic encoder to believe the syntax is manifested by the exact word tokens. An example is that the generated sentence often preserves the exact pronouns or function words in the syntactic input instead of making necessary changes based on the semantics. To alleviate this, we follow Chen and Gimpel (2018) to represent each word with a latent code (LC) for word clusters within the

Word tokens	something	funny	happened	this	...
POS tags	NN	JJ	VBD	DT	
	eyebrow	snotty	locked	an	
	loss	muddy	cackled	another	
	concern	green	rebuked	those	
	smoke	spiteful	nodded	all	
	

Figure 5.5: An example of word noising. For each word token in the training sentences, we randomly replace it with other words that share the same POS tags.

word embedding layer. Our goal is for this to create a bottleneck layer in the word embeddings, thereby forcing the syntactic encoder to learn a more abstract representation of the syntax. However, since our purpose is not to reduce model size (unlike Chen and Gimpel, 2018), we marginalize out the latent code to get the embeddings during both training and testing. That is,

$$e_w = \sum_{c_w} p(c_w) v_{c_w}$$

where c_w is the latent code for word w , v_{c_w} is the vector for latent code c_w , and e_w is the resulting word embedding for word w . In our models, we use 10 binary codes produced by 10 feedforward neural networks based on a shared word embedding, and then we concatenate these 10 individual cluster vectors to get the final word embeddings.

Multi-Task Training. Aside from ELBO, we use multi-task training losses: PRL and WPL, as described in Section 5.1.4.

Word Noising via Part-of-Speech Tags. In practice, we often observe that the syntactic encoder tends to remember word types instead of learning syntactic structures. To provide a more flexible notion of syntax, we add word noising (WN) based on part-of-speech (POS) tags. More specifically, we tag the training set using the Stanford POS tagger (Toutanova et al., 2003). Then we group the word types based on the top two most frequent tags for each word type. During training, as shown in Fig. 5.5, we noise the syntactic inputs by randomly replacing word tokens based on

the groups and tags we obtained. This provides our framework many examples of word interchangeability based on POS tags, and discourages the syntactic encoder from memorizing the word types in the syntactic input. When using WN, the probability of noising a word is tuned based on development set performance.

5.2.4 Experimental Setup

Training Setup. For training with the PRL, we require a training set of sentential paraphrase pairs. We use ParaNMT, a dataset of approximately 50 million paraphrase pairs. To ensure there is enough variation between paraphrases, we filter out paraphrases with high BLEU score between the two sentences in each pair, which leaves us with around half a million paraphrases as our training set. All hyperparameter tuning is based on the BLEU score on the development set (see appendix for more details). Code and data are available at <https://github.com/mingdachen/syntactic-template-generation>.

Evaluation Dataset and Metrics. To evaluate models quantitatively, we manually annotate 1300 instances based on paraphrase pairs from ParaNMT independent from our training set. Each instance in the annotated data has three sentences: semantic input, syntactic input, and reference, where the semantic input and the reference can be seen as human generated paraphrases and the syntactic input shares its syntax with the reference but is very different from the semantic input in terms of semantics. The differences among these three sentences ensure the difficulty of this task. Fig. 5.3 shows examples.

The annotation process involves two steps. We begin with a paraphrase pair $\langle u, v \rangle$. First, we use an automatic procedure to find, for each sentence u , a syntactically-similar but semantically-different other sentence t . We do this by seeking sentences t with high edit distance of predicted POS tag sequences and low BLEU score with u . Then we manually edit all three sentences to ensure (1) strong semantic match and large syntactic variation between the semantic input u and reference v , (2) strong semantic match between the syntactic input t and its post-edited version, and (3) strong syntactic match between the syntactic input t and the reference v . We randomly pick 500 instances as our development set and use the remaining 800 in-

stances as our test set. We perform additional manual filtering and editing of the test set to ensure quality.

For evaluation, we consider two categories of automatic evaluation metrics, designed to capture different components of the task. To measure roughly the amount of semantic content that matches between the predicted output and the reference, we report BLEU score (BL), METEOR score (MET; Banerjee and Lavie, 2005) and three ROUGE scores, including ROUGE-1 (R-1), ROUGE-2 (R-2) and ROUGE-L (R-L). Even though these metrics are not purely based on semantic matching, we refer to them in this paper as “semantic metrics” to differentiate them from our second metric category, which we refer to as a “syntactic metric”. For the latter, to measure the syntactic similarity between generated sentences and the reference, we report the syntactic tree edit distance (ST). To compute ST, we first parse the sentences using Stanford CoreNLP, and then compute the tree edit distance (Zhang and Shasha, 1989) between constituency parse trees after removing word tokens.

Baselines. We report results for three baselines. The first two baselines directly output the corresponding syntactic or semantic input for each instance. For the last baseline, we consider SCPN (Iyyer et al., 2018). As SCPN requires parse trees for both the syntactic and semantic inputs, we follow the process in their paper and use the Stanford shift-reduce constituency parser (Manning et al., 2014) to parse both, then use the parsed sentences as inputs to SCPN. We report results for SCPN when using only the top two levels of the parse as input (template) and using the full parse as input (full parse).

5.2.5 Experimental Results

As shown in Table 5.5, simply outputting the semantic input shows strong performance across the BLEU, ROUGE, and METEOR scores, which are more relevant to semantic similarity, but shows much worse performance in terms of ST. On the other hand, simply returning the syntactic input leads to lower BLEU, ROUGE, and METEOR scores but also a very strong ST score. These trends provide validation of the evaluation dataset, as they show that the reference and the semantic input match more strongly in terms of their semantics than in terms of their syntax, and also that

	BLEU (↑)	ROUGE-1 (↑)	ROUGE-2 (↑)	ROUGE-L (↑)	METEOR (↑)	ST (↓)
Return-input baselines						
Semantic input	18.5	50.6	23.2	47.7	28.8	12.0
Syntactic input	3.3	24.4	7.5	29.1	12.1	5.9
Our work						
VGVAE	3.5	24.8	7.3	29.7	12.6	10.6
VGVAE + WPL	4.5	26.5	8.2	31.5	13.3	10.0
VGVAE + LC	3.3	24.0	7.2	29.4	12.5	9.1
VGVAE + LC + WPL	5.9	29.1	10.2	33.0	14.5	9.0
VGVAE + WN	13.0	43.2	20.2	47.0	23.8	6.8
VGVAE + WN + WPL	13.2	43.4	20.3	47.0	23.9	6.7
ALL	13.6	44.7	21.0	48.3	24.8	6.7
Prior work using supervised parsers						
SCPN + template	17.8	47.9	22.8	48.5	27.3	9.9
SCPN + full parse	19.2	50.4	26.1	53.5	28.4	5.9

Table 5.5: Test results. The final metric (ST) measures the syntactic match between the output and the reference. ALL: VGVAE + LC + WN + WPL.

the reference and the syntactic input match more strongly in terms of their syntax than in terms of their semantics. The goal in developing systems for this task is then to produce outputs with higher semantic metric scores than the syntactic input baseline and simultaneously higher syntactic scores than the semantic input baseline.

Among our models, adding WPL leads to gains across both the semantic and syntactic metric scores. The gains are much larger without WN, but even with WN, adding WPL improves nearly all scores. Adding LC typically helps the semantic metrics (at least when combined with WPL) without harming the syntactic metric (ST). We see the largest improvements, however, by adding WN, which uses an automatic part-of-speech tagger at training time only. Both the semantic and syntactic metrics increase consistently with WN, as the syntactic variable is shown many examples of word interchangeability based on POS tags.

While the SCPN yields very strong metric scores, there are several differences that make the SCPN results difficult to compare to those of our models. In particular, the SCPN uses a supervised parser both during training and at test time, while our strongest results merely require a POS tagger and only use it at training time. Furthermore, since ST is computed based on parse trees from a parser, systems that explicitly use constituency parsers at test time, such as SCPN, are likely to be favored by such a metric. This is likely the reason why SCPN can match the syntactic input baseline in ST. Also, SCPN trains on a much larger portion of ParaNMT. We

	BL	R-1	R-2	R-L	MET	ST
VGVAE w/o PRL	2.0	23.4	4.3	26.4	11.3	11.8
VGVAE w/ PRL	3.5	24.8	7.3	29.7	12.6	10.6

Table 5.6: Test results when including PRL.

	BL	R-1	R-2	R-L	MET	ST
VGVAE w/o WPL	3.5	24.8	7.3	29.7	12.6	10.6
Dec. hidden state	3.6	24.9	7.3	29.7	12.6	10.5
Enc. emb.	3.9	26.1	7.8	31.0	12.9	10.2
Dec. emb.	4.1	26.3	8.1	31.3	13.1	10.1
Enc. & Dec. emb.	4.5	26.5	8.2	31.5	13.3	10.0

Table 5.7: Test results with WPL at different positions.

find large differences in metric scores when SCPN only uses a parse template (i.e., the top two levels of the parse tree of the syntactic input). In this case, the results degrade, especially in ST, showing that the performance of SCPN depends on the quality of the input parses. Nonetheless, the SCPN results show the potential benefit of explicitly using a supervised constituency parser at both training and test time. Future work can explore ways to combine syntactic parsers with our models for more informative training and more robust performance.

5.2.6 Analysis

Effect of Paraphrase Reconstruction Loss. We investigate the effect of PRL by removing PRL from training, which effectively makes VGVAE a variational autoencoder. As shown in Table 5.6, making use of pairing information can improve performance both in the semantic-related metrics and syntactic tree edit distance.

Effect of Position of Word Position Loss. We also study the effect of the position of WPL by (1) using the decoder hidden state, (2) using the concatenation of word embeddings in the syntactic encoder and the syntactic variable, (3) using the concatenation of word embeddings in the decoder and the syntactic variable, or (4) adding it on both the encoder embeddings and decoder word embeddings. Table 5.7 shows that adding WPL on hidden states can help improve performance slightly but not as good as adding it on word embeddings. In practice, we also observe that the value

	Semantic var.	Syntactic var.
VGVAE	64.8	14.5
VGVAE + WPL	65.2	10.5
VGVAE + LC	67.2	29.0
VGVAE + LC + WPL	67.9	8.5
VGVAE + WN	71.1	10.2
VGVAE + WN + WPL	72.9	9.8
VGVAE + LC + WN + WPL	74.3	7.4

Table 5.8: Pearson correlation (%) for STS Benchmark test set.

	Semantic var.		Syntactic var.	
	F_1	Acc.	F_1	Acc.
Random	19.2	12.9	-	-
Best	71.1	62.3	-	-
VGVAE	20.7	24.9	25.9	28.8
VGVAE + WPL	21.2	25.3	31.1	33.3
VGVAE + LC	21.6	25.5	29.0	32.4
VGVAE + LC + WPL	18.9	23.5	31.2	33.5
VGVAE + WN	20.6	18.1	28.4	30.4
VGVAE + WN + WPL	20.0	24.6	43.7	40.8
VGVAE + LC +WN + WPL	20.3	24.8	43.7	40.9

Table 5.9: Labeled F_1 score (%) and accuracy (%) on syntactic similarity tasks from Section 5.1.

of WPL tends to vanish when using WPL on hidden states, which is presumably caused by the fact that LSTMs have sequence information, making the optimization of WPL trivial. We also observe that adding WPL to both the encoder and decoder brings the largest improvement.

Semantic Similarity. We use cosine similarity between two variables encoded by the inference networks as the predictions and then compute Pearson correlations on the STS Benchmark test set (Cer et al., 2017). As shown in Table 5.8, the semantic variable y always outperforms the syntactic variable z by a large margin, suggesting that different variables have captured different information. Every time when we add WPL the differences in performance between the two variables increases. Moreover, the differences between these two variables are correlated with the performance of models in Table 5.5, showing that a better generation system has a more disentangled latent representation.

12	does must could shall do wo 's did ai 'd 'll should
451	watching wearing carrying thrown refuse drew
11	? : * >> ! ;) . " , '
18	maybe they because if where but we when how
41279	elvish festive freeway anteroom jennifer terrors
10	well ⟨unk⟩ anyone okay now everybody someone
165	supposedly basically essentially rarely officially
59	using on by into as the with within under quite

Table 5.10: Examples of learned word clusters. Each row is a different clusters. Numbers in the first column indicate the number of words in that cluster.

Syntactic Similarity. We use the syntactic evaluation tasks from Section 5.1 to evaluate the syntactic knowledge encoded in the encoder. The tasks are based on a 1-nearest-neighbor constituency parser or POS tagger. To understand the difficulty of these two tasks, Table 5.9 shows results for two baselines. “Random” means randomly pick candidates as predictions. The second baseline (“Best”) is to compute the pairwise scores between the test instances and the sentences in the candidate pool and then take the maximum values. It can be seen as the upper bound performance for these tasks.

As shown in Table 5.9, similar trends are observed as in Tables 5.5 and 5.8. When adding WPL or WN, there is a boost in the syntactic similarity for the syntactic variable. Adding LC also helps the performance of the syntactic variable slightly.

Latent Code Analysis. We look into the learned word clusters by taking the argmax of latent codes and treating it as the cluster membership of each word. Although these are not the exact word clusters we would use during test time (because we marginalize over the latent codes), it provides us intuition on what individual cluster vectors have contributed to the final word embeddings. As shown in Table 5.10, the words in the first and last rows are mostly function words. The second row has verbs. The third row has special symbols. The fourth row also has function words but somewhat different from the first row. The fifth row is a large cluster populated by content words, mostly nouns and adjectives. The sixth row has words that are not very important semantically and the seventh row has mostly adverbs. We also observe that the size of clusters often correlates with how strongly it relates to topics. In Table 5.10, clusters that have size under 20 are often function words while the

	BL	R-1	R-2	R-L	MET	ST
LC	13.6	44.7	21.0	48.3	24.8	6.7
Single LC	12.9	44.2	20.3	47.4	24.1	6.9

Table 5.11: Test results when using a single code.

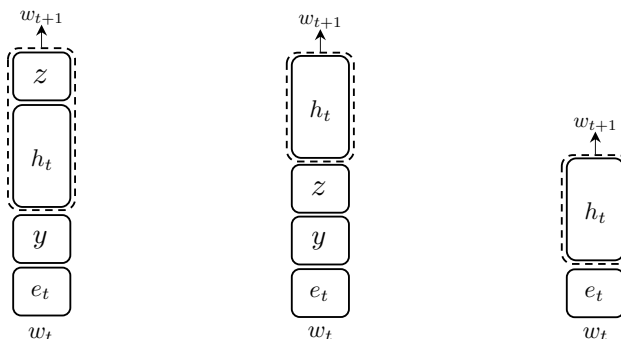


Figure 5.6: Variants of decoder. Left (SWAP): we swap the position of variable y and z . Middle (CONCAT): we concatenate word embedding with y and z as input to decoder. Right (INIT): we use word embeddings as input to the decoder and use the concatenation of y and z to compute the initial hidden state of the decoder.

largest cluster (5th row) has words with the most concrete meanings.

We also compare the performance of LC by using a single latent code that has 50 classes. The results in Table 5.11 show that it is better to use smaller number of classes for each cluster instead of using a cluster with a large number of classes.

Effect of Decoder Structure. As shown in Fig. 5.6, we evaluate three variants of the decoder, namely INIT, CONCAT, and SWAP. For INIT, we use the concatenation of semantic variable y and syntactic variable z for computing the initial hidden state of decoder and then use the word embedding as input and hidden state to predict the next word. For CONCAT, we move both y and z to the input of the decoder

	BL	R-1	R-2	R-L	MET	ST
VGVAE	4.5	26.5	8.2	31.5	13.3	10.0
INIT	3.5	22.7	6.0	24.9	9.8	11.5
CONCAT	4.0	23.9	6.6	27.9	11.2	10.9
SWAP	4.3	25.6	7.5	30.4	12.5	10.5

Table 5.12: Test results with decoder variants.

Semantic input	Syntactic input	Reference	SCPN + full parse	Our best model
don't you think that's a quite aggressive message?	that's worth something, ain't it?	that's a pretty aggressive message, don't you think?	that's such news, don't you?	that's impossible message, aren't you?
if i was there, i would kick that bastard in the ass.	they would've delivered a verdict in your favor.	i would've kicked that bastard out on his ass.	you'd have kicked the bastard in my ass.	she would've kicked the bastard on my ass.
with luck, it may turn out you're right.	of course, i could've done better.	if lucky, you will be proved correct.	with luck, i might have gotten better.	of course, i'll be getting lucky.
they can't help, compassion is unbearable.	love is straightforward and it is lasting.	their help is impossible and compassion is insufferable.	compassion is unbearable but it is excruciating.	compassion is unacceptable and it is intolerable.
her yelling sounds sad.	she looks beautiful. shining like a star.	she sounds sad. yelling like that.	she's sad. screaming in the air.	she sounds sad. screaming like a scream.
me, scare him?	how dare you do such thing?	how can i scare him?	why do you have such fear?	why do you scare that scare?

Table 5.13: Examples of generated sentences.

and use the concatenation of these two variables as input to the decoder and use the hidden state for predicting the next word. For SWAP, we swap the position of y and z to use the concatenation of y and word embeddings as input to the decoder and the concatenation of z and hidden states as output for predicting the next word. Results for these three settings are shown in Table 5.12. INIT performs the worst across the three settings. Both CONCAT and SWAP have variables in each time step in the decoder, which improves performance. SWAP arranges variables in different positions in the decoder and further improves over CONCAT in all metrics.

Generated Sentences. We show several generated sentences in Table 5.13. We observe that both SCPN and our model suffer from the same problems. When comparing syntactic input and results from both our models and SCPN, we find that they are always the same length. This can often lead to problems like the first example in Table 5.13. The length of the syntactic input is not sufficient for expressing the semantics in the semantic input, which causes the generated sentences from both models to end at “you?” and omit the verb “think”. Another problem is in the con-

sistency of pronouns between the generated sentences and the semantic inputs. An example is the second row in Table 5.13. Both models alter “i” to be either “you” or “she” while the “kick that bastard in the ass” becomes “kicked the bastard in my ass”.

We found that our models sometimes can generate nonsensical sentences, for example the last row in Table 5.13. while SCPN, which is trained on a much larger corpus, does not have this problem. Also, our models can sometimes be distracted by the word tokens in the syntactic input as shown in the 3rd row in Table 5.13, where our model directly copies “of course” from the syntactic input while since SCPN uses a parse tree, it outputs “with luck”. In some rare cases where the function words in both syntactic inputs and the references are the exactly the same, our models can perform better than SCPN, e.g., the last two rows in Table 5.13. Generated sentences from our model make use of the word tokens “and” and “like” while SCPN does not have access to this information and generates inferior sentences.

5.3 Summary

In this chapter, we demonstrated the utility of our proposed latent-variable framework in the context of representation learning (Section 5.1) and controllable generation (Section 5.2). In both cases, we leveraged the structures of paired data to disentangle semantics and syntax in sentence representations. We found that the syntactic and semantic latent variables showed desirable characteristics. For controlled generation, we provided human-annotated evaluation sets to promote future research in this direction. In addition, in a follow-up work, we showed that the multi-task, latent-variable framework can generalize to bilingual text corpora (Chen et al., 2020b).

TAILORING TEXTUAL RESOURCES FOR EVALUATION TASKS

This chapter describes our contributions to building evaluation tasks from naturally-occurring textual resources. In Section 6.1, we cast generating arbitrary Wikipedia sections as a data-to-text generation problem. We leverage different data sources to create tabular data for a given section text. In Section 6.2 and Section 6.3, we use fan-contributed websites to create summarization and story generation datasets. Due to the rich information provided on these websites, the resulting datasets offer unique challenges in their respective task settings.

The material in this chapter is adapted from Chen et al. (2022a), Chen et al. (2021), and Chen and Gimpel (2021).

6.1 Long-Form Data-to-Text Generation

6.1.1 Introduction

Data-to-text generation (Kukich, 1983; McKeown, 1992) is the task of generating text based on structured data. Most existing data-to-text datasets focus on single-sentence generation, such as WIKIBIO (Lebret et al., 2016), LogicNLG (Chen et al., 2020d), and ToTTo (Parikh et al., 2020). Other datasets are relatively small-scale and focus on long-form text generation, such as ROTOWIRE (Wiseman et al., 2017) and MLB (Puduppully et al., 2019). In this work, we cast generating Wikipedia sections as a data-to-text generation task and build a large-scale dataset targeting multi-sentence data-to-text generation with a variety of domains and data sources.

To this end, we create a dataset that we call WIKITABLET (“Wikipedia Tables to Text”) that pairs Wikipedia sections with their corresponding tabular data and various metadata. The data resources we consider are relevant either to entire Wikipedia articles, such as Wikipedia infoboxes and Wikidata tables, or to particular sections. Data from the latter category is built automatically from either naturally-occurring hyperlinks or from named entity recognizers. This data construction approach allows us to collect large quantities of instances while still ensuring the coverage of the information in the table. We also perform various types of filtering to ensure

dataset quality.

WIKITABLET contains millions of instances covering a broad range of topics and a variety of flavors of generation with different levels of flexibility. Fig. 6.1 shows two examples from WIKITABLET. The first instance has more flexibility as it involves generating a fictional character biography in a comic book, whereas the second is more similar to standard data-to-text generation tasks, where the input tables contain all of the necessary information for generating the text. While the open-ended instances in WIKITABLET are to some extent similar to story generation (Propp, 1968; McIntyre and Lapata, 2009; Fan et al., 2018b), the fact that these instances are still constrained by the input tables enables different evaluation approaches and brings new challenges (i.e., being coherent and faithful to the input tables at the same time).

Because of the range of knowledge-backed generation instances in WIKITABLET, models trained on our dataset can be used in assistive writing technologies for a broad range of topics and types of knowledge. For example, technologies can aid students in essay writing by drawing from multiple kinds of factual sources. Moreover, WIKITABLET can be used as a pretraining dataset for other relatively small-scale data-to-text datasets (e.g., ROTOWIRE). A similar idea that uses data-to-text generation to create corpora for pretraining language models has shown promising results (Agarwal et al., 2021). In experiments, we train several baseline models on WIKITABLET and empirically compare training and decoding strategies. We find that the best training strategies still rely on enforcing hard constraints to avoid overly repetitive texts. Human evaluations reveal that (1) humans are unable to differentiate the human written texts from the generations from our neural models; (2) while the annotations show that grammatical errors in the reference texts and the generations may prevent humans from fully understanding the texts, the best decoding strategy (i.e., beam search with n -gram blocking (Paulus et al., 2018)) does not have such a problem and shows the best performance on several aspects; (3) the degree of topical similarity between the generations and the reference texts depends on the open-endedness of the instances.

Our analysis shows that the generations are fluent and generally have high quality, but the models sometimes struggle to generate coherent texts for all the involved entities, suggesting future research directions. For example, when the instance has a high degree of flexibility, we find the models making mistakes about what a par-

ticular entity type is capable of. We also find errors in terms of the factuality of the generated text, both in terms of contradictions relative to the tables and common-sense violations.

6.1.2 Related Work

There have been efforts in creating data-to-text datasets from various resources, including sports summaries (Wiseman et al., 2017; Puduppully et al., 2019), weather forecasts (Liang et al., 2009), and commentaries (Chen and Mooney, 2008). Most of the recent datasets focus on generating single sentences given tables, such as WIKI-BIO, ToTTo, LogicNLG, and WikiTableText (Bao et al., 2018b), or other types of data formats, such as data triples (Vougiouklis et al., 2018; Gardent et al., 2017; Nan et al., 2021), abstract meaning representations (Flanigan et al., 2016), minimal recursion semantics (Hajdik et al., 2019), or a set of concepts (Lin et al., 2020a). Other than single sentences, there have been efforts in generating groups of sentences describing humans and animals (Wang et al., 2018b), and generating a post-modifier phrase for a target sentence given a sentence context (Kang et al., 2019). In this work, our focus is long-form text generation and we are interested in automatically creating a large-scale dataset containing multiple types of data-to-text instances. As shown in Table 6.1, WIKITABLET differs from these datasets in that it is larger in scale and contains multi-sentence texts. More details are in the next section.

Wikipedia has also been used to construct datasets for other text generation tasks, such as generating Wikipedia movie plots (Orbach and Goldberg, 2020; Rashkin et al., 2020) and short Wikipedia event summaries (Gholipour Ghalandari et al., 2020), and summarizing Wikipedia documents (Zopf, 2018; Liu* et al., 2018) or summaries of aspects of interests (Hayashi et al., 2021) from relevant documents.

As part of this work involves finding aligned tables and text, it is related to prior work on aligning Wikipedia texts to knowledge bases (Elsahar et al., 2018; Logan et al., 2019).

During the 2007–2008 "[Messiah Complex](#)" storyline, Rahne helps Rictor infiltrate the [Purifiers](#); she fakes being shot by Rictor. She is also a member of the new X-Force. During a battle against [Lady Deathstrike](#) and the Reavers, Rahne learns that Father Craig was in league with the Purifiers, supposedly divulging enough information about her that the Purifiers can claim to "know her well." She travels with X-Force to her former home Muir Island, now the base of the [Marauders](#). During the climactic battle, Rahne is injured by [Riptide](#), but her wounds, according to Professor X, are superficial and she will recover.

Section Data		Article Data	
Attribute	Value	Attribute	Value
PERSON	Reavers	birth name	Rahne Sinclair
GPE	Muir Island	instance of	superhero
group of fictional characters	Purifiers (Marvel Comics)	member of	X-Men
DATE	the 2007-2008	from narrative universe	Marvel universe
film character	Riptide (comics)	Title Data	
film character	Lady Deathstrike	Document title	Wolfsbane (comics)
PER	Father Craig	Section title ₁	Fictional character biography
		Section title ₂	"Messiah Complex"

Journey to the Center of the Earth (also called Jules Verne's Journey to the Center of the Earth) is a 1959 American [science fiction adventure film](#) in color by [De Luxe](#), distributed by [20th Century Fox](#). The film, produced by [Charles Brackett](#) and directed by [Henry Levin](#), stars [James Mason](#), [Pat Boone](#), and [Arlene Dahl](#). [Bernard Herrmann](#) wrote the film score, and the film's storyline was adapted by [Charles Brackett](#) from the 1864 [novel of the same name](#) by [Jules Verne](#).

Section Data		Article Data	
Attribute	Value	Attribute	Value
musical composition	20th Century Fox	instance of	film
PERSON	Jules Verne	director	Henry Levin
dependence syndrome	alcoholic	composer	Bernard Herrmann
film genre	adventure film	released	1959, 12, 16
business	Deluxe Entertainment Services Group, Inc.	genre	science fiction film
		genre	fantasy film
based on	A Journey to the Center of the Earth	starring	James Mason, Pat Boone, Arlene Dahl
Title Data		Document title	Journey to the Center of the Earth (1959 film)
		Section title	Introduction

Figure 6.1: Two examples from WIKITABLET. Only parts of the tables are shown due to space constraints. Underlined texts are hyperlinks. Records with the attributes "DATE", "PER", "PERSON", or "GPE" are from NER. The subscripts for section titles indicate the ordering of nesting, where smaller numbers are for higher level sections.

6.1.3 WIKITABLET

The WIKITABLET dataset pairs Wikipedia sections¹ with their corresponding tabular data and various metadata; some of this data is relevant to entire Wikipedia articles ("article data") or article structure ("title data"), while some is section-specific ("section data"). Each data table consists of a set of **records**, each of which is a tuple containing an **attribute** and a **value**.

The instances in WIKITABLET cover a range of flavors of language generation. Some have more flexibility, requiring models to generate coherent stories based on the entities and knowledge given in the tables. The first instance in Fig. 6.1 is such an example. The text is from the Wikipedia article entitled "Wolfsbane (comics)"

¹We define a Wikipedia section to be all text starting after a (sub)section heading and proceeding until the next (sub)section heading. We include Wikipedia sections at various nesting levels. For example, a top level section may start with a few paragraphs describing general information followed by two subsections with more specific information, in which case the example will be converted into three instances in our dataset.

and resides within two nested sections: the higher-level section “Fictional character biography” and the lower-level section “Messiah Complex”. The task is challenging as models need to generate a coherent passage that can connect all the entities in the section data, and the story also needs to fit the background knowledge provided in the article data.

Other instances are more similar to standard data-to-text generation tasks, where the input tables contain all the necessary information for generating the text. The second instance in Fig. 6.1 is an example of this sort of task. However, these tasks are still challenging due to the wide variety of topics contained in WIKITABLET.

Dataset Construction. We begin by describing the steps we take to construct WIKITABLET. More details are in Appendix B.1. In general, the steps can be split into two parts: collecting data tables and filtering out texts. When collecting data, we consider five resources: Wikidata tables, infoboxes in Wikipedia pages,² hyperlinks in the passage, named entities in the passage obtained from named entity recognition (NER), and Wikipedia article structure. For a given Wikipedia article, we use the same infobox and Wikidata table for all sections. These tables can serve as background knowledge for the article. For each section in the article, we create a second table corresponding to section-specific data, i.e., section data. The section data contains records constructed from hyperlinks and entities identified by a named entity recognizer.³

We form records for named entities by using the type of the entity as the attribute and the identified entity as the value. We form records for hyperlinks as follows. For the attribute, for a hyperlink with surface text t and hyperlinked article ℓ , we use the value of the “instance of” or “subclass of” tuple in the Wikidata table for ℓ . For example, the first instance in Figure 6.1 will be turned into a record with attribute “superhero” and value “Wolfsbane (comics)”. If ℓ does not have a Wikidata table or no appropriate tuple, we consider the parent categories of ℓ . For the value of the tuple, we use the document title of ℓ rather than the actual surface text t to avoid giving away too much information in the reference text.

²Wikidata is a consistently-structured knowledge base (e.g., has a fixed set of attributes), whereas infoboxes are not consistently-structured and this flexibility sometimes allows the infobox to contain extra information. Therefore, we consider using infoboxes as extra resources.

³We use the NER tagger from spaCy (Honnibal and Montani, 2017) and a BERT model (Devlin et al., 2019) finetuned on CoNLL03 data (Tjong Kim Sang and De Meulder, 2003).

	Vocab.	Tokens	Examples	AL	RT	AR	Domain
WikiTableText	-	185.0k	13.3k	13.9	3.0k	4.1	Wikipedia
WIKIBIO	400.0k	19.0M	728.0k	26.1	1.7k	19.7	Biography
ROTOWIRE	11.3k	1.6M	4.9k	337.1	39.0	628.0	Sports
MLB	38.9k	14.3M	26.3k	542.1	53.0	565.0	Sports
LogicNLG	122.0k	52.7k	37.0k	14.2	11.7k	13.5	Wikipedia
ToTTo	136.0k	1.3M	136.0k	17.4	41.8k	32.7	Wikipedia
DART	33.2k	717.1k	82.2k	21.6	-	-	Wikipedia+Restaurant
WIKITABLET	1.9M	169.0M	1.5M*	115.9	147.4k [†]	51.9	Wikipedia

Table 6.1: Statistics for several data-to-text datasets. WIKITABLET combines a large number of examples, moderate generation length (typically more than one sentence), and a large variety of record types. We omit record types and avg. records for DART as its input units are triple sets instead of table records. *887.7k unique Wikipedia articles. [†]Number of record types for each resource: 31.8k (Infobox), 1.7k (Wiki-data), 115.6k (Hyperlinks), 17 (NER). AL=Average Length. RT=Record Types. AR=Average Records.

Complementary to the article data, we create a title table that provides information about the position in which the section is situated, which includes the article title and the section titles for the target section. As the initial sections in Wikipedia articles do not have section titles, we use the section title “Introduction” for these.

We also perform various filtering to ensure the quality of the data records, the coverage of the input data, and the length of the reference text. The final dataset contains approximately 1.5 million instances. We randomly sample 4533 instances as the development set and 4351 as the test set. We also ensure that there are no overlapping Wikipedia articles among splits.

Dataset Characteristics. Table 6.1 shows statistics for WIKITABLET and related datasets. While the average length of a WIKITABLET instance is not longer than some of the existing datasets, WIKITABLET offers more diverse topics than the sports-related datasets ROTOWIRE and MLB, or the biography-related dataset WIKIBIO. Compared to the prior work that also uses Wikipedia for constructing datasets, WIKIBIO, LogicNLG, ToTTo, and DART (Nan et al., 2021) all focus on sentence generation, whereas WIKITABLET requires generating Wikipedia article sections, which are typically multiple sentences and therefore more challenging. WIKITABLET is also much larger than all existing datasets.

Category	Fraction (%)
human	45.62
film	4.61
single (music)	1.74
human settlement	1.53
album	1.41
sports season	1.26
television series	1.17
village	1.12
taxon	0.89

Table 6.2: Top 10 most frequent article categories and their corresponding proportions in WIKITABLET.

To demonstrate the diversity of topics covered in WIKITABLET, we use either the “instance of” or “subclass of” relation from Wikidata as the category of the article.⁴ We show the top 10 most frequent document categories in Table 6.2. Due to the criteria we use for filtering, only 1.05% of articles in WIKITABLET do not have these relations or Wikidata entries, and we omit these articles in the table. As the table demonstrates, more than 50% of the articles in WIKITABLET are not about people (i.e., the topic of WIKIBIO), within which the most frequent category covers only 4.61%.

We highlight two challenges of WIKITABLET:

1. In contrast to work on evaluating commonsense knowledge in generation where reference texts are single sentences describing everyday scenes (Lin et al., 2020a), WIKITABLET can serve as a testbed for evaluating models’ abilities to use world knowledge for generating coherent long-form text.
2. Compared to other long-form data-to-text datasets such as ROTOWIRE where the input tables are box scores, the input tables in WIKITABLET are more diverse, including both numbers (e.g., economy and population data of an area throughout years), and short phrases. This makes WIKITABLET more challenging and applicable to various scenarios.

⁴When there are multiple values in these two relations, we pick the one that has the smallest number of words, as it often is the most generic phrase, suitable for representing the topic.

6.1.4 Method

In this section, we describe details of models that we will benchmark on WIKI-TABLET.

Our base model is based on the transformer (Vaswani et al., 2017). To encode tables, we linearize the tables by using special tokens to separate cells and using feature embeddings to represent records in tables. For the title table in the first instance in Fig. 6.1 the linearized table will be

$$\begin{aligned} &\langle \text{boc} \rangle_1 \text{Doc.}_1 \text{ title}_1 \langle \text{bov} \rangle_1 \text{Wolfsbane}_1 \text{ (comics)}_1 \\ &\langle \text{boc} \rangle_2 \text{Sec.}_2 \text{ title}_2 \langle \text{bov} \rangle_2 \text{Fictional}_2 \text{ character}_2 \\ &\text{biography}_2 \langle \text{boc} \rangle_3 \cdots \langle \text{eoc} \rangle \end{aligned} \tag{6.1}$$

As shown in Eq. (6.1), we employ several techniques when encoding tables: (1) we use special tokens $\langle \text{boc} \rangle$ and $\langle \text{bov} \rangle$ to separate attributes and values, and $\langle \text{eoc} \rangle$ to indicate the end of a sequence; (2) we use subscript indices to indicate unique ID embeddings that are added to the embeddings for each record, which helps models align attributes with values; and (3) we restart the positional embeddings at each $\langle \text{boc} \rangle$, such that models will not use the ordering of the input records. In addition, we add a special embedding to each record to indicate if it is from the section table or the article/title table. In Wikidata, there could be multiple qualifiers attached to a record, in which case we replicate the record for each qualifier separately.

Similar linearization approaches have been used in prior work (Dhingra et al., 2019; Hwang et al., 2019; Herzig et al., 2020; Yin et al., 2020a). With linearized tables, training and inference become similar to other sequence-to-sequence settings. We train our models with teacher-forcing and standard cross entropy loss unless otherwise specified.

We experiment with three types of modifications to standard sequence-to-sequence training and a few decoding strategies:

α -entmax. α -entmax (Peters et al., 2019a) is a mapping from scores to a distribution that permits varying the level of sparsity in the distribution. This mapping function has been used in machine translation (Peters et al., 2019a) and text generation (Mar-

tins et al., 2020). When using α -entmax in the decoder, we also replace the cross entropy loss with the α -entmax loss (Peters et al., 2019a). Both α -entmax and the α -entmax loss have a hyperparameter α . We follow Martins et al. (2020) and use $\alpha = 1.2$ as they found it to be the best value for reducing repetition in generation.

Copy Mechanism. Similar to prior work on data-to-text generation (Wiseman et al., 2017; Puduppully et al., 2019), we use pointer-generator network style copy attention (See et al., 2017) in the decoder.

Cyclic Loss. Cyclic losses have been shown to be effective in textual style transfer (Shetty et al., 2018; Pang and Gimpel, 2019) and neural machine translation (Cheng et al., 2016; He et al., 2016; Tu et al., 2017b). Wiseman et al. (2017) also used this for data-to-text and found it helpful for generating long sequences. In this work, we experiment with adding the cyclic loss to our transformer models, where the backward model can be seen as an information extraction system. We expect that adding the cyclic loss should enable a data-to-text model to generate sentences that are more faithful to the conditioned tables. In particular, we denote the linearized table where the values are replaced with a special $\langle \text{mask} \rangle$ token by u_1, \dots, u_n , and denote the reference text by x_1, \dots, x_m . Formally, the training loss is

$$\sum_{w \in S} -\log p(w|u_1, \dots, u_n, \mathbf{v}_1, \dots, \mathbf{v}_m)$$

where S represents the set of masked tokens, and $\mathbf{v}_1, \dots, \mathbf{v}_m$ is the sequence of token-level probabilities predicted by the forward model (in our experiments, these could either come from the softmax function, or the α -entmax function). Specifically, we multiply the backward transformer’s input embedding matrix by the \mathbf{v} probability vectors to obtain the input representations to the first encoder layer. We find that it is helpful to add a “reference loss” while training with the cyclic loss, defined as

$$\sum_{w \in S} -\log p(w|u_1, \dots, u_n, x_1, \dots, x_m) \tag{6.2}$$

this loss does not contain the generation model in it explicitly, but it does lead to an improved backward model by training it with clean inputs. Improving the backward model then increases the benefits of the cyclic loss.⁵ The cyclic loss is used during training only and does not affect the models during inference.

⁵We experimented with initializing the backward model with pretrained checkpoints, but did not find it helpful.

Decoding Strategies. Massarelli et al. (2020) showed that the choice of decoding strategy can affect the faithfulness or repetitiveness of text generated by language models. We are also interested in these effects in the context of data-to-text generation, and therefore benchmark several decoding strategies on WIKITABLET. Our models use byte-pair encoding (BPE; Sennrich et al., 2016) and for all of the following strategies, we always set the minimum number of decoding steps to 100 as it improves most of the evaluation metrics, and the maximum number of decoding steps to 300. The details of the decoding algorithms we benchmark are as follows.

Greedy Decoding. In this setting, we feed the previous predicted tokens to the encoder, and then pick the word with the highest predicted probability as the prediction. This can be seen as a baseline strategy.

Nucleus Sampling. Generating long sequences usually suffers from repetitions. Nucleus sampling Holtzman et al. (2020) aims to reduce the repetitions in generations by sampling from truncated probability distributions. The truncation is based on whether the cumulative probability is above a threshold. We set the threshold to be 0.9 as suggested in Holtzman et al. (2020).

Beam Search. Beam search is a widely used deterministic decoding algorithm. It maintains a fixed size set of k candidate sequences. At each time step, it adds words from the vocabulary to these candidates, scores the new sequences, and then picks the ones with the top- k probabilities. We set the beam size k to be 5 by default.

Beam Search with n -gram Blocking. Paulus et al. (2018) found it effective to reduce the repetitions during beam search by “blocking” n -grams that have been generated in previous decoding steps. We follow their approach by using trigram blocking and setting the probability of repeated trigrams to be 0 during beam search.

Specifically, we benchmark (1) greedy decoding; (2) nucleus sampling (Holtzman et al., 2020) with threshold 0.9 as suggested by Holtzman et al. (2020); (3) beam search; and (4) beam search with n -gram blocking (Paulus et al., 2018) where we set the probabilities of repeated trigrams to be 0 during beam search. We set the beam size to be 5 by default.

	REP	BLEU	RL	MET	PAR-P	PAR-R	PAR-F1
References	1.2	100.0	100.0	100.0	100.0	59.2	72.9
Linearized article tables	8.0	2.2	14.7	9.3	100.0	16.3	25.6
Linearized section tables	1.0	1.9	27.9	15.5	100.0	20.9	33.4
Linearized tables	7.9	6.4	22.0	18.3	100.0	48.3	63.0
Linearized tables + references	7.6	36.5	61.3	56.5	99.9	100.0	100.0
Base models trained on the 500k training set (beam search)							
Base	33.0	15.6	36.9	20.3	66.3	28.8	37.7
Base + entmax	25.9	15.4	36.2	20.3	64.6	29.0	37.7
Base + copy	30.1	15.9	37.5	20.7	67.1	29.4	38.5
Base + copy + cyclic loss	28.0	15.7	37.5	20.8	67.5	29.7	38.9
Large models trained on the full training set (different decoding strategies)							
Large + greedy	26.8	18.9	38.5	23.5	60.4	33.1	40.4
Large + nucleus sampling	2.3	18.3	36.1	23.7	54.2	32.5	38.7
Large + beam search	18.8	19.5	39.9	23.9	65.8	34.3	42.8
Large + beam search + n -gram blocking	1.9	19.3	39.3	24.4	62.2	35.3	43.0

Table 6.3: Test set results for our models. When training the large models, we use the “copy + cyclic loss” setting as it gives the best performance for the base models for most of the metrics.

6.1.5 Experiments

Setup. We experiment with two sizes of transformer models. One is “Base”, where we use a 1-layer encoder and a 6-layer decoder, each of which has 512 hidden size and 4 attention heads. The other one is “Large”, where we use a 1-layer encoder and a 12-layer decoder, each of which has 1024 hidden size and 8 attention heads. Models similar to the base configuration have shown strong performance on ROTOWIRE (Gong et al., 2019).⁶ Due to limited computational power, we parameterize our backward model as a transformer model with a 2-layer encoder and a 2-layer decoder.⁷

We use BPE with 30k merging operations. We randomly sample 500k instances from the training set and train base models on them when exploring different training strategies. We train a large model with the best setting (using the copy mechanism and cyclic loss) on the full training set. We train both models for 5 epochs. During training we perform early stopping on the development set using greedy

⁶When training the base model with entmax on WIKIBIO, it achieves BLEU-4 45.75 and ROUGE-4 39.39 on the test set using greedy decoding, which are comparable to the current state-of-the-art results of Liu et al. (2018).

⁷We did not experiment with pretrained models because they typically use the entirety of Wikipedia, which would presumably overlap with our test set.

decoding.

We report BLEU, ROUGE-L (RL), METEOR (MET), and PARENT (Dhingra et al., 2019), including precision (PAR-P), recall (PAR-R), and F1 (PAR-F1) scores. The first three metrics consider the similarities between generated texts and references, whereas PARENT also considers the similarity between the generation and the table. When using PARENT, we use all three tables, i.e., the section, article, and title tables.

As we are also interested in the repetitiveness of generated texts, we define a metric based on n -gram repetitions which we call “REP”. REP computes the ratio of the number of repeated n -grams to the total number of n -grams within a text, so when REP has higher value, it indicates that the text has more repetitions. Here we consider n -grams that appear 3 or more times as repetitions and the n -grams we consider are from bigrams to 4-grams. When reporting REP scores for a dataset, we average the REP scores for each instance in the dataset. Similar metrics have been used in prior work (Holtzman et al., 2020; Welleck et al., 2020). Code and the dataset are available at <https://github.com/mingdachen/WikiTableT>.

Results. In Table 6.3, we report the test results for both our base models and large models. We also report a set of baselines that are based on simply returning the linearized tables and their concatenations with the references. The linearized table baselines show how much information is already contained in the table, while the reference baselines show the upper bound performance for each metric.

In comparing training strategies, we find that using α -entmax improves REP significantly but not other metrics. Adding the cyclic loss or the copy mechanism helps improve performance for the PAR scores and REP, and combining both further improves these metrics.

When comparing decoding strategies, we find that both nucleus sampling and n -gram blocking are effective in reducing repetition. Nucleus sampling harms the PAR scores, especially PAR-P, but has less impact on the other metrics, indicating that it makes the model more likely to generate texts that are less relevant to the tables. Using beam search improves all metrics significantly when compared to greedy decoding, especially the PAR-P and REP scores. Adding n -gram blocking further reduces the REP score, pushing it to be even lower than that from nucleus sampling, but still retains the improvements in PAR scores from beam search. The best overall

	REP	BLEU	PAR-P	PAR-R	PAR-F1
Greedy decoding					
base	38.1	14.7	61.6	27.7	35.8
+ ent. + ent. loss	36.0	16.2	62.2	28.9	37.0
+ ent.	44.5	13.9	63.5	25.5	33.9
+ ent. + copy	43.7	14.8	64.2	26.6	35.2
+ copy	37.8	15.8	61.3	28.3	36.3
Beam search (beam size 5)					
base	33.0	15.6	66.3	28.8	37.7
+ ent. + ent. loss	25.9	15.4	64.6	29.0	37.7
+ ent.	34.7	13.8	67.2	26.6	35.8
+ ent. + copy	34.1	15.0	69.4	28.1	37.6
+ copy	30.1	15.9	67.1	29.4	38.5

Table 6.4: Effect of using α -entmax and α -entmax loss. When not using the α -entmax loss, we use standard cross entropy loss.

decoding strategy appears to be beam search with n -gram blocking.

6.1.6 Analysis

We now describe a manual evaluation and analyze some generated examples. All results in this section use the development set.

Effect of α -entmax. In this section, we disentangle the effect of α -entmax and that of α -entmax loss. We note that (1) when not using the α -entmax loss, we use standard cross entropy loss (e.g., in the case of “base+ent.” we maximize the log probabilities generated by α -entmax); (2) when combining α -entmax and copy mechanism, we aggregate the probabilities generated by α -entmax and those from softmax. This is because we use the first attention head in the transformer decoder as the copy attention, following the implementation in OpenNMT (Klein et al., 2017). While it is feasible to combine the α -entmax and α -entmax loss with the copy mechanism if we use the sparse transformer (Correia et al., 2019), we leave this for future study. We report the results in Table 6.4. It is interesting to see that when using greedy decoding, “ent. + ent. loss” outperforms the baseline model by a significant margin on all the metrics, however the improvement disappears (except for repetition) after we switch to use beam search as the decoding strategy. This is likely because α -entmax promotes sparsity in the generated probabilities, making beam search de-

coding unnecessary. Removing the α -entmax loss hurts the performance, but its gains become larger in switching to beam search decoding. Adding copy mechanism improves the performance, leading to comparable performance to the baseline model. Although “base+ent.+copy” still underperforms “base+copy” when using beam search, we believe that combining α -entmax and α -entmax loss with the copy mechanism is promising as (1) α -entmax is not used in our large models and the initial results have shown that α -entmax and the copy mechanism are complementary, so it may further improve our current best performance; (2) α -entmax already shows the best performance when using greedy decoding, which has speed and optimization advantages compared to the beam search based decoding strategies especially considering the long-form characteristic of WIKITABLET.

Human Evaluation. We conduct a human evaluation using generations from the large model on the development set. We choose texts shorter than 100 tokens and that cover particular topics as we found during pilot studies that annotators struggled with texts that were very long or about unfamiliar topics.⁸

We design two sets of questions. The first focuses on the text itself (i.e., grammaticality and coherence) and its faithfulness to the input article table. Since this set does not involve the reference, we can ask these questions about both generated texts and the reference texts themselves.

The second set of questions evaluates the differences between the generations and the reference texts (i.e., relevance and support), allowing us to see if the generated text matches the human written section text. Specifically, relevance evaluates topical similarity between generations and references, and support evaluates whether the facts expressed in the generations are supported by or contradictory to those in the references. The full questions and numerical answer descriptions are in Appendix B.2.

We report results in Tables 6.5 and 6.6. The scores are on a 1-5 scale with 5 being the best. For the first set, we collect 480 annotations from 38 annotators. For the second set, we collect 360 annotations from 28 annotators. We also ensure that each system has the same number of annotations.⁹

⁸We did not find the filtering to change the observed trends for the automatic metrics and provide the list of selected topics in Appendix B.2.

⁹We used Amazon Mechanical Turk. To ensure annotation quality, we only recruited annotators

	Grammar	Coherence	Faithfulness
Reference	4.0 (1.0)	4.1 (0.9)	3.8 (0.8)
Beam search	4.0 (1.0)	4.0 (1.0)	3.9 (1.0)
Nucleus sampling	4.0 (0.8)	4.1 (0.9)	3.9 (0.8)
<i>n</i> -gram blocking	4.2 (0.9)	4.2 (0.9)	3.9 (1.0)

Table 6.5: Average human ratings (standard deviations in parentheses) for grammaticality, coherence, and faithfulness to the input article table.

	Relevance	Support
Beam search	3.8 (1.1)	3.6 (1.2)
Nucleus sampling	3.7 (1.2)	3.8 (1.1)
<i>n</i> -gram blocking	3.9 (1.0)	3.8 (1.0)

Table 6.6: Average human ratings (standard deviations in parentheses) of relevance and support when comparing to the reference text.

It is interesting to note from Table 6.5 that human annotators are unable to differentiate the human written texts from the generations from our neural models. Since the Wikipedia section texts are parts of Wikipedia articles, showing the section texts in isolation can make them difficult to understand, potentially resulting in noisy annotations. As shown by the first instance in Table 6.7, the text uses the pronoun “he” without clarifying what the pronoun refers to. The paragraph is rated 3 for coherence, presumably due to this ambiguity. Also, Wikipedia texts are sometimes grammatically complex and annotators can mistake them for being ungrammatical, e.g., the second instance in Table 6.7.

On the other hand, the coherence errors in the generated texts are not always easy to spot. See, for example, the last two instances in Table 6.7, where the incoherence lies in the facts that (1) it is impossible to marry a person before the person is born, and (2) senior year takes place after junior year. These details are embedded in long contexts, which may be overlooked by annotators and lead to results favorable to these neural models.

To study the relationship between coherence and grammaticality, we compute Spearman’s correlations between the human annotations for coherence and grammaticality after removing the ones with perfect scores for coherence. Table 6.8 shows

with master qualification. We collected one annotation for each instance (so that we can cover more instances) and paid 30 cents per annotation. The amount of wage per annotation is decided by (1) the amount of time each annotator spent on the task during our pilot study and (2) a target hourly wage of approximately \$11.

Method	Text	G	C
Reference	He contested the parliamentary seat of Meriden at the 1987 general election, where he was defeated by the sitting Conservative MP Iain Mills by a margin of 16,820. He was then selected to fight the Conservative-held marginal seat of Birmingham Northfield ...	3	3
Reference	Boscawen married on 23 April 1700 in Henry VII’s Chapel, Westminster Abbey, Charlotte Godfrey elder daughter and coheir of Colonel Charles Godfrey, master of the jewel office and his wife Arabella Churchill ...	3	4
Sampling	7th Marquess of Exeter married, firstly, Edith Csanady de Telegd (born 1 September 1935 in England; died 16 June 1956 in London), on 17 January 1934 ...	4	5
Blocking	... He averaged 10.9 rebounds and 3.0 assists per game as a senior in 1987-88 . He was selected to the Sweet 16 of the NCAA Tournament as a junior in 1988-89 ...	5	5

Table 6.7: Human annotation examples for grammaticality (G) and coherence (C). Due to space constraints, only parts of the texts are shown. We highlight texts that are incoherent.

	Ref.	Beam	Samp.	Block.
Spearman corr.	39.6	39.7	40.8	16.4
# annotations	67	80	76	67

Table 6.8: Spearman correlations between the human evaluation results for grammaticality and coherence. We omit annotations with perfect scores for coherence.

the results. The correlations are much higher for references, beam search, and nucleus sampling than for n -gram blocking. This trend suggests that the imperfect coherence scores for the reference texts are likely because annotators find the texts to contain grammatical errors (or to possess grammatical complexity) which may prevent them from fully understanding the texts. However, n -gram blocking does not have this problem and thus achieves the best results for both coherence and grammaticality. We hypothesize that n -gram blocking is able to avoid the types of grammatical errors that prevent understanding because (1) unlike nucleus sampling, n -gram blocking does not rely on randomness to avoid repetition; (2) n -gram blocking does not suffer from repetitions like beam search.

We report results for the second set of questions in Table 6.6. The three evaluated systems show similar performance. To investigate the relationship between the degree of open-endedness of a WIKITABLET instance and its corresponding evaluation scores, we compute the averaged perplexities (based on our large models) for each

	1	2	3	4	5
Relevance	24.2	19.2	13.6	12.0	8.9
# annotations	10	48	65	124	113
Support	17.0	11.0	17.5	12.5	9.4
# annotations	13	47	68	135	97

Table 6.9: Averaged perplexities and the corresponding numbers of annotations for each option for the relevance and support questions (5 is the best option). We aggregate annotations for different decoding algorithms. We note that the perplexities are computed based on the reference texts using the large model.

option in Table 6.9. The most relevant generations are typically from more closed-ended or constrained instances.¹⁰ Similarly for the support scores, more open-ended instances are distributed at score 3, which means that there is no fact supported by or contradictory to the shown tables. While the open-endedness of an instance usually depends on its topics (e.g., movie plots are open-ended), there are many cases where the models can benefit from better entity modeling, such as understanding what a particular entity type is capable of (e.g., see the last example in Section 6.1.6).

Recent work has also found conducting human evaluation for long-form generation to be challenging, for example in the context of question answering (Krishna et al., 2021a) and story generation (Akoury et al., 2020). Our observations for data-to-text generation complement theirs and we hope that our dataset can inspire future research on human evaluation for long-form text generation.

Distribution of Perplexity. To determine the fraction of WIKITABLET that can be seen as constrained, we report the percentiles of perplexities for training and development splits in Table 6.10. From Table 6.9, it can be observed that instances with perplexities around 9.0 generally lead to model generations that are closely relevant to the reference texts and mostly supported by the input tables, and therefore are likely to be the constrained instances. From Table 6.10, we see that at least half of our dataset has perplexities lower than 9.0, so we conjecture that half of our dataset consists of constrained instances.

¹⁰Li and Hovy (2015) use entropy as a proxy to quantify complexity of tasks. In this work, we use perplexity to measure how open-ended the instances are.

percentile	train perp.	dev perp.
10	2.3	2.5
20	3.1	3.6
30	4.0	4.7
40	4.9	6.1
50	6.1	7.6
60	7.6	9.8
70	9.8	12.9
80	13.3	18.2
90	20.6	29.3
100	278.8	129.4

Table 6.10: Percentiles of perplexities for training and development splits of our dataset. We use the large model.

Generation Examples. Table 6.11 shows generation examples for nucleus sampling and beam search with n -gram blocking. We observe very different trends between the two instances in Fig. 6.1. For the first instance about the X-Men, although both generations look fluent, their stories differ dramatically. The generated text for nucleus sampling describes a story that starts by saying Father Craig rescues the world from Reavers and ends with Wolfsbane joining as one of the new X-Men. On the other hand, n -gram blocking generates a story where Wolfsbane already is a member of X-Men, and the story says Father Craig fought and was killed by the Reavers, but manages to rescue the mutant. For the less open-ended instances (e.g., the second instance in Fig. 6.1), different decoding strategies mostly generate similar details.

Despite having different details, these generations appear to try to fit in as many entities from the tables as possible, in contrast to beam search which mostly degenerates into repetition for more open-ended instances. This explains our previous observation that n -gram blocking helps with the PAR-R score.

Even though the generations are of good quality for most instances, their implausibility becomes more apparent when readers have enough background knowledge to understand the involved entities. For example, the second instance in Table 6.11 comes from the Wikipedia page “LeSean McCoy” (a football player) under the sections “Personal life” and “Controversies”. The generation from nucleus sampling is implausible/nonsensical in some places (“assault a Spoiler business official”) and factually incorrect elsewhere (McCoy did not play a leading role in any film, and “Erab of the Press” is not an actual film). The fourth generation is implausible be-

Method	Generated Text
Nucleus sampling (threshold 0.9)	In a two-issue mini-series titled "Messiah Complex", portrayed by Maisie Williams, Father Craig is ordered to rescue the world from Reavers and run out of the X-Force causing the X-Force to permanently withdraw. The original humans were replaced by slots and Muir Island being pulled away. They also possessed the entire X-Force after issue #9 in which the X-Force appeared. Claremont and Sinclair later reprised their parts in "The Donderful World of Wolverine" with Wolfsbane as one of the new X-Men and her group taken back to their reservation for unknown reasons.
<i>n</i> -gram blocking	In the "Messiah Complex" storyline, Wolfsbane is a member of the X-Men, a group of mutants recruited by Father Craig to fight the Reavers in Muir Island. Father Craig is killed in the battle with Reavers, but Father Craig manages to rescue the mutant from the Rain of Gesham and retrieve the mutant. She is later revealed to have been killed by Rain in a battle with Father Craig. In the aftermath, Father Craig tells Father Craig that she is the only mutant to be killed by a mutant.
Nucleus sampling (threshold 0.9)	In May 2013, McCoy allegedly assault a Spoiler business official. The incident motivated him to take a business trip to Harrisburg, Pennsylvania and sign a letter from the Buffalo Bills paying him over \$50,000 as well as verbally prohibiting legal kickoff work. In September 2014, McCoy shared the issue with some former players of the first two film franchises. McCoy played a leading role in the 2012 Marvel Cinematic Universe film "Erab of the Press", and was named one of the film's biggest stars on Twitter. On September 9, 2014, McCoy filed a lawsuit against PYT to change its Twitter name to LeSean McCoy Productions.
<i>n</i> -gram blocking	On September 9, 2014, McCoy was arrested in Harrisburg, Pennsylvania on suspicion of assault. He was charged with assault and battery. In May 2013, he was fined over \$50,000 by the Buffalo Bills. In September 2014, he was suspended for two games by the PYT for violating the Marvel Cinematic Universe. He was released by the Bills in October of the same year. He was cleared of all charges on Twitter, and was banned from playing in the 2014 Pro Bowl due to his Twitter account.

Table 6.11: Generation examples from the large model. The first example corresponds to the first instance in Fig. 6.1.

cause a player is unlikely to be suspended for "violating the Marvel Cinematic Universe", and it is unlikely for a person to be cleared of all charges on Twitter. Our models have limited access to knowledge about entities, e.g., the capabilities of a social media company like Twitter. Future research may incorporate extra resources, make use of pretrained models, or incorporate factuality modules to solve these problems.

6.2 Long-Form Text Summarization

6.2.1 Introduction

Abstractive summarization aims to produce a summary that concisely expresses key points of the input document rather than merely extracting pieces of it. Existing datasets are constructed from various domains, such as news (Sandhaus, 2008; Hermann et al., 2015; Rush et al., 2015; Narayan et al., 2018; Grusky et al., 2018), online forums (Völske et al., 2017), meeting dialogues (Janin et al., 2003; Carletta et al., 2005), and webpages (Chen et al., 2020c). However, few datasets exist for abstractive summarization of narrative text, which focuses on entities and dialogue among entities, with plot details often communicated indirectly via dialogue. In this work, we build SUMMSCREEN, an abstractive summarization dataset combining TV series transcripts and episode recaps. Fig. 6.2 shows an example from SUMMSCREEN.

Several aspects of SUMMSCREEN make it a challenging testbed for abstractive summarization. First, the relationship between character dialogue and plot details is not straightforward. Plot events are often expressed indirectly in dialogue, and dialogue contains other information that is not directly relevant to the plot, such as character development and humor. Also, a typical episode has multiple subplots that proceed in parallel, with consecutive scenes often describing different subplots. Solving SUMMSCREEN requires drawing information from utterances across a wide range of the input and integrating the information to form concise plot descriptions. Moreover, since actual TV episodes ground their scripts with audio-visual accompaniment, many details may be omitted from the transcript itself. This omission of details and the other challenging aspects mentioned above have inspired research into other NLP tasks on TV show transcripts, such as entity tracking (Chen and Choi, 2016; Choi and Chen, 2018) and coreference resolution (Chen et al., 2017; Zhou and Choi, 2018).

Another prominent characteristic of TV series transcripts is their focus on characters. To reflect this aspect, we propose two entity-centric metrics to evaluate the quality of generated plot summaries. One is based on bags of characters, which measures the overlap of the characters that appear in both the generated and reference

Transcript:

[The apartment]

Sheldon : What color would you like to be ?

Leonard : Well , I 'd like to be green , but you know you always take it .

Sheldon : That 's not true . Any color 's fine with me . Yeah , I could be a -
a combination of blue and yellow .

Leonard : Blue and yellow make green .

Sheldon : Well , then it 's settled .

Penny : Hi . Ready to go ?

Sheldon : Oh , good news , we ordered lunch , so we can all stay here and
play **Lord of the Rings Risk** .

Amy : Sheldon , we said that we would play games with you tonight .

Sheldon : Oh , no , we 'll still be playing it tonight , **this game** can easily
take eight hours .

Penny : Sweetie , you really thought I 'd want to do this ?

Leonard : No .

Penny : Well , did you tell him that ?

Leonard : Yes .

Penny : Did you say it out loud with words ?

Leonard : No .

Penny : I do n't want to spend the whole day playing **a board game** .

...

Recap:

Sheldon and Leonard are happy playing **a board game** until Amy and Penny say they are tired of doing what the guys want ...

Figure 6.2: Excerpts from an example from SUMMSCREEN. The transcript and recap are from the TV show “The Big Bang Theory”. Generating this sentence in the recap requires discerning the characters’ feelings (clues in the transcript are underlined) about playing the board game (references are shown in red). Colored boxes indicate utterances belonging to the same conversations.

recaps. The other metric measures character relations: the overlap of cooccurrences of character pairs in generations and recaps.

We empirically evaluate several types of methods on SUMMSCREEN. We consider nearest neighbor models, which look up similar transcripts or recaps, neural abstractive summarization models, and hybrid models, which use the nearest neighbor models as content selectors followed by abstractive summarization. Oracle extractive approaches outperform all models on all the automatic metrics. These results suggest that the benchmarked methods are unable to fully exploit the input

transcripts and that improving content selection may be a promising research direction.

Human evaluations show that our non-oracle hybrid models are competitive with their oracle counterparts in terms of generating faithful plot events. Hybrid models may be promising approaches for future research. Qualitative analysis shows that neural models tend to generate generic summaries, hybrid models can benefit from better content selection, and hybrid models sometimes generate unfaithful details.

6.2.2 Related Work

There has been prior work on **extractive** screenplay summarization (Gorinski and Lapata, 2015; Papalampidi et al., 2020), and analyzing crime drama (Frermann et al., 2018). The majority of TV show transcripts are dialogues, relating our work to prior work on dialogue and meeting summarization. Relevant datasets have been studied for medical dialogues (Joshi et al., 2020a; Krishna et al., 2021b), chitchat (SAMSum; Gliwa et al., 2019), podcasts (Clifton et al., 2020), meetings (AMI; Carletta et al., 2005; ICSI; Janin et al., 2003; QMSum; Zhong et al., 2021a), livestreams (StreamHover; Cho et al., 2021), online forums (ForumSum; Khalman et al., 2021) and news interviews (MediaSum; Zhu et al., 2021).

There have been attempts in summarizing long-form text (other than screenplays), such as books (Mihalcea and Ceylan, 2007), scientific articles (PubMed and arXiv; Cohan et al., 2018), multiple news articles (Multi-News; Fabbri et al., 2019), opinionated text (RottenTomatoes; Wang and Ling, 2016), patents (Sharma et al., 2019), TV show stories (TVRecap; Chen and Gimpel, 2021) and (extractive summarization of) chapters of novels (Ladhak et al., 2020). More detailed discussion on the differences between these datasets and SUMMSCREEN is in the next section.

Recently there have been efforts on adapting resources for TV shows for different tasks, including question answering (Ma et al., 2018a; Yang and Choi, 2019), speaker identification (Ma et al., 2017), sarcasm detection (Joshi et al., 2016), emotion detection (Zahiri and Choi, 2017; Hsu and Ku, 2018), character relation extraction (Yu et al., 2020), and story generation (Chen and Gimpel, 2021).

	uni.	bi.	tri.	four.	src.	tgt.
SUMMSCREEN						
FD	81.6	29.9	5.6	1.3	7.6k	113.7
TMS	86.5	34.1	6.9	2.1	6.4k	380.6
Other summarization datasets						
XSum [†]	64.2	16.6	4.5	1.5	431.1	23.3
CNNDM [§]	80.5	43.1	25.6	17.2	810.6	56.2
MNews [§]	82.2	42.9	24.3	17.7	2.1k	264.7

Table 6.12: Fraction (%) of n-grams in the **output summaries** that also appear in the inputs, and the average numbers of tokens for the inputs and outputs. Datasets with smaller fractions of overlapping n-grams tend to favor abstractive summarization approaches. Results marked by † and § are from Narayan et al. (2018) and Fabbri et al. (2019) respectively.

6.2.3 SUMMSCREEN

An instance in SUMMSCREEN contains a transcript from TV series and its corresponding recap. The transcripts consist of dialogue utterances with speaker names, and descriptions of scenes or character actions. The recaps are human-written summaries of the corresponding transcripts. Fig. 6.2 shows an example in SUMMSCREEN from the TV show “The Big Bang Theory”. The transcript documents a dialogue involving four characters (Sheldon, Leonard, Penny, and Amy) about playing a board game, and the recap summarizes the dialogue into sentences.

Dataset Construction. We use two sources to construct SUMMSCREEN: The TV MegaSite, Inc. (TMS)¹¹ and ForeverDreaming (FD),¹² both of which provide community-contributed transcripts. As FD does not provide recaps, we obtain recaps of FD shows from Wikipedia and TVMaze.¹³ To ensure dataset quality of SUMMSCREEN, we filter out instances based on two criteria. First, the overlap ratio of TV show characters appearing in the recap and its transcript should be higher than 85%. We use this criterion to ensure that the alignments between recaps and transcripts are correct. Second, the number of transcript lines that have speaker information (“character utterances”) should be larger than 100. We use this criterion to eliminate transcripts that are essentially subtitles, i.e., utterances without speaker

¹¹<http://tvmegasite.net/>

¹²transcripts.foreverdreaming.org

¹³www.tvmaze.com, an online TV database curated by TV fans.

	FD	TMS
number of shows	88	10
number of episodes	4348	22503
min. # episodes per show	1	168
max. # episodes per show	568	3784
median # episodes per show	9.0	1973.5
avg. # episodes per show	49.4	2250.0
avg. # tokens in recaps	113.7	380.6
avg. # tokens in transcripts	7605.4	6420.7
avg. # lines in transcripts	447.6	360.8
avg. # char. utterances in transcripts	330.7	327.0
avg. # uniq. char. in recaps	5.8	14.3
avg. # uniq. char. in transcripts	20.6	29.8

Table 6.13: Detailed dataset statistics for SUMMSCREEN.

information. In practice, for each transcript line, if a colon symbol appears in the first 8 tokens and there exists at least one character name in front of the colon symbol, we will count it as a character utterance. We note that FD and TMS do not have overlapping TV series.

In Table 6.12, we compute n-gram overlap ratios between recaps and transcripts for measuring the abstractiveness of SUMMSCREEN. From the results, We find that despite SUMMSCREEN has longer summaries, its fraction of overlapping four-gram is comparable to XSum (Narayan et al., 2018) which is known for abstractiveness, suggesting that SUMMSCREEN favors abstractive approaches.

Table 6.13 shows data statistics and Fig. 6.3 shows the genres of the TV shows from the two sources.¹⁴ When computing the number of unique characters in TV shows, we first collect the character names from TVMaze and the named entities¹⁵ preceding the colon symbols in transcripts. We then perform string matching to obtain numbers of TV show characters in recaps and transcripts. From these two tables, we observe that FD and TMS are different in many aspects. First, FD covers more diverse genres than TMS. This is partly due to the fact that TV shows from TMS are soap operas. Second, transcripts from FD are longer, which is caused by the fact that the transcripts from FD tend to have more descriptions about environments or character actions, whereas the ones from TMS are mostly made up of dialogue (see Table 6.13). Third, recaps from FD are shorter whereas recaps from TMS seek

¹⁴The genre information is from TVMaze where a TV show may correspond to multiple genres.

¹⁵We use the named entity recognizer from spaCy.

Genre	Count
Drama	65
Romance	24
Comedy	23
Crime	18
Action	15
Science-Fiction	12
Adventure	9
Supernatural	9
Mystery	8
Thriller	5
Family	5
Medical	5
Fantasy	4
Horror	4
History	3
Sports	3
Western	3
Children	2
Legal	2
Espionage	1
Music	1

Genre	Count
Drama	10
Romance	6
Family	4
Medical	1

Figure 6.3: Left: TV show genres from ForeverDreaming. Right: TV show genres from TVMegaSite.

ForeverDreaming	Train	Dev	Test
# shows	66	78	81
# episodes	3673	338	337
TVMegaSite	Train	Dev	Test
# shows	10	10	10
# episodes	18915	1795	1793

Table 6.14: Statistics of train/dev/test splits for ForeverDreaming and TVMegaSite.

to cover more details. Fourth, writing styles are more diverse in FD than those in TMS. In light of these differences, we treat FD and TMS as different datasets in the following experiments.

We create train/dev/test splits for FD and TMS by ensuring the ratio to be roughly 10:1:1, and filter out instances in the dev/test splits if the reference texts are shorter than 30 word tokens. The statistics of the splits are shown in Table 6.14.

	# instances	# tokens (input)	# tokens (summary)	# speakers	Domain
Multi-News	56.2k	2103.5	264.7	-	News
RottenTomatoes	3.7k	2124.7	22.2	-	Reviews
arXiv	215k	4938.0	220.0	-	Science
PubMed	113k	3016.0	203.0	-	Science
GovReport	19.5k	9409.4	553.4	-	Government Reports
TVRecap	29.0k	1868.7	221.6	-	Television Series
SAMSum	16.4k	83.9	20.3	2.2	Chitchat
ForumSum	4.1k	303.5	36.0	6.7	Forum Messages
MediaSum	463.6k	1553.7	14.4	6.5	News Interviews
AMI	137	4757.0	322.0	4.0	Meetings
ICSI	59	10189.0	534.0	6.2	Meetings
QMSum	1.8k	9069.8	69.6	9.2	Meetings
SUMMSCREEN	26.9k	6612.5	337.4	28.3	Television Series

Table 6.15: Statistics for datasets focusing on abstractive summarization for long-form text or dialogue. The numbers are averaged over instances. We omit number of speakers for datasets that do not contain dialogue. SUMMSCREEN combines long source inputs, large numbers of speakers, and a moderate number of instances.

Dataset Comparison. We compare SUMMSCREEN to other abstractive dialogue summarization datasets in Table 6.15. SUMMSCREEN differs from other datasets in several ways:

1. Compared to recently proposed large-scale dialogue summarization datasets (i.e., SAMsum and MediaSUM), SUMMSCREEN has longer source inputs.
2. Compared to other dialogue summarization datasets, SUMMSCREEN has larger numbers of speakers per instance. The TV series genre focuses on narrative, which is typically entity-centric and can include multiple parallel subplots in a single episode.
3. Compared to AMI, ICSI and QMSum, which are long-input meeting summarization datasets, SUMMSCREEN has far more instances.
4. Unlike most of the other datasets, SUMMSCREEN contains many episodes of a single show (e.g., more than 3k episodes for TMS). This episodic structure could be used to model character arcs, the evolution of character personality traits and character relationships over episodes, among others.

Properties (1) and (2) above make extracting information from transcripts more challenging than other datasets. The third property means that SUMMSCREEN is large

enough to train and evaluate neural methods.

The Spotify Podcast Dataset (Clifton et al., 2020) and StreamHover (Cho et al., 2021) are similar to SUMMSCREEN in that they contain transcribed speech and summaries. However, the transcriptions are obtained automatically and therefore contain errors.¹⁶ The datasets therefore involve speech processing (or at least handling speech recognition errors) compared to SUMMSCREEN, which has human-written transcripts.

Since MediaSum is constructed from news transcripts, it is the most similar dataset in Table 6.15 to SUMMSCREEN. However, the summaries in MediaSum are twenty times shorter than those in SUMMSCREEN, and the average number of speakers per instance is only a quarter of that in SUMMSCREEN. Furthermore, our results in Section 6.2.5 indicate that our dataset is much harder than MediaSum as the pre-trained models perform worse on our dataset than on MediaSum according to automatic metrics.

Dataset Challenges. We qualitatively analyze the challenging aspects of SUMMSCREEN. Since the transcripts focus on dialogue among characters, along with limited descriptions of scenes and actions, it leads to the challenge that plot information is not stated explicitly but rather only implied in the dialogue. For example, the transcript in Fig. 6.2 does not explicitly describe what Sheldon and Leonard are playing. However, it is implied by Sheldon when he mentions playing “Lord of the Rings Risk,” and later by Penny when she says that she does not “want to spend the whole day playing a board game.”

A related challenge is the need to understand the context in which characters’ utterances are situated. In the example, the recap describes four characters taking sides regarding playing a board game. The transcript expresses the characters’ sentiments through their interactions with one another. The conflict does not occur until Sheldon proposes to “stay here and play Lord of the Rings Risk”, and it becomes more apparent when Penny mentions she does not want to play the board game. Given the context, Leonard’s series of yes and no responses to Penny’s questions is largely due to the awkward situation, and it actually shows that he is happy playing the game as he and Sheldon are doing so at the beginning of the scene. Similarly, Amy

¹⁶For this reason, we do not include their statistics in Table 6.15.

119 DOCTOR : Camera ! Camera ! (takes camera from ALEC 'S
 unresisting hands)
 ...
 212 The DOCTOR turns around and continues to take photos with the
 camera ...
 ...
 256 DOCTOR : The TARDIS is like a cat - a bit slow to trust (runs to
 TARDIS) but you 'll get there in the end . (goes inside)
 ...
 336 DOCTOR : Right ! Done ! That 's it ... She 's not a ghost ... but she
 's definitely a lost soul . (walks over to screen) Her name 's Hila
 Tacorian . She 's a pioneer , a time traveller - or at least she will be , in a
 few hundred years .
Summary: ... the Doctor borrows Alec 's camera and uses the TARDIS
 to take pictures of the mansion 's location throughout time . Thanks to
 this , the Doctor learns it 's not a ghost in the pictures , but a time traveler
 named Hila Tacorian ...
TV show: Doctor who

(a) An excerpt from the TV show “Doctor Who”.

251 (... Bohannon pulls out another nail and then another ...)
 252 (The Swede is unlocking the door .)
 253 (Bohannon slips through the hole in the floor ...)
 254 (The Swede pulls open the door and sees that Bohannon has
 escaped ...)
 255 (Bohannon crouches under the train platform ...)
 256 (... they search around the platform looking for Bohannon but he
 has already moved on .)
 257 (Bohannon blends in with a group of workers .)
 258 [Scene break]
 ...
 410 [CUT TO : INT . Durant 's car]
 411 (... Bohannon stands just behind the door of the car . Durant turns ,
 confused but not startled to see him standing there .)
 412 Bohannon : (nods) Mr. Durant .
Summary: ... Cullen escapes the captivity of the Swede and goes to
 Durant 's office ...
TV show: Hell on wheels

(b) An excerpt from the TV show “Hell on wheels”.

Figure 6.4: Two excerpts from SUMMSCREEN showing that generating summaries from TV show transcripts requires drawing information from a wide range of the input transcripts. We only show lines in the transcripts that are closely related to the shown parts of summaries. The number at the beginning of each line is the line number in the original transcript. For the first instance, we omit a few lines containing clues about the doctor taking pictures of the mansion at different times due to space constraints.

mentions their previous agreement with Sheldon as a way of politely declining Sheldon’s plan. The sentiments of characters are not necessarily easily discernible from their utterances but rather must be inferred using context and knowledge about the characters.

Another challenge in SUMMSCREEN is the need to draw information from a wide range of the input transcripts, which arises for two primary reasons. First, there are many utterances that serve a purpose other than driving the plot forward. They may help to develop characters or character relationships, or to add humor or suspense. These lines enrich the narrative but their information content is often omitted from the summaries. For example, in the first instance in Fig. 6.4, we show key lines from the transcript that pertain to the excerpt of the summary. There are many other lines between the lines shown, which are conversations between the doctor and other characters. This property necessitates the models’ ability to correctly attend to major events across the transcript when generating summaries. The pattern can also be observed in Table 6.13 through the differences between the number of unique characters in recaps and transcripts. More than half of the characters in the transcripts are not contained in the recaps.

The second reason why information needs to be combined across wide ranges of the input relates to scene breaks and multiple plots. As a TV show often narrates a few plots in parallel, scene breaks are used to separate the stories. The discontinuity sometimes requires models to connect subplots hundreds of lines apart. For example, for the second instance in Fig. 6.4, the show uses scene breaks to express what is happening when Cullen Bohannon escapes from the Swede, which is why there are almost two hundred lines between Cullen Bohannon’s escape and his appearance at Durant’s office.

6.2.4 Method

In this section, we describe modeling approaches that we benchmark on SUMMSCREEN. We note that since the meaning of sentences in transcripts is highly context-dependent, extractive summarization approaches are not expected to be useful for this dataset. We report the results from nearest neighbor-based extractive summarizers mostly for characterizing the dataset.

Neural Models. We use transformer based sequence-to-sequence architectures (Vaswani et al., 2017). Because transcripts are quite long, we limit the number of encoder hidden vectors that are used in the decoder’s attention mechanism. To do so, when encoding transcripts, we first append a special token [EOS] to each line of the transcript, and then linearize the transcript. We then only feed the vectors representing these special tokens to the decoder. We use the Longformer (Beltagy et al., 2020) as our encoder architecture, and set the [EOS] tokens to use global attention. For our decoders, we use the standard transformer architecture.

Nearest Neighbor Models (NNMs). We consider two metrics when finding nearest neighbors: BM25 (Robertson et al., 1995; a popular metric for information retrieval), and ROUGE scores. We use ROUGE scores as they are used for evaluation, and we use BM25 because it is designed for retrieving long documents whereas ROUGE scores are not. When using ROUGE scores, we use the average of ROUGE-1, ROUGE-2, and ROUGE-L. We consider three types of nearest neighbor search: transcript-to-transcript, recap-to-transcript, and recap-to-recap.

Recap-to-transcript (NNM-r2t). We use each sentence in the recap as queries and the lines in the corresponding transcript as candidates. The generation is formed by the nearest neighbors for each sentence. We use BM25 or ROUGE scores as the metric. This method can serve as an oracle result for an extractive summarization system, showing roughly how much information can be extracted at the utterance level from the source transcript.

Transcript-to-transcript (NNM-t2t). We use the transcripts in the test sets as queries, the transcripts in the training sets as candidates, and then find the nearest neighbors using BM25. The generations are the corresponding recaps. This baseline measures the similarity of instances between training and test splits.

Recap-to-recap (NNM-r2r). This setting is similar to the “transcript-to-transcript” setting, but we use recaps for both queries and candidates, and we use ROUGE and our proposed entity-centric scores (see Section 6.2.5 for more details) as the metric. When using the entity metrics, we use the average of the 4 metric scores. This is an oracle baseline of the “transcript-to-transcript” setting and also measures the similarity of the splits.

Hybrid Models. As content selection has been shown to be helpful in prior work (Gehrmann et al., 2018; Liu* et al., 2018), we use the “recap-to-transcript” nearest neighbor model and BM25 as the metric to select the most salient content from transcripts, and then apply neural models to the selected content when performing generation. As these methods combine nearest neighbor models and neural models, we refer to them as hybrid models.

In particular, for each sentence in the recap, we find the top three most similar lines in the transcript, include two extra lines that come before or after the selected lines as context, and also include a line that is retrieved by using the whole recap. As the selected content is significantly shorter than the original transcript, it allows us to use pretrained models.¹⁷ Therefore, in this setting, we fine-tune a pretrained BART-large model (Lewis et al., 2020b). We note that as the nearest neighbor models rely on the gold standard recaps, this hybrid model demonstrates an approximate upper bound on performance when using powerful content selectors.¹⁸

To establish a non-oracle baseline, we train neural models to predict the selected lines, and then fine-tune BART-large models on the predicted lines. Details of the architecture for this component, which we call our “neural content selector”, are as follows. We use a 3-layer longformer encoder followed by a 2-layer feedforward network with GELU activations Hendrycks and Gimpel (2016). We perform early stopping based on F1 scores on the development sets, where the threshold is chosen by averaging over the oracle thresholds for each instance. When selecting content, we use the threshold chosen based on the development set and ensure that no less than 10% of lines for each transcript are selected. The model achieves test performance (F1 scores) of 19.0 on FD, 19.2 on anonymized FD, 41.5 on TMS, and 40.1 on anonymized TMS.

	Generic Metrics					Entity Metrics				
	BLEU	R1	R2	RL	avg.	BoC-p	BoC-r	BoR-p	BoR-r	avg.
ForeverDreaming										
NNM-r2t (oracle, BM25)	3.4	34.3	6.6	29.6	18.5	70.5	61.9	36.4	16.1	46.2
NNM-r2t (oracle, RG)	3.9	34.8	8.5	31.5	19.7	76.7	63.3	46.5	21.3	52.0
NNM-r2r (oracle, RG)	9.9	38.8	11.5	33.9	23.5	50.6	51.4	24.6	26.8	38.4
NNM-r2r (oracle, Entity Metrics)	5.5	31.1	6.8	27.1	17.6	58.6	79.6	26.4	43.7	52.1
NNM-t2t	7.9	31.3	7.8	27.4	18.6	56.5	59.2	28.2	29.4	43.3
Neural model	2.6	25.9	4.2	23.8	14.1	54.7	38.5	22.8	15.1	32.8
Hybrid model	2.4	25.3	3.9	23.1	13.7	61.2	51.4	29.8	23.6	41.5
Hybrid model (oracle)	3.0	26.4	5.0	23.3	14.4	70.0	57.8	36.9	29.1	48.5
TVMegaSite										
NNM-r2t (oracle, BM25)	6.7	45.0	10.2	43.0	26.2	82.5	80.4	57.7	18.1	59.7
NNM-r2t (oracle, RG)	8.5	44.1	11.7	42.4	26.7	85.2	76.8	61.2	16.9	60.0
NNM-r2r (oracle, RG)	7.9	49.0	11.6	46.9	28.9	59.2	59.0	29.5	29.9	44.4
NNM-r2r (oracle, Entity Metrics)	4.9	42.8	8.8	40.4	24.2	60.8	81.7	26.0	37.5	51.5
NNM-t2t	6.2	43.2	8.6	41.4	24.9	63.2	69.3	31.8	35.3	49.9
Neural model	7.9	42.9	11.9	41.6	26.1	86.1	48.7	48.9	22.3	51.5
Hybrid model	5.5	38.8	10.2	36.9	22.8	84.5	57.2	51.0	29.3	55.5
Hybrid model (oracle)	8.9	42.1	11.9	40.9	25.9	84.0	69.5	56.4	36.8	61.7

Table 6.16: Results on the SUMMSCREEN test sets. BLEU, R1, R2, and RL are BLEU and ROUGE scores between model generated and reference recaps. Bo{C,R}-{p,r} are precision and recall for bag of characters and bag of character relations, respectively. The highest numbers for each dataset in each column are in bold.

6.2.5 Experiments

Experimental Setup. We report BLEU, ROUGE-1 (R1), ROUGE-2 (R2), and ROUGE-L (RL). We report the average of these four metrics as it generally shows the semantic similarities between generations and references. We will refer to these metrics as generic metrics as they treat each word equally.

As characters are fundamental to TV show plots, we believe the quality of plot summaries also depends on including the right characters. To take this factor into account, we compute several bag of character (BoC) metrics based on the fraction of the overlapping characters between generated and gold standard recaps. Formally,

¹⁷After the selection steps, the average number of tokens of the transcripts for FD and TMS reduces to 1138.9 and 3252.7 respectively.

¹⁸We use the maximum sequence length of 1024 (i.e., we truncate the input sequences if they are longer than 1024) for BART-large due to computational constraints.

we define the BoC precision to be

$$\frac{|f(\text{generation}) \& f(r)|}{|f(\text{generation})|}$$

where f is a function that extracts the bag of characters from some text, where we perform string matching based on the character names that are automatically extracted during dataset construction (see Section 6.2.3), $\&$ computes the intersection of two bags, $|\cdot|$ returns the size of its inputs, and r is the gold standard recap. Similarly, we define the BoC recall to be

$$\frac{|f(\text{generation}) \& f(r)|}{|f(r)|}$$

Since BoC does not consider relations between characters, we also report bag of character relations (BoR) metrics based on the cooccurrence of character pairs. We assume two characters are related when they appear in the same sentence. After obtaining the character relations from the gold standard recaps and the generations, we compute recall and precision against the recaps following the same approach as BoC. We note that the extracted relations are non-directional, and BoR does not consider frequency of the cooccurrences. We also report the averages of both precisions and recalls from both the BoC and BoR metrics. Code and the dataset are available at <https://github.com/mingdachen/SummScreen>.

Hyperparameters. We set the maximum sequence length to be 14336 for the encoder and 1024 for the decoder. We use byte-pair encoding Sennrich et al. (2016) with approximately 10k vocabulary size. We use a 1-layer encoder and a 12-layer decoder with 1024 hidden units unless otherwise specified. We use an effective batch size of 200, and train the models for 50 epochs. During training, we perform early stopping on the development sets based on perplexities. During testing, we use beam search with trigram blocking Paulus et al. (2018) and a beam size of 5.

Experimental Results. We report test results for FD and TMS in Table 6.16. Our findings for the nearest neighbor models are as follows:

1. We find that the nearest neighbor models give strong performance on our dataset. In particular, NNM-r2t shows the best performance in general. This demonstrates that there is still room for improving the ability of our neural models to extract

the most useful information from transcripts, suggesting that improved transcript modeling may be a fruitful research direction for these datasets.

2. We observe that NNM-r2r exhibits different strengths when based on different metrics, for example, using ROUGE scores will lead to results favorable to generic metrics.

As for the results involving neural models, our findings are as follows:

1. The neural model shows strong performance in generic semantic matching but it is relatively weak in entity metrics compared to the non-oracle baselines.
2. The hybrid model is better than the neural model in terms of generating character mentions and relations. With the help of the oracle content selector, the hybrid model improves significantly in both semantic matching and entity-related metrics, showing that future research may find improvement by designing better content selectors.

6.2.6 Analysis

Anonymized SUMMSCREEN. As plots for TV shows are typically about a limited number of characters, models trained on SUMMSCREEN may focus on those characters and their typical behaviors rather than the actual actions taking place in the input transcripts. To eliminate this effect, we create an anonymized version of SUMMSCREEN by replacing character names with random character IDs. We ensure that the IDs of particular characters in different episodes are randomly assigned (i.e., IDs are not consistent across episodes).

Fig. 6.5 shows an example from anonymized SUMMSCREEN. Anonymized question answering datasets have also been created out of similar concerns to those just described (Hermann et al., 2015).

Results for Anonymized SUMMSCREEN. In Table 6.17, it is interesting to observe the performance differences of the nearest neighbor models between the anonymized and non-anonymized datasets. The gaps show that the anonymization does not lead to much difference regarding the similarities between recaps and

Anonymized Transcript:

[The apartment]
ENTITY90 : What color would you like to be ?
ENTITY74 : Well , I 'd like to be green , but you know you always take it .
ENTITY90 : That 's not true . Any color 's fine with me . Yeah , I could be a - a combination of blue and yellow .
ENTITY74 : Blue and yellow make green .
ENTITY90 : Well , then it 's settled .
ENTITY77 : Hi . Ready to go ?
ENTITY90 : Oh , good news , we ordered lunch , so we can all stay here and play Lord of the Rings Risk .
ENTITY99 : ENTITY90 , we said that we would play games with you tonight .
ENTITY90 : Oh , no , we 'll still be playing it tonight , this game can easily take eight hours .
ENTITY77 : Sweetie , you really thought I 'd want to do this ?
ENTITY74 : No .
ENTITY77 : Well , did you tell him that ?
ENTITY74 : Yes .
ENTITY77 : Did you say it out loud with words ?
ENTITY74 : No .
ENTITY77 : I do n't want to spend the whole day playing a board game .
...

Anonymized Recap:

ENTITY90 and ENTITY74 are happy playing a board game until ENTITY99 and ENTITY77 say they are tired of doing what the guys want ...

Figure 6.5: An excerpt from anonymized SUMMSCREEN that corresponds to the instance in Fig. 6.2. Character names are replaced with IDs that are permuted across episodes.

transcripts, but it makes correlations among recaps and transcripts much weaker especially for those entities.

Effect of Anonymization. We study the effect of anonymization by investigating performance on rare entities. To do so, we first compute entity frequencies for each TV show from the training set, rank the entities by their frequencies, pick the rare entities according to the rank, and evaluate performance for the selected entities. We summarize the results in Table 6.18. We find that models trained on the anonymized TMS dataset give better performance on rare entities, suggesting that anonymization helps in modeling rare entities. The fact that the two models have the same performance in the “all” setting shows that anonymization also makes the learning of common entities harder, matching our expectations.

	Generic Metrics					Entity Metrics				
	BLEU	R1	R2	RL	avg.	BoC-p	BoC-r	BoR-p	BoR-r	avg.
Anonymized ForeverDreaming										
NNM-r2t (oracle, BM25)	3.5	34.5	6.8	30.0	18.7	70.4	60.4	37.5	16.7	46.2
NNM-r2t (oracle, RG)	4.0	34.7	8.5	31.4	19.7	76.8	63.4	49.1	22.6	53.0
NNM-r2r (oracle, RG)	7.9	34.3	9.1	30.1	20.4	5.4	6.3	0.2	0.1	3.0
NNM-t2t	6.0	26.2	6.0	23.0	15.3	21.5	6.6	5.0	0.2	8.3
Neural model	2.6	28.6	4.6	25.1	15.2	65.0	57.7	27.9	30.6	45.3
Hybrid model	2.3	23.1	3.9	20.6	12.5	12.2	2.3	0.3	0.0	3.7
Hybrid model (oracle)	2.9	26.0	5.0	22.2	14.0	33.9	8.8	3.6	0.6	11.7
Anonymized TVMegaSite										
NNM-r2t (oracle, BM25)	6.9	45.0	10.2	42.9	26.2	82.6	80.5	58.9	20.7	60.7
NNM-r2t (oracle, RG)	8.7	44.1	11.7	42.3	26.7	85.3	76.7	61.8	19.3	60.8
NNM-r2r (oracle, RG)	6.0	42.8	9.3	41.1	24.8	46.3	14.7	3.8	0.6	16.3
NNM-t2t	4.4	26.2	6.0	23.0	14.9	47.7	15.2	3.8	0.5	16.8
Neural model	7.1	41.6	11.6	40.4	25.2	86.8	53.6	32.0	15.2	46.9
Hybrid model	6.2	37.7	9.3	36.4	22.4	82.5	62.3	47.4	30.2	55.6
Hybrid model (oracle)	6.1	38.9	10.1	37.6	23.2	84.3	68.1	55.6	38.8	61.7

Table 6.17: Results on the anonymized SUMMSCREEN test sets. BLEU, R1, R2, and RL are BLEU and ROUGE scores between model generated and reference recaps. Bo{C,R}-{p,r} are precision and recall for *Bag of Characters* and *Bag of Character Relations*, respectively. The highest numbers for each dataset in each column are in bold.

Fraction	TMS	Anonymized TMS
All	61.7	61.7
80%	19.1	25.5
60%	11.0	17.0

Table 6.18: Average scores of entity metrics computed on various subsets of entities, dropping the most common entities when forming subsets. For example, the “80%” row corresponds to omitting the most frequent 20% of entities in each TV show. Results are based on the oracle hybrid model.

	Generic	Entity
ForeverDreaming		
w/o copy mechanism	12.4	29.3
w/ copy mechanism	12.6	27.1
Anonymized ForeverDreaming		
w/o copy mechanism	11.2	11.9
w/ copy mechanism	12.1	31.2

Table 6.19: Comparing models with and without the copy mechanism on ForeverDreaming.

	Generic	Entity
ForeverDreaming		
FD Only	16.5	47.3
TMS + FD	16.9	50.1
Anonymized ForeverDreaming		
Anonymized FD Only	13.7	11.3
Anonymized (TMS + FD)	17.1	52.9
TVMegaSite		
TMS Only	25.9	61.7
TMS + FD	23.2	58.0
Anonymized TVMegaSite		
Anonymized TMS Only	23.2	61.7
Anonymized (TMS + FD)	22.7	59.8

Table 6.20: Results of the oracle hybrid model comparing training on both datasets (TMS + FD) to training on the in-domain dataset only. The metrics are averaged scores of the generic and entity metrics. Training on both datasets helps for FD but hurts for TMS.

Effect of Copy Mechanism. We report results on ForeverDreaming in Table 6.19 comparing models with and without the copy mechanism. We note that models used in this table use 6-layer decoders with 512 hidden units, so the results are not directly comparable to other results. From the results in Table 6.19, we find that the copy mechanism helps tremendously on the anonymized dataset, but gives mixed results on the non-anonymized dataset. This is likely due to the fact that for the anonymized dataset, there is not enough training data for the character ID embeddings, and the copy mechanism helps to reduce the required supervision. While there may be better ways of handling the character IDs that may avoid this issue (e.g., sampling IDs from exponential-like distributions rather than uniform distribution), we leave this for future research.

However, this benefit does not hold for the non-anonymized dataset as the models are able to exploit more information when learning character name embeddings by having access to the character names.

Effect of Combining FD and TMS. We study the effect of transfer learning using these two resources. When doing so, we use the training and development sets constructed from both resources, and at test time, we evaluate models on the official test splits. We experiment with the oracle hybrid model and report results in Ta-

	Predicates	Character Relation
NNM-t2t	1.6±0.8	2.1±1.1
Hybrid model	2.3±0.9	2.0±1.0
Hybrid model (oracle)	2.4±1.0	2.4±1.0

Table 6.21: Human evaluation results. We report the average scores and their corresponding standard deviations for questions on predicate match and character relation similarity.

ble 6.20. In general, we find that extra training data helps FD. We hypothesize that this is due to the relatively small size of FD. However, for TMS, training on FD harms performance, which is likely because of the larger training set size for TMS and the differences between the two resources. It is interesting to see that the anonymized ForeverDreaming benefits greatly from additional training data, supporting our previous hypothesis that the copy mechanism helps to reduce the amount of required supervision.

Human Evaluation. We conduct human evaluations for three models: NNM-t2t, hybrid model, and hybrid model (oracle). To evaluate two key aspects of SUMM-SCREEN, namely events and characters relationships, we ask human annotators two questions. The first is “Do the predicates in the generation match the predicates in the reference?”¹⁹ The second is “When multiple characters are mentioned as being related in some way in the generated recap, are those same characters mentioned as being related in some way in the reference?” We disregard the subjects in the first question because the second question involves evaluating characters and we want the two questions to focus on different aspects to maximize the efficiency of human annotations. Ratings are on a 1-5 scale with 5 indicating a perfect match. We randomly picked instances from the FD test set. We (the authors) annotated 120 instances in total for each question.

After dropping 2 invalid annotations for the second question (as there may not be multiple characters mentioned), we summarize results in Table 6.21. While trends for the model performance on character relations are generally similar to our observations in Table 6.16, the results for predicate match are very different for NNM-t2t. This is likely because the first question is about predicates disregarding the correct-

¹⁹By “predicate” here we mean the part of a sentence or clause containing a verb and stating something about the subject (e.g., “went home” in “John went home”).

Reference	The remains of two witches , one of which is from the Salem witch trials from the 1600s and the other a modern day Wiccan , are discovered in the remains of a burnt out cabin . Booth and Brennan investigate the world of Wicca , including discovering the Wiccan group of which the victim was a part . Hodgins and Angela wind up in jail after some reckless driving and have to work the case from the jail cell . After spending quality time together , they realize they are still in love . Hodgins subsequently proposes to Angela and they are married by the judge who hears their case .
Neural model	Booth and Brennan are called to investigate when they are found dead in the death of a young woman who is found in to investigate . Meanwhile , Brennan and Booth are found at the victim 's death of an old friend , but the team must find out to investigate the team up with the case . The team investigates a young man who was killed when they discover that the victim was killed . The victim was not have been retrieve her father , Booth and Angela and Booth 's father 's death .
Hybrid model	While the team investigates the death of a 40-year - old woman , who was found buried in a rock quarry . They discover that the woman 's feet were curled after she was buried , and that the bones were de - fleshed prior to her death . Meanwhile , Hodgins and Angela are in jail . Hodgins tells Angela that he 's a witch , but Angela tells Hodgins that she 's not a witch . The team finds out that the victim 's sister , Cheri , was also buried in the quarry .
Hybrid model (oracle)	While the team investigates the death of a woman found buried in the woods . They discover that the victim was a Wiccan , and that she may have been a victim of a ritual that was used during the Salem Witch Trials . They also find that the woman was wearing red slippers and that her feet curled up after she was dead . Meanwhile , Hodgins and Angela are in a jail cell , and they are having a hard time adjusting to their new life in the city . The case is complicated by the fact that the body of the woman who was found is a young girl .

Table 6.22: Generation samples from ForeverDreaming. The instance is from the TV show "Bones".

ness of the participants. We also want to highlight that compared to the oracle hybrid model, the non-oracle one shows competitive performance on predicate match but is less close in terms of generating correct character relations, showing future opportunities for improving this model.

Generation Samples. In Table 6.22, we show generation samples for the following models: the neural model, the hybrid model, and the oracle hybrid model. The neural model manages to fit most of the character names from the reference into the generation. The generation shares similar topics with the reference, but compared

to the hybrid models it lacks specifics. This matches our observations from the automatics metrics where the neural model performs better on the generic metrics but worse on the entity metrics on the non-anonymized datasets. We hypothesize that this is caused by the difficulty of modeling long-form text.

In the output of the non-oracle hybrid model, many facts that are not mentioned in the reference are actually from the transcript. For example, “40-year-old woman” and “de-fleshed prior to her death” are in the transcript. Despite containing many specifics, the generation misses a few important details, such as the absence of mentioning main characters involved (i.e., Brennan and Booth). It also has incorrect facts. For example, according to the transcript, there are rocks at the scene, but the model describes the setting as a rock quarry. Compared to the other three models, the generation from the oracle hybrid model is the most faithful, although there are still incorrect facts (e.g., “... and they are having a hard time adjusting to their new life in the city.”). The differences between the oracle and non-oracle hybrid model suggest that future research can focus on improving models’ capabilities of doing content selection. As both oracle and non-oracle hybrid models suffer from generating incorrect facts, faithfulness in generation is also an important future research direction.

6.3 Story Generation with Constraints

6.3.1 Introduction

Story generation is the task of generating a coherent narrative. Due to its open-ended nature, increasing efforts have been devoted to constrained settings to facilitate reliable evaluation of computational models, such as generating stories from short prompts (Fan et al., 2018b) and story continuations (Mostafazadeh et al., 2016) with various constraints (Akoury et al., 2020). In this work, we are interested in generating stories that accord with descriptions about the characters involved. The task is akin to writing stories based on true events or historical figures. For example, when writing historical fiction, writers use facts in biographies of historical figures (i.e., character descriptions) (Brown, 1998). In a similar vein, cognitive psychologists observed that in order for narrative text to be compelling, it has to base its characters

on real-world details such that readers can form emotional attachments to them even if the events occurring in the text are not realistic (Oatley, 1999; Green et al., 2003). In either case, computational models for this task can offer assistance in proposing possible stories constrained by relevant documents.

To this end, we create a story generation dataset TVSTORYGEN that generates detailed TV show episode recaps from a brief summary of the episode and a set of lengthy character descriptions. We construct TVSTORYGEN from fan-contributed websites, which allows us to collect 26k episode recaps covering a variety of genres. An example from TVSTORYGEN is shown in Fig. 6.6. The dataset is challenging in that it requires drawing relevant information from the lengthy character description documents based on the brief summary. Since the detailed episode recaps are constrained by character descriptions, it also can evaluate neural models' ability to maintain consistent traits or goals of particular characters during generation.

In addition, by considering generating the brief summary from the detailed recap, we show that TVSTORYGEN is a challenging testbed for abstractive summarization. To evaluate the faithfulness of the generated stories to the brief summaries, we propose a metric that uses the perplexities from the summarization model trained on our dataset.

Empirically, we characterize the dataset with several nearest neighbour methods and oracle models, finding that the use of the brief summaries and the character descriptions generally benefits model performance. We find that our non-oracle models are competitive compared to nearest neighbour models, suggesting promising future directions. We also benchmark several large pretrained models on the summarization version of our dataset, finding that they perform worse than an extractive oracle by a large margin despite the fact that the dataset favors abstractive approaches. Human evaluation reveals that without character descriptions, models tend to dwell on each event separately rather than advancing the plot, whereas using character descriptions improves the interestingness of the generated stories. Qualitatively, we show that models are able to generate stories that share similar topics with the summaries, but they may miss events in the summaries, leading to unfaithful generations.

We summarize our contributions below:

1. We construct a story generation dataset of 26k instances and show (both qualitatively and quantitatively) that it has several unique challenges.
2. We show that inverting our dataset provides a challenging testbed for abstractive summarization. Models trained on the inverted dataset can be used in evaluation for the original dataset, namely to determine whether generated stories are faithful to their input summaries.
3. We empirically characterize the story generation dataset and the summarization version of our dataset with several nearest neighbour methods, oracle models, and pretrained models, showing the challenges of these tasks and suggesting future research directions.

6.3.2 Related Work

Early methods in computational modeling for story generation rely on handwritten rules (Meehan, 1977; Liu and Singh, 2002) to structure narrative. Recent work has explored different approaches to improve the quality of story generation systems, including commonsense knowledge (Mao et al., 2019; Guan et al., 2020), automatically extracted key words (Peng et al., 2018) and key phrases (Orbach and Goldberg, 2020; Rashkin et al., 2020), event-based representations (Martin et al., 2018), and plot graphs (Li et al., 2013).

As our model involves plot generation and character modeling, it is related to work on plot planning (Riedl and Young, 2010; Li et al., 2013; Martin et al., 2018; Yao et al., 2019; Jhamtani and Berg-Kirkpatrick, 2020), character modeling (Clark et al., 2018; Liu et al., 2020a), and the interplay between the two (Riedl and Young, 2010). Our work is different in that it explicitly requires performing inference on lengthy documents about characters.

There have been other datasets built from TV shows, such as summarizing TV show character descriptions (Shi et al., 2021b), constructing knowledge bases (Chu et al., 2021a), summarizing TV show screenplays (Chen et al., 2022a), entity tracking (Chen and Choi, 2016; Choi and Chen, 2018), entity linking (Logeswaran et al., 2019), coreference resolution (Chen et al., 2017; Zhou and Choi, 2018), question answering (Ma et al., 2018a; Yang and Choi, 2019), speaker identification (Ma et al., 2017), sar-

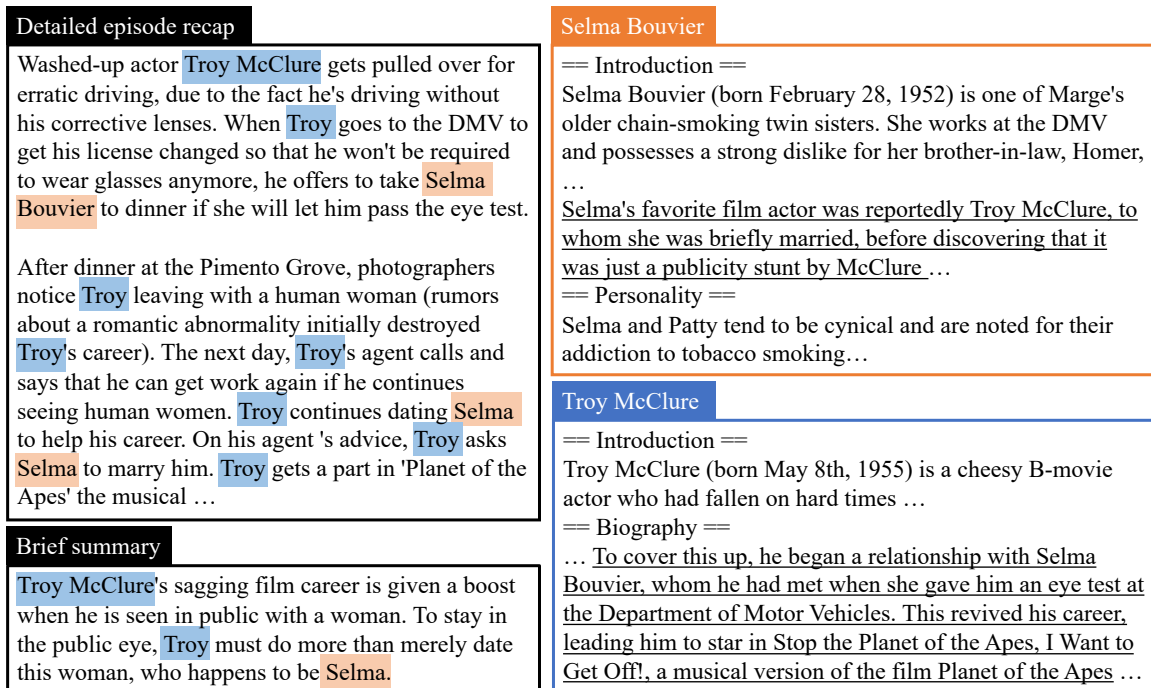


Figure 6.6: Excerpts from a TVSTORYGEN instance that corresponds to the episode “A Fish Called Selma” in the TV show “The Simpsons”. Colored texts are mentions of characters. Texts surrounded by “==” in the character descriptions are section titles. We underline texts in the character descriptions that are closely related to the detailed recap. The shown part of the story includes complex interactions between Selma Bouvier and Troy McClure, which requires models to use relevant information from the lengthy character descriptions. There are six characters involved in this story but we only show parts of the detailed recap and character descriptions for brevity.

casm detection (Joshi et al., 2016), emotion detection (Zahiri and Choi, 2017; Hsu and Ku, 2018), and character relation extraction (Yu et al., 2020).

6.3.3 TVSTORYGEN

In this section, we describe how we construct TVSTORYGEN and compare it to other story generation datasets. An instance in TVSTORYGEN is comprised of three components: (1) a detailed episode recap, (2) a brief summary of the episode, and (3) character descriptions, i.e., a set of documents describing the characters involved in

	# stories	# tps	# cps	# tuc	# tpcd
ROCStories	98.2k	88.0	-	-	-
WritingPrompts	303.4k	735.0	-	-	-
STORIUM	5.7k	19.3k	4.6	26.2k	269.0
TVSTORYGEN	29.0k	1868.7	16.7	34.3k	1553.4

Table 6.23: Statistics for story generation datasets with prompts as part of inputs. TVSTORYGEN has moderate numbers of stories, moderate lengths of stories, long character descriptions, and a large number of total unique characters and characters per story. tps: tokens per story. cps: characters per story. tuc: total unique characters. tpcd: tokens per character description.

the episode. The detailed episode recap delineates the events that occurred in the corresponding episode, which is usually written by fans after watching the episode. The documents about the characters contain biographical details and possibly personality traits. The summary either summarizes the whole episode or talks about the setup of the episode (to avoid spoilers).

An example instance is shown in Fig. 6.6, which comes from an episode of the TV show “The Simpsons”. As there are relevant details mentioned in the character descriptions, generating the detailed recap requires drawing information from the lengthy character descriptions about the two characters. Moreover, due to the fact that the brief summary only depicts the setup of the episode, completing the story also necessitates using information in the character descriptions. That is, the character description information is expected to be useful for both filling in details that are not present in the brief summary as well as, for some of the instances, generating a plausible ending for the story.

Dataset Construction. We construct TVSTORYGEN from two fan-contributed websites: Fandom²⁰ (FD) and TVMegaSite²¹ (TMS). We collect brief summaries and detailed episode recaps for several long-running soap operas from TVMegaSite and other TV shows from Fandom. We collect character descriptions from Fandom.²² Since the pages on Fandom have hyperlinks pointing to the character pages, we use the hyperlinks to connect episodes to the characters involved. For TVMegaSite,

²⁰<https://www.fandom.com/>

²¹<http://tvmegasite.net/>

²²Data from Fandom is available under Creative Commons licenses and we have received permission from the owners of `tvmegasite.net` to publish their data for use with attribution.

	FD	TMS
number of shows	106	9
number of episodes	13583	15430
min. # episodes per show	2	17
max. # episodes per show	574	2665
median # episodes per show	14.0	300.0
avg. # episodes per show	43.0	670.9
avg. # tokens in summaries	56.7	366.6
avg. # tokens in detailed recaps	1291.7	2375.3
avg. # tokens in char. desc.	702.7	2300.9
avg. # characters	15.5	17.8

Table 6.24: Dataset statistics for TVSTORYGEN.

where there are no such hyperlinks, we use string matching to find the characters. To ensure the quality of this dataset, we filter out episodes based on several criteria. See the appendix for more details on the criteria and the string matching algorithm.

We report detailed statistics about TVSTORYGEN in Table 6.24. As shown in the table, there are systematic differences between FD and TMS in terms of length of detailed episode recaps, summaries, and character descriptions, among others. We note that the character descriptions for TMS also come from FD. Considering the differences, we train and evaluate models on the two splits separately in experiments. Since the summaries in Fandom are shorter and likely only depict the setups of the detailed recaps, we conduct a human evaluation to check the fraction of setups in the summaries, finding that 61.7% of the summaries are setups.²³

In Tables 6.25 and 6.26, we verify the diversity of topics covered in TVSTORYGEN, finding that FD covers far more genres than TMS with the most frequent occupying only 15% of episodes. We randomly split the datasets into train/dev/test sets. For TMS, we additionally filter out instances if the overlap ratio of TV show characters appearing in the summary and the detailed recap is lower than 85%. This extra filtering step ensures alignment between the summaries and detailed recaps. See Table 6.27 for the train/dev/test sizes for FD and TMS.

Dataset Comparison. We compare TVSTORYGEN to other story generation datasets in Table 6.23. Unlike ROCStories (Mostafazadeh et al., 2016) and WritingPrompts (Fan et al., 2018b) where the inputs to models are either the first few

²³We sample 60 episodes with 2 episodes per show.

Genre	Count (Fraction)
Action	5385 (15.0%)
Comedy	5214 (14.5%)
Drama	4793 (13.4%)
Adventure	4220 (11.8%)
Children	3280 (9.1%)
Science-Fiction	2524 (7.0%)
Anime	2239 (6.2%)
Fantasy	1949 (5.4%)
Romance	1408 (3.9%)
Family	1355 (3.8%)
Crime	1139 (3.2%)
Supernatural	729 (2.0%)
Medical	480 (1.3%)
Horror	309 (0.9%)
Mystery	299 (0.8%)
Thriller	240 (0.7%)
Music	220 (0.6%)
History	47 (0.1%)
Legal	19 (0.1%)

Table 6.25: Genres in Fandom and their corresponding numbers and percentages of episodes.

Genre	Count (Fraction)
Drama	15430 (44.6%)
Romance	8341 (24.1%)
Family	7686 (22.2%)
Medical	3144 (9.1%)

Table 6.26: Genres in TVMegaSite and their corresponding numbers and percentages of episodes.

Fandom	Train	Dev	Test
# shows	106	104	106
# episodes	10833	1320	1430
TVMegaSite	Train	Dev	Test
# shows	7	7	9
# episodes	11586	1452	2392

Table 6.27: Statistics of train/dev/test splits for Fandom and TVMegaSite.

	uni.	bi.	tri.	four.
TVSTORYGEN (Fandom)				
summ.	34.3	3.4	0.8	0.3
char. desc.	88.1	48.3	16.7	6.2
char. desc. \ summ.	54.3	45.4	16.3	6.1
summ. \ char. desc.	0.5	0.6	0.4	0.2
char. desc. \cup summ.	88.7	48.9	17.1	7.4
TVSTORYGEN (TVMegaSite)				
summ.	61.7	14.7	3.0	1.2
char. desc.	93.4	56.9	17.3	3.2
char. desc. \ summ.	32.7	44.2	16.1	3.1
summ. \ char. desc.	0.9	2.0	1.8	1.0
char. desc. \cup summ.	94.3	58.9	19.1	4.2
STORIUM	72.5	24.7	5.4	1.2

Table 6.28: Fraction (%) of n-grams in the **output stories** that also appear in the source inputs. Higher fraction of overlapping n-grams indicates that the two are more directly related. For TVSTORYGEN, we vary different kinds of inputs.

sentences or short prompts, TVSTORYGEN has character descriptions as extra constraints, making the task of generating the reference stories from the inputs less open-ended and therefore more feasible.

Since STORIUM (Akoury et al., 2020) has character descriptions and other information as constraints, it is the most comparable resource to TVSTORYGEN. Below we compare our dataset to STORIUM in detail.

1. Our dataset has more stories, more characters, and longer character descriptions.
2. The stories in STORIUM often have detailed descriptions about environments and character utterances, whereas the stories in TVSTORYGEN mostly narrate events that happened without these details. While this leads to shorter stories in TVSTORYGEN, it also prevents the task from conflating generating events and generating other kinds of details in story generation.
3. Due to the fact that the plots in STORIUM are gamified and crafted by amateur writers, 89.8% of stories in STORIUM are unfinished.²⁴ The stories in our dataset are created and refined by professional screenwriters (though the prose is written by fans, who are presumably amateurs).

²⁴We label a story as unfinished if it has no completion date.

4. Stories in STORIUM are turn-based, where each turn is written from the perspective of a particular character and is composed by one player, so the stories often lack direct interactions among characters, unlike TVSTORYGEN.
5. Unlike other story generation datasets, there is an episodic structure among the stories in TVSTORYGEN, which can potentially be used to improve the modeling of characters.
6. Source inputs and output stories are more closely related in TVSTORYGEN than STORIUM. To quantitatively illustrate the extent of relatedness between the source inputs and the output stories, we compute the n-gram overlap ratio (i.e., fraction of n-grams in the **output stories** that also appear in the source inputs) between the inputs and outputs where higher ratios indicate that the two are more directly related. When computing the results for STORIUM, we use the best setting, i.e., the setting that maximizes the automatic and human evaluation scores in the original paper. We report results in Table 6.28. From the table, we see that for both FD and TMS, using both character descriptions and summaries leads to an overlap ratio higher than STORIUM, suggesting that the reference stories are more reachable. Also, we observe there are more overlapping n-grams in the character descriptions than the summaries, suggesting that there is useful information that can be extracted from the character descriptions.
7. STORIUM lacks direction interactions among characters. We quantify this phenomenon in STORIUM by computing the frequency of occurrences of characters in each turn excluding the character that owns the turn, and the frequency is 0.8 on average with 50.4% of the turns absent such occurrences.²⁵ In contrast, TV shows advance plots by interactions among characters.

Moreover, models trained on TVSTORYGEN can potentially complement those from STORIUM by merging all the characters' turns in STORIUM into a coherent narrative.

Summarization. By considering generating the brief summary from the detailed episode recap, we can view TVSTORYGEN as an abstractive summarization dataset, which we call TVSTORYSUM. We simply use the detailed episode recap as the source

²⁵We use string matching to detect the occurrences of characters as in the way we construct our dataset.

	# inst.	inp. len.	out. len.	Domain
Long-form text summarization datasets				
Multi-News (Fabbri et al., 2019)	56.2k	2103.5	264.7	News
RottenTomatoes (Wang and Ling, 2016)	3.7k	2124.7	22.2	Reviews
arXiv (Cohan et al., 2018)	215k	4938.0	220.0	Science
PubMed (Cohan et al., 2018)	113k	3016.0	203.0	Science
GovReport (Huang et al., 2021)	19.5k	9409.4	553.4	Government Reports
TVSTORYGEN	29.0k	1868.7	221.6	Television Series
Dialogue-related summarization datasets				
SAMSum (Gliwa et al., 2019)	16.4k	83.9	20.3	Chitchat
QMSum (Zhong et al., 2021a)	1.8k	9069.8	69.6	Meetings
MediaSum (Zhu et al., 2021)	463.6k	1553.7	14.4	News Interviews
ForumSum (Khalman et al., 2021)	4.1k	303.5	36.0	Forum Messages
SummScreen (Chen et al., 2022a)	26.9k	6612.5	337.4	Television Series

Table 6.29: Statistics for datasets focusing on abstractive summarization for long-form text or dialogue. The numbers are averaged over instances.

	uni.	bi.	tri.	four.	src.	tgt.
TVSTORYSUM						
FD	73.0	26.7	8.1	3.0	1.3k	56.7
TMS	85.0	40.1	13.6	5.8	2.4k	366.6
Other summarization datasets						
XSum [†]	64.2	16.6	4.5	1.5	431.1	23.3
CNNDM [§]	80.5	43.1	25.6	17.2	810.6	56.2
MNews [§]	82.2	42.9	24.3	17.7	2.1k	264.7

Table 6.30: Fraction (%) of n-grams in the **output summaries** that also appear in the inputs, and the average numbers of tokens for the inputs and outputs. Datasets with smaller fractions of overlapping n-grams tend to favor abstractive summarization approaches. Results marked by † and § are from Narayan et al. (2018) and Fabbri et al. (2019) respectively.

input and the summary as the target output and leave the integration of character descriptions to future work. We briefly compare TVSTORYSUM to three summarization datasets: CNNDM (Hermann et al., 2015), XSum (Narayan et al., 2018), and MNews (Fabbri et al., 2019). For TVSTORYSUM, we simply use the detailed episode recap as the source input and the summary as the target output and leave the integration of character descriptions to future work. We report n-gram overlap ratio (i.e., fraction of n-grams in the **output stories** that also appear in the source inputs) and length statistics in Table 6.30. The n-gram overlap ratio is usually used as an indicator of the abstractiveness of a summarization dataset. Lower ratio indicates a

...Meanwhile, Patty and **Selma** have received a promotion at the DMV and have more disposable income. As a last resort, **Homer** asks the two if they will lend him the money. They agree, but he must become their loyal servant. Patty and **Selma** make **Homer's** life a living hell...

...The next day, news of **Homer's** "death" spreads across Springfield, and Marge starts getting condolences from prominent Springfieldians. Patty and **Selma** offer their condolences in the form of a tombstone celebrating **Homer's** death...

Table 6.31: Two excerpts in detailed recaps from TVSTORYGEN that correspond to different episodes in the TV show "The Simpsons". The excerpts involve interactions between Homer and Selma where Selma consistently shows a strong dislike for Homer, matching the character description in Fig. 6.6.

higher degree of abstraction. CNNDM favors extractive approaches, whereas XSum is known for its abstractiveness. We also compare to MNews because it shares similar input and output lengths as our dataset. As shown in the table, our dataset tends to be more abstractive. In addition, unlike other summarization datasets, our dataset focuses on stories. These two characteristics make our dataset a potentially valuable contribution for the summarization community. Comparison to other abstractive summarization datasets is in Table 6.29. The fact that TVSTORYSUM favors abstractive approaches and focuses on stories make it a potentially valuable contribution for the summarization community.

Dataset Challenges. TVSTORYGEN poses several challenges for story generation models. The first challenge stems from the long lengths of the inputs and outputs. Specifically, the average instance in TVSTORYGEN has a story of 1.8k tokens and character descriptions of more than 10k tokens (see Table 6.24). In contrast, story generation and multi-document summarization datasets may have lengthy inputs or outputs, but rarely both (see 6.23 and Section 6.3.3 for detailed statistics). The long inputs and outputs make it challenging to design models that can effectively integrate lengthy character descriptions into the generation process of long and coherent stories.

The other set of challenges relates to consistency in character modeling. Since the episode recaps are constrained by character descriptions, the dataset provides

opportunities to evaluate neural models’ ability to maintain consistent personalities or goals of particular characters during generation. The consistency of personalities and goals is related to the notion of “character believability” (Bates et al., 1994; Riedl and Young, 2010), which has been deemed important for composing convincing stories. We illustrate this challenge with two excerpts in Table 6.31: the strong dislike that Selma has shown for Homer matches her description and is consistent across episodes. Solving this challenge requires models to first identify related information in the lengthy character descriptions based on the plot and integrate it into the generated narrative. We aim to incorporate this idea into the design of our models.

6.3.4 Method

We follow Fan et al. (2019b) to take a hierarchical story generation approach. The generation process is broken into two steps that use two separately parameterized models: a text-to-plot model and a plot-to-text model. The text-to-plot model first generates detailed plots based on the inputs, and then conditioned on the plots the plot-to-text model generates detailed stories. In this paper, we define the plots as linearized semantic role labeling (SRL) structures. More details on SRL are in the appendix. For example, a plot may be as follows:

⟨VERB⟩spots⟨ARG0⟩Mummy Pi⟨ARG1⟩how messy the car is⟨SEP⟩
⟨VERB⟩clean⟨ARG0⟩they⟨ARG1⟩the car

where ⟨SEP⟩ is a special token used to separate SRL structures for different sentences.

Text-to-Plot Model. During training, we use the oracle plots, i.e., the SRL tags extracted from the reference recaps. During test time, we use BM25 to find the most similar plot in the training set from the same show based on either the summaries or the detailed recaps (as an oracle baseline).²⁶ If a show is not present in the training set, we search over the whole training set.

Plot-to-Text Model. Our models are based on the sequence-to-sequence transformer architecture (Vaswani et al., 2017). Similar to Rothe et al. (2020) that uses

²⁶We find the plots generated by neural models to be of lower quality.

pretrained BERT-like models to initialize sequence-to-sequence models, we use the pretrained RoBERTa-base model (Liu et al., 2019) as the decoder.²⁷ For the encoder, we choose to use a one-layer randomly initialized Longformer (Beltagy et al., 2020) due to the lengthy inputs and computational constraints. We randomly initialize other parameters and finetune the whole model during training.

Given a plot, we use the neural models to generate sentence by sentence as we find this yields better performance than generating the whole detailed recap. When doing so, we concatenate the SRL tags for the adjacent sentence of the target sentence with the SRL tags for the target sentence. This gives similar performance to showing the SRL tags for the entire detailed recap but is much more efficient (due to shorter sequence lengths). Because the character descriptions are lengthy, we use BM25 to retrieve the most salient information from character descriptions (i.e., one sentence) for each sentence in the detailed recap. We note that during test time, when the text-to-plot model retrieves plots from the training set, we also use the corresponding selected character descriptions.

The pipeline that retrieves relevant character information and then adapts it based on the plot is the first step that we take to simulate a writing system that can dynamically update its belief about particular characters based on the given relevant documents. This differs from prior work on entity representations for story generation (Clark et al., 2018) that does not consider character descriptions as we do.

The inputs to plot-to-text models contain two sources: plots and character descriptions. Since there could be multiple entries corresponding to different characters in the character descriptions, we include a type embedding to differentiate different entries and sources in the input. Similar approaches have been used to represent table entries in neural models (Dhingra et al., 2019; Herzig et al., 2020; Yin et al., 2020a). For example, for Fig. 6.6 the inputs are

$$\langle \text{SEP} \rangle_0 \text{Troy McClure's ...}_0 \langle \text{SEP} \rangle_1 \text{Selma Bouvier} \\ \langle \text{SEP} \rangle_1 \text{Selma's favorite film ...}_1 \langle \text{SEP} \rangle_2 \dots$$

where the subscripts indicate the ID of the type embedding and we always prepend the character names to the corresponding selected character descriptions. The final

²⁷We chose RoBERTa over GPT-2 (Radford et al., 2019) because BERT-style models outperform GPT-2 in the encoder-decoder setting in the results reported by Liu et al. (2019).

vector representation of the input is the summation of subword unit embeddings, positional embeddings, and the type embeddings. Conditioned on the input representations, we train the RoBERTa decoder on the reference recaps using a cross-entropy loss.

Due to computational constraints, for the Longformer encoder, we use the global attention on the $\langle \text{SEP} \rangle$ tokens, and use the encoded representations for the summary, the SRL tags, and the $\langle \text{SEP} \rangle$ tokens in character descriptions as the input to decoders.

6.3.5 Experiments

We perform experiments for both story generation and summarization.

Experimental Setup. For both story generation and summarization, we use a batch size of 200, beam search of size 5 with n-gram blocking where probabilities of repeated trigrams are set to 0 during beam search,²⁸ and report BLEU (BL), ROUGE-1 (R1), ROUGE-2 (R2), and ROUGE-L (RL) scores. For story generation, we additionally report perplexities of the summaries given the generated stories using the summarization models. We will refer to this metric as “PL”. This metric evaluates the faithfulness of the generated stories to the summaries. Lower PL suggests better faithfulness. When computing PL, we use the Pegasus model Zhang et al. (2020a) finetuned on our dataset as it has the best test set perplexities. More details on hyperparameters are in the appendix. The dataset is available at <https://github.com/mingdachen/TVStoryGen>.

Experimental Result. We report results for FD and TMS in Tables 6.32 and 6.33, respectively. We report several return-input baselines on the test sets to show the benefits of using neural models as plot-to-text models. We report PL on the test sets as an approximated lower bound of this metric. We do not report PL on return-input baselines as the output detailed recaps involve SRL sequences, which are not natural language, and therefore the results are not comparable to others.

²⁸We did not find nucleus sampling (Holtzman et al., 2020) leading to better generation quality (i.e., fluency and faithfulness to the summaries and the recaps) than beam search with n-gram blocking, possibly due to the fact that our models generate at the sentence level.

	BL (↑)	R1 (↑)	R2 (↑)	RL (↑)	PL (↓)
Development set results					
(NN) Nearest neighbour plot + summary + char. desc.	7.1	40.7	11.0	39.6	32.3
(NN) Oracle plot	21.2	52.8	24.1	51.8	23.1
(NN) Oracle plot + summary	24.5	54.3	25.6	55.2	20.8
(NN) Oracle plot + summary + oracle char. desc.	28.4	63.0	32.8	61.2	17.9
Test set results					
(Return) reference	100.0	100.0	100.0	100.0	12.9
(Return) oracle plot	3.6	43.9	19.7	41.9	-
(Return) oracle plot + summary	5.4	48.5	20.5	46.2	-
(Return) oracle plot + oracle char. desc.	1.2	11.0	4.6	10.6	-
(Return) oracle plot + oracle char. desc. + summary	1.2	11.0	4.7	10.6	-
(Return) Nearest neighbour detailed recap	5.1	41.1	9.3	39.6	31.2
(Return) Oracle nearest neighbour detailed recap	4.8	41.2	10.8	39.9	28.5
(NN) Nearest neighbour plot + summary + char. desc.	6.0	41.7	10.7	40.3	28.0
(NN) Oracle plot + summary + oracle char. desc.	28.4	63.2	32.9	61.5	18.2

Table 6.32: Fandom results. The results for the return-input baselines and the neural models are indicated by“(Return)” and “(NN)” respectively. The best result in each column for each split (excluding the references) is boldfaced.

On the development sets, adding summaries and oracle character descriptions generally improves performance by a significant margin, showing that the extra information aids generation.

Regarding the test set results, we find that (1) the return-input baselines show that the performances of our neural models are non-trivial; (2) while the oracle nearest neighbour baselines achieve competitive performance to our non-oracle neural models, the non-oracle neural models are consistently better than the non-oracle baselines, showing promising results for future research on our datasets. We note that the return-input baselines involving character descriptions display much worse results than other return-input baselines because they are lengthy, which leads to low precision.

We report results in Table 6.34. We report the performance of an extractive oracle where for each sentence in the reference summary, we pick a sentence in the detailed episode recap that maximizes the average of the three ROUGE scores compared against the summary sentence. While recent pretrained models, such as Pegasus, have outperformed the oracle extractive approaches by a large margin on datasets with a high degree of abstractiveness (e.g., XSum (Narayan et al., 2018)), the results in the table show that our dataset is still challenging for these pretrained models.

	BL (↑)	R1 (↑)	R2 (↑)	RL (↑)	PL (↓)
Development set results					
(NN) Nearest neighbour plot + summary + char. desc.	10.7	43.5	14.9	42.9	20.7
(NN) Oracle plot	26.4	60.5	34.0	60.0	17.0
(NN) Oracle plot + summary	28.3	64.3	36.1	63.9	16.4
(NN) Oracle plot + summary + oracle char. desc.	30.9	68.3	44.0	67.5	15.7
Test set results					
(Return) Reference	100.0	100.0	100.0	100.0	13.9
(Return) Oracle plot	7.1	53.1	22.3	52.4	-
(Return) Oracle plot + summary	13.6	62.9	25.6	62.0	-
(Return) Oracle plot + oracle char. desc.	1.1	12.3	5.1	11.9	-
(Return) Oracle plot + oracle char. desc. + summary	1.2	12.4	5.1	12.0	-
(Return) Nearest neighbour detailed recap	6.6	49.8	16.0	49.2	26.3
(Return) Oracle nearest neighbour detailed recap	7.5	49.9	18.5	49.3	25.8
(NN) Nearest neighbour plot + summary + char. desc.	7.3	50.6	17.6	49.8	25.3
(NN) Oracle plot + summary + oracle char. desc.	28.1	67.0	40.9	66.2	18.3

Table 6.33: TVMegaSite results. The results for the return-input baselines and the neural models are indicated by “(Return)” and “(NN)” respectively. The best result in each column for each split (excluding the references) is boldfaced.

	BL	R1	R2	R3
Fandom				
Extractive oracle	8.3	37.0	11.3	30.9
BART-base	5.2	31.2	7.3	25.5
BART-large	5.4	30.7	7.6	25.3
Pegasus	5.7	31.3	7.7	25.6
TVMegaSite				
Extractive oracle	16.9	55.8	20.9	53.6
BART-base	8.3	43.8	12.6	42.3
BART-large	8.1	43.2	12.3	41.8
Pegasus	7.7	43.5	12.6	42.1

Table 6.34: Test results for summarizing detailed episode recaps. The best result in each column for each domain (excluding the oracle) is boldfaced.

It is also interesting to see that while Pegasus is best for Fandom, it is not best on TVMegaSite. This may be because TVMegaSite has longer summaries than Fandom. Also, the performance of BART-base is comparable to that of BART-large on Fandom and is better than Pegasus and BART-large on TVMegaSite. This is likely because there is a limited amount of data with similar writing style in pretraining, resulting in little benefit of using larger models for this downstream task. We provide this abstractive summarization task to the community as a challenging dataset for future work.

	Relevancy	Interesting
Expert annotations		
Prefer summary	60.0% (30/50)	40.0% (20/50)
Prefer char. desc.	54.0% (27/50)	70.0% (35/50)
Crowdsourced annotations		
Prefer summary	50.0% (11/20)	55.0% (10/20)
Prefer char. desc.	55.0% (11/20)	55.0% (11/20)

Table 6.35: Human annotation results analyzing the effect of including different components in the inputs. The percentage is the fraction of annotations that favor the models to include the corresponding component. The numbers in parentheses are the number of positive annotations divided by the total number of annotations.

6.3.6 Analysis

Human Evaluation. To measure the impact of including different components in TVSTORYGEN, we conduct a human evaluation. We show two generated stories from different models along with the corresponding brief summary and ask annotators to choose which story they prefer according to two aspects: (1) which generation is more relevant to the summary; (2) which story is more interesting.

We make two comparisons: “oracle plot” vs. “oracle plot+summary” for studying the benefits of using summaries (“Prefer summary”), and “oracle plot+summary” vs. “oracle plot+summary+oracle char. desc.” for studying the benefits of using character descriptions (“Prefer char. desc.”). We sample instances from the FD development set because the average lengths in FD are shorter, and we only show annotators the first 100 tokens of the texts as we expect it to be challenging to annotate lengthy texts. We use Amazon Mechanical Turk (AMT) and collect 20 annotations per question for each comparison with 6 workers involved (shown in Table 6.35 as “crowdsourced annotations”).²⁹ We (the authors) also annotate 50 instances per comparison using the same interface as AMT (shown in the table as “expert annotations”). While the crowdsourced annotations do not suggest clear benefits of using summaries and character descriptions, the expert annotations show that including the summary helps to improve relevancy but hurts the interestingness of the stories, whereas including character descriptions improves the interestingness

²⁹To ensure annotation quality, we hire workers with master qualification and pay them with a target hourly wage of \$12.

	Acc.	F_1
BL	55.9	35.1
BL (trunc. gen.)	50.0	32.4
PL	55.0	34.5
PL (trunc. gen.)	61.4	49.6

Table 6.36: Accuracies and F_1 scores when evaluating the automatic metrics against human annotations. The best performance in each column is in bold.

despite the marginal benefits of improving the relevancy. Recent work (Karpinska et al., 2021) also found that compared to experts, AMT workers produce lower quality annotations for tasks like story generation.

When examining annotations, we find that models without using character descriptions tend to generate sentences that use the word “but” to negate what has been said in the earlier part of the sentence, leaving the sentence dwelling on each event separately rather than advancing the plot (see Section 6.3.6 for examples). To quantify the observation that the models tend to generate sentences that use the word “but” to negate what has been said in the earlier part of the sentence, we compute the frequency of the word “but” per sentence for the reference stories, “oracle plot+summary”, and “oracle plot+summary+oracle char. desc.”. The results are 0.13, 0.53, and 0.24, respectively.

To verify the efficacy of our proposed metric PL, we compute accuracies and F1 scores between the PL metric and the human annotations (we use the expert relevancy annotations from both comparisons in human evaluation results). We consider BL as a baseline metric by computing the generation against the brief summaries. When reporting results for PL and BL, we consider two variants: one that uses the truncated generation and the other one that uses all the tokens in the generation. We show the results in Table 6.36. While PL and BL show similar performance in the non-truncated setting, we find that in the truncated setting PL outperforms BL significantly, showing that PL is a promising metric for evaluating the faithfulness of generated story. We speculate that the discrepancy is likely caused by the fact that the annotations were collected based on the truncated generations.

Generation Examples. We display the generation examples in Table 6.37 where we find that generations from both models generally share similar topics and character

Input summary	Reference	Oracle plot+summary	Oracle plot+summ.+oracle char.
<p>Elfman and Evergreen , after much struggle , lose to Rustyrose and his imagination - based Magic . In the meantime , Gray , Lucy , Cana and Loke have been overpowered by Caprico alone . Loke decides to take him on by himself because of his mysterious Magic .</p>	<p>Elfman and Evergreen encounter a cliff as they run away from Rustyrose 's Belcusas the Thunderclap . Rustyrose appears shortly afterwards and expands on the idea of " The Ultimate World of Magic " , saying that all those who can not use Magic and the trash in the guilds are useless ...</p>	<p>Elf episode begins with Elfman and Evergreen encounter a cliff in the middle of the forest , and the two begin to fight . All , all those those are going to use Magic to defeat them , and they will be able to defeat all of them . Ruth , however , has n't been able to outsmart them , and the two of them begin to fight ...</p>	<p>Elfman and Evergreen encounter a cliff as they run away from the danger of the Rustyrose 's attacks . Evergreen explains that " all those who use Magic " will use the power of the Magic of the Seven . However , Rustyrose outsmarts them , stating that their Magic is useless against them , as they have already been defeated . He then finishes the two with Tower of Dingling ..</p>
<p>Chuck is preparing for his new club opening and enlists Serena 's help , but Blair begins to feel left out . Jenny , the new Queen at Constance , struggles between proving herself and her friendship with Eric , and Dan feels inferior after watching one of Olivia 's movies . Meanwhile , Lily tries to respect Rufus ' Halloween traditions .</p>	<p>... Blair is confident her plan will work , until Chuck calls and asks for Serena 's help in conducting the club opening . He tells her he wants to open the next day on Halloween and that he does n't want Blair anywhere near the planning ...</p>	<p>... Chuck tells Blair that he 's not going to let her go , but that she 's going to be there for him . He he opens the club and tells her that he 's going to see Serena at the loft , where she 's staying . She suggests an 80-year party , but she says that 's not what she 's looking for ...</p>	<p>... Blair goes to see Serena at the gallery , and she explains to her that she went to see Chuck . She tells her that she hired a party planner to help her hang out with Chuck , and Serena offers to help . <u>At the VDW 's , Serena is conducting the club opening and Blair asks her to help</u> . He tells her that he does n't want Blair anywhere near the planning , and he wants her to be at the party for the night ...</p>

Table 6.37: Excerpts from generation examples, which come from the TV shows "Fairy Tail" and "Gossip Girl" respectively. The highlighted texts are meaningless negations. We underline texts that describe similar events.

names with the summaries and the references. For example, for the first instance, both generations are about a battle that concerns Elfman, Evergreen, and Rustyrose. However, as observed in the human evaluations, the "oracle plot+summary" model suffers from meaningless negation. For example, see the second generation example, where the highlighted texts keep negating the earlier plot development. While the "Oracle plot+summ.+oracle char." model does not have this problem, it is still not faithful to the summary. Specifically, both the summary and the reference mention that Chuck needs Serena's help for his new club opening, but the generation

states that “Serena is conducting the club opening” and “Blair asks her to help”. This is likely caused by the model’s inability to understand the states of each character (possibly due to the fact that our models generate at the sentence level) and to effectively integrate multiple sources of information into a coherent narrative.

6.4 Summary

In this chapter, we showed that naturally-occurring textual resources can be tailored to build datasets for long-form data-to-text generation, long-form text summarization, and story generation with constraints. For each dataset, we conducted experiments to characterize the challenges in these new datasets. We also proposed new (either automatic or human-evaluation) metrics and models for these tasks to promote research in these directions.

CONCLUSION

This thesis has made the following contributions:

- We improved self-supervised training objectives for large-scale pretrained language models in Chapter 3. In Section 3.1, we replaced the next sentence prediction loss with a novel sentence ordering prediction loss in language model pretraining and showed that the change led to a series of state-of-the-art pretrained encoders. In Section 3.2, in contrast to previous work, which fine-tuned pretrained decoders on human-annotated datasets, we showed that self-supervised tasks with proper designs could also lead to similar gains in the in-context few-shot learning setting, promoting models' ability in cross-task generalization.
- We converted various naturally-occurring data structures on Wikipedia into supervision for various NLP tasks in Chapter 4. In Section 4.1, we leveraged hyperlinks as supervision for pretraining entity representations, leading to models that can encode arbitrary entities. In Section 4.2, we used article structures, such as section and document titles, to train sentence representations. Evaluation results on discourse-related tasks showed that such training helped model performance. In Section 4.3, we extracted training data from article category graphs and demonstrated that the extracted data improved model performance on textual entailment tasks. These results revealed the advantages of structure-aware model pretraining.
- We defined novel tasks that disentangled semantics and syntax and tackled the tasks by designing training objectives and neural architectures in Chapter 5. In Section 5.1, we built the first neural models to disentangle semantics and syntax in sentence representations. The models use the fact that for a paraphrase pair, the semantics is shared, but syntax varies. In addition to semantic evaluation metrics, we proposed evaluation metrics for syntactic representations, finding that the best performance for both metrics is achieved when there is maximal disentanglement between the two latent representations. In Section 5.2, we adapted this framework for controlled paraphrasing, where we seek to control the output text with a syntactic, sentential exemplar. To formally define this controlled generation task, we annotated evaluation sets and

proposed evaluation metrics. In a later work, we extended this framework and task setting to machine translation (Chen et al., 2020b), showing the potential that this idea could generalize to arbitrary data with the pair data structure.

- In Chapter 6, we built challenging datasets from fan-contributed websites. We also proposed evaluation metrics and possible solutions and conducted thorough experiments to characterize the new challenges. In Section 6.1, we generate arbitrary Wikipedia section text from various tabular data by casting the task as long-form data-to-text generation and creating a large-scale dataset. The task is challenging as models need to generate a coherent passage connecting all the entities in the tabular data, and the story also needs to fit the background knowledge in the tabular data. In Section 6.2, we summarize lengthy transcripts for TV shows. The task has several challenges: e.g., plot information is not stated explicitly but rather only implied in the dialogue and the need to draw information from a wide range of the input transcripts. As characters are fundamental to TV show plots, we also proposed two character-centric evaluation metrics. In Section 6.3, we generate long-form stories from character descriptions and summaries. The task poses several challenges for story generation models, including lengthy inputs and outputs and consistency in character modeling.

Below we discuss several possible future directions.

- **Disentangling Latent Factors.** Chapter 5 introduced neural models for improving interpretability and controllability using implicit yet natural supervision from paraphrases and bilingual text. Future work could generalize this idea to any resources that are formed by data pairs, such as dialogues or summarization. They could be used for disentangling the factors that are shared between pairs of inputs and those that are not shared, such as intentions and the personalized styles in dialogues, sentence-level fluency and document-level discourse in sentence modeling, or important events and irrelevant details in summarization.

Another possibility is to disentangle task supervision when a task can be decomposed into two sub-tasks, e.g., cross-lingual summarization can be thought of as a combined task of summarization and translation. Disentangling task

supervision could help us improve the models' ability in cross-task generalization and tease out the valuable intermediate supervision that is usually unavailable.

In general, disentangling latent factors is an appealing research direction in that, although large pretrained models have yielded superhuman performance, researchers still lack an understanding of the behaviors of these models. Outside this thesis, I have also completed work benefiting from interpretable latent variables, leading to efficient neural models (Chen and Gimpel, 2018) and effective semi-supervised learning (Chen et al., 2018a). Better interpretability could also help us improve their robustness and worst-case behaviors to be better applied in user-facing applications.

- **Natural Supervision for Text Generation.** Chapter 4 presented approaches to leverage various natural supervision for representation learning. For future work, it would be interesting to see whether we could apply the same thing to text generations. In particular, future work may consider using hyperlinks to improve the entity tracking performance in their text generation systems and using article structures to enhance the discourse coherence in the generated texts.
- **Unified Models for Various Language Supervision.** While Chapter 4 described modeling choices to take different language knowledge (e.g., entities and discourse) into account, it is still unclear as to the best design for a unified model that can incorporate all of these learning signals. Future work may find a unified model to show superior performance as humans rely on multiple language properties simultaneously to solve tasks. In addition, future work may consider combining discourse, linking, and paraphrase objectives with BERT-like models, as well as other types of natural supervision, such as naturally-occurring bold/italics/underlining annotations in web text, and long-distance discourse cues like two paragraphs in two chapters, among others.
- **Learning Commonsense Knowledge from Natural Supervision.** Future work could also consider learning commonsense knowledge from naturally occurring data. For example, learning domain-specific commonsense from dialogues in certain subreddits¹ (e.g., technical or social) or distilling common-

¹Subreddits are on the social media website Reddit and dedicated to a particular topic that people write about.

sense knowledge from existing pretrained models. Commonsense understanding is ubiquitous in language. As humans often assume the knowledge is well-known to anything they interact with, it is seldom explicitly described. Also, due to the assumption, humans tend to believe any intelligent system should understand such knowledge. The two properties of commonsense knowledge make it a challenging and imperative capability. In practice, when deploying models in real-life applications, the knowledge can also make them more reliable due to the improved language understanding.

- **Text Generation with Rich Descriptions.** Future work could explore text generation with rich, detailed descriptions about the world in which the task is situated. This direction is related to the work in Chapter 6 as the descriptions can be either tabular data about certain background knowledge (Section 6.1) or lengthy documents about fictional characters (Section 6.3). These detailed descriptions explicitly describe knowledge that the generated text should follow, so they are like “controlled environments” that simulate the real world, offering opportunities to improve evaluations for text generations and enhance the faithfulness of neural models.

APPENDIX A
APPENDIX TO CHAPTER 3

A.1 Adding a Backward Language Modeling Loss to GPT-Style Pretraining

Previous work (Dong et al., 2019) combines various pretraining losses, including the forward and backward language modeling losses and the masked/prefix language modeling loss. However, little work has been done to identify whether the forward and backward language modeling losses are sufficient for these pretrained models to achieve strong performance in downstream tasks. This idea is in part inspired by Electra (Clark et al., 2020) where they found having training losses at every position helps the training efficiency and we want to see whether concatenating forward and backward language modeling losses can achieve similar outcome. In addition, if we could achieve ELMo-style bidirectionality by simply manipulating the attention masks without introducing additional parameters, it could allow us to adapt the pretrained GPT checkpoints to be bidirectional by finetuning with the backward language modeling. The models could also have advantages when used for computing the probabilities of text to re-rank outputs due to its approach of achieving bidirectionality.

In experiments, we train BERT models with 128 hidden dimensions on Wikipedia using both forward and backward language modeling losses (BiDir). For baselines, we consider a BERT model trained with forward only language modeling loss (Unidir) and a BERT model trained with the masked language modeling loss (MLM). We also consider Electra and XLNet (Yang et al., 2019) of similar sizes to compare different ways to achieve bidirectionality. In particular, Electra uses a discriminative objective and XLNet uses permutation language modeling. For all these experiments, we train the models from scratch and use a batch size of 256, a learning rate of $1e-4$, and 300k training steps. For evaluating downstream performance, we perform the BERT-style evaluation on the GLUE benchmark and finetune the whole model. We note that when evaluating Unidir on GLUE tasks, we use the last embedding. For BiDir, we concatenate the last and first embeddings.

We report results in Table A.1. We find that Electra shows best performance likely

	cola	mnli	mrpc	qnli	qqp	rte	sst2	stsb	avg
Electra	51.8	79.1	90.9	86.1	84.5	63.9	87.5	84.6	78.6
XLNet	24.7	75.7	87.5	80.9	84.0	56.7	86.1	81.7	72.2
BERT Models									
MLM	35.0	76.4	85.2	83.9	83.6	57.4	85.4	82.0	73.6
UniDir	25.8	76.5	81.5	81.4	82.3	57.4	86.9	66.0	69.7
BiDir	25.3	75.3	81.6	80.9	82.4	58.5	86.5	75.7	70.8

Table A.1: GLUE dev set results. MLM, UniDir, and BiDir represents base-lines that use different training objectives.

	cola	mnli	mrpc	qnli	qqp	rte	sst2	stsb	avg
BiDir	25.3	75.3	81.6	80.9	82.4	58.5	86.5	75.7	70.8
BiDir full attention	21.5	69.8	82.2	74.8	77.9	55.2	84.2	40.3	63.2
UniDir	25.8	76.5	81.5	81.4	82.3	57.4	86.9	66.0	69.7
UniDir full attention	14.9	69.9	80.9	67.7	78.1	56.3	83.4	41.3	61.6

Table A.2: GLUE dev set results. We compare the use of full attention to causal attention in GLUE evaluation.

due to its efficient training objective. XLNet shows slightly worse performance than the MLM-trained BERT model. Interestingly, BiDir achieves better performance than UniDir on average, but it performs worse than MLM, likely due to the fact that while compared to UniDir, BiDir has an extra training signal (i.e., backward language modeling loss), it still falls behind the MLM as the models never use full attention and full attention is a superior choice than causal attention for GLUE tasks.

We investigate the effect of using full attention on UniDir and BiDir in Table A.2. Generally using different attention patterns during test time leads to much worse performance. However, it is interesting to see that BiDir models still maintain the improvement with the full attention pattern, showing that the models learn to better leverage information from both sides than UniDir.

A.2 Details about Downstream Evaluation Tasks for ALBERT

GLUE. GLUE is comprised of 9 tasks, namely Corpus of Linguistic Acceptability (CoLA; Warstadt et al., 2019), Stanford Sentiment Treebank (SST; Socher et al., 2013), Microsoft Research Paraphrase Corpus (MRPC; Dolan and Brockett, 2005), Semantic Textual Similarity Benchmark (STS; Cer et al., 2017), Quora Question Pairs

(QQP; Iyer et al., 2017), Multi-Genre NLI (MNLI; Williams et al., 2018), Question NLI (QNLI; Rajpurkar et al., 2016), Recognizing Textual Entailment (RTE; Dagan et al., 2005; Bar-Haim et al., 2006; Giampiccolo et al., 2007; Bentivogli et al., 2009) and Winograd NLI (WNLI; Levesque et al., 2012). It focuses on evaluating model capabilities for natural language understanding. When reporting MNLI results, we only report the “match” condition (MNLI-m). We follow the finetuning procedures from prior work (Devlin et al., 2019; Liu et al., 2019; Yang et al., 2019) and report the held-out test set performance obtained from GLUE submissions. For test set submissions, we perform task-specific modifications for WNLI and QNLI as described by Liu et al. (2019) and Yang et al. (2019).

SQuAD. SQuAD is an extractive question answering dataset built from Wikipedia. The answers are segments from the context paragraphs and the task is to predict answer spans. We evaluate our models on two versions of SQuAD: v1.1 and v2.0. SQuAD v1.1 has 100,000 human-annotated question/answer pairs. SQuAD v2.0 additionally introduced 50,000 unanswerable questions. For SQuAD v1.1, we use the same training procedure as BERT, whereas for SQuAD v2.0, models are jointly trained with a span extraction loss and an additional classifier for predicting answerability (Yang et al., 2019; Liu et al., 2019). We report both development set and test set performance.

RACE. RACE is a large-scale dataset for multi-choice reading comprehension, collected from English examinations in China with nearly 100,000 questions. Each instance in RACE has 4 candidate answers. Following prior work (Yang et al., 2019; Liu et al., 2019), we use the concatenation of the passage, question, and each candidate answer as the input to models. Then, we use the representations from the [CLS] token for predicting the probability of each answer. The dataset consists of two domains: middle school and high school. We train our models on both domains and report accuracies on both the development set and test set.

Dataset	Task Category	Metrics	#Train	#Test	#Class
BoolQ	Question Answering	Accuracy	9427	3270	2
MultiRC	Question Answering	F1 _a /EM	5100	953	2
COPA	Question Answering	Accuracy	400	100	2
RTE	Natural Language Inference	Accuracy	2500	278	2
CB	Natural Language Inference	Accuracy/F1	250	57	3

Table A.3: Dataset statistics for SuperGLUE. We use the official development sets as test sets.

A.3 Additional Details for LPP and Classification Tasks

The label strings we used for LPP are as follows: Yes and No, Y and N, True and False, and T and F. We randomly choose from Yes, Y, True, and T as the label string for the positive label and use the other one in the selected pair as the negative label.

The label strings we used for the binary classification task are the same as the classification LPP task. For the three-way classification task, we use the following label strings: Positive and Negative and Neutral, True and False and Neither, T and F and N, Yes and No and Unknown, Y and N and U.

List of Function Words for LPP. We used the following function words for identifying the last phrase: the, a, an, for, including, and, in, is, are, were, was, neither, or, nor, be, at, in, on, by, to, would, will, before, after, of, about, from, excluding, except, during, under, above, then, into, onto, should, shall, must, may, might, than, with, using, can, could, about, as, from, within, without, have, had, been.

A.4 Dataset Statistics for SuperGLUE and Natural-Instructions

We report dataset statistics for SuperGLUE and Natural-Instructions in Table A.3 and Table A.4, respectively.

Dataset	Task Category	#Train	#Test
subtask003_mctaco_question_generation_event_duration	Question Generation	330	100
subtask040_qasc_question_generation	Question Generation	6400	100
subtask002_quoref_answer_generation	Answer Generation	6400	100
subtask033_winogrande_answer_generation	Answer Generation	6400	100
subtask034_winogrande_question_modification_object	Minimal Modification	6400	100
subtask045_miscellaneous_sentence_paraphrasing	Minimal Modification	93	100
subtask039_qasc_find_overlapping_words	Verification	6400	100
subtask044_essential_terms_identifying_essential_words	Verification	2138	100

Table A.4: Dataset statistics for Natural-Instructions.

A.4.1 More Details about Natural-Instructions

Dataset Sources. CosmosQA (Huang et al., 2019), DROP (Dua et al., 2019), EssentialTerms (Khashabi et al., 2017), MCTACO (Zhou et al., 2019), MultiRC (Khashabi et al., 2018), QASC (Khot et al., 2020), Quoref (Dasigi et al., 2019), ROPES (Lee et al., 2021) and Winogrande (Sakaguchi et al., 2020).

Training Datasets. We used the following 8 datasets when training models in the cross-task setting: subtask026_drop_question_generation, subtask060_ropes_question_generation, subtask028_drop_answer_generation, subtask047_misc_answering_science_questions, subtask061_ropes_answer_generation, subtask059_ropes_story_generation, subtask027_drop_answer_generation, subtask046_miscellaneous_question_typing.

A.5 Templates for SuperGLUE

We show the SuperGLUE templates in Table A.5.

GPT3	$\{\text{Context}\}$ question: $\{\text{Question}\}$ answer: $\{\text{Answer}\}$
Ours	Input: $\{\text{Context}\}$ question: $\{\text{Question}\}$ answer: True Output: $\{\text{Answer}\}$

(a) BoolQ Template.

GPT3	$\{\text{Context}\}$ question: $\{\text{Question}\}$ True or False? answer: $\{\text{Answer}\}$
Ours	Input: $\{\text{Context}\}$ question: $\{\text{Question}\}$ answer: True Output: $\{\text{Answer}\}$

(b) RTE Template.

GPT3	$\{\text{Context}\}$ $\{\text{Answer}\}$
Ours	Input: $\{\text{Context}\}$ Output: $\{\text{Answer}\}$

(c) COPA Template.

GPT3	$\{\text{Context}\}$ question: $\{\text{Question}\}$ true, false, or neither? answer: $\{\text{Answer}\}$
Ours	Input: $\{\text{Context}\}$ question: $\{\text{Question}\}$ true, false, or neither? Output: $\{\text{Answer}\}$

(d) CB Template.

Table A.5: Evaluation templates for SuperGLUE. $\{\cdot\}$ represents values drawn from a particular data field. We alter the GPT3 templates for these tasks to share similar formats with one of our self-supervised tasks. The red, boldfaced texts are used to compute the language modeling perplexities for ranking the labels. We note that the shown templates are for a single example, and there could be multiple examples within an instance.

APPENDIX B

APPENDIX TO CHAPTER 6

B.1 Details about Dataset Construction for WIKITABLET

When collecting data, we consider five resources: Wikidata tables, infoboxes in Wikipedia pages, hyperlinks in the passage, named entities in the passage obtained from named entity recognition (NER), and Wikipedia article structure. For each article in Wikipedia, we use the same infobox and Wikidata table for all sections. These tables can serve as background knowledge for the article. For each section in the article, we create a second table corresponding to section-specific data, i.e., section data. The section data contains records constructed from hyperlinks and entities identified by a named entity recognizer. Section data contributes around 25% of the records in WIKITABLET.

We filter out several entity types related to numbers¹ as the specific meanings of these numbers in the section of interest are difficult to recover from the information in the tables. After filtering, we use the identified entities as the values and the entity types as the attributes. This contributes roughly 12% of the records in our final dataset.

We also create records from hyperlinks in the section of interest. We first expand the hyperlinks available for each section with hyperlinks available in the parent categories. We first group hyperlinks across all Wikipedia articles with those same categories, and then we perform string matching between these hyperlinks and the text in the section. If there are exact matches, we will include those hyperlinks as part of the hyperlinks in this section.

Details for constructing a record with attribute a and value v for a hyperlink with surface text t and hyperlinked article ℓ are as follows. To set a , we use the value of the “instance of” or “subclass of” tuple in the Wikidata table for ℓ . If ℓ does not have a Wikidata table or no appropriate tuple, we consider the parent categories of ℓ as candidates for a . If there are multiple candidates for a , we first embed these candidates and a using GloVe embeddings and then choose the one that maximizes

¹List of filtered entity types: PERCENT, TIME, QUANTITY, ORDINAL, CARDINAL.

cosine similarity between the document titles or section titles and the candidates for a . For the value v of the tuple, we use the document title of ℓ rather than the actual surface text t to avoid giving away too much information in the reference text. The records formed by hyperlinks contribute approximately 13% of the records in WIKITABLET.

We shuffle the ordering of the records from NER and the hyperlinks to prevent models from relying on the ordering of records in the reference text.

The records from the section data can be seen as section-specific information that can make the task more solvable. Complementary to the article data, we create a title table that provides information about the position in which the section is situated, which includes the article title and the section titles for the target section. As the initial sections in Wikipedia articles do not have section titles, we use the section title “Introduction” for these.²

As the records in our data tables come from different resources, we perform extra filtering to remove duplicates in the records. In particular, we give Wikidata the highest priority as it is a human-annotated well-structured data resource (infoboxes are human-annotated but not well-structured due to the way they are stored on Wikipedia) and the entities from NER the lowest priority as they are automatically constructed. That is, when we identify duplicates across different resources, we will keep the records from the higher priority resource and drop those from the lower one. More specifically, the duplicates between Wikidata records and infoboxes are determined by whether there are duplicate values or duplicate attributes: for hyperlinks and infoboxes or Wikidata, they are judged by duplicate values; for NER and hyperlinks, they are based on whether there is any token overlapping between values.

After table collection, we have the following criteria for filtering out the texts: (1) we limit the text length to be between 50 and 1000 word tokens; (2) to ensure that there is sufficient information in the table, we only keep data-text pairs that contain more than 2 records per sentence and more than 15 records per 100 tokens from Wikidata and infoboxes; (3) to avoid texts such as lists of hyperlinks, we filter out

²Among millions of section titles in Wikipedia, there are only 4672 sections, including nested sections, that are called “Introduction”. Therefore, we believe this process will not introduce much noise into the dataset.

1 = it is completely ungrammatical, as it is impossible to understand the text.
2 = it has many grammatical errors, and these errors make the text very difficult to understand.
3 = it has grammatical errors, and some of them make part of the text difficult to understand.
4 = it has some grammatical errors, but they are minor errors that do not affect reading.
5 = it is completely grammatical, as it does not have any grammatical errors.

Table B.1: Rating explanations for grammaticality.

1 = it is completely incoherent, as it is impossible to piece together information in the text.
2 = it is incoherent in most places. You can only understand part of the story.
3 = it is incoherent in many places, but if you spend time reading it, you still can understand the whole story.
4 = it is mostly coherent. Although the text is incoherent in some places, it does not affect reading.
5 = it is completely coherent.

Table B.2: Rating explanations for coherence.

texts where more than 50% of their word tokens are from hyperlink texts.

B.2 Human Evaluation for WIKITABLET

The selected topics for human evaluations are: human (excluding the introduction and biography section), film, single (song), song, album, television series. When evaluating grammaticality and coherence, only the generated text is shown to annotators. The question for grammaticality is “On a scale of 1-5, how much do you think the text is grammatical? (Note: repetitions are grammatical errors.)” (option explanations are shown in Table B.1), and the question for coherence is “On a scale of 1-5,

1 = it is completely contradictory to what is described in the table.
2 = it has some facts contradictory to what is described in the table.
3 = it is not supported by the table, and it does not contradict the table.
4 = some of the text is supported by the facts in the table, and the rest of it does not contradict the facts in the table.
5 = it is completely supported by the table.

Table B.3: Rating explanations for faithfulness.

1 = the text is completely irrelevant to the reference.
2 = most of the text is irrelevant to the reference.
3 = some of the text is relevant to the reference.
4 = most of the text is relevant to the reference.
5 = the text is talking about the same thing as the reference.

Table B.4: Rating explanations for relevance.

how much do you think the text is coherent? (Coherence: Does the text make sense internally, avoid self-contradiction, and use a logical ordering of information?)” (rating explanations are in Table B.2).

When evaluating faithfulness, we show annotators the article data and the generation. The question is “On a scale of 1-5, how much do you think the text is supported by the facts in the following table?” (rating explanations are in Table B.3).

When evaluating coherence and relevance, annotators were shown the reference text and the generation, as well as the Wikipedia article title and section titles for ease of understanding the texts. Annotators were asked two questions, with one being “On a scale of 1-5, how much do you think the text is relevant to the reference” (Table B.4), and the other being “On a scale of 1-5, how much do you think the text is supported by the facts in the reference?” (Table B.5).

1 = it has quite a few facts contradictory to what is described in the reference.
2 = it has some facts contradictory to what is described in the reference.
3 = it is not supported by the reference, and it does not contradict the reference.
4 = some of the text is supported by the facts in the reference, and the rest of it does not contradict the reference.
5 = it is completely supported by the reference.

Table B.5: Rating explanations for supportedness.

B.2.1 Details about Dataset Construction for TVSTORYGEN

String Matching Algorithm. For example, for the character name “John Doe”, valid mentions are itself, “John”, “J.D.”, and “JD” due to the writing style on TVMegaSite. While this matching algorithm may lead to extra characters aligned to particular episodes, it at least includes all characters that are actually involved in the episode.

Episode Filtering Criteria. We filter out episodes if (1) an episode contains fewer than 3 characters (to avoid stories that do not involve many character interactions); or (2) the detailed recap has fewer than 200 word tokens (ensuring that stories have enough details); or (3) the brief summary has fewer than 20 word tokens (to ensure that there is sufficient information given as the input).

B.3 Details about Semantic Role Labeling for TVSTORYGEN

We use a pretrained model from Shi and Lin (2019) to generate SRL tags of the detailed episode recaps. We eliminate the SRL tags for sentences that do not contain $\langle \text{ARG0} \rangle$ or only contain pronouns to avoid ambiguity. For each sentence, we also only keep the SRL tags that correspond to the first verb that appears in the sentence to avoid the SRL tags being too specific, so there will be a balanced burden between the text-to-plot model and the plot-to-text model. In addition, following Goldfarb-Tarrant et al. (2020), we discard SRL tags of generic verbs.

The list of verbs we discard is as follows: “is”, “was”, “were”, “are”, “be”, “’s”, “’re”, “’ll”, “can”, “could”, “must”, “may”, “have to”, “has to”, “had to”, “will”, “would”, “has”, “have”, “had”, “do”, “does”, “did”.

We also eliminate arguments that are longer than 5 tokens.

B.4 Details about Decoding Algorithms and Hyperparameters for TVSTORYGEN

Decoding For both story generation and summarization, we use a batch size of 200, beam search of size 5 with n-gram blocking (Paulus et al., 2018) where probabilities of repeated trigrams are set to 0 during beam search. We did not find nucleus sampling (Holtzman et al., 2020) leading to better generation quality (i.e., fluency and faithfulness to the summaries and the recaps) than beam search with n-gram blocking, possibly due to the fact that our models generate at the sentence level.

Hyperparamters Because our plot-to-text models work at the sentence level, leading to many training instances for both FD and TMS (i.e., 0.5 million and 1.5 million sentences respectively), we train these plot-to-text models for 10 epochs without early stopping. During generation, we set the minimum number of decoding steps to 24 and the maximum number of decoding steps to 48.

As for summarization, we benchmark pretrained BART-base, BART-large (Lewis et al., 2020b), and Pegasus (Zhang et al., 2020a). As the average length of the detailed recaps is much longer than the default maximum sequence length of these pretrained models, we extend the maximum sequence length to 4096. When doing so, we randomly initialize new positional embeddings for BART. Since Pegasus uses Sinusoidal positional embeddings, we simply change the default value of maximum sequence length. We train the models for 15 epochs and perform early stopping on the dev set perplexities. During generation, we limit the minimum decoding step to be 50 and 300, and the maximum decoding step to be 100 and 600 for FD and TMS respectively. The minimum decoding steps roughly match the average length of the summaries in FD and TMS.

BIBLIOGRAPHY

- Yossi Adi, Einat Kermany, Yonatan Belinkov, Ofer Lavi, and Yoav Goldberg. 2017. Fine-grained analysis of sentence embeddings using auxiliary prediction tasks. In *Proceedings of ICLR*.
- Oshin Agarwal, Heming Ge, Siamak Shakeri, and Rami Al-Rfou. 2021. Knowledge graph based synthetic corpus generation for knowledge-enhanced language model pre-training. In *Proceedings of the 2021 Conference of the North American Chapter of the Association for Computational Linguistics: Human Language Technologies*.
- Rajas Agashe, Srinivasan Iyer, and Luke Zettlemoyer. 2019. JuICe: A large scale distantly supervised dataset for open domain context-based code generation. In *Proceedings of the 2019 Conference on Empirical Methods in Natural Language Processing and the 9th International Joint Conference on Natural Language Processing (EMNLP-IJCNLP)*.
- Armen Aghajanyan, Anchit Gupta, Akshat Shrivastava, Xilun Chen, Luke Zettlemoyer, and Sonal Gupta. 2021a. Muppet: Massive multi-task representations with pre-finetuning. In *Proceedings of the 2021 Conference on Empirical Methods in Natural Language Processing*.
- Armen Aghajanyan, Dmytro Okhonko, Mike Lewis, Mandar Joshi, Hu Xu, Gargi Ghosh, and Luke Zettlemoyer. 2021b. Htlm: hyper-text pre-training and prompting of language models. *arXiv preprint arXiv:2107.06955*.
- Eneko Agirre, Carmen Banea, Claire Cardie, Daniel Cer, Mona Diab, Aitor Gonzalez-Agirre, Weiwei Guo, Iñigo Lopez-Gazpio, Montse Maritxalar, Rada Mihalcea, German Rigau, Larraitz Uria, and Janyce Wiebe. 2015. SemEval-2015 task 2: Semantic textual similarity, English, Spanish and pilot on interpretability. In *Proceedings of the 9th International Workshop on Semantic Evaluation (SemEval 2015)*.
- Eneko Agirre, Carmen Banea, Claire Cardie, Daniel Cer, Mona Diab, Aitor Gonzalez-Agirre, Weiwei Guo, Rada Mihalcea, German Rigau, and Janyce Wiebe. 2014. SemEval-2014 task 10: Multilingual semantic textual similarity. In *Proceedings of the 8th International Workshop on Semantic Evaluation (SemEval 2014)*.
- Eneko Agirre, Carmen Banea, Daniel Cer, Mona Diab, Aitor Gonzalez-Agirre, Rada Mihalcea, German Rigau, and Janyce Wiebe. 2016. SemEval-2016 task 1: Semantic textual similarity, monolingual and cross-lingual evaluation. In *Proceedings of the 10th International Workshop on Semantic Evaluation (SemEval-2016)*.
- Eneko Agirre, Daniel Cer, Mona Diab, and Aitor Gonzalez-Agirre. 2012. SemEval-2012 task 6: A pilot on semantic textual similarity. In **SEM 2012: The First Joint Conference on Lexical and Computational Semantics – Volume 1: Proceedings of the main conference and the shared task, and Volume 2: Proceedings of the Sixth International Workshop on Semantic Evaluation (SemEval 2012)*.
- Eneko Agirre, Daniel Cer, Mona Diab, Aitor Gonzalez-Agirre, and Weiwei Guo. 2013. *SEM 2013 shared task: Semantic textual similarity. In *Second Joint Conference on Lexical and Computational Semantics (*SEM), Volume 1: Proceedings of the Main Conference and the Shared Task: Semantic Textual Similarity*.
- Nader Akoury, Shufan Wang, Josh Whiting, Stephen Hood, Nanyun Peng, and Mohit Iyyer. 2020. STORIUM: A Dataset and Evaluation Platform for Machine-in-the-

- Loop Story Generation. In *Proceedings of the 2020 Conference on Empirical Methods in Natural Language Processing (EMNLP)*.
- Alexander A Alemi, Ian Fischer, Joshua V Dillon, and Kevin Murphy. 2017. Deep variational information bottleneck. In *ICLR*.
- Mikel Artetxe, Shruti Bhosale, Naman Goyal, Todor Mihaylov, Myle Ott, Sam Shleifer, Xi Victoria Lin, Jingfei Du, Srinivasan Iyer, Ramakanth Pasunuru, et al. 2021. Efficient large scale language modeling with mixtures of experts. *arXiv preprint arXiv:2112.10684*.
- Isabelle Augenstein and Anders Søgaard. 2017. Multi-task learning of keyphrase boundary classification. In *Proceedings of the 55th Annual Meeting of the Association for Computational Linguistics (Volume 2: Short Papers)*.
- Alexei Baevski and Michael Auli. 2019. Adaptive input representations for neural language modeling. In *International Conference on Learning Representations*.
- Hareesh Bahuleyan, Lili Mou, Olga Vechtomova, and Pascal Poupart. 2018. Variational attention for sequence-to-sequence models. In *Proceedings of the 27th International Conference on Computational Linguistics*.
- Collin F. Baker. 2014. FrameNet: A knowledge base for natural language processing. In *Proceedings of Frame Semantics in NLP: A Workshop in Honor of Chuck Fillmore (1929-2014)*.
- Satanjeev Banerjee and Alon Lavie. 2005. METEOR: An automatic metric for MT evaluation with improved correlation with human judgments. In *Proceedings of the ACL Workshop on Intrinsic and Extrinsic Evaluation Measures for Machine Translation and/or Summarization*.
- Colin Bannard and Chris Callison-Burch. 2005. Paraphrasing with bilingual parallel corpora. In *Proceedings of the 43rd Annual Meeting of the Association for Computational Linguistics (ACL'05)*.
- Mohit Bansal, David Burkett, Gerard de Melo, and Dan Klein. 2014. Structured learning for taxonomy induction with belief propagation. In *Proceedings of the 52nd Annual Meeting of the Association for Computational Linguistics (Volume 1: Long Papers)*.
- Trapit Bansal, Rishikesh Jha, Tsendsuren Munkhdalai, and Andrew McCallum. 2020. Self-supervised meta-learning for few-shot natural language classification tasks. In *Proceedings of the 2020 Conference on Empirical Methods in Natural Language Processing (EMNLP)*.
- Junwei Bao, Duyu Tang, Nan Duan, Zhao Yan, Yuanhua Lv, Ming Zhou, and Tiejun Zhao. 2018a. Table-to-text: Describing table region with natural language. In *Proceedings of the Thirty-Second AAAI Conference on Artificial Intelligence and Thirtieth Innovative Applications of Artificial Intelligence Conference and Eighth AAAI Symposium on Educational Advances in Artificial Intelligence*.
- Junwei Bao, Duyu Tang, Nan Duan, Zhao Yan, Yuanhua Lv, Ming Zhou, and Tiejun Zhao. 2018b. Table-to-text: Describing table region with natural language. In *AAAI Conference on Artificial Intelligence*.
- Roy Bar-Haim, Ido Dagan, Bill Dolan, Lisa Ferro, Danilo Giampiccolo, Bernardo Magnini, and Idan Szpektor. 2006. The second PASCAL recognising textual entailment challenge. In *Proceedings of the second PASCAL challenges workshop on recognising textual entailment*.

- Marco Baroni, Raffaella Bernardi, Ngoc-Quynh Do, and Chung-chieh Shan. 2012. Entailment above the word level in distributional semantics. In *Proceedings of the 13th Conference of the European Chapter of the Association for Computational Linguistics*.
- Regina Barzilay and Mirella Lapata. 2008. Modeling local coherence: An entity-based approach. *Computational Linguistics*, 34(1):1–34.
- Regina Barzilay and Kathleen R. McKeown. 2001. Extracting paraphrases from a parallel corpus. In *Proceedings of the 39th Annual Meeting of the Association for Computational Linguistics*.
- Jasmijn Bastings, Wilker Aziz, and Ivan Titov. 2019. Interpretable neural predictions with differentiable binary variables. In *Proceedings of the 57th Annual Meeting of the Association for Computational Linguistics*.
- Joseph Bates et al. 1994. The role of emotion in believable agents. *Communications of the ACM*, 37:122–125.
- Iz Beltagy, Matthew E Peters, and Arman Cohan. 2020. Longformer: The long-document transformer. *arXiv preprint arXiv:2004.05150*.
- Yoshua Bengio, Réjean Ducharme, Pascal Vincent, and Christian Janvin. 2003. A neural probabilistic language model. *J. Mach. Learn. Res.*, 3(null):1137–1155.
- Luisa Bentivogli, Peter Clark, Ido Dagan, and Danilo Giampiccolo. 2009. The fifth PASCAL recognizing textual entailment challenge. In *TAC*.
- Jonathan Berant, Noga Alon, Ido Dagan, and Jacob Goldberger. 2015. Efficient global learning of entailment graphs. *Computational Linguistics*, 41(2):221–263.
- Rahul Bhagat, Patrick Pantel, and Eduard Hovy. 2007. LEDIR: An unsupervised algorithm for learning directionality of inference rules. In *Proceedings of the 2007 Joint Conference on Empirical Methods in Natural Language Processing and Computational Natural Language Learning (EMNLP-CoNLL)*.
- Piotr Bojanowski, Edouard Grave, Armand Joulin, and Tomas Mikolov. 2017. Enriching word vectors with subword information. *Transactions of the Association for Computational Linguistics*, 5:135–146.
- Ondřej Bojar, Ondřej Dušek, Tom Kocmi, Jindřich Libovický, Michal Novák, Martin Popel, Roman Sudarikov, and Dušan Variš. 2016. CzEng 1.6: Enlarged Czech-English Parallel Corpus with Processing Tools Dockered. In *Text, Speech, and Dialogue: 19th International Conference, TSD 2016*.
- Kurt Bollacker, Colin Evans, Praveen Paritosh, Tim Sturge, and Jamie Taylor. 2008. Freebase: a collaboratively created graph database for structuring human knowledge. In *Proceedings of the 2008 ACM SIGMOD international conference on Management of data*.
- Marcel Bollmann, Anders Søgaard, and Joachim Bingel. 2018. Multi-task learning for historical text normalization: Size matters. In *Proceedings of the Workshop on Deep Learning Approaches for Low-Resource NLP*.
- Antoine Bosselut, Asli Celikyilmaz, Xiaodong He, Jianfeng Gao, Po-Sen Huang, and Yejin Choi. 2018. Discourse-aware neural rewards for coherent text generation. In *Proceedings of the 2018 Conference of the North American Chapter of the Association for Computational Linguistics: Human Language Technologies, Volume 1 (Long Papers)*.
- Jan A. Botha, Manaal Faruqui, John Alex, Jason Baldridge, and Dipanjan Das. 2018.

- Learning to split and rephrase from Wikipedia edit history. In *Proceedings of the 2018 Conference on Empirical Methods in Natural Language Processing*.
- Samuel R. Bowman, Gabor Angeli, Christopher Potts, and Christopher D. Manning. 2015. A large annotated corpus for learning natural language inference. In *Proceedings of the 2015 Conference on Empirical Methods in Natural Language Processing*.
- Samuel R. Bowman, Luke Vilnis, Oriol Vinyals, Andrew Dai, Rafal Jozefowicz, and Samy Bengio. 2016. Generating sentences from a continuous space. In *Proceedings of The 20th SIGNLL Conference on Computational Natural Language Learning*.
- Adriane Boyd. 2018. Using Wikipedia edits in low resource grammatical error correction. In *Proceedings of the 2018 EMNLP Workshop W-NUT: The 4th Workshop on Noisy User-generated Text*.
- Jonathan Bragg, Arman Cohan, Kyle Lo, and Iz Beltagy. 2021. Flex: Unifying evaluation for few-shot nlp. In *Advances in Neural Information Processing Systems*.
- Thorsten Brants, Ashok C. Popat, Peng Xu, Franz J. Och, and Jeffrey Dean. 2007. Large language models in machine translation. In *Proceedings of the 2007 Joint Conference on Empirical Methods in Natural Language Processing and Computational Natural Language Learning (EMNLP-CoNLL)*.
- Joanne Brown. 1998. Historical fiction or fictionalized history? *The ALAN Review*.
- Peter F. Brown, John Cocke, Stephen A. Della Pietra, Vincent J. Della Pietra, Fredrick Jelinek, John D. Lafferty, Robert L. Mercer, and Paul S. Roossin. 1990. A statistical approach to machine translation. *Computational Linguistics*, 16(2):79–85.
- Peter F Brown, Vincent J Della Pietra, Peter V Desouza, Jennifer C Lai, and Robert L Mercer. 1992. Class-based n-gram models of natural language. *Computational linguistics*, 18(4):467–480.
- Tom Brown, Benjamin Mann, Nick Ryder, Melanie Subbiah, Jared D Kaplan, Prafulla Dhariwal, Arvind Neelakantan, Pranav Shyam, Girish Sastry, Amanda Askell, Sandhini Agarwal, Ariel Herbert-Voss, Gretchen Krueger, Tom Henighan, Rewon Child, Aditya Ramesh, Daniel Ziegler, Jeffrey Wu, Clemens Winter, Chris Hesse, Mark Chen, Eric Sigler, Mateusz Litwin, Scott Gray, Benjamin Chess, Jack Clark, Christopher Berner, Sam McCandlish, Alec Radford, Ilya Sutskever, and Dario Amodei. 2020. Language models are few-shot learners. In *Advances in Neural Information Processing Systems*.
- Razvan Bunescu and Marius Paşca. 2006. Using encyclopedic knowledge for named entity disambiguation. In *11th Conference of the European Chapter of the Association for Computational Linguistics*.
- Aoife Cahill, Nitin Madnani, Joel Tetreault, and Diane Napolitano. 2013. Robust systems for preposition error correction using Wikipedia revisions. In *Proceedings of the 2013 Conference of the North American Chapter of the Association for Computational Linguistics: Human Language Technologies*.
- Iacer Calixto, Miguel Rios, and Wilker Aziz. 2019. Latent variable model for multi-modal translation. In *Proceedings of the 57th Annual Meeting of the Association for Computational Linguistics*.
- Ziqiang Cao, Wenjie Li, Sujian Li, and Furu Wei. 2018. Retrieve, rerank and rewrite: Soft template based neural summarization. In *Proceedings of the 56th Annual Meeting of the Association for Computational Linguistics (Volume 1: Long Papers)*.

- Jean Carletta, Simone Ashby, Sebastien Bourban, Mike Flynn, Mael Guillemot, Thomas Hain, Jaroslav Kadlec, Vasilis Karaiskos, Wessel Kraaij, Melissa Kronenthal, et al. 2005. The AMI meeting corpus: A pre-announcement. In *International workshop on machine learning for multimodal interaction*.
- Lynn Carlson, Daniel Marcu, and Mary Ellen Okurovsky. 2001. Building a discourse-tagged corpus in the framework of Rhetorical Structure Theory. In *Proceedings of the Second SIGdial Workshop on Discourse and Dialogue*.
- Daniel Cer, Mona Diab, Eneko Agirre, Iñigo Lopez-Gazpio, and Lucia Specia. 2017. SemEval-2017 task 1: Semantic textual similarity multilingual and crosslingual focused evaluation. In *Proceedings of the 11th International Workshop on Semantic Evaluation (SemEval-2017)*.
- Tuhin Chakrabarty, Christopher Hidey, and Kathy McKeown. 2019. IMHO fine-tuning improves claim detection. In *Proceedings of the 2019 Conference of the North American Chapter of the Association for Computational Linguistics: Human Language Technologies, Volume 1 (Long and Short Papers)*.
- Ting-Yun Chang and Chi-Jen Lu. 2021. Rethinking why intermediate-task fine-tuning works. In *Findings of the Association for Computational Linguistics: EMNLP 2021*.
- David L. Chen and Raymond J. Mooney. 2008. Learning to sportscast: A test of grounded language acquisition. In *Proceedings of the 25th International Conference on Machine Learning*.
- Henry Y. Chen, Ethan Zhou, and Jinho D. Choi. 2017. Robust coreference resolution and entity linking on dialogues: Character identification on TV show transcripts. In *Proceedings of the 21st Conference on Computational Natural Language Learning (CoNLL 2017)*.
- Mingda Chen, Zewei Chu, Yang Chen, Karl Stratos, and Kevin Gimpel. 2019a. EntEval: A holistic evaluation benchmark for entity representations. In *Proceedings of the 2019 Conference on Empirical Methods in Natural Language Processing and the 9th International Joint Conference on Natural Language Processing (EMNLP-IJCNLP)*.
- Mingda Chen, Zewei Chu, and Kevin Gimpel. 2019b. Evaluation benchmarks and learning criteria for discourse-aware sentence representations. In *Proceedings of the 2019 Conference on Empirical Methods in Natural Language Processing and the 9th International Joint Conference on Natural Language Processing (EMNLP-IJCNLP)*.
- Mingda Chen, Zewei Chu, Karl Stratos, and Kevin Gimpel. 2020a. Mining knowledge for natural language inference from Wikipedia categories. In *Findings of the Association for Computational Linguistics: EMNLP 2020*.
- Mingda Chen, Zewei Chu, Sam Wiseman, and Kevin Gimpel. 2022a. SummScreen: A dataset for abstractive screenplay summarization. In *Proceedings of the 60th Annual Meeting of the Association for Computational Linguistics (Volume 1: Long Papers)*.
- Mingda Chen, Jingfei Du, Ramakanth Pasunuru, Todor Mihaylov, Srini Iyer, Veselin Stoyanov, and Zornista Kozareva. 2022b. Improving in-context few-shot learning via self-supervised training. In *Proceedings of NAACL*.
- Mingda Chen and Kevin Gimpel. 2018. Smaller text classifiers with discriminative cluster embeddings. In *Proceedings of the 2018 Conference of the North American Chapter of the Association for Computational Linguistics: Human Language Technologies, Volume 2 (Short Papers)*.

- Mingda Chen and Kevin Gimpel. 2020. Learning probabilistic sentence representations from paraphrases. In *Proceedings of the 5th Workshop on Representation Learning for NLP*.
- Mingda Chen and Kevin Gimpel. 2021. TVRecap: A dataset for generating stories with character descriptions. *arXiv preprint arXiv:2109.08833*.
- Mingda Chen, Qingming Tang, Karen Livescu, and Kevin Gimpel. 2018a. Variational sequential labelers for semi-supervised learning. In *Proceedings of the 2018 Conference on Empirical Methods in Natural Language Processing*.
- Mingda Chen, Qingming Tang, Sam Wiseman, and Kevin Gimpel. 2019c. Controllable paraphrase generation with a syntactic exemplar. In *Proceedings of the 57th Annual Meeting of the Association for Computational Linguistics*.
- Mingda Chen, Qingming Tang, Sam Wiseman, and Kevin Gimpel. 2019d. A multi-task approach for disentangling syntax and semantics in sentence representations. In *Proceedings of the 2019 Conference of the North American Chapter of the Association for Computational Linguistics: Human Language Technologies, Volume 1 (Long and Short Papers)*.
- Mingda Chen, Sam Wiseman, and Kevin Gimpel. 2020b. Exemplar-controllable paraphrasing and translation using bitext. *arXiv preprint arXiv:2010.05856*.
- Mingda Chen, Sam Wiseman, and Kevin Gimpel. 2021. WikiTableT: A large-scale data-to-text dataset for generating Wikipedia article sections. In *Findings of the Association for Computational Linguistics: ACL-IJCNLP 2021*.
- Wei-Fan Chen, Shahbaz Syed, Benno Stein, Matthias Hagen, and Martin Potthast. 2020c. Abstractive snippet generation. In *Proceedings of The Web Conference 2020*.
- Wenhu Chen, Jianshu Chen, Yu Su, Zhiyu Chen, and William Yang Wang. 2020d. Logical natural language generation from open-domain tables. In *Proceedings of the 58th Annual Meeting of the Association for Computational Linguistics*.
- Wenhu Chen, Yu Su, Xifeng Yan, and William Yang Wang. 2020e. KGPT: Knowledge-grounded pre-training for data-to-text generation. In *Proceedings of the 2020 Conference on Empirical Methods in Natural Language Processing (EMNLP)*.
- Yu Chen and Andreas Eisele. 2012. MultiUN v2: UN documents with multilingual alignments. In *Proceedings of the Eighth International Conference on Language Resources and Evaluation (LREC'12)*.
- Yu-Hsin Chen and Jinho D. Choi. 2016. Character identification on multiparty conversation: Identifying mentions of characters in TV shows. In *Proceedings of the 17th Annual Meeting of the Special Interest Group on Discourse and Dialogue*.
- Yufei Chen, Sheng Huang, Fang Wang, Junjie Cao, Weiwei Sun, and Xiaojun Wan. 2018b. Neural maximum subgraph parsing for cross-domain semantic dependency analysis. In *Proceedings of the 22nd Conference on Computational Natural Language Learning*.
- Pengyu Cheng, Martin Renqiang Min, Dinghan Shen, Christopher Malon, Yizhe Zhang, Yitong Li, and Lawrence Carin. 2020. Improving disentangled text representation learning with information-theoretic guidance. In *Proceedings of the 58th Annual Meeting of the Association for Computational Linguistics*.
- Yong Cheng, Wei Xu, Zhongjun He, Wei He, Hua Wu, Maosong Sun, and Yang Liu. 2016. Semi-supervised learning for neural machine translation. In *Proceedings of*

- the 54th Annual Meeting of the Association for Computational Linguistics (Volume 1: Long Papers)*.
- Kyunghyun Cho, Bart van Merriënboer, Dzmitry Bahdanau, and Yoshua Bengio. 2014. On the properties of neural machine translation: Encoder–decoder approaches. In *Proceedings of SSST-8, Eighth Workshop on Syntax, Semantics and Structure in Statistical Translation*.
- Sangwoo Cho, Franck Dernoncourt, Tim Ganter, Trung Bui, Nedim Lipka, Walter Chang, Hailin Jin, Jonathan Brandt, Hassan Foroosh, and Fei Liu. 2021. StreamHover: Livestream transcript summarization and annotation. In *Proceedings of the 2021 Conference on Empirical Methods in Natural Language Processing*.
- Eunsol Choi, Tom Kwiatkowski, and Luke Zettlemoyer. 2015. Scalable semantic parsing with partial ontologies. In *Proceedings of the 53rd Annual Meeting of the Association for Computational Linguistics and the 7th International Joint Conference on Natural Language Processing (Volume 1: Long Papers)*.
- Eunsol Choi, Omer Levy, Yejin Choi, and Luke Zettlemoyer. 2018. Ultra-fine entity typing. In *Proceedings of the 56th Annual Meeting of the Association for Computational Linguistics (Volume 1: Long Papers)*.
- Jinho D. Choi and Henry Y. Chen. 2018. SemEval 2018 task 4: Character identification on multiparty dialogues. In *Proceedings of The 12th International Workshop on Semantic Evaluation*.
- Christos Christodoulopoulos, Sharon Goldwater, and Mark Steedman. 2010. Two decades of unsupervised POS induction: How far have we come? In *Proceedings of the 2010 Conference on Empirical Methods in Natural Language Processing*.
- Cuong Xuan Chu, Simon Razniewski, and Gerhard Weikum. 2021a. Knowfi: Knowledge extraction from long fictional texts. In *3rd Conference on Automated Knowledge Base Construction*.
- Zewei Chu, Mingda Chen, Jing Chen, Miaosen Wang, Kevin Gimpel, Manaal Faruqui, and Xiance Si. 2020. How to ask better questions? a large-scale multi-domain dataset for rewriting ill-formed questions. *Proceedings of the AAAI Conference on Artificial Intelligence*, 34(05):7586–7593.
- Zewei Chu, Karl Stratos, and Kevin Gimpel. 2021b. NATCAT: Weakly supervised text classification with naturally annotated resources. In *3rd Conference on Automated Knowledge Base Construction*.
- Zewei Chu, Karl Stratos, and Kevin Gimpel. 2021c. Unsupervised label refinement improves dataless text classification. In *Findings of the Association for Computational Linguistics: ACL-IJCNLP 2021*.
- Junyoung Chung, Caglar Gulcehre, KyungHyun Cho, and Yoshua Bengio. 2014. Empirical evaluation of gated recurrent neural networks on sequence modeling. In *NIPS 2014 Deep Learning and Representation Learning Workshop*.
- Christopher Clark, Kenton Lee, Ming-Wei Chang, Tom Kwiatkowski, Michael Collins, and Kristina Toutanova. 2019. BoolQ: Exploring the surprising difficulty of natural yes/no questions. In *Proceedings of the 2019 Conference of the North American Chapter of the Association for Computational Linguistics: Human Language Technologies, Volume 1 (Long and Short Papers)*.
- Elizabeth Clark, Yangfeng Ji, and Noah A. Smith. 2018. Neural text generation in stories using entity representations as context. In *Proceedings of the 2018 Conference*

- of the North American Chapter of the Association for Computational Linguistics: Human Language Technologies, Volume 1 (Long Papers).
- Kevin Clark, Minh-Thang Luong, Quoc V. Le, and Christopher D. Manning. 2020. Electra: Pre-training text encoders as discriminators rather than generators. In *International Conference on Learning Representations*.
- Ann Clifton, Sravana Reddy, Yongze Yu, Aasish Pappu, Rezvaneh Rezapour, Hamed Bonab, Maria Eskevich, Gareth Jones, Jussi Karlgren, Ben Carterette, and Rosie Jones. 2020. 100,000 podcasts: A spoken English document corpus. In *Proceedings of the 28th International Conference on Computational Linguistics*.
- Arman Cohan, Franck Dernoncourt, Doo Soon Kim, Trung Bui, Seokhwan Kim, Walter Chang, and Nazli Goharian. 2018. A discourse-aware attention model for abstractive summarization of long documents. In *Proceedings of the 2018 Conference of the North American Chapter of the Association for Computational Linguistics: Human Language Technologies, Volume 2 (Short Papers)*.
- R. Collobert and J. Weston. 2008. A unified architecture for natural language processing: deep neural networks with multitask learning. In *Proceedings of the 25th Annual International Conference on Machine Learning (ICML 2008)*.
- Ronan Collobert, Jason Weston, Léon Bottou, Michael Karlen, Koray Kavukcuoglu, and Pavel Kuksa. 2011. Natural language processing (almost) from scratch. *J. Mach. Learn. Res.*, 12(null):2493–2537.
- Alexis Conneau, Kartikay Khandelwal, Naman Goyal, Vishrav Chaudhary, Guillaume Wenzek, Francisco Guzmán, Edouard Grave, Myle Ott, Luke Zettlemoyer, and Veselin Stoyanov. 2020a. Unsupervised cross-lingual representation learning at scale. In *Proceedings of the 58th Annual Meeting of the Association for Computational Linguistics*.
- Alexis Conneau and Douwe Kiela. 2018. SentEval: An evaluation toolkit for universal sentence representations. In *Proceedings of the Eleventh International Conference on Language Resources and Evaluation (LREC 2018)*.
- Alexis Conneau, Douwe Kiela, Holger Schwenk, Loïc Barrault, and Antoine Bordes. 2017. Supervised learning of universal sentence representations from natural language inference data. In *Proceedings of the 2017 Conference on Empirical Methods in Natural Language Processing*.
- Alexis Conneau, German Kruszewski, Guillaume Lample, Loïc Barrault, and Marco Baroni. 2018a. What you can cram into a single \mathbb{R}^d vector: Probing sentence embeddings for linguistic properties. In *Proceedings of the 56th Annual Meeting of the Association for Computational Linguistics (Volume 1: Long Papers)*.
- Alexis CONNEAU and Guillaume Lample. 2019. Cross-lingual language model pre-training. In *Advances in Neural Information Processing Systems*.
- Alexis Conneau, Rutu Rinott, Guillaume Lample, Adina Williams, Samuel Bowman, Holger Schwenk, and Veselin Stoyanov. 2018b. XNLI: Evaluating cross-lingual sentence representations. In *Proceedings of the 2018 Conference on Empirical Methods in Natural Language Processing*.
- Alexis Conneau, Shijie Wu, Haoran Li, Luke Zettlemoyer, and Veselin Stoyanov. 2020b. Emerging cross-lingual structure in pretrained language models. In *Proceedings of the 58th Annual Meeting of the Association for Computational Linguistics*.

- Gonçalo M. Correia, Vlad Niculae, and André F. T. Martins. 2019. Adaptively sparse transformers. In *Proceedings of the 2019 Conference on Empirical Methods in Natural Language Processing and the 9th International Joint Conference on Natural Language Processing (EMNLP-IJCNLP)*.
- Caio Corro and Ivan Titov. 2019. Differentiable perturb-and-parse: Semi-supervised parsing with a structured variational autoencoder. In *International Conference on Learning Representations*.
- Silviu Cucerzan. 2007. Large-scale named entity disambiguation based on Wikipedia data. In *Proceedings of the 2007 Joint Conference on Empirical Methods in Natural Language Processing and Computational Natural Language Learning (EMNLP-CoNLL)*.
- Ido Dagan, Oren Glickman, and Bernardo Magnini. 2005. The PASCAL recognising textual entailment challenge. In *Machine Learning Challenges Workshop*.
- Ido Dagan, Oren Glickman, and Bernardo Magnini. 2006. The PASCAL recognising textual entailment challenge. In *Machine learning challenges. evaluating predictive uncertainty, visual object classification, and recognising textual entailment*.
- Andrew M Dai and Quoc V Le. 2015. Semi-supervised sequence learning. In *Advances in Neural Information Processing Systems*.
- Pradeep Dasigi, Nelson F. Liu, Ana Marasović, Noah A. Smith, and Matt Gardner. 2019. Quoref: A reading comprehension dataset with questions requiring coreferential reasoning. In *Proceedings of the 2019 Conference on Empirical Methods in Natural Language Processing and the 9th International Joint Conference on Natural Language Processing (EMNLP-IJCNLP)*.
- Tim R. Davidson, Luca Falorsi, Nicola De Cao, Thomas Kipf, and Jakub M. Tomczak. 2018. Hyperspherical variational auto-encoders. *34th Conference on Uncertainty in Artificial Intelligence (UAI-18)*.
- Marie-Catherine De Marneffe, Mandy Simons, and Judith Tonhauser. 2019. The CommitmentBank: Investigating projection in naturally occurring discourse. In *Sinn und Bedeutung 23*.
- Scott Deerwester, Susan T Dumais, George W Furnas, Thomas K Landauer, and Richard Harshman. 1990. Indexing by latent semantic analysis. *Journal of the American society for information science*, 41(6):391–407.
- Mostafa Dehghani, Stephan Gouws, Oriol Vinyals, Jakob Uszkoreit, and Lukasz Kaiser. 2019. Universal transformers. In *International Conference on Learning Representations*.
- Luciano Del Corro, Abdalghani Abujabal, Rainer Gemulla, and Gerhard Weikum. 2015. FINET: Context-aware fine-grained named entity typing. In *Proceedings of the 2015 Conference on Empirical Methods in Natural Language Processing*.
- Yuntian Deng, Yoon Kim, Justin Chiu, Demi Guo, and Alexander Rush. 2018. Latent alignment and variational attention. In *Advances in Neural Information Processing Systems*.
- Michel Deudon. 2018. Learning semantic similarity in a continuous space. In S. Bengio, H. Wallach, H. Larochelle, K. Grauman, N. Cesa-Bianchi, and R. Garnett, editors, *Advances in Neural Information Processing Systems 31*.
- Jacob Devlin, Ming-Wei Chang, Kenton Lee, and Kristina Toutanova. 2019. BERT: Pre-training of deep bidirectional transformers for language understanding. In

- Proceedings of the 2019 Conference of the North American Chapter of the Association for Computational Linguistics: Human Language Technologies, Volume 1 (Long and Short Papers)*.
- Bhuwan Dhingra, Manaal Faruqui, Ankur Parikh, Ming-Wei Chang, Dipanjan Das, and William Cohen. 2019. Handling divergent reference texts when evaluating table-to-text generation. In *Proceedings of the 57th Annual Meeting of the Association for Computational Linguistics*.
- Bhuwan Dhingra, Kathryn Mazaitis, and William W Cohen. 2017. Quasar: Datasets for question answering by search and reading. *arXiv preprint arXiv:1707.03904*.
- Xiaoan Ding and Kevin Gimpel. 2019. Latent-variable generative models for data-efficient text classification. In *Proceedings of the 2019 Conference on Empirical Methods in Natural Language Processing and the 9th International Joint Conference on Natural Language Processing (EMNLP-IJCNLP)*.
- Xiaoan Ding and Kevin Gimpel. 2021. FlowPrior: Learning expressive priors for latent variable sentence models. In *Proceedings of the 2021 Conference of the North American Chapter of the Association for Computational Linguistics: Human Language Technologies*.
- Bill Dolan, Chris Quirk, and Chris Brockett. 2004. Unsupervised construction of large paraphrase corpora: Exploiting massively parallel news sources. In *COLING 2004: Proceedings of the 20th International Conference on Computational Linguistics*.
- William B. Dolan and Chris Brockett. 2005. Automatically constructing a corpus of sentential paraphrases. In *Proceedings of the Third International Workshop on Paraphrasing (IWP2005)*.
- Li Dong, Jonathan Mallinson, Siva Reddy, and Mirella Lapata. 2017. Learning to paraphrase for question answering. In *Proceedings of the 2017 Conference on Empirical Methods in Natural Language Processing*.
- Li Dong, Nan Yang, Wenhui Wang, Furu Wei, Xiaodong Liu, Yu Wang, Jianfeng Gao, Ming Zhou, and Hsiao-Wuen Hon. 2019. Unified language model pre-training for natural language understanding and generation. In *Advances in Neural Information Processing Systems*.
- Jiachen Du, Wenjie Li, Yulan He, Ruifeng Xu, Lidong Bing, and Xuan Wang. 2018. Variational autoregressive decoder for neural response generation. In *Proceedings of the 2018 Conference on Empirical Methods in Natural Language Processing*.
- Jingfei Du, Edouard Grave, Beliz Gunel, Vishrav Chaudhary, Onur Celebi, Michael Auli, Veselin Stoyanov, and Alexis Conneau. 2021. Self-training improves pre-training for natural language understanding. In *Proceedings of the 2021 Conference of the North American Chapter of the Association for Computational Linguistics: Human Language Technologies*.
- Dheeru Dua, Yizhong Wang, Pradeep Dasigi, Gabriel Stanovsky, Sameer Singh, and Matt Gardner. 2019. DROP: A reading comprehension benchmark requiring discrete reasoning over paragraphs. In *Proceedings of the 2019 Conference of the North American Chapter of the Association for Computational Linguistics: Human Language Technologies, Volume 1 (Long and Short Papers)*.
- Greg Durrett and Dan Klein. 2013. Easy victories and uphill battles in coreference resolution. In *Proceedings of the 2013 Conference on Empirical Methods in Natural*

Language Processing.

- Avia Efrat and Omer Levy. 2020. The turking test: Can language models understand instructions? *arXiv preprint arXiv:2010.11982*.
- Bryan Eikema and Wilker Aziz. 2019. Auto-encoding variational neural machine translation. In *Proceedings of the 4th Workshop on Representation Learning for NLP (RepL4NLP-2019)*.
- Alon Eirew, Arie Cattan, and Ido Dagan. 2021. WEC: Deriving a large-scale cross-document event coreference dataset from Wikipedia. In *Proceedings of the 2021 Conference of the North American Chapter of the Association for Computational Linguistics: Human Language Technologies*.
- Andreas Eisele and Yu Chen. 2010. MultiUN: A multilingual corpus from united nation documents. In *Proceedings of the Seventh International Conference on Language Resources and Evaluation (LREC'10)*.
- Ahmed El-Kishky, Vishrav Chaudhary, Francisco Guzmán, and Philipp Koehn. 2020. CCAIined: A massive collection of cross-lingual web-document pairs. In *Proceedings of the 2020 Conference on Empirical Methods in Natural Language Processing (EMNLP)*.
- Hady Elsahar, Pavlos Vougiouklis, Arslan Remaci, Christophe Gravier, Jonathon Hare, Frederique Laforest, and Elena Simperl. 2018. T-REx: A large scale alignment of natural language with knowledge base triples. In *Proceedings of the Eleventh International Conference on Language Resources and Evaluation (LREC 2018)*.
- Micha Elsner and Eugene Charniak. 2008. You talking to me? a corpus and algorithm for conversation disentanglement. In *Proceedings of ACL-08: HLT*.
- Micha Elsner and Eugene Charniak. 2010. Disentangling chat. *Computational Linguistics*, 36(3):389–409.
- Katrin Erk. 2007. A simple, similarity-based model for selectional preferences. In *Proceedings of the 45th Annual Meeting of the Association of Computational Linguistics*.
- Cristina Espana-Bonet, Adám Csaba Varga, Alberto Barrón-Cedeno, and Josef Van Genabith. 2017. An empirical analysis of nmt-derived interlingual embeddings and their use in parallel sentence identification. *IEEE Journal of Selected Topics in Signal Processing*, 11(8):1340–1350.
- Alexander Fabbri, Irene Li, Tianwei She, Suyi Li, and Dragomir Radev. 2019. Multi-news: A large-scale multi-document summarization dataset and abstractive hierarchical model. In *Proceedings of the 57th Annual Meeting of the Association for Computational Linguistics*.
- Angela Fan, David Grangier, and Michael Auli. 2018a. Controllable abstractive summarization. In *Proceedings of the 2nd Workshop on Neural Machine Translation and Generation*.
- Angela Fan, Yacine Jernite, Ethan Perez, David Grangier, Jason Weston, and Michael Auli. 2019a. ELI5: Long form question answering. In *Proceedings of the 57th Annual Meeting of the Association for Computational Linguistics*.
- Angela Fan, Mike Lewis, and Yann Dauphin. 2018b. Hierarchical neural story generation. In *Proceedings of the 56th Annual Meeting of the Association for Computational Linguistics (Volume 1: Long Papers)*.
- Angela Fan, Mike Lewis, and Yann Dauphin. 2019b. Strategies for structuring story

- generation. In *Proceedings of the 57th Annual Meeting of the Association for Computational Linguistics*.
- Le Fang, Chunyuan Li, Jianfeng Gao, Wen Dong, and Changyou Chen. 2019. Implicit deep latent variable models for text generation. In *Proceedings of the 2019 Conference on Empirical Methods in Natural Language Processing and the 9th International Joint Conference on Natural Language Processing (EMNLP-IJCNLP)*.
- Manaal Faruqui and Chris Dyer. 2014. Improving vector space word representations using multilingual correlation. In *Proceedings of the 14th Conference of the European Chapter of the Association for Computational Linguistics*.
- Manaal Faruqui, Ellie Pavlick, Ian Tenney, and Dipanjan Das. 2018. WikiAtomicEdits: A multilingual corpus of Wikipedia edits for modeling language and discourse. In *Proceedings of the 2018 Conference on Empirical Methods in Natural Language Processing*.
- Christiane Fellbaum, editor. 1998. *WordNet: An Electronic Lexical Database*. Language, Speech, and Communication. MIT Press, Cambridge, MA.
- Jessica Fidler and Yoav Goldberg. 2017. Controlling linguistic style aspects in neural language generation. In *Proceedings of the Workshop on Stylistic Variation*.
- John R Firth. 1957. A synopsis of linguistic theory, 1930-1955. *Studies in linguistic analysis*.
- Jeffrey Flanigan, Chris Dyer, Noah A. Smith, and Jaime Carbonell. 2016. Generation from Abstract Meaning Representation using tree transducers. In *Proceedings of the 2016 Conference of the North American Chapter of the Association for Computational Linguistics: Human Language Technologies*.
- Matthew Francis-Landau, Greg Durrett, and Dan Klein. 2016. Capturing semantic similarity for entity linking with convolutional neural networks. In *Proceedings of the 2016 Conference of the North American Chapter of the Association for Computational Linguistics: Human Language Technologies*.
- Lea Frermann, Shay B. Cohen, and Mirella Lapata. 2018. Whodunnit? crime drama as a case for natural language understanding. *Transactions of the Association for Computational Linguistics*, 6:1–15.
- Zhenxin Fu, Xiaoye Tan, Nanyun Peng, Dongyan Zhao, and Rui Yan. 2018. Style transfer in text: Exploration and evaluation. In *the AAAI Conference on Artificial Intelligence*.
- Zhe Gan, Yunchen Pu, Ricardo Henao, Chunyuan Li, Xiaodong He, and Lawrence Carin. 2017. Learning generic sentence representations using convolutional neural networks. In *Proceedings of the 2017 Conference on Empirical Methods in Natural Language Processing*.
- Octavian-Eugen Ganea and Thomas Hofmann. 2017. Deep joint entity disambiguation with local neural attention. In *Proceedings of the 2017 Conference on Empirical Methods in Natural Language Processing*.
- Zeno Gantner and Lars Schmidt-Thieme. 2009. Automatic content-based categorization of Wikipedia articles. In *Proceedings of the 2009 Workshop on The People’s Web Meets NLP: Collaboratively Constructed Semantic Resources (People’s Web)*.
- Tianyu Gao, Adam Fisch, and Danqi Chen. 2021. Making pre-trained language models better few-shot learners. In *Proceedings of the 59th Annual Meeting of the Associa-*

- tion for Computational Linguistics and the 11th International Joint Conference on Natural Language Processing (Volume 1: Long Papers).
- Claire Gardent, Anastasia Shimorina, Shashi Narayan, and Laura Perez-Beltrachini. 2017. The WebNLG challenge: Generating text from RDF data. In *Proceedings of the 10th International Conference on Natural Language Generation*.
- Leon A Gatys, Alexander S Ecker, and Matthias Bethge. 2016. Image style transfer using convolutional neural networks. In *Proceedings of the IEEE Conference on Computer Vision and Pattern Recognition*.
- Sebastian Gehrmann, Tosin Adewumi, Karmanya Aggarwal, Pawan Sasanka Ammanamanchi, Anuoluwapo Aremu, Antoine Bosselut, Khyathi Raghavi Chandu, Miruna-Adriana Clinciu, Dipanjan Das, Kaustubh Dhole, Wanyu Du, Esin Durmus, Ondřej Dušek, Chris Chinenye Emezue, Varun Gangal, Cristina Garbacea, Tatsunori Hashimoto, Yufang Hou, Yacine Jernite, Harsh Jhamtani, Yangfeng Ji, Shailza Jolly, Mihir Kale, Dhruv Kumar, Faisal Ladhak, Aman Madaan, Mounica Maddela, Khyati Mahajan, Saad Mahamood, Bodhisattwa Prasad Majumder, Pedro Henrique Martins, Angelina McMillan-Major, Simon Mille, Emiel van Miltenburg, Moin Nadeem, Shashi Narayan, Vitaly Nikolaev, Andre Niyongabo Rubungo, Salomey Osei, Ankur Parikh, Laura Perez-Beltrachini, Niranjan Ramesh Rao, Vikas Raunak, Juan Diego Rodriguez, Sashank Santhanam, João Sedoc, Thibault Sellam, Samira Shaikh, Anastasia Shimorina, Marco Antonio Sobrevilla Cabezero, Hendrik Strobelt, Nishant Subramani, Wei Xu, Diyi Yang, Akhila Yerukola, and Jiawei Zhou. 2021. The GEM benchmark: Natural language generation, its evaluation and metrics. In *Proceedings of the 1st Workshop on Natural Language Generation, Evaluation, and Metrics (GEM 2021)*.
- Sebastian Gehrmann, Yuntian Deng, and Alexander Rush. 2018. Bottom-up abstractive summarization. In *Proceedings of the 2018 Conference on Empirical Methods in Natural Language Processing*.
- Shima Gerani, Yashar Mehdad, Giuseppe Carenini, Raymond T. Ng, and Bitan Nejat. 2014. Abstractive summarization of product reviews using discourse structure. In *Proceedings of the 2014 Conference on Empirical Methods in Natural Language Processing (EMNLP)*.
- Abbas Ghaddar and Phillippe Langlais. 2017. WiNER: A Wikipedia annotated corpus for named entity recognition. In *Proceedings of the Eighth International Joint Conference on Natural Language Processing (Volume 1: Long Papers)*.
- Demian Gholipour Ghalandari, Chris Hokamp, Nghia The Pham, John Glover, and Georgiana Ifrim. 2020. A large-scale multi-document summarization dataset from the Wikipedia current events portal. In *Proceedings of the 58th Annual Meeting of the Association for Computational Linguistics*.
- Danilo Giampiccolo, Bernardo Magnini, Ido Dagan, and Bill Dolan. 2007. The third PASCAL recognizing textual entailment challenge. In *Proceedings of the ACL-PASCAL Workshop on Textual Entailment and Paraphrasing*.
- Bogdan Gliwa, Iwona Mochol, Maciej Biesek, and Aleksander Wawer. 2019. SAM-Sum corpus: A human-annotated dialogue dataset for abstractive summarization. In *Proceedings of the 2nd Workshop on New Frontiers in Summarization*.
- Max Glockner, Vered Shwartz, and Yoav Goldberg. 2018. Breaking NLI systems with sentences that require simple lexical inferences. In *Proceedings of the 56th Annual*

- Meeting of the Association for Computational Linguistics (Volume 2: Short Papers)*.
- Seraphina Goldfarb-Tarrant, Tuhin Chakrabarty, Ralph Weischedel, and Nanyun Peng. 2020. Content planning for neural story generation with aristotelian rescoring. In *Proceedings of the 2020 Conference on Empirical Methods in Natural Language Processing (EMNLP)*.
- Li Gong, Josep Crego, and Jean Senellart. 2019. Enhanced transformer model for data-to-text generation. In *Proceedings of the 3rd Workshop on Neural Generation and Translation*.
- Ian Goodfellow, Jean Pouget-Abadie, Mehdi Mirza, Bing Xu, David Warde-Farley, Sherjil Ozair, Aaron Courville, and Yoshua Bengio. 2014. Generative adversarial nets. In *Advances in Neural Information Processing Systems*.
- Philip John Gorinski and Mirella Lapata. 2015. Movie script summarization as graph-based scene extraction. In *Proceedings of the 2015 Conference of the North American Chapter of the Association for Computational Linguistics: Human Language Technologies*.
- Anirudh Goyal, Alessandro Sordani, Marc-Alexandre Côté, Nan Rosemary Ke, and Yoshua Bengio. 2017. Z-forcing: Training stochastic recurrent networks. In *Advances in Neural Information Processing Systems*.
- Kartik Goyal, Chris Dyer, Christopher Warren, Maxwell G'Sell, and Taylor Berg-Kirkpatrick. 2020. A probabilistic generative model for typographical analysis of early modern printing. In *Proceedings of the 58th Annual Meeting of the Association for Computational Linguistics*.
- Édouard Grave, Armand Joulin, Moustapha Cissé, David Grangier, and Hervé Jégou. 2017. Efficient softmax approximation for GPUs. In *Proceedings of the 34th International Conference on Machine Learning*.
- Melanie C Green, Jennifer Garst, and Timothy C Brock. 2003. The power of fiction: Determinants and boundaries. In *The psychology of entertainment media*.
- Francis Grégoire and Philippe Langlais. 2018. Extracting parallel sentences with bidirectional recurrent neural networks to improve machine translation. In *Proceedings of the 27th International Conference on Computational Linguistics*.
- Barbara J. Grosz, Aravind K. Joshi, and Scott Weinstein. 1995a. Centering: A framework for modeling the local coherence of discourse. *Computational Linguistics*, 21(2):203–225.
- Barbara J. Grosz, Scott Weinstein, and Aravind K. Joshi. 1995b. Centering: A framework for modeling the local coherence of discourse. *Computational Linguistics*, 21(2).
- Roman Grundkiewicz and Marcin Junczys-Dowmunt. 2014. The wiked error corpus: A corpus of corrective wikipedia edits and its application to grammatical error correction. In *International Conference on Natural Language Processing*.
- Max Grusky, Mor Naaman, and Yoav Artzi. 2018. Newsroom: A dataset of 1.3 million summaries with diverse extractive strategies. In *Proceedings of the 2018 Conference of the North American Chapter of the Association for Computational Linguistics: Human Language Technologies, Volume 1 (Long Papers)*.
- Yuxian Gu, Xu Han, Zhiyuan Liu, and Minlie Huang. 2021. Ppt: Pre-trained prompt tuning for few-shot learning. *arXiv preprint arXiv:2109.04332*.

- Jian Guan, Fei Huang, Zhihao Zhao, Xiaoyan Zhu, and Minlie Huang. 2020. A knowledge-enhanced pretraining model for commonsense story generation. *Transactions of the Association for Computational Linguistics*, 8:93–108.
- Ishaan Gulrajani, Faruk Ahmed, Martin Arjovsky, Vincent Dumoulin, and Aaron C Courville. 2017. Improved training of wasserstein gans. In *Advances in Neural Information Processing Systems*.
- Mandy Guo, Qinlan Shen, Yinfei Yang, Heming Ge, Daniel Cer, Gustavo Hernandez Abrego, Keith Stevens, Noah Constant, Yun-Hsuan Sung, Brian Strope, and Ray Kurzweil. 2018. Effective parallel corpus mining using bilingual sentence embeddings. In *Proceedings of the Third Conference on Machine Translation: Research Papers*.
- Zhaochen Guo and Denilson Barbosa. 2014. Robust entity linking via random walks. In *Proceedings of the 23rd ACM International Conference on Conference on Information and Knowledge Management*.
- Nitish Gupta, Sameer Singh, and Dan Roth. 2017. Entity linking via joint encoding of types, descriptions, and context. In *Proceedings of the 2017 Conference on Empirical Methods in Natural Language Processing*.
- Suchin Gururangan, Tam Dang, Dallas Card, and Noah A. Smith. 2019. Variational pretraining for semi-supervised text classification. In *Proceedings of the 57th Annual Meeting of the Association for Computational Linguistics*.
- Suchin Gururangan, Ana Marasović, Swabha Swayamdipta, Kyle Lo, Iz Beltagy, Doug Downey, and Noah A. Smith. 2020. Don’t stop pretraining: Adapt language models to domains and tasks. In *Proceedings of the 58th Annual Meeting of the Association for Computational Linguistics*.
- Kelvin Guu, Tatsunori B. Hashimoto, Yonatan Oren, and Percy Liang. 2018. Generating sentences by editing prototypes. *Transactions of the Association for Computational Linguistics*, 6:437–450.
- Francisco Guzmán, Shafiq Joty, Lluís Màrquez, and Preslav Nakov. 2014. Using discourse structure improves machine translation evaluation. In *Proceedings of the 52nd Annual Meeting of the Association for Computational Linguistics (Volume 1: Long Papers)*.
- Valerie Hajdik, Jan Buys, Michael Wayne Goodman, and Emily M. Bender. 2019. Neural text generation from rich semantic representations. In *Proceedings of the 2019 Conference of the North American Chapter of the Association for Computational Linguistics: Human Language Technologies, Volume 1 (Long and Short Papers)*.
- M.A.K. Halliday and Ruqaiya Hasan. 1976. *Cohesion in English*. Routledge.
- Zellig S. Harris. 1954. Distributional structure. *WORD*, 10(2-3):146–162.
- Hiroaki Hayashi, Prashant Budania, Peng Wang, Chris Ackerson, Raj Neervannan, and Graham Neubig. 2021. WikiAsp: A dataset for multi-domain aspect-based summarization. *Transactions of the Association for Computational Linguistics*, 9:211–225.
- Di He, Yingce Xia, Tao Qin, Liwei Wang, Nenghai Yu, Tie-Yan Liu, and Wei-Ying Ma. 2016. Dual learning for machine translation. In D. D. Lee, M. Sugiyama, U. V. Luxburg, I. Guyon, and R. Garnett, editors, *Advances in Neural Information Processing Systems* 29.

- He He, Anusha Balakrishnan, Mihail Eric, and Percy Liang. 2017. Learning symmetric collaborative dialogue agents with dynamic knowledge graph embeddings. In *Proceedings of the 55th Annual Meeting of the Association for Computational Linguistics (Volume 1: Long Papers)*.
- Zhengyan He, Shujie Liu, Mu Li, Ming Zhou, Longkai Zhang, and Houfeng Wang. 2013. Learning entity representation for entity disambiguation. In *Proceedings of the 51st Annual Meeting of the Association for Computational Linguistics (Volume 2: Short Papers)*.
- Marti A. Hearst. 1992. Automatic acquisition of hyponyms from large text corpora. In *COLING 1992 Volume 2: The 14th International Conference on Computational Linguistics*.
- Dan Hendrycks and Kevin Gimpel. 2016. Gaussian Error Linear Units (GELUs). *arXiv preprint arXiv:1606.08415*.
- Karl Moritz Hermann, Tomas Kocisky, Edward Grefenstette, Lasse Espeholt, Will Kay, Mustafa Suleyman, and Phil Blunsom. 2015. Teaching machines to read and comprehend. In *Advances in Neural Information Processing Systems*.
- Jonathan Herzig, Pawel Krzysztof Nowak, Thomas Müller, Francesco Piccinno, and Julian Eisenschlos. 2020. TaPas: Weakly supervised table parsing via pre-training. In *Proceedings of the 58th Annual Meeting of the Association for Computational Linguistics*.
- Daniel Hewlett, Alexandre Lacoste, Llion Jones, Illia Polosukhin, Andrew Fandrianto, Jay Han, Matthew Kelcey, and David Berthelot. 2016. WikiReading: A novel large-scale language understanding task over Wikipedia. In *Proceedings of the 54th Annual Meeting of the Association for Computational Linguistics (Volume 1: Long Papers)*.
- Irina Higgins, Loic Matthey, Arka Pal, Christopher Burgess, Xavier Glorot, Matthew Botvinick, Shakir Mohamed, and Alexander Lerchner. 2017. beta-vae: Learning basic visual concepts with a constrained variational framework. In *ICLR*.
- Felix Hill, Kyunghyun Cho, and Anna Korhonen. 2016. Learning distributed representations of sentences from unlabelled data. In *Proceedings of the 2016 Conference of the North American Chapter of the Association for Computational Linguistics: Human Language Technologies*.
- Jerry R. Hobbs. 1979. Coherence and coreference. *Cognitive Science*, 3(1):67–90.
- Sepp Hochreiter and Jürgen Schmidhuber. 1997. Long short-term memory. *Neural computation*, 9(8):1735–1780.
- Johannes Hoffart, Fabian M. Suchanek, Klaus Berberich, and Gerhard Weikum. 2013. Yago2: A spatially and temporally enhanced knowledge base from wikipedia. *Artif. Intell.*, 194:28–61.
- Johannes Hoffart, Mohamed Amir Yosef, Ilaria Bordino, Hagen Fürstenaу, Manfred Pinkal, Marc Spaniol, Bilyana Taneva, Stefan Thater, and Gerhard Weikum. 2011. Robust disambiguation of named entities in text. In *Proceedings of the 2011 Conference on Empirical Methods in Natural Language Processing*.
- Ari Holtzman, Jan Buys, Li Du, Maxwell Forbes, and Yejin Choi. 2020. The curious case of neural text degeneration. In *International Conference on Learning Representations*.
- Ari Holtzman, Jan Buys, Maxwell Forbes, Antoine Bosselut, David Golub, and Yejin

- Choi. 2018. Learning to write with cooperative discriminators. In *Proceedings of the 56th Annual Meeting of the Association for Computational Linguistics (Volume 1: Long Papers)*.
- Matthew Honnibal and Ines Montani. 2017. spaCy 2: Natural language understanding with Bloom embeddings, convolutional neural networks and incremental parsing. To appear.
- Mohammad Javad Hosseini, Nathanael Chambers, Siva Reddy, Xavier R. Holt, Shay B. Cohen, Mark Johnson, and Mark Steedman. 2018. Learning typed entailment graphs with global soft constraints. *Transactions of the Association for Computational Linguistics*, 6:703–717.
- Jeremy Howard and Sebastian Ruder. 2018. Universal language model fine-tuning for text classification. In *Proceedings of the 56th Annual Meeting of the Association for Computational Linguistics (Volume 1: Long Papers)*.
- Chao-Chun Hsu and Lun-Wei Ku. 2018. SocialNLP 2018 EmotionX challenge overview: Recognizing emotions in dialogues. In *Proceedings of the Sixth International Workshop on Natural Language Processing for Social Media*.
- J. Edward Hu, Rachel Rudinger, Matt Post, and Benjamin Van Durme. 2019. Parabank: Monolingual bitext generation and sentential paraphrasing via lexically-constrained neural machine translation. In *Proceedings of the AAAI Conference on Artificial Intelligence*.
- Minqing Hu and Bing Liu. 2004. Mining and summarizing customer reviews. In *Proceedings of the tenth ACM SIGKDD international conference on Knowledge discovery and data mining*.
- Yushi Hu, Chia-Hsuan Lee, Tianbao Xie, Tao Yu, Noah A Smith, and Mari Ostendorf. 2022. In-context learning for few-shot dialogue state tracking. *arXiv preprint arXiv:2203.08568*.
- Zhiting Hu, Zichao Yang, Xiaodan Liang, Ruslan Salakhutdinov, and Eric P. Xing. 2017. Toward controlled generation of text. In *Proceedings of the 34th International Conference on Machine Learning*.
- Hongzhao Huang, Larry Heck, and Heng Ji. 2015. Leveraging deep neural networks and knowledge graphs for entity disambiguation. *arXiv preprint arXiv:1504.07678*.
- Lifu Huang, Ronan Le Bras, Chandra Bhagavatula, and Yejin Choi. 2019. Cosmos QA: Machine reading comprehension with contextual commonsense reasoning. In *Proceedings of the 2019 Conference on Empirical Methods in Natural Language Processing and the 9th International Joint Conference on Natural Language Processing (EMNLP-IJCNLP)*.
- Luyang Huang, Shuyang Cao, Nikolaus Parulian, Heng Ji, and Lu Wang. 2021. Efficient attentions for long document summarization. In *Proceedings of the 2021 Conference of the North American Chapter of the Association for Computational Linguistics: Human Language Technologies*.
- Wonseok Hwang, Jinyeung Yim, Seunghyun Park, and Minjoon Seo. 2019. A comprehensive exploration on WikiSQL with table-aware word contextualization. *arXiv preprint arXiv:1902.01069*.
- Shankar Iyer, Nikhil Dandekar, and Kornl Csernai. 2017. First quora dataset release: Question pairs.
- Srinivasan Iyer, Ioannis Konstas, Alvin Cheung, and Luke Zettlemoyer. 2016. Sum-

- marizing source code using a neural attention model. In *Proceedings of the 54th Annual Meeting of the Association for Computational Linguistics (Volume 1: Long Papers)*.
- Srinivasan Iyer, Ioannis Konstas, Alvin Cheung, and Luke Zettlemoyer. 2018. Mapping language to code in programmatic context. In *Proceedings of the 2018 Conference on Empirical Methods in Natural Language Processing*.
- Mohit Iyyer, Varun Manjunatha, Jordan Boyd-Graber, and Hal Daumé III. 2015. Deep unordered composition rivals syntactic methods for text classification. In *Proceedings of the 53rd Annual Meeting of the Association for Computational Linguistics and the 7th International Joint Conference on Natural Language Processing (Volume 1: Long Papers)*.
- Mohit Iyyer, John Wieting, Kevin Gimpel, and Luke Zettlemoyer. 2018. Adversarial example generation with syntactically controlled paraphrase networks. In *Proceedings of the 2018 Conference of the North American Chapter of the Association for Computational Linguistics: Human Language Technologies, Volume 1 (Long Papers)*.
- Kokil Jaidka, Andrea Ceolin, Iknoor Singh, Niyati Chhaya, and Lyle Ungar. 2021. WikiTalkEdit: A dataset for modeling editors’ behaviors on Wikipedia. In *Proceedings of the 2021 Conference of the North American Chapter of the Association for Computational Linguistics: Human Language Technologies*.
- A. Janin, D. Baron, J. Edwards, D. Ellis, D. Gelbart, N. Morgan, B. Peskin, T. Pfau, E. Shriberg, A. Stolcke, and C. Wooters. 2003. The ICSI meeting corpus. In *2003 IEEE International Conference on Acoustics, Speech, and Signal Processing, 2003. Proceedings. (ICASSP '03)*.
- Sébastien Jean, Kyunghyun Cho, Roland Memisevic, and Yoshua Bengio. 2015. On using very large target vocabulary for neural machine translation. In *Proceedings of the 53rd Annual Meeting of the Association for Computational Linguistics and the 7th International Joint Conference on Natural Language Processing (Volume 1: Long Papers)*.
- Paloma Jeretic, Alex Warstadt, Suvrat Bhooshan, and Adina Williams. 2020. Are natural language inference models IMPPRESSive? Learning IMPLICature and PRESUPposition. In *Proceedings of the 58th Annual Meeting of the Association for Computational Linguistics*.
- Yacine Jernite, Samuel R Bowman, and David Sontag. 2017. Discourse-based objectives for fast unsupervised sentence representation learning. *arXiv preprint arXiv:1705.00557*.
- Harsh Jhamtani and Taylor Berg-Kirkpatrick. 2020. Narrative text generation with a latent discrete plan. In *Findings of the Association for Computational Linguistics: EMNLP 2020*.
- Yangfeng Ji and Jacob Eisenstein. 2015. One vector is not enough: Entity-augmented distributed semantics for discourse relations. *Transactions of the Association for Computational Linguistics*, 3:329–344.
- Yangfeng Ji and Noah A. Smith. 2017. Neural discourse structure for text categorization. In *Proceedings of the 55th Annual Meeting of the Association for Computational Linguistics (Volume 1: Long Papers)*.
- Yangfeng Ji, Chenhao Tan, Sebastian Martschat, Yejin Choi, and Noah A. Smith. 2017. Dynamic entity representations in neural language models. In *Proceedings of the 2017 Conference on Empirical Methods in Natural Language Processing*.

- Robin Jia, Mike Lewis, and Luke Zettlemoyer. 2021. Question answering infused pre-training of general-purpose contextualized representations. *arXiv preprint arXiv:2106.08190*.
- Shuning Jin, Sam Wiseman, Karl Stratos, and Karen Livescu. 2020a. Discrete latent variable representations for low-resource text classification. In *Proceedings of the 58th Annual Meeting of the Association for Computational Linguistics*.
- Zhijing Jin, Qipeng Guo, Xipeng Qiu, and Zheng Zhang. 2020b. GenWiki: A dataset of 1.3 million content-sharing text and graphs for unsupervised graph-to-text generation. In *Proceedings of the 28th International Conference on Computational Linguistics*.
- Vineet John, Lili Mou, Hareesh Bahuleyan, and Olga Vechtomova. 2019. Disentangled representation learning for non-parallel text style transfer. In *Proceedings of the 57th Annual Meeting of the Association for Computational Linguistics*.
- Aditya Joshi, Vaibhav Tripathi, Pushpak Bhattacharyya, and Mark J. Carman. 2016. Harnessing sequence labeling for sarcasm detection in dialogue from TV series ‘Friends’. In *Proceedings of The 20th SIGNLL Conference on Computational Natural Language Learning*.
- Anirudh Joshi, Namit Katariya, Xavier Amatriain, and Anitha Kannan. 2020a. Dr. summarize: Global summarization of medical dialogue by exploiting local structures. In *Findings of the Association for Computational Linguistics: EMNLP 2020*.
- Mandar Joshi, Danqi Chen, Yinhan Liu, Daniel S. Weld, Luke Zettlemoyer, and Omer Levy. 2020b. SpanBERT: Improving pre-training by representing and predicting spans. *Transactions of the Association for Computational Linguistics*, 8:64–77.
- Mandar Joshi, Eunsol Choi, Daniel Weld, and Luke Zettlemoyer. 2017. TriviaQA: A large scale distantly supervised challenge dataset for reading comprehension. In *Proceedings of the 55th Annual Meeting of the Association for Computational Linguistics (Volume 1: Long Papers)*.
- Dan Jurafsky and James H. Martin. 2009. *Speech and language processing: an introduction to natural language processing, computational linguistics, and speech recognition, 2nd Edition*. Prentice Hall series in artificial intelligence. Prentice Hall, Pearson Education International.
- Daniel Jurafsky. 1988. Issues in relating syntax and semantics. In *Coling Budapest 1988 Volume 1: International Conference on Computational Linguistics*.
- Nal Kalchbrenner and Phil Blunsom. 2013. Recurrent convolutional neural networks for discourse compositionality. In *Proceedings of the Workshop on Continuous Vector Space Models and their Compositionality*.
- Jun Seok Kang, Robert Logan, Zewei Chu, Yang Chen, Dheeru Dua, Kevin Gimpel, Sameer Singh, and Niranjan Balasubramanian. 2019. PoMo: Generating entity-specific post-modifiers in context. In *Proceedings of the 2019 Conference of the North American Chapter of the Association for Computational Linguistics: Human Language Technologies, Volume 1 (Long and Short Papers)*.
- Ben Kantor and Amir Globerson. 2019. Coreference resolution with entity equalization. In *Proceedings of the 57th Annual Meeting of the Association for Computational Linguistics*.
- Marzena Karpinska, Nader Akoury, and Mohit Iyyer. 2021. The perils of using Mechanical Turk to evaluate open-ended text generation. In *Proceedings of the 2021*

- Conference on Empirical Methods in Natural Language Processing.*
- Kazuya Kawakami and Chris Dyer. 2015. Learning to represent words in context with multilingual supervision. *arXiv preprint arXiv:1511.04623*.
- Jun'ichi Kazama and Kentaro Torisawa. 2007. Exploiting Wikipedia as external knowledge for named entity recognition. In *Proceedings of the 2007 Joint Conference on Empirical Methods in Natural Language Processing and Computational Natural Language Learning (EMNLP-CoNLL)*.
- Pei Ke, Jian Guan, Minlie Huang, and Xiaoyan Zhu. 2018. Generating informative responses with controlled sentence function. In *Proceedings of the 56th Annual Meeting of the Association for Computational Linguistics (Volume 1: Long Papers)*.
- Tom Kenter, Alexey Borisov, and Maarten de Rijke. 2016. Siamese CBOW: Optimizing word embeddings for sentence representations. In *Proceedings of the 54th Annual Meeting of the Association for Computational Linguistics (Volume 1: Long Papers)*.
- Nitish Shirish Keskar, Bryan McCann, Caiming Xiong, and Richard Socher. 2019. Unifying question answering, text classification, and regression via span extraction. *arXiv preprint arXiv:1904.09286*.
- Misha Khalman, Yao Zhao, and Mohammad Saleh. 2021. ForumSum: A multi-speaker conversation summarization dataset. In *Findings of the Association for Computational Linguistics: EMNLP 2021*.
- Daniel Khashabi, Snigdha Chaturvedi, Michael Roth, Shyam Upadhyay, and Dan Roth. 2018. Looking beyond the surface: A challenge set for reading comprehension over multiple sentences. In *Proceedings of the 2018 Conference of the North American Chapter of the Association for Computational Linguistics: Human Language Technologies, Volume 1 (Long Papers)*.
- Daniel Khashabi, Tushar Khot, Ashish Sabharwal, and Dan Roth. 2017. Learning what is essential in questions. In *Proceedings of the 21st Conference on Computational Natural Language Learning (CoNLL 2017)*.
- Mikhail Khodak, Nikunj Saunshi, and Kiran Vodrahalli. 2018. A large self-annotated corpus for sarcasm. In *Proceedings of the Eleventh International Conference on Language Resources and Evaluation (LREC 2018)*.
- Tushar Khot, Peter Clark, Michal Guerquin, Peter Alexander Jansen, and Ashish Sabharwal. 2020. Qasc: A dataset for question answering via sentence composition. In *AAAI*.
- Tushar Khot, Ashish Sabharwal, and Peter Clark. 2018. Scitail: A textual entailment dataset from science question answering. In *AAAI Conference on Artificial Intelligence*.
- Douwe Kiela, Max Bartolo, Yixin Nie, Divyansh Kaushik, Atticus Geiger, Zhengxuan Wu, Bertie Vidgen, Grusha Prasad, Amanpreet Singh, Pratik Ringshia, Zhiyi Ma, Tristan Thrush, Sebastian Riedel, Zeerak Waseem, Pontus Stenetorp, Robin Jia, Mohit Bansal, Christopher Potts, and Adina Williams. 2021. Dynabench: Rethinking benchmarking in NLP. In *Proceedings of the 2021 Conference of the North American Chapter of the Association for Computational Linguistics: Human Language Technologies*.
- Diederik P. Kingma and Max Welling. 2014. Auto-encoding variational bayes. In *Proceedings of the Second International Conference on Learning Representations (ICLR)*

- 2014).
- Ryan Kiros, Yukun Zhu, Russ R Salakhutdinov, Richard Zemel, Raquel Urtasun, Antonio Torralba, and Sanja Fidler. 2015. Skip-thought vectors. In *Advances in Neural Information Processing Systems*.
- Dan Klein and Christopher Manning. 2004. Corpus-based induction of syntactic structure: Models of dependency and constituency. In *Proceedings of the 42nd Annual Meeting of the Association for Computational Linguistics (ACL-04)*.
- Guillaume Klein, Yoon Kim, Yuntian Deng, Jean Senellart, and Alexander Rush. 2017. OpenNMT: Open-source toolkit for neural machine translation. In *Proceedings of ACL 2017, System Demonstrations*.
- Philipp Koehn. 2005. Europarl: A parallel corpus for statistical machine translation. In *Proceedings of Machine Translation Summit X: Papers*.
- Lili Kotlerman, Ido Dagan, Idan Szpektor, and Maayan Zhitomirsky-Geffet. 2009. Directional distributional similarity for lexical expansion. In *Proceedings of the ACL-IJCNLP 2009 Conference Short Papers*.
- Kalpesh Krishna, Aurko Roy, and Mohit Iyyer. 2021a. Hurdles to progress in long-form question answering. In *Proceedings of the 2021 Conference of the North American Chapter of the Association for Computational Linguistics: Human Language Technologies*.
- Kundan Krishna, Sopan Khosla, Jeffrey Bigham, and Zachary C. Lipton. 2021b. Generating SOAP notes from doctor-patient conversations using modular summarization techniques. In *Proceedings of the 59th Annual Meeting of the Association for Computational Linguistics and the 11th International Joint Conference on Natural Language Processing (Volume 1: Long Papers)*.
- Taku Kudo and John Richardson. 2018. SentencePiece: A simple and language independent subword tokenizer and detokenizer for neural text processing. In *Proceedings of the 2018 Conference on Empirical Methods in Natural Language Processing: System Demonstrations*.
- Karen Kukich. 1983. Design of a knowledge-based report generator. In *21st Annual Meeting of the Association for Computational Linguistics*.
- Solomon Kullback and Richard A Leibler. 1951. On information and sufficiency. *The annals of mathematical statistics*, 22(1):79–86.
- Anjishnu Kumar, Arpit Gupta, Julian Chan, Sam Tucker, Bjorn Hoffmeister, Markus Dreyer, Stanislav Peshterliev, Ankur Gandhe, Denis Filiminov, Ariya Rastrow, et al. 2017. Just ASK: building an architecture for extensible self-service spoken language understanding. In *1st Workshop on Conversational AI at NIPS 2017 (NIPS-WCAI)*.
- Faisal Ladhak, Bryan Li, Yaser Al-Onaizan, and Kathleen McKeown. 2020. Exploring content selection in summarization of novel chapters. In *Proceedings of the 58th Annual Meeting of the Association for Computational Linguistics*.
- Guokun Lai, Qizhe Xie, Hanxiao Liu, Yiming Yang, and Eduard Hovy. 2017. RACE: Large-scale ReAding comprehension dataset from examinations. In *Proceedings of the 2017 Conference on Empirical Methods in Natural Language Processing*.
- Wuwei Lan, Siyu Qiu, Hua He, and Wei Xu. 2017. A continuously growing dataset of sentential paraphrases. In *Proceedings of the 2017 Conference on Empirical Methods*

- in Natural Language Processing.*
- Zhenzhong Lan, Mingda Chen, Sebastian Goodman, Kevin Gimpel, Piyush Sharma, and Radu Soricut. 2020. Albert: A lite bert for self-supervised learning of language representations. In *International Conference on Learning Representations*.
- Matthew Le, Stephen Roller, Laetitia Papaxanthos, Douwe Kiela, and Maximilian Nickel. 2019. Inferring concept hierarchies from text corpora via hyperbolic embeddings. In *Proceedings of the 57th Annual Meeting of the Association for Computational Linguistics*.
- Phong Le and Ivan Titov. 2018. Improving entity linking by modeling latent relations between mentions. In *Proceedings of the 56th Annual Meeting of the Association for Computational Linguistics (Volume 1: Long Papers)*.
- Phong Le and Ivan Titov. 2019. Boosting entity linking performance by leveraging unlabeled documents. In *Proceedings of the 57th Annual Meeting of the Association for Computational Linguistics*.
- Quoc Le and Tomas Mikolov. 2014. Distributed representations of sentences and documents. In *Proceedings of the 31st International Conference on Machine Learning*.
- Teven Le Scao and Alexander Rush. 2021. How many data points is a prompt worth? In *Proceedings of the 2021 Conference of the North American Chapter of the Association for Computational Linguistics: Human Language Technologies*.
- Rémi Lebret, David Grangier, and Michael Auli. 2016. Neural text generation from structured data with application to the biography domain. In *Proceedings of the 2016 Conference on Empirical Methods in Natural Language Processing*.
- Chen-Yu Lee, Chun-Liang Li, Chu Wang, Renshen Wang, Yasuhisa Fujii, Siyang Qin, Ashok Popat, and Tomas Pfister. 2021. ROPE: Reading order equivariant positional encoding for graph-based document information extraction. In *Proceedings of the 59th Annual Meeting of the Association for Computational Linguistics and the 11th International Joint Conference on Natural Language Processing (Volume 2: Short Papers)*.
- Kenton Lee, Luheng He, Mike Lewis, and Luke Zettlemoyer. 2017. End-to-end neural coreference resolution. In *Proceedings of the 2017 Conference on Empirical Methods in Natural Language Processing*.
- Brian Lester, Rami Al-Rfou, and Noah Constant. 2021. The power of scale for parameter-efficient prompt tuning. *arXiv preprint arXiv:2104.08691*.
- Hector J Levesque, Ernest Davis, and Leora Morgenstern. 2011. The Winograd schema challenge. In *AAAI Spring Symposium: Logical Formalizations of Commonsense Reasoning*.
- Hector J. Levesque, Ernest Davis, and Leora Morgenstern. 2012. The winograd schema challenge. In *Proceedings of the Thirteenth International Conference on Principles of Knowledge Representation and Reasoning*.
- Omer Levy, Steffen Remus, Chris Biemann, and Ido Dagan. 2015. Do supervised distributional methods really learn lexical inference relations? In *Proceedings of the 2015 Conference of the North American Chapter of the Association for Computational Linguistics: Human Language Technologies*.
- Mike Lewis, Marjan Ghazvininejad, Gargi Ghosh, Armen Aghajanyan, Sida Wang, and Luke Zettlemoyer. 2020a. Pre-training via paraphrasing. In *Advances in Neural Information Processing Systems*.

- Mike Lewis, Yinhan Liu, Naman Goyal, Marjan Ghazvininejad, Abdelrahman Mohamed, Omer Levy, Veselin Stoyanov, and Luke Zettlemoyer. 2020b. BART: Denoising sequence-to-sequence pre-training for natural language generation, translation, and comprehension. In *Proceedings of the 58th Annual Meeting of the Association for Computational Linguistics*.
- Boyang Li, Stephen Lee-Urban, George Johnston, and Mark Riedl. 2013. Story generation with crowdsourced plot graphs. In *Proceedings of the AAAI Conference on Artificial Intelligence*.
- Jiwei Li and Eduard Hovy. 2015. The NLP engine: A universal turing machine for NLP.
- Jiwei Li and Dan Jurafsky. 2017. Neural net models of open-domain discourse coherence. In *Proceedings of the 2017 Conference on Empirical Methods in Natural Language Processing*.
- Xiang Lisa Li and Percy Liang. 2021. Prefix-tuning: Optimizing continuous prompts for generation. In *Proceedings of the 59th Annual Meeting of the Association for Computational Linguistics and the 11th International Joint Conference on Natural Language Processing (Volume 1: Long Papers)*.
- Xin Li and Dan Roth. 2002. Learning question classifiers. In *COLING 2002: The 19th International Conference on Computational Linguistics*.
- Zichao Li, Xin Jiang, Lifeng Shang, and Hang Li. 2018. Paraphrase generation with deep reinforcement learning. In *Proceedings of the 2018 Conference on Empirical Methods in Natural Language Processing*.
- Percy Liang, Michael Jordan, and Dan Klein. 2009. Learning semantic correspondences with less supervision. In *Proceedings of the Joint Conference of the 47th Annual Meeting of the ACL and the 4th International Joint Conference on Natural Language Processing of the AFNLP*.
- Bill Yuchen Lin, Kangmin Tan, Chris Miller, Beiwen Tian, and Xiang Ren. 2022. Unsupervised cross-task generalization via retrieval augmentation. *arXiv preprint arXiv:2204.07937*.
- Bill Yuchen Lin, Wangchunshu Zhou, Ming Shen, Pei Zhou, Chandra Bhagavatula, Yejin Choi, and Xiang Ren. 2020a. CommonGen: A constrained text generation challenge for generative commonsense reasoning. In *Findings of the Association for Computational Linguistics: EMNLP 2020*.
- Chin-Yew Lin. 2004. ROUGE: A package for automatic evaluation of summaries. In *Text Summarization Branches Out*.
- Dekang Lin and Patrick Pantel. 2001. Discovery of inference rules for question-answering. *Nat. Lang. Eng.*, 7(4):343–360.
- Shuai Lin, Wentao Wang, Zichao Yang, Xiaodan Liang, Frank F. Xu, Eric Xing, and Zhiting Hu. 2020b. Data-to-text generation with style imitation. In *Findings of the Association for Computational Linguistics: EMNLP 2020*.
- Xiang Lin, Shafiq Joty, Prathyusha Jwalapuram, and M Saiful Bari. 2019. A unified linear-time framework for sentence-level discourse parsing. In *Proceedings of the 57th Annual Meeting of the Association for Computational Linguistics*.
- Ziheng Lin, Min-Yen Kan, and Hwee Tou Ng. 2009. Recognizing implicit discourse relations in the Penn Discourse Treebank. In *Proceedings of the 2009 Conference on*

Empirical Methods in Natural Language Processing.

- Xiao Ling, Sameer Singh, and Daniel S. Weld. 2015. Design challenges for entity linking. *Transactions of the Association for Computational Linguistics*, 3:315–328.
- Pierre Lison and Jörg Tiedemann. 2016. OpenSubtitles2016: Extracting large parallel corpora from movie and TV subtitles. In *Proceedings of the Tenth International Conference on Language Resources and Evaluation (LREC’16)*.
- Danyang Liu, Juntao Li, Meng-Hsuan Yu, Ziming Huang, Gongshen Liu, Dongyan Zhao, and Rui Yan. 2020a. A character-centric neural model for automated story generation. In *Proceedings of the AAAI Conference on Artificial Intelligence*.
- Hugo Liu and Push Singh. 2002. Makebelieve: Using commonsense knowledge to generate stories. In *AAAI/IAAI*.
- Jiachang Liu, Dinghan Shen, Yizhe Zhang, Bill Dolan, Lawrence Carin, and Weizhu Chen. 2021. What makes good in-context examples for gpt-3? *arXiv preprint arXiv:2101.06804*.
- Jiangming Liu, Shay B. Cohen, and Mirella Lapata. 2018. Discourse representation structure parsing. In *Proceedings of the 56th Annual Meeting of the Association for Computational Linguistics (Volume 1: Long Papers)*.
- Peter J. Liu*, Mohammad Saleh*, Etienne Pot, Ben Goodrich, Ryan Sepassi, Lukasz Kaiser, and Noam Shazeer. 2018. Generating wikipedia by summarizing long sequences. In *International Conference on Learning Representations*.
- Tianyu Liu, Kexiang Wang, Lei Sha, Baobao Chang, and Zhifang Sui. 2018. Table-to-text generation by structure-aware seq2seq learning. In *Proceedings of the Thirty-Second AAAI Conference on Artificial Intelligence, (AAAI-18), the 30th innovative Applications of Artificial Intelligence (IAAI-18), and the 8th AAAI Symposium on Educational Advances in Artificial Intelligence (EAAI-18), New Orleans, Louisiana, USA, February 2-7, 2018*.
- Yang Liu and Mirella Lapata. 2018. Learning structured text representations. *Transactions of the Association for Computational Linguistics*, 6:63–75.
- Yinhan Liu, Jiatao Gu, Naman Goyal, Xian Li, Sergey Edunov, Marjan Ghazvininejad, Mike Lewis, and Luke Zettlemoyer. 2020b. Multilingual denoising pre-training for neural machine translation. *Transactions of the Association for Computational Linguistics*, 8:726–742.
- Yinhan Liu, Myle Ott, Naman Goyal, Jingfei Du, Mandar Joshi, Danqi Chen, Omer Levy, Mike Lewis, Luke Zettlemoyer, and Veselin Stoyanov. 2019. Roberta: A robustly optimized bert pretraining approach. *arXiv preprint arXiv:1907.11692*.
- Robert Logan, Nelson F. Liu, Matthew E. Peters, Matt Gardner, and Sameer Singh. 2019. Barack’s wife hillary: Using knowledge graphs for fact-aware language modeling. In *Proceedings of the 57th Annual Meeting of the Association for Computational Linguistics*.
- Lajanugen Logeswaran, Ming-Wei Chang, Kenton Lee, Kristina Toutanova, Jacob Devlin, and Honglak Lee. 2019. Zero-shot entity linking by reading entity descriptions. In *Proceedings of the 57th Annual Meeting of the Association for Computational Linguistics*.
- Lajanugen Logeswaran and Honglak Lee. 2018. An efficient framework for learning sentence representations. In *International Conference on Learning Representations*.

- Ang Lu, Weiran Wang, Mohit Bansal, Kevin Gimpel, and Karen Livescu. 2015. Deep multilingual correlation for improved word embeddings. In *Proceedings of the 2015 Conference of the North American Chapter of the Association for Computational Linguistics: Human Language Technologies*.
- Yao Lu, Max Bartolo, Alastair Moore, Sebastian Riedel, and Pontus Stenetorp. 2021. Fantastically ordered prompts and where to find them: Overcoming few-shot prompt order sensitivity. *arXiv preprint arXiv:2104.08786*.
- Kevin Lund and Curt Burgess. 1996. Producing high-dimensional semantic spaces from lexical co-occurrence. *Behavior research methods, instruments, & computers*, 28(2):203–208.
- Kaixin Ma, Tomasz Jurczyk, and Jinho D. Choi. 2018a. Challenging reading comprehension on daily conversation: Passage completion on multiparty dialog. In *Proceedings of the 2018 Conference of the North American Chapter of the Association for Computational Linguistics: Human Language Technologies, Volume 1 (Long Papers)*.
- Kaixin Ma, Catherine Xiao, and Jinho D. Choi. 2017. Text-based speaker identification on multiparty dialogues using multi-document convolutional neural networks. In *Proceedings of ACL 2017, Student Research Workshop*.
- Shuming Ma, Xu Sun, Wei Li, Sujian Li, Wenjie Li, and Xuancheng Ren. 2018b. Query and output: Generating words by querying distributed word representations for paraphrase generation. In *Proceedings of the 2018 Conference of the North American Chapter of the Association for Computational Linguistics: Human Language Technologies, Volume 1 (Long Papers)*.
- Xuezhe Ma, Chunting Zhou, Xian Li, Graham Neubig, and Eduard Hovy. 2019. FlowSeq: Non-autoregressive conditional sequence generation with generative flow. In *Proceedings of the 2019 Conference on Empirical Methods in Natural Language Processing and the 9th International Joint Conference on Natural Language Processing (EMNLP-IJCNLP)*.
- Andrew L. Maas, Raymond E. Daly, Peter T. Pham, Dan Huang, Andrew Y. Ng, and Christopher Potts. 2011. Learning word vectors for sentiment analysis. In *Proceedings of the 49th Annual Meeting of the Association for Computational Linguistics: Human Language Technologies*.
- Jonathan Mallinson, Rico Sennrich, and Mirella Lapata. 2017. Paraphrasing revisited with neural machine translation. In *Proceedings of the 15th Conference of the European Chapter of the Association for Computational Linguistics: Volume 1, Long Papers*.
- William C Mann and Sandra A Thompson. 1988. Rhetorical structure theory: Toward a functional theory of text organization. *Text*, 8(3):243–281.
- Christopher Manning, Mihai Surdeanu, John Bauer, Jenny Finkel, Steven Bethard, and David McClosky. 2014. The Stanford CoreNLP natural language processing toolkit. In *Proceedings of 52nd Annual Meeting of the Association for Computational Linguistics: System Demonstrations*.
- Huanru Henry Mao, Bodhisattwa Prasad Majumder, Julian McAuley, and Garrison Cottrell. 2019. Improving neural story generation by targeted common sense grounding. In *Proceedings of the 2019 Conference on Empirical Methods in Natural Language Processing and the 9th International Joint Conference on Natural Language Processing (EMNLP-IJCNLP)*.
- Umar Maqsood, Sebastian Arnold, Michael Hülfenhaus, and Alan Akbik. 2014. Ner-

- dle: Topic-specific question answering using wikia seeds. In *Proceedings of COLING 2014, the 25th International Conference on Computational Linguistics: System Demonstrations*.
- Diego Marcheggiani and Ivan Titov. 2016. Discrete-state variational autoencoders for joint discovery and factorization of relations. *Transactions of the Association for Computational Linguistics*, 4:231–244.
- Daniel Marcu. 2000. *The Theory and Practice of Discourse Parsing and Summarization*. MIT Press, Cambridge, MA, USA.
- Mitchell P. Marcus, Beatrice Santorini, and Mary Ann Marcinkiewicz. 1993. Building a large annotated corpus of English: The Penn Treebank. *Computational Linguistics*, 19(2):313–330.
- Marco Marelli, Luisa Bentivogli, Marco Baroni, Raffaella Bernardi, Stefano Menini, and Roberto Zamparelli. 2014. SemEval-2014 task 1: Evaluation of compositional distributional semantic models on full sentences through semantic relatedness and textual entailment. In *Proceedings of the 8th International Workshop on Semantic Evaluation (SemEval 2014)*.
- Lara Martin, Prithviraj Ammanabrolu, Xinyu Wang, William Hancock, Shruti Singh, Brent Harrison, and Mark Riedl. 2018. Event representations for automated story generation with deep neural nets. In *Proceedings of the AAAI Conference on Artificial Intelligence*.
- Pedro Henrique Martins, Zita Marinho, and André F. T. Martins. 2019. Joint learning of named entity recognition and entity linking. In *Proceedings of the 57th Annual Meeting of the Association for Computational Linguistics: Student Research Workshop*.
- Pedro Henrique Martins, Zita Marinho, and André F. T. Martins. 2020. Sparse text generation. In *Proceedings of the 2020 Conference on Empirical Methods in Natural Language Processing (EMNLP)*.
- Luca Massarelli, Fabio Petroni, Aleksandra Piktus, Myle Ott, Tim Rocktäschel, Vasilis Plachouras, Fabrizio Silvestri, and Sebastian Riedel. 2020. How decoding strategies affect the verifiability of generated text. In *Findings of the Association for Computational Linguistics: EMNLP 2020*.
- Aurélien Max and Guillaume Wisniewski. 2010. Mining naturally-occurring corrections and paraphrases from Wikipedia’s revision history. In *Proceedings of the Seventh International Conference on Language Resources and Evaluation (LREC’10)*.
- Bryan McCann, James Bradbury, Caiming Xiong, and Richard Socher. 2017. Learned in translation: Contextualized word vectors. In *Advances in Neural Information Processing Systems*.
- Bryan McCann, Nitish Shirish Keskar, Caiming Xiong, and Richard Socher. 2018. The natural language decathlon: Multitask learning as question answering. *arXiv preprint arXiv:1806.08730*.
- Neil McIntyre and Mirella Lapata. 2009. Learning to tell tales: A data-driven approach to story generation. In *Proceedings of the Joint Conference of the 47th Annual Meeting of the ACL and the 4th International Joint Conference on Natural Language Processing of the AFNLP*.
- Kathleen McKeown. 1992. *Text generation*. Cambridge University Press.
- Paul McNamee, Rion Snow, Patrick Schone, and James Mayfield. 2008. Learning named entity hyponyms for question answering. In *Proceedings of the Third Inter-*

- national Joint Conference on Natural Language Processing: Volume-II.*
- James R Meehan. 1977. Tale-spin, an interactive program that writes stories. In *Ijcai*.
- Yashar Mehdad, Giuseppe Carenini, Frank Tompa, and Raymond T. Ng. 2013. Abstractive meeting summarization with entailment and fusion. In *Proceedings of the 14th European Workshop on Natural Language Generation*.
- Oren Melamud, Jacob Goldberger, and Ido Dagan. 2016. context2vec: Learning generic context embedding with bidirectional LSTM. In *Proceedings of The 20th SIGNLL Conference on Computational Natural Language Learning*.
- Giangiacoio Mercatali and André Freitas. 2021. Disentangling generative factors in natural language with discrete variational autoencoders. In *Findings of the Association for Computational Linguistics: EMNLP 2021*.
- Fei Mi, Wanhao Zhou, Lingjing Kong, Fengyu Cai, Minlie Huang, and Boi Faltings. 2021. Self-training improves pre-training for few-shot learning in task-oriented dialog systems. In *Proceedings of the 2021 Conference on Empirical Methods in Natural Language Processing*.
- Yishu Miao, Lei Yu, and Phil Blunsom. 2016. Neural variational inference for text processing. In *Proceedings of the 33rd International Conference on International Conference on Machine Learning - Volume 48*.
- Rada Mihalcea. 2007. Using Wikipedia for automatic word sense disambiguation. In *Human Language Technologies 2007: The Conference of the North American Chapter of the Association for Computational Linguistics; Proceedings of the Main Conference*.
- Rada Mihalcea and Hakan Ceylan. 2007. Explorations in automatic book summarization. In *Proceedings of the 2007 Joint Conference on Empirical Methods in Natural Language Processing and Computational Natural Language Learning (EMNLP-CoNLL)*.
- Rada Mihalcea and Andras Csomai. 2007. Wikify! linking documents to encyclopedic knowledge. In *Proceedings of the Sixteenth ACM Conference on Conference on Information and Knowledge Management*.
- Tomás Mikolov, Kai Chen, Greg Corrado, and Jeffrey Dean. 2013a. Efficient estimation of word representations in vector space. In *1st International Conference on Learning Representations, ICLR 2013, Scottsdale, Arizona, USA, May 2-4, 2013, Workshop Track Proceedings*.
- Tomas Mikolov, Ilya Sutskever, Kai Chen, Greg S Corrado, and Jeff Dean. 2013b. Distributed representations of words and phrases and their compositionality. In *Advances in Neural Information Processing Systems*.
- George A Miller and Walter G Charles. 1991. Contextual correlates of semantic similarity. *Language and cognitive processes*, 6(1):1–28.
- Scott Miller, Jethran Guinness, and Alex Zamanian. 2004. Name tagging with word clusters and discriminative training. In *Proceedings of the Human Language Technology Conference of the North American Chapter of the Association for Computational Linguistics: HLT-NAACL 2004*.
- David Milne and Ian H. Witten. 2008. Learning to link with wikipedia. In *Proceedings of the 17th ACM Conference on Information and Knowledge Management*.
- Sewon Min, Mike Lewis, Luke Zettlemoyer, and Hannaneh Hajishirzi. 2021. Metaicl: Learning to learn in context. *arXiv preprint arXiv:2110.15943*.
- Swaroop Mishra, Daniel Khashabi, Chitta Baral, and Hannaneh Hajishirzi. 2021.

- Cross-task generalization via natural language crowdsourcing instructions. *arXiv preprint arXiv:2104.08773*.
- Jeff Mitchell. 2016. Decomposing bilexical dependencies into semantic and syntactic vectors. In *Proceedings of the 1st Workshop on Representation Learning for NLP*.
- Jeff Mitchell and Mirella Lapata. 2010. Composition in distributional models of semantics. *Cognitive science*, 34(8):1388–1429.
- Jeff Mitchell and Mark Steedman. 2015. Orthogonality of syntax and semantics within distributional spaces. In *Proceedings of the 53rd Annual Meeting of the Association for Computational Linguistics and the 7th International Joint Conference on Natural Language Processing (Volume 1: Long Papers)*.
- Nikita Moghe, Mark Steedman, and Alexandra Birch. 2021. Cross-lingual intermediate fine-tuning improves dialogue state tracking. In *Proceedings of the 2021 Conference on Empirical Methods in Natural Language Processing*.
- Nasrin Mostafazadeh, Nathanael Chambers, Xiaodong He, Devi Parikh, Dhruv Batra, Lucy Vanderwende, Pushmeet Kohli, and James Allen. 2016. A corpus and cloze evaluation for deeper understanding of commonsense stories. In *Proceedings of the 2016 Conference of the North American Chapter of the Association for Computational Linguistics: Human Language Technologies*.
- Shikhar Murty, Patrick Verga, Luke Vilnis, and Andrew McCallum. 2017. Finer grained entity typing with typenet. *arXiv preprint arXiv:1711.05795*.
- Moin Nadeem, Anna Bethke, and Siva Reddy. 2021. StereoSet: Measuring stereotypical bias in pretrained language models. In *Proceedings of the 59th Annual Meeting of the Association for Computational Linguistics and the 11th International Joint Conference on Natural Language Processing (Volume 1: Long Papers)*.
- Linyong Nan, Dragomir Radev, Rui Zhang, Amrit Rau, Abhinand Sivaprasad, Chichun Hsieh, Xiangru Tang, Aadit Vyas, Neha Verma, Pranav Krishna, Yangxiaokang Liu, Nadia Irwanto, Jessica Pan, Faiaz Rahman, Ahmad Zaidi, Mutethia Mutuma, Yasin Tarabar, Ankit Gupta, Tao Yu, Yi Chern Tan, Xi Victoria Lin, Caiming Xiong, Richard Socher, and Nazneen Fatema Rajani. 2021. DART: Open-domain structured data record to text generation. In *Proceedings of the 2021 Conference of the North American Chapter of the Association for Computational Linguistics: Human Language Technologies*.
- Nikita Nangia, Clara Vania, Rasika Bhalerao, and Samuel R. Bowman. 2020. CrowS-pairs: A challenge dataset for measuring social biases in masked language models. In *Proceedings of the 2020 Conference on Empirical Methods in Natural Language Processing (EMNLP)*.
- Karthik Narasimhan and Regina Barzilay. 2015. Machine comprehension with discourse relations. In *Proceedings of the 53rd Annual Meeting of the Association for Computational Linguistics and the 7th International Joint Conference on Natural Language Processing (Volume 1: Long Papers)*.
- Shashi Narayan, Shay B. Cohen, and Mirella Lapata. 2018. Don’t give me the details, just the summary! topic-aware convolutional neural networks for extreme summarization. In *Proceedings of the 2018 Conference on Empirical Methods in Natural Language Processing*.
- Vivi Nastase and Michael Strube. 2008. Decoding wikipedia categories for knowl-

- edge acquisition. In *Proceedings of the 23rd National Conference on Artificial Intelligence - Volume 2*.
- Vivi Nastase, Michael Strube, Benjamin Boerschinger, Caecilia Zirn, and Anas Elghafari. 2010. WikiNet: A very large scale multi-lingual concept network. In *Proceedings of the Seventh International Conference on Language Resources and Evaluation (LREC'10)*.
- Allen Nie, Erin Bennett, and Noah Goodman. 2019. DisSent: Learning sentence representations from explicit discourse relations. In *Proceedings of the 57th Annual Meeting of the Association for Computational Linguistics*.
- Yixin Nie, Adina Williams, Emily Dinan, Mohit Bansal, Jason Weston, and Douwe Kiela. 2020. Adversarial NLI: A new benchmark for natural language understanding. In *Proceedings of the 58th Annual Meeting of the Association for Computational Linguistics*.
- Tong Niu and Mohit Bansal. 2018. Polite dialogue generation without parallel data. *Transactions of the Association for Computational Linguistics*, 6:373–389.
- Joel Nothman, James R. Curran, and Tara Murphy. 2008. Transforming Wikipedia into named entity training data. In *Proceedings of the Australasian Language Technology Association Workshop 2008*.
- Keith Oatley. 1999. Why fiction may be twice as true as fact: Fiction as cognitive and emotional simulation. *Review of general psychology*, 3(2):101–117.
- Rasha Obeidat, Xiaoli Fern, Hamed Shahbazi, and Prasad Tadepalli. 2019. Description-based zero-shot fine-grained entity typing. In *Proceedings of the 2019 Conference of the North American Chapter of the Association for Computational Linguistics: Human Language Technologies, Volume 1 (Long and Short Papers)*.
- Franz Josef Och. 1999. An efficient method for determining bilingual word classes. In *Ninth Conference of the European Chapter of the Association for Computational Linguistics*.
- Yasumasa Onoe and Greg Durrett. 2019. Learning to denoise distantly-labeled data for entity typing. In *Proceedings of the 2019 Conference of the North American Chapter of the Association for Computational Linguistics: Human Language Technologies, Volume 1 (Long and Short Papers)*.
- Yasumasa Onoe and Greg Durrett. 2020. Fine-grained entity typing for domain independent entity linking. In *Proceedings of the AAAI Conference on Artificial Intelligence*.
- Eyal Orbach and Yoav Goldberg. 2020. Facts2Story: Controlling text generation by key facts. In *Proceedings of the 28th International Conference on Computational Linguistics*.
- Long Ouyang, Jeff Wu, Xu Jiang, Diogo Almeida, Carroll L Wainwright, Pamela Mishkin, Chong Zhang, Sandhini Agarwal, Katarina Slama, Alex Ray, et al. 2022. Training language models to follow instructions with human feedback. *Preprint*.
- Hamid Palangi, Li Deng, Yelong Shen, Jianfeng Gao, Xiaodong He, Jianshu Chen, Xinying Song, and Rabab Ward. 2016. Deep sentence embedding using long short-term memory networks: Analysis and application to information retrieval. *IEEE/ACM Trans. Audio, Speech and Lang. Proc.*, 24(4):694–707.
- Boyuan Pan, Yazheng Yang, Zhou Zhao, Yueting Zhuang, Deng Cai, and Xiaofei He.

2018. Discourse marker augmented network with reinforcement learning for natural language inference. In *Proceedings of the 56th Annual Meeting of the Association for Computational Linguistics (Volume 1: Long Papers)*.
- Gaurav Pandey, Danish Contractor, Vineet Kumar, and Sachindra Joshi. 2018. Exemplar encoder-decoder for neural conversation generation. In *Proceedings of the 56th Annual Meeting of the Association for Computational Linguistics (Volume 1: Long Papers)*.
- Bo Pang and Lillian Lee. 2004. A sentimental education: Sentiment analysis using subjectivity summarization based on minimum cuts. In *Proceedings of the 42nd Annual Meeting of the Association for Computational Linguistics (ACL-04)*.
- Bo Pang and Lillian Lee. 2005. Seeing stars: Exploiting class relationships for sentiment categorization with respect to rating scales. In *Proceedings of the 43rd Annual Meeting of the Association for Computational Linguistics (ACL'05)*.
- Richard Yuanzhe Pang and Kevin Gimpel. 2019. Unsupervised evaluation metrics and learning criteria for non-parallel textual transfer. In *Proceedings of the 3rd Workshop on Neural Generation and Translation*.
- Pinelopi Papalampidi, Frank Keller, Lea Frermann, and Mirella Lapata. 2020. Screenplay summarization using latent narrative structure. In *Proceedings of the 58th Annual Meeting of the Association for Computational Linguistics*.
- Denis Paperno, Germán Kruszewski, Angeliki Lazaridou, Ngoc Quan Pham, Raffaella Bernardi, Sandro Pezzelle, Marco Baroni, Gemma Boleda, and Raquel Fernández. 2016. The LAMBADA dataset: Word prediction requiring a broad discourse context. In *Proceedings of the 54th Annual Meeting of the Association for Computational Linguistics (Volume 1: Long Papers)*.
- Kishore Papineni, Salim Roukos, Todd Ward, and Wei-Jing Zhu. 2002. Bleu: a method for automatic evaluation of machine translation. In *Proceedings of the 40th Annual Meeting of the Association for Computational Linguistics*.
- Ankur Parikh, Xuezhi Wang, Sebastian Gehrmann, Manaal Faruqui, Bhuwan Dhingra, Diyi Yang, and Dipanjan Das. 2020. ToTTo: A controlled table-to-text generation dataset. In *Proceedings of the 2020 Conference on Empirical Methods in Natural Language Processing (EMNLP)*.
- Marius Pasca and Benjamin Van Durme. 2007. What you seek is what you get: Extraction of class attributes from query logs. In *Proceedings of the 20th International Joint Conference on Artificial Intelligence (IJCAI-07)*.
- Romain Paulus, Caiming Xiong, and Richard Socher. 2018. A deep reinforced model for abstractive summarization. In *International Conference on Learning Representations*.
- Ellie Pavlick, Johan Bos, Malvina Nissim, Charley Beller, Benjamin Van Durme, and Chris Callison-Burch. 2015. Adding semantics to data-driven paraphrasing. In *Proceedings of the 53rd Annual Meeting of the Association for Computational Linguistics and the 7th International Joint Conference on Natural Language Processing (Volume 1: Long Papers)*.
- Hao Peng, Ankur Parikh, Manaal Faruqui, Bhuwan Dhingra, and Dipanjan Das. 2019. Text generation with exemplar-based adaptive decoding. In *Proceedings of the 2019 Conference of the North American Chapter of the Association for Computational*

- Linguistics: Human Language Technologies, Volume 1 (Long and Short Papers)*.
- Nanyun Peng, Marjan Ghazvininejad, Jonathan May, and Kevin Knight. 2018. Towards controllable story generation. In *Proceedings of the First Workshop on Storytelling*.
- Jeffrey Pennington, Richard Socher, and Christopher Manning. 2014. GloVe: Global vectors for word representation. In *Proceedings of the 2014 Conference on Empirical Methods in Natural Language Processing (EMNLP)*.
- Ben Peters, Vlad Niculae, and André F. T. Martins. 2019a. Sparse sequence-to-sequence models. In *Proceedings of the 57th Annual Meeting of the Association for Computational Linguistics*.
- Matthew E. Peters, Waleed Ammar, Chandra Bhagavatula, and Russell Power. 2017. Semi-supervised sequence tagging with bidirectional language models. In *Proceedings of the 55th Annual Meeting of the Association for Computational Linguistics (Volume 1: Long Papers)*.
- Matthew E. Peters, Mark Neumann, Mohit Iyyer, Matt Gardner, Christopher Clark, Kenton Lee, and Luke Zettlemoyer. 2018. Deep contextualized word representations. In *Proceedings of the 2018 Conference of the North American Chapter of the Association for Computational Linguistics: Human Language Technologies, Volume 1 (Long Papers)*.
- Matthew E. Peters, Mark Neumann, Robert Logan, Roy Schwartz, Vidur Joshi, Sameer Singh, and Noah A. Smith. 2019b. Knowledge enhanced contextual word representations. In *Proceedings of the 2019 Conference on Empirical Methods in Natural Language Processing and the 9th International Joint Conference on Natural Language Processing (EMNLP-IJCNLP)*.
- Fabio Petroni, Aleksandra Piktus, Angela Fan, Patrick Lewis, Majid Yazdani, Nicola De Cao, James Thorne, Yacine Jernite, Vladimir Karpukhin, Jean Maillard, Vasilis Plachouras, Tim Rocktäschel, and Sebastian Riedel. 2021. KILT: a benchmark for knowledge intensive language tasks. In *Proceedings of the 2021 Conference of the North American Chapter of the Association for Computational Linguistics: Human Language Technologies*.
- Jason Phang, Iacer Calixto, Phu Mon Htut, Yada Pruksachatkun, Haokun Liu, Clara Vania, Katharina Kann, and Samuel R. Bowman. 2020. English intermediate-task training improves zero-shot cross-lingual transfer too. In *Proceedings of the 1st Conference of the Asia-Pacific Chapter of the Association for Computational Linguistics and the 10th International Joint Conference on Natural Language Processing*.
- Jason Phang, Thibault Févry, and Samuel R Bowman. 2018. Sentence encoders on stilts: Supplementary training on intermediate labeled-data tasks. *arXiv preprint arXiv:1811.01088*.
- Karl Pichotta and Raymond J. Mooney. 2016. Using sentence-level LSTM language models for script inference. In *Proceedings of the 54th Annual Meeting of the Association for Computational Linguistics (Volume 1: Long Papers)*.
- Mohammad Taher Pilehvar and Jose Camacho-Collados. 2019. WiC: the word-in-context dataset for evaluating context-sensitive meaning representations. In *Proceedings of the 2019 Conference of the North American Chapter of the Association for Computational Linguistics: Human Language Technologies, Volume 1 (Long and Short Papers)*.

- Barbara Plank, Anders Søgaard, and Yoav Goldberg. 2016. Multilingual part-of-speech tagging with bidirectional long short-term memory models and auxiliary loss. In *Proceedings of the 54th Annual Meeting of the Association for Computational Linguistics (Volume 2: Short Papers)*.
- Simone Paolo Ponzetto and Michael Strube. 2007. Deriving a large scale taxonomy from wikipedia. In *Proceedings of the 22nd National Conference on Artificial Intelligence - Volume 2*.
- Clifton Poth, Jonas Pfeiffer, Andreas Rücklé, and Iryna Gurevych. 2021. What to pre-train on? Efficient intermediate task selection. In *Proceedings of the 2021 Conference on Empirical Methods in Natural Language Processing*.
- Aaditya Prakash, Sadid A. Hasan, Kathy Lee, Vivek Datla, Ashequl Qadir, Joey Liu, and Oladimeji Farri. 2016. Neural paraphrase generation with stacked residual LSTM networks. In *Proceedings of COLING 2016, the 26th International Conference on Computational Linguistics: Technical Papers*.
- Rashmi Prasad, Nikhil Dinesh, Alan Lee, Eleni Miltsakaki, Livio Robaldo, Aravind Joshi, and Bonnie Webber. 2008. The penn discourse treebank 2.0. In *In Proceedings of LREC*.
- Vladimir Propp. 1968. *Morphology of the Folktale*, volume 9. University of Texas Press.
- Yada Pruksachatkun, Jason Phang, Haokun Liu, Phu Mon Htut, Xiaoyi Zhang, Richard Yuanzhe Pang, Clara Vania, Katharina Kann, and Samuel R. Bowman. 2020. Intermediate-task transfer learning with pretrained language models: When and why does it work? In *Proceedings of the 58th Annual Meeting of the Association for Computational Linguistics*.
- Ratish Puduppully, Li Dong, and Mirella Lapata. 2019. Data-to-text generation with entity modeling. In *Proceedings of the 57th Annual Meeting of the Association for Computational Linguistics*.
- Ye Qi, Devendra Sachan, Matthieu Felix, Sarguna Padmanabhan, and Graham Neubig. 2018. When and why are pre-trained word embeddings useful for neural machine translation? In *Proceedings of the 2018 Conference of the North American Chapter of the Association for Computational Linguistics: Human Language Technologies, Volume 2 (Short Papers)*.
- Guanghui Qin and Jason Eisner. 2021. Learning how to ask: Querying LMs with mixtures of soft prompts. In *Proceedings of the 2021 Conference of the North American Chapter of the Association for Computational Linguistics: Human Language Technologies*.
- Chris Quirk, Chris Brockett, and William Dolan. 2004. Monolingual machine translation for paraphrase generation. In *Proceedings of the 2004 Conference on Empirical Methods in Natural Language Processing*.
- Maxim Rabinovich and Dan Klein. 2017. Fine-grained entity typing with high-multiplicity assignments. In *Proceedings of the 55th Annual Meeting of the Association for Computational Linguistics (Volume 2: Short Papers)*.
- Alec Radford, Karthik Narasimhan, Tim Salimans, and Ilya Sutskever. 2018. Improving language understanding by generative pre-training.
- Alec Radford, Jeffrey Wu, Rewon Child, David Luan, Dario Amodei, Ilya Sutskever, et al. 2019. Language models are unsupervised multitask learners. *OpenAI blog*,

1(8):9.

- Alexandre Rafalovitch and Robert Dale. 2009. United Nations general assembly resolutions: A six-language parallel corpus. In *Proceedings of Machine Translation Summit XII: Posters*.
- Colin Raffel, Noam Shazeer, Adam Roberts, Katherine Lee, Sharan Narang, Michael Matena, Yanqi Zhou, Wei Li, and Peter J. Liu. 2020a. Exploring the limits of transfer learning with a unified text-to-text transformer. *Journal of Machine Learning Research*, 21(140):1–67.
- Colin Raffel, Noam Shazeer, Adam Roberts, Katherine Lee, Sharan Narang, Michael Matena, Yanqi Zhou, Wei Li, and Peter J. Liu. 2020b. Exploring the limits of transfer learning with a unified text-to-text transformer. *Journal of Machine Learning Research*, 21(140):1–67.
- Altaf Rahman and Vincent Ng. 2011. Coreference resolution with world knowledge. In *Proceedings of the 49th Annual Meeting of the Association for Computational Linguistics: Human Language Technologies*.
- Pranav Rajpurkar, Robin Jia, and Percy Liang. 2018. Know what you don’t know: Unanswerable questions for SQuAD. In *Proceedings of the 56th Annual Meeting of the Association for Computational Linguistics (Volume 2: Short Papers)*.
- Pranav Rajpurkar, Jian Zhang, Konstantin Lopyrev, and Percy Liang. 2016. SQuAD: 100,000+ questions for machine comprehension of text. In *Proceedings of the 2016 Conference on Empirical Methods in Natural Language Processing*.
- Prajit Ramachandran, Peter Liu, and Quoc Le. 2017. Unsupervised pretraining for sequence to sequence learning. In *Proceedings of the 2017 Conference on Empirical Methods in Natural Language Processing*.
- Revanth Rameshkumar and Peter Bailey. 2020. Storytelling with dialogue: A Critical Role Dungeons and Dragons Dataset. In *Proceedings of the 58th Annual Meeting of the Association for Computational Linguistics*.
- Sudha Rao and Hal Daumé III. 2018. Learning to ask good questions: Ranking clarification questions using neural expected value of perfect information. In *Proceedings of the 56th Annual Meeting of the Association for Computational Linguistics (Volume 1: Long Papers)*.
- Hannah Rashkin, Asli Celikyilmaz, Yejin Choi, and Jianfeng Gao. 2020. PlotMachines: Outline-conditioned generation with dynamic plot state tracking. In *Proceedings of the 2020 Conference on Empirical Methods in Natural Language Processing (EMNLP)*.
- Michaela Regneri and Rui Wang. 2012. Using discourse information for paraphrase extraction. In *Proceedings of the 2012 Joint Conference on Empirical Methods in Natural Language Processing and Computational Natural Language Learning*.
- Marek Rei. 2017. Semi-supervised multitask learning for sequence labeling. In *Proceedings of the 55th Annual Meeting of the Association for Computational Linguistics (Volume 1: Long Papers)*.
- Nils Reimers and Iryna Gurevych. 2019. Sentence-BERT: Sentence embeddings using Siamese BERT-networks. In *Proceedings of the 2019 Conference on Empirical Methods in Natural Language Processing and the 9th International Joint Conference on Natural Language Processing (EMNLP-IJCNLP)*.

- Philip Resnik. 1999. Mining the web for bilingual text. In *Proceedings of the 37th Annual Meeting of the Association for Computational Linguistics*.
- Philip Resnik and Noah A. Smith. 2003. The web as a parallel corpus. *Computational Linguistics*, 29(3):349–380.
- Laria Reynolds and Kyle McDonell. 2021. Prompt programming for large language models: Beyond the few-shot paradigm. In *Extended Abstracts of the 2021 CHI Conference on Human Factors in Computing Systems*.
- Danilo Jimenez Rezende, Shakir Mohamed, and Daan Wierstra. 2014. Stochastic backpropagation and approximate inference in deep generative models. In *Proceedings of the 31st International Conference on International Conference on Machine Learning - Volume 32*.
- Alexander E. Richman and Patrick Schone. 2008. Mining Wiki resources for multilingual named entity recognition. In *Proceedings of ACL-08: HLT*.
- Sebastian Riedel, Limin Yao, Andrew McCallum, and Benjamin M. Marlin. 2013. Relation extraction with matrix factorization and universal schemas. In *Proceedings of the 2013 Conference of the North American Chapter of the Association for Computational Linguistics: Human Language Technologies*.
- Mark O Riedl and Robert Michael Young. 2010. Narrative planning: Balancing plot and character. *Journal of Artificial Intelligence Research*, 39:217–268.
- Miguel Rios, Wilker Aziz, and Khalil Sima’an. 2018. Deep generative model for joint alignment and word representation. In *Proceedings of the 2018 Conference of the North American Chapter of the Association for Computational Linguistics: Human Language Technologies, Volume 1 (Long Papers)*.
- Stephen Robertson, S. Walker, S. Jones, M. M. Hancock-Beaulieu, and M. Gatford. 1995. Okapi at trec-3. In *Overview of the Third Text REtrieval Conference (TREC-3)*.
- Melissa Roemmele, Cosmin Adrian Bejan, and Andrew S. Gordon. 2011. Choice of plausible alternatives: An evaluation of commonsense causal reasoning. In *2011 AAAI Spring Symposium Series*.
- Sascha Rothe, Shashi Narayan, and Aliaksei Severyn. 2020. Leveraging pre-trained checkpoints for sequence generation tasks. *Transactions of the Association for Computational Linguistics*, 8:264–280.
- Herbert Rubenstein and John B Goodenough. 1965. Contextual correlates of synonymy. *Communications of the ACM*, 8(10):627–633.
- Raphael Rubino and Eiichiro Sumita. 2020. Intermediate self-supervised learning for machine translation quality estimation. In *Proceedings of the 28th International Conference on Computational Linguistics*.
- Alexander M. Rush, Sumit Chopra, and Jason Weston. 2015. A neural attention model for abstractive sentence summarization. In *Proceedings of the 2015 Conference on Empirical Methods in Natural Language Processing*.
- Tara Safavi and Danai Koutra. 2020. CoDEX: A Comprehensive Knowledge Graph Completion Benchmark. In *Proceedings of the 2020 Conference on Empirical Methods in Natural Language Processing (EMNLP)*.
- Keisuke Sakaguchi, Ronan Le Bras, Chandra Bhagavatula, and Yejin Choi. 2020. Winogrande: An adversarial winograd schema challenge at scale. In *AAAI*.
- G. Salton, A. Wong, and C. S. Yang. 1975. A vector space model for automatic index-

- ing. *Commun. ACM*, 18(11):613–620.
- Gerard Salton. 1971. *The SMART retrieval system—experiments in automatic document processing*. Prentice-Hall, Inc.
- Evan Sandhaus. 2008. *The New York Times Annotated Corpus*. LDC corpora. Linguistic Data Consortium.
- Victor Sanh, Albert Webson, Colin Raffel, Stephen Bach, Lintang Sutawika, Zaid Alyafeai, Antoine Chaffin, Arnaud Stiegler, Arun Raja, Manan Dey, M Saiful Bari, Canwen Xu, Urmish Thakker, Shanya Sharma Sharma, Eliza Szczechla, Taewoon Kim, Gunjan Chhablani, Nihal Nayak, Debajyoti Datta, Jonathan Chang, Mike Tian-Jian Jiang, Han Wang, Matteo Manica, Sheng Shen, Zheng Xin Yong, Harshit Pandey, Rachel Bawden, Thomas Wang, Trishala Neeraj, Jos Rozen, Abheesht Sharma, Andrea Santilli, Thibault Fevry, Jason Alan Fries, Ryan Teehan, Teven Le Scao, Stella Biderman, Leo Gao, Thomas Wolf, and Alexander M Rush. 2022. Multitask prompted training enables zero-shot task generalization. In *International Conference on Learning Representations*.
- Timo Schick and Hinrich Schütze. 2021a. Exploiting cloze-questions for few-shot text classification and natural language inference. In *Proceedings of the 16th Conference of the European Chapter of the Association for Computational Linguistics: Main Volume*.
- Timo Schick and Hinrich Schütze. 2021b. Few-shot text generation with natural language instructions. In *Proceedings of the 2021 Conference on Empirical Methods in Natural Language Processing*.
- Timo Schick and Hinrich Schütze. 2021c. It’s not just size that matters: Small language models are also few-shot learners. In *Proceedings of the 2021 Conference of the North American Chapter of the Association for Computational Linguistics: Human Language Technologies*.
- Philip Schulz, Wilker Aziz, and Trevor Cohn. 2018. A stochastic decoder for neural machine translation. In *Proceedings of the 56th Annual Meeting of the Association for Computational Linguistics (Volume 1: Long Papers)*.
- Hinrich Schütze. 1992. Word space. In *Advances in Neural Information Processing Systems*.
- Holger Schwenk, Vishrav Chaudhary, Shuo Sun, Hongyu Gong, and Francisco Guzmán. 2021. WikiMatrix: Mining 135M parallel sentences in 1620 language pairs from Wikipedia. In *Proceedings of the 16th Conference of the European Chapter of the Association for Computational Linguistics: Main Volume*.
- Abigail See, Peter J. Liu, and Christopher D. Manning. 2017. Get to the point: Summarization with pointer-generator networks. In *Proceedings of the 55th Annual Meeting of the Association for Computational Linguistics (Volume 1: Long Papers)*.
- Rico Sennrich, Barry Haddow, and Alexandra Birch. 2016. Neural machine translation of rare words with subword units. In *Proceedings of the 54th Annual Meeting of the Association for Computational Linguistics (Volume 1: Long Papers)*.
- Iulian Vlad Serban, Alexander G. Ororbia, Joelle Pineau, and Aaron Courville. 2017. Piecewise latent variables for neural variational text processing. In *Proceedings of the 2017 Conference on Empirical Methods in Natural Language Processing*.
- Hendra Setiawan, Matthias Sperber, Udhyakumar Nallasamy, and Matthias Paulik. 2020. Variational neural machine translation with normalizing flows. In *Proceedings of the 58th Annual Meeting of the Association for Computational Linguistics*.

- Eva Sharma, Chen Li, and Lu Wang. 2019. BIGPATENT: A large-scale dataset for abstractive and coherent summarization. In *Proceedings of the 57th Annual Meeting of the Association for Computational Linguistics*.
- Dinghan Shen, Guoyin Wang, Wenlin Wang, Martin Renqiang Min, Qinliang Su, Yizhe Zhang, Chunyuan Li, Ricardo Henao, and Lawrence Carin. 2018a. Baseline needs more love: On simple word-embedding-based models and associated pooling mechanisms. In *Proceedings of the 56th Annual Meeting of the Association for Computational Linguistics (Volume 1: Long Papers)*.
- Tianxiao Shen, Tao Lei, Regina Barzilay, and Tommi Jaakkola. 2017a. Style transfer from non-parallel text by cross-alignment. In *Advances in Neural Information Processing Systems*.
- Xiaoyu Shen, Hui Su, Yanran Li, Wenjie Li, Shuzi Niu, Yang Zhao, Akiko Aizawa, and Guoping Long. 2017b. A conditional variational framework for dialog generation. In *Proceedings of the 55th Annual Meeting of the Association for Computational Linguistics (Volume 2: Short Papers)*.
- Xiaoyu Shen, Hui Su, Shuzi Niu, and Vera Demberg. 2018b. Improving variational encoder-decoders in dialogue generation. *Proceedings of the AAAI Conference on Artificial Intelligence*, 32(1).
- Rakshith Shetty, Bernt Schiele, and Mario Fritz. 2018. A4nt: author attribute anonymity by adversarial training of neural machine translation. In *27th USENIX Security Symposium (USENIX Security 18)*.
- Peng Shi and Jimmy Lin. 2019. Simple bert models for relation extraction and semantic role labeling.
- Tianze Shi, Ozan İrsoy, Igor Malioutov, and Lillian Lee. 2021a. Learning syntax from naturally-occurring bracketings. In *Proceedings of the 2021 Conference of the North American Chapter of the Association for Computational Linguistics: Human Language Technologies*.
- Weijia Shi, Mandar Joshi, and Luke Zettlemoyer. 2021b. DESCGEN: A distantly supervised dataset for generating entity descriptions. In *Proceedings of the 59th Annual Meeting of the Association for Computational Linguistics and the 11th International Joint Conference on Natural Language Processing (Volume 1: Long Papers)*.
- Vered Shwartz, Yoav Goldberg, and Ido Dagan. 2016. Improving hypernymy detection with an integrated path-based and distributional method. In *Proceedings of the 54th Annual Meeting of the Association for Computational Linguistics (Volume 1: Long Papers)*.
- Damien Sileo, Tim Van De Cruys, Camille Pradel, and Philippe Muller. 2019. Mining discourse markers for unsupervised sentence representation learning. In *Proceedings of the 2019 Conference of the North American Chapter of the Association for Computational Linguistics: Human Language Technologies, Volume 1 (Long and Short Papers)*.
- Sameer Singh, Amarnag Subramanya, Fernando Pereira, and Andrew McCallum. 2012a. Wikilinks: A large-scale cross-document coreference corpus labeled via links to wikipedia. *University of Massachusetts, Amherst, Tech. Rep. UM-CS-2012*, 15.
- Sameer Singh, Amarnag Subramanya, Fernando Pereira, and Andrew McCallum.

- 2012b. Wikilinks: A large-scale cross-document coreference corpus labeled via links to Wikipedia. Technical Report UM-CS-2012-015, University of Massachusetts, Amherst.
- Jason R. Smith, Chris Quirk, and Kristina Toutanova. 2010. Extracting parallel sentences from comparable corpora using document level alignment. In *Human Language Technologies: The 2010 Annual Conference of the North American Chapter of the Association for Computational Linguistics*.
- Jason R. Smith, Herve Saint-Amand, Magdalena Plamada, Philipp Koehn, Chris Callison-Burch, and Adam Lopez. 2013. Dirt cheap web-scale parallel text from the Common Crawl. In *Proceedings of the 51st Annual Meeting of the Association for Computational Linguistics (Volume 1: Long Papers)*.
- Rion Snow, Daniel Jurafsky, and Andrew Y. Ng. 2005. Learning syntactic patterns for automatic hypernym discovery. In L. K. Saul, Y. Weiss, and L. Bottou, editors, *Advances in Neural Information Processing Systems 17*.
- Rion Snow, Daniel Jurafsky, and Andrew Y. Ng. 2006. Semantic taxonomy induction from heterogenous evidence. In *Proceedings of the 21st International Conference on Computational Linguistics and 44th Annual Meeting of the Association for Computational Linguistics*.
- Richard Socher, Alex Perelygin, Jean Wu, Jason Chuang, Christopher D. Manning, Andrew Ng, and Christopher Potts. 2013. Recursive deep models for semantic compositionality over a sentiment treebank. In *Proceedings of the 2013 Conference on Empirical Methods in Natural Language Processing*.
- Anders Søgaard. 2017. Using hyperlinks to improve multilingual partial parsers. In *Proceedings of the 15th International Conference on Parsing Technologies*.
- Kaitao Song, Xu Tan, Tao Qin, Jianfeng Lu, and Tie-Yan Liu. 2019. MASS: Masked sequence to sequence pre-training for language generation. In *Proceedings of the 36th International Conference on Machine Learning*.
- Taylor Sorensen, Joshua Robinson, Christopher Michael Rytting, Alexander Glenn Shaw, Kyle Jeffrey Rogers, Alexia Pauline Delorey, Mahmoud Khalil, Nancy Fulda, and David Wingate. 2022. An information-theoretic approach to prompt engineering without ground truth labels. *arXiv preprint arXiv:2203.11364*.
- Valentin I. Spitzkovsky, Daniel Jurafsky, and Hiyan Alshawi. 2010. Profiting from mark-up: Hyper-text annotations for guided parsing. In *Proceedings of the 48th Annual Meeting of the Association for Computational Linguistics*.
- Karl Stratos and Sam Wiseman. 2020. Learning discrete structured representations by adversarially maximizing mutual information. In *Proceedings of the 37th International Conference on Machine Learning*.
- Michael Strube and Simone Paolo Ponzetto. 2006. Wikirelate! computing semantic relatedness using wikipedia. In *Proceedings of the 21st National Conference on Artificial Intelligence - Volume 2*.
- Fabian M. Suchanek, Gjergji Kasneci, and Gerhard Weikum. 2007. Yago: A core of semantic knowledge. In *Proceedings of the 16th International Conference on World Wide Web*.
- Ilya Sutskever, Oriol Vinyals, and Quoc V Le. 2014. Sequence to sequence learning with neural networks. In *Advances in Neural Information Processing Systems*.

- Idan Szpektor and Ido Dagan. 2008. Learning entailment rules for unary templates. In *Proceedings of the 22nd International Conference on Computational Linguistics (Coling 2008)*.
- Idan Szpektor, Hristo Tanev, Ido Dagan, and Bonaventura Coppola. 2004. Scaling web-based acquisition of entailment relations. In *Proceedings of the 2004 Conference on Empirical Methods in Natural Language Processing*.
- Derek Tam, Rakesh R. Menon, Mohit Bansal, Shashank Srivastava, and Colin Raffel. 2021. Improving and simplifying pattern exploiting training. In *Proceedings of the 2021 Conference on Empirical Methods in Natural Language Processing*.
- Makarand Tapaswi, Yukun Zhu, Rainer Stiefelwagen, Antonio Torralba, Raquel Urtasun, and Sanja Fidler. 2016. Movieqa: Understanding stories in movies through question-answering. In *Proceedings of the IEEE conference on computer vision and pattern recognition*.
- Serra Sinem Tekiroğlu, Gözde Özbal, and Carlo Strapparava. 2014. Sensicon: An automatically constructed sensorial lexicon. In *Proceedings of the 2014 Conference on Empirical Methods in Natural Language Processing (EMNLP)*.
- Jörg Tiedemann. 2012. Parallel data, tools and interfaces in OPUS. In *Proceedings of the Eighth International Conference on Language Resources and Evaluation (LREC'12)*.
- Erik F. Tjong Kim Sang and Fien De Meulder. 2003. Introduction to the CoNLL-2003 shared task: Language-independent named entity recognition. In *Proceedings of the Seventh Conference on Natural Language Learning at HLT-NAACL 2003*.
- Kristina Toutanova, Dan Klein, Christopher D. Manning, and Yoram Singer. 2003. Feature-rich part-of-speech tagging with a cyclic dependency network. In *Proceedings of the 2003 Human Language Technology Conference of the North American Chapter of the Association for Computational Linguistics*.
- Lifu Tu, Kevin Gimpel, and Karen Livescu. 2017a. Learning to embed words in context for syntactic tasks. In *Proceedings of the 2nd Workshop on Representation Learning for NLP*.
- Zhaopeng Tu, Yang Liu, Lifeng Shang, Xiaohua Liu, and Hang Li. 2017b. Neural machine translation with reconstruction. In *Thirty-First AAAI Conference on Artificial Intelligence*.
- Joseph Turian, Lev-Arie Ratinov, and Yoshua Bengio. 2010. Word representations: A simple and general method for semi-supervised learning. In *Proceedings of the 48th Annual Meeting of the Association for Computational Linguistics*.
- Peter D. Turney. 2006. Similarity of semantic relations. *Computational Linguistics*, 32(3):379–416.
- Peter D Turney and Michael L Littman. 2005. Corpus-based learning of analogies and semantic relations. *Machine Learning*, 60(1):251–278.
- Peter D. Turney and Saif M. Mohammad. 2015. Experiments with three approaches to recognizing lexical entailment. *Natural Language Engineering*, 21:437–476.
- Robert D. van Valin, Jr. 2005. *Exploring the Syntax-Semantics Interface*. Cambridge University Press.
- Ashish Vaswani, Noam Shazeer, Niki Parmar, Jakob Uszkoreit, Llion Jones, Aidan N Gomez, Łukasz Kaiser, and Illia Polosukhin. 2017. Attention is all you need. In *Advances in Neural Information Processing Systems*.

- Krishnapriya Vishnubhotla, Graeme Hirst, and Frank Rudzicz. 2021. An Evaluation of Disentangled Representation Learning for Texts. In *Findings of the Association for Computational Linguistics: ACL-IJCNLP 2021*.
- Michael Völske, Martin Potthast, Shahbaz Syed, and Benno Stein. 2017. TL;DR: Mining Reddit to learn automatic summarization. In *Proceedings of the Workshop on New Frontiers in Summarization*.
- Pavlos Vougiouklis, Hady Elsahar, Lucie-Aimée Kaffee, Christophe Gravier, Frédérique Laforest, Jonathon Hare, and Elena Simperl. 2018. Neural wikipedia: Generating textual summaries from knowledge base triples. *Journal of Web Semantics*, 52:1–15.
- Denny Vrandečić and Markus Krötzsch. 2014. Wikidata: A free collaborative knowledgebase. *Commun. ACM*, 57(10):78–85.
- Tu Vu, Minh-Thang Luong, Quoc Le, Grady Simon, and Mohit Iyyer. 2021. STraTA: Self-training with task augmentation for better few-shot learning. In *Proceedings of the 2021 Conference on Empirical Methods in Natural Language Processing*.
- Alex Wang, Yada Pruksachatkun, Nikita Nangia, Amanpreet Singh, Julian Michael, Felix Hill, Omer Levy, and Samuel Bowman. 2019. SuperGlue: A stickier benchmark for general-purpose language understanding systems. In *Advances in Neural Information Processing Systems*.
- Alex Wang, Amanpreet Singh, Julian Michael, Felix Hill, Omer Levy, and Samuel Bowman. 2018a. GLUE: A multi-task benchmark and analysis platform for natural language understanding. In *Proceedings of the 2018 EMNLP Workshop BlackboxNLP: Analyzing and Interpreting Neural Networks for NLP*.
- Lu Wang and Wang Ling. 2016. Neural network-based abstract generation for opinions and arguments. In *Proceedings of the 2016 Conference of the North American Chapter of the Association for Computational Linguistics: Human Language Technologies*.
- Luyu Wang, Yujia Li, Ozlem Aslan, and Oriol Vinyals. 2021a. WikiGraphs: A Wikipedia text - knowledge graph paired dataset. In *Proceedings of the Fifteenth Workshop on Graph-Based Methods for Natural Language Processing (TextGraphs-15)*.
- Qingyun Wang, Xiaoman Pan, Lifu Huang, Boliang Zhang, Zhiying Jiang, Heng Ji, and Kevin Knight. 2018b. Describing a knowledge base. In *Proceedings of the 11th International Conference on Natural Language Generation*.
- Sinong Wang, Han Fang, Madian Khabsa, Hanzi Mao, and Hao Ma. 2021b. Entailment as few-shot learner. *arXiv preprint arXiv:2104.14690*.
- Su Wang, Eric Holgate, Greg Durrett, and Katrin Erk. 2018c. Picking apart story salads. In *Proceedings of the 2018 Conference on Empirical Methods in Natural Language Processing*.
- Wei Wang, Bin Bi, Ming Yan, Chen Wu, Jiangnan Xia, Zuyi Bao, Liwei Peng, and Luo Si. 2020. Structbert: Incorporating language structures into pre-training for deep language understanding. In *International Conference on Learning Representations*.
- Xiaozhi Wang, Tianyu Gao, Zhaocheng Zhu, Zhengyan Zhang, Zhiyuan Liu, Juanzi Li, and Jian Tang. 2021c. KEPLER: A unified model for knowledge embedding and pre-trained language representation. *Transactions of the Association for Computational Linguistics*, 9:176–194.

- Yaqing Wang, Subhabrata Mukherjee, Xiaodong Liu, Jing Gao, Ahmed Hassan Awadallah, and Jianfeng Gao. 2021d. List: Lite self-training makes efficient few-shot learners. *arXiv preprint arXiv:2110.06274*.
- Ye-Yi Wang, J. Lafferty, and A. Waibel. 1996. Word clustering with parallel spoken language corpora. In *Proceeding of Fourth International Conference on Spoken Language Processing. ICSLP '96*.
- Yizhong Wang, Sujian Li, and Jingfeng Yang. 2018d. Toward fast and accurate neural discourse segmentation. In *Proceedings of the 2018 Conference on Empirical Methods in Natural Language Processing*.
- Alex Warstadt, Amanpreet Singh, and Samuel R. Bowman. 2019. Neural network acceptability judgments. *Transactions of the Association for Computational Linguistics*, 7:625–641.
- Kellie Webster, Marta Recasens, Vera Axelrod, and Jason Baldridge. 2018. Mind the GAP: A balanced corpus of gendered ambiguous pronouns. *Transactions of the Association for Computational Linguistics*, 6:605–617.
- Jason Wei, Maarten Bosma, Vincent Zhao, Kelvin Guu, Adams Wei Yu, Brian Lester, Nan Du, Andrew M. Dai, and Quoc V. Le. 2022. Finetuned language models are zero-shot learners. In *International Conference on Learning Representations*.
- Sean Welleck, Ilya Kulikov, Stephen Roller, Emily Dinan, Kyunghyun Cho, and Jason Weston. 2020. Neural text generation with unlikelihood training. In *International Conference on Learning Representations*.
- Orion Weller, Nicholas Lourie, Matt Gardner, and Matthew E. Peters. 2020. Learning from task descriptions. In *Proceedings of the 2020 Conference on Empirical Methods in Natural Language Processing (EMNLP)*.
- Jason Weston, Emily Dinan, and Alexander Miller. 2018. Retrieve and refine: Improved sequence generation models for dialogue. In *Proceedings of the 2018 EMNLP Workshop SCAI: The 2nd International Workshop on Search-Oriented Conversational AI*.
- Janyce Wiebe, Theresa Wilson, and Claire Cardie. 2005. Annotating expressions of opinions and emotions in language. *Language resources and evaluation*, 39(2):165–210.
- John Wieting, Mohit Bansal, Kevin Gimpel, and Karen Livescu. 2016. Towards universal paraphrastic sentence embeddings. In *Proceedings of International Conference on Learning Representations*.
- John Wieting and Kevin Gimpel. 2017. Revisiting recurrent networks for paraphrastic sentence embeddings. In *Proceedings of the 55th Annual Meeting of the Association for Computational Linguistics (Volume 1: Long Papers)*.
- John Wieting and Kevin Gimpel. 2018. ParaNMT-50M: Pushing the limits of paraphrastic sentence embeddings with millions of machine translations. In *Proceedings of the 56th Annual Meeting of the Association for Computational Linguistics (Volume 1: Long Papers)*.
- John Wieting, Kevin Gimpel, Graham Neubig, and Taylor Berg-Kirkpatrick. 2019. Simple and effective paraphrastic similarity from parallel translations. In *Proceedings of the 57th Annual Meeting of the Association for Computational Linguistics*.
- Adina Williams, Nikita Nangia, and Samuel Bowman. 2018. A broad-coverage challenge corpus for sentence understanding through inference. In *Proceedings of the*

- 2018 Conference of the North American Chapter of the Association for Computational Linguistics: Human Language Technologies, Volume 1 (Long Papers).
- Sam Wiseman, Alexander M. Rush, and Stuart M. Shieber. 2016. Learning global features for coreference resolution. In *Proceedings of the 2016 Conference of the North American Chapter of the Association for Computational Linguistics: Human Language Technologies*.
- Sam Wiseman, Stuart Shieber, and Alexander Rush. 2017. Challenges in data-to-document generation. In *Proceedings of the 2017 Conference on Empirical Methods in Natural Language Processing*.
- Sam Wiseman, Stuart Shieber, and Alexander Rush. 2018. Learning neural templates for text generation. In *Proceedings of the 2018 Conference on Empirical Methods in Natural Language Processing*.
- Mike Wu and Noah Goodman. 2018. Multimodal generative models for scalable weakly-supervised learning. In *Advances in Neural Information Processing Systems*.
- Yonghui Wu, Mike Schuster, Zhifeng Chen, Quoc V Le, Mohammad Norouzi, Wolfgang Macherey, Maxim Krikun, Yuan Cao, Qin Gao, Klaus Macherey, et al. 2016. Google’s neural machine translation system: Bridging the gap between human and machine translation. *arXiv preprint arXiv:1609.08144*.
- Hanwei Xu, Yujun Chen, Yulun Du, Nan Shao, Yanggang Wang, Haiyu Li, and Zhilin Yang. 2022. Zeroprompt: Scaling prompt-based pretraining to 1,000 tasks improves zero-shot generalization. *arXiv preprint arXiv:2201.06910*.
- Jiacheng Xu and Greg Durrett. 2018. Spherical latent spaces for stable variational autoencoders. In *Proceedings of the 2018 Conference on Empirical Methods in Natural Language Processing*.
- Linting Xue, Noah Constant, Adam Roberts, Mihir Kale, Rami Al-Rfou, Aditya Siddhant, Aditya Barua, and Colin Raffel. 2021. mT5: A massively multilingual pre-trained text-to-text transformer. In *Proceedings of the 2021 Conference of the North American Chapter of the Association for Computational Linguistics: Human Language Technologies*.
- Yadollah Yaghoobzadeh and Hinrich Schütze. 2015. Corpus-level fine-grained entity typing using contextual information. In *Proceedings of the 2015 Conference on Empirical Methods in Natural Language Processing*.
- Ikuya Yamada, Hiroyuki Shindo, Hideaki Takeda, and Yoshiyasu Takefuji. 2016. Joint learning of the embedding of words and entities for named entity disambiguation. In *Proceedings of The 20th SIGNLL Conference on Computational Natural Language Learning*.
- Ikuya Yamada, Hiroyuki Shindo, Hideaki Takeda, and Yoshiyasu Takefuji. 2017. Learning distributed representations of texts and entities from knowledge base. *Transactions of the Association for Computational Linguistics*, 5:397–411.
- Elif Yamangil and Rani Nelken. 2008. Mining Wikipedia revision histories for improving sentence compression. In *Proceedings of ACL-08: HLT, Short Papers*.
- Yinfei Yang, Steve Yuan, Daniel Cer, Sheng-yi Kong, Noah Constant, Petr Pilar, Heming Ge, Yun-Hsuan Sung, Brian Strope, and Ray Kurzweil. 2018. Learning semantic textual similarity from conversations. In *Proceedings of The Third Workshop on Representation Learning for NLP*.

- Zhengzhe Yang and Jinho D. Choi. 2019. FriendsQA: Open-domain question answering on TV show transcripts. In *Proceedings of the 20th Annual SIGdial Meeting on Discourse and Dialogue*.
- Zhilin Yang, Zihang Dai, Yiming Yang, Jaime Carbonell, Russ R Salakhutdinov, and Quoc V Le. 2019. Xlnet: Generalized autoregressive pretraining for language understanding. In *Advances in Neural Information Processing Systems*.
- Lili Yao, Nanyun Peng, Ralph Weischedel, Kevin Knight, Dongyan Zhao, and Rui Yan. 2019. Plan-and-write: Towards better automatic storytelling. In *Proceedings of the AAAI Conference on Artificial Intelligence*.
- Alexander Yates and Oren Etzioni. 2009. Unsupervised methods for determining object and relation synonyms on the web. *J. Artif. Int. Res.*, 34(1):255–296.
- Mark Yatskar, Bo Pang, Cristian Danescu-Niculescu-Mizil, and Lillian Lee. 2010. For the sake of simplicity: Unsupervised extraction of lexical simplifications from Wikipedia. In *Human Language Technologies: The 2010 Annual Conference of the North American Chapter of the Association for Computational Linguistics*.
- Qinyuan Ye, Bill Yuchen Lin, and Xiang Ren. 2021. CrossFit: A few-shot learning challenge for cross-task generalization in NLP. In *Proceedings of the 2021 Conference on Empirical Methods in Natural Language Processing*.
- Xi Ye, Qiaochu Chen, Xinyu Wang, Isil Dillig, and Greg Durrett. 2020. Sketch-driven regular expression generation from natural language and examples. *Transactions of the Association for Computational Linguistics*, 8:679–694.
- Pengcheng Yin, Graham Neubig, Wen-tau Yih, and Sebastian Riedel. 2020a. TaBERT: Pretraining for joint understanding of textual and tabular data. In *Proceedings of the 58th Annual Meeting of the Association for Computational Linguistics*.
- Pengcheng Yin, Chunting Zhou, Junxian He, and Graham Neubig. 2018. StructVAE: Tree-structured latent variable models for semi-supervised semantic parsing. In *Proceedings of the 56th Annual Meeting of the Association for Computational Linguistics (Volume 1: Long Papers)*.
- Wenpeng Yin, Jamaal Hay, and Dan Roth. 2019. Benchmarking zero-shot text classification: Datasets, evaluation and entailment approach. In *Proceedings of the 2019 Conference on Empirical Methods in Natural Language Processing and the 9th International Joint Conference on Natural Language Processing (EMNLP-IJCNLP)*.
- Wenpeng Yin, Nazneen Fatema Rajani, Dragomir Radev, Richard Socher, and Caiming Xiong. 2020b. Universal natural language processing with limited annotations: Try few-shot textual entailment as a start. In *Proceedings of the 2020 Conference on Empirical Methods in Natural Language Processing (EMNLP)*.
- Yang You, Jing Li, Sashank Reddi, Jonathan Hseu, Sanjiv Kumar, Srinadh Bhojanapalli, Xiaodan Song, James Demmel, Kurt Keutzer, and Cho-Jui Hsieh. 2020. Large batch optimization for deep learning: Training bert in 76 minutes. In *International Conference on Learning Representations*.
- Dian Yu, Kai Sun, Claire Cardie, and Dong Yu. 2020. Dialogue-based relation extraction. In *Proceedings of the 58th Annual Meeting of the Association for Computational Linguistics*.
- Hongliang Yu, Shikun Zhang, and Louis-Philippe Morency. 2016. Unsupervised text recap extraction for TV series. In *Proceedings of the 2016 Conference on Empirical*

Methods in Natural Language Processing.

- Sayyed M. Zahiri and Jinho D. Choi. 2017. Emotion detection on tv show transcripts with sequence-based convolutional neural networks.
- Torsten Zesch. 2012. Measuring contextual fitness using error contexts extracted from the Wikipedia revision history. In *Proceedings of the 13th Conference of the European Chapter of the Association for Computational Linguistics*.
- Torsten Zesch and Iryna Gurevych. 2007. Analysis of the Wikipedia category graph for NLP applications. In *Proceedings of the Second Workshop on TextGraphs: Graph-Based Algorithms for Natural Language Processing*.
- Biao Zhang, Deyi Xiong, Jinsong Su, Hong Duan, and Min Zhang. 2016. Variational neural machine translation. In *Proceedings of the 2016 Conference on Empirical Methods in Natural Language Processing*.
- Jianguo Zhang, Trung Bui, Seunghyun Yoon, Xiang Chen, Zhiwei Liu, Congying Xia, Quan Hung Tran, Walter Chang, and Philip Yu. 2021. Few-shot intent detection via contrastive pre-training and fine-tuning. In *Proceedings of the 2021 Conference on Empirical Methods in Natural Language Processing*.
- Jingqing Zhang, Yao Zhao, Mohammad Saleh, and Peter Liu. 2020a. PEGASUS: Pre-training with extracted gap-sentences for abstractive summarization. In *Proceedings of the 37th International Conference on Machine Learning*.
- Kaizhong Zhang and Dennis Shasha. 1989. Simple fast algorithms for the editing distance between trees and related problems. *SIAM journal on computing*, 18(6):1245–1262.
- Ningyu Zhang, Luoqiu Li, Xiang Chen, Shumin Deng, Zhen Bi, Chuanqi Tan, Fei Huang, and Huajun Chen. 2022. Differentiable prompt makes pre-trained language models better few-shot learners. In *International Conference on Learning Representations*.
- Sheng Zhang, Xiaodong Liu, Jingjing Liu, Jianfeng Gao, Kevin Duh, and Benjamin Van Durme. 2018. ReCoRD: Bridging the gap between human and machine commonsense reading comprehension. *arXiv preprint 1810.12885*.
- Shiwei Zhang and Xiuzhen Zhang. 2021. Does QA-based intermediate training help fine-tuning language models for text classification? In *Proceedings of the The 19th Annual Workshop of the Australasian Language Technology Association*.
- Xiang Zhang, Junbo Zhao, and Yann LeCun. 2015. Character-level convolutional networks for text classification. In *Advances in Neural Information Processing Systems*.
- Yizhe Zhang, Siqu Sun, Michel Galley, Yen-Chun Chen, Chris Brockett, Xiang Gao, Jianfeng Gao, Jingjing Liu, and Bill Dolan. 2020b. DIALOGPT : Large-scale generative pre-training for conversational response generation. In *Proceedings of the 58th Annual Meeting of the Association for Computational Linguistics: System Demonstrations*.
- Junbo Zhao, Yoon Kim, Kelly Zhang, Alexander Rush, and Yann LeCun. 2018. Adversarially regularized autoencoders. In *Proceedings of the 35th International Conference on Machine Learning*.
- Tiancheng Zhao, Ran Zhao, and Maxine Eskenazi. 2017. Learning discourse-level diversity for neural dialog models using conditional variational autoencoders. In *Proceedings of the 55th Annual Meeting of the Association for Computational Linguistics (Volume 1: Long Papers)*.

- Zihao Zhao, Eric Wallace, Shi Feng, Dan Klein, and Sameer Singh. 2021. Calibrate before use: Improving few-shot performance of language models. In *Proceedings of the 38th International Conference on Machine Learning*.
- Jiaping Zheng, Luke Vilnis, Sameer Singh, Jinho D. Choi, and Andrew McCallum. 2013. Dynamic knowledge-base alignment for coreference resolution. In *Proceedings of the Seventeenth Conference on Computational Natural Language Learning*.
- Ming Zhong, Da Yin, Tao Yu, Ahmad Zaidi, Mutethia Mutuma, Rahul Jha, Ahmed Hassan Awadallah, Asli Celikyilmaz, Yang Liu, Xipeng Qiu, and Dragomir Radev. 2021a. QMSum: A new benchmark for query-based multi-domain meeting summarization. In *Proceedings of the 2021 Conference of the North American Chapter of the Association for Computational Linguistics: Human Language Technologies*.
- Ruiqi Zhong, Kristy Lee, Zheng Zhang, and Dan Klein. 2021b. Adapting language models for zero-shot learning by meta-tuning on dataset and prompt collections. In *Findings of the Association for Computational Linguistics: EMNLP 2021*.
- Ben Zhou, Daniel Khashabi, Qiang Ning, and Dan Roth. 2019. “going on a vacation” takes longer than “going for a walk”: A study of temporal commonsense understanding. In *Proceedings of the 2019 Conference on Empirical Methods in Natural Language Processing and the 9th International Joint Conference on Natural Language Processing (EMNLP-IJCNLP)*.
- Chunting Zhou and Graham Neubig. 2017. Multi-space variational encoder-decoders for semi-supervised labeled sequence transduction. In *Proceedings of the 55th Annual Meeting of the Association for Computational Linguistics (Volume 1: Long Papers)*.
- Ethan Zhou and Jinho D. Choi. 2018. They exist! introducing plural mentions to coreference resolution and entity linking. In *Proceedings of the 27th International Conference on Computational Linguistics*.
- Fan Zhou, Shengming Zhang, and Yi Yang. 2020. Interpretable operational risk classification with semi-supervised variational autoencoder. In *Proceedings of the 58th Annual Meeting of the Association for Computational Linguistics*.
- Zhi-Min Zhou, Yu Xu, Zheng-Yu Niu, Man Lan, Jian Su, and Chew Lim Tan. 2010. Predicting discourse connectives for implicit discourse relation recognition. In *Coling 2010: Posters*.
- Chenguang Zhu, Yang Liu, Jie Mei, and Michael Zeng. 2021. MediaSum: A large-scale media interview dataset for dialogue summarization. In *Proceedings of the 2021 Conference of the North American Chapter of the Association for Computational Linguistics: Human Language Technologies*.
- Yukun Zhu, Ryan Kiros, Rich Zemel, Ruslan Salakhutdinov, Raquel Urtasun, Antonio Torralba, and Sanja Fidler. 2015. Aligning books and movies: Towards story-like visual explanations by watching movies and reading books. In *Proceedings of the IEEE international conference on computer vision*.
- Zhemin Zhu, Delphine Bernhard, and Iryna Gurevych. 2010. A monolingual tree-based translation model for sentence simplification. In *Proceedings of the 23rd International Conference on Computational Linguistics (Coling 2010)*.
- Zachary Ziegler and Alexander Rush. 2019. Latent normalizing flows for discrete

- sequences. In *Proceedings of the 36th International Conference on Machine Learning*.
- Michał Ziemski, Marcin Junczys-Dowmunt, and Bruno Pouliquen. 2016. The United Nations parallel corpus v1.0. In *Proceedings of the Tenth International Conference on Language Resources and Evaluation (LREC'16)*.
- Markus Zopf. 2018. Auto-hMDS: Automatic construction of a large heterogeneous multilingual multi-document summarization corpus. In *Proceedings of the Eleventh International Conference on Language Resources and Evaluation (LREC 2018)*.