

# Designing An Illumination-Aware Network for Deep Image Relighting

Zuo-Liang Zhu\*, Zhen Li\*, Rui-Xun Zhang, Chun-Le Guo<sup>†</sup>, and Ming-Ming Cheng

**Abstract**—Lighting is a determining factor in photography that affects the style, expression of emotion, and even quality of images. Creating or finding satisfying lighting conditions, in reality, is laborious and time-consuming, so it is of great value to develop a technology to manipulate illumination in an image as post-processing. Although previous works have explored techniques based on the physical viewpoint for relighting images, extensive supervisions and prior knowledge are necessary to generate reasonable images, restricting the generalization ability of these works. In contrast, we take the viewpoint of image-to-image translation and implicitly merge ideas of the conventional physical viewpoint. In this paper, we present an Illumination-Aware Network (IAN) which follows the guidance from hierarchical sampling to progressively relight a scene from a single image with high efficiency. In addition, an Illumination-Aware Residual Block (IARB) is designed to approximate the physical rendering process and to extract precise descriptors of light sources for further manipulations. We also introduce a depth-guided geometry encoder for acquiring valuable geometry and structure-related representations once the depth information is available. Experimental results show that our proposed method produces better quantitative and qualitative relighting results than previous state-of-the-art methods. The code and models are publicly available on <https://github.com/NK-CS-ZZZ/IAN>.

**Index Terms**—Relighting, portrait relighting, rendering, illumination manipulation, geometry encoder.

## I. INTRODUCTION

**R**ELIGHTING, which aims to change the illumination settings of an image under given lighting conditions, has recently attracted widespread interests [1], [2], [3], [4], [5], [6], [7], [8], [9], [10], [11]. Its high practical value promotes its applications across a variety of fields, including mobile imaging, augmented virtual reality, post-processing image editing and e-commerce products visualization.

Thanks to the booming of deep learning [12], [13], [14], deep relighting methods [15], [2], [3], [16], [6], [17], [18], [19], [3], [4], [5] have significantly accelerated the development in the field of relighting. With the assistance of powerful representation ability of deep neural networks, it becomes possible for these methods to relight scenes under more ambiguous inputs and complicated environments. Most of previous methods [3], [16], [6], [17], [18], [19] inherit the overall framework of conventional methods and some modified

NeRFs [20], [21], [22] can also be utilized for relighting. However, these methods suffer from huge data requirements to fit a single scene and weak generalization ability. So a new framework which can ease constraints on data and be utilized in generalized scenarios has been expected.

Recently, Murmann *et al.* proposed an indoor scene multi-illumination dataset [23] which can be used for real scene relighting. They set up a new point of view in the field of relighting, which regards image relighting as an image-to-image translation task. After Helou *et al.* proposed a novel outdoor scene synthetic dataset (*i.e.*, VIDIT [24]) and organized the image relighting competitions in AIM 2020 [7] and NTIRE 2021 [25] based on it, this viewpoint attracts more attentions. The viewpoint considers the unavailability of accurate lighting information in real-world applications, so only image pairs or triplets with depth information are provided for training, lacking specific illumination information. Since relighting is highly ill-posed when accurate illumination properties are unknown [26], [27], this task therefore becomes more challenging. For example, Ramamoorthi and Hanrahan [26] demonstrate that the difference between low-frequency texture and lighting effects is hard to distinguish for most situations.

To tackle relighting on such ill-posed condition, we hope to get inspiration from rendering frameworks. However, instead of previous physics-based networks which directly estimate rendering-related parameters with supervisions by laboriously designed losses. We intend to figure out specific network and modules corresponding with rendering process and design a network intrinsically suitable to relighting without supervisions for intermediate parameters. We mainly establish links between our proposed network and typical ideas of conventional rendering in following aspects: **1)** Hierarchical sampling strategy [28], which has shown its ability and efficiency in voxel rendering. **2)** Spherical harmonic lighting [29], which parameterizes light source with bases of different frequencies. **3)** Physics-based rendering under the spherical harmonic lighting [29], [30], which can be modeled without integral and needs only multiplication.

According to above discussions, we propose an Illumination-Aware Network (IAN) for accurate deep image relighting in this paper. Specifically, as a **simulation of hierarchical sampling**, a pyramid-like architecture is deployed for progressively changing the lighting condition in an image from coarse to fine. In addition, inspired by the idea of physics-based rendering model, we elaborately design an illumination-aware residual block in a two-branch structure. With the guidance from **spherical harmonic lighting** which decouples light into components of different frequencies, we utilize

This work is funded by the National Key Research and Development Program of China (NO. 2018AAA0100400), NSFC (NO. 61922046), The Fundamental Research Funds for the Central Universities, Nankai University, China Postdoctoral Science Foundation (NO.2021M701780).

\* denotes equal contribution.

Z.L. Zhu, Z. Li, C.L. Guo, and M.M. Cheng are with TMCC, CS, Nankai University. C.L. Guo is the corresponding author (guochunle@nankai.edu.cn).

R.X. Zhang is with School of Mathematical Sciences, Peking University.

convolutions with diverse dilation rates to obtain samples under different frequencies and design a statistical-coupled attention branch as illumination descriptor extractor, which models light by diverse statistics. Another branch preserves local geometry- and reflectance-related information. Finally, the multiplication of the illumination descriptor and the geometry-related information implicitly serves as an approximation of **rendering under spherical harmonic lighting assumption**. Besides, considering that depth information is available in many applications, we also introduce a depth-guided geometry encoder which takes the depth map, surface normal, and positional encoding as the inputs, aiming to extract multi-scale geometry and structure information to assist the relighting task.

We evaluate the proposed network on the VIDIT [24] dataset with the absence and the presence of depth information, which correspond to the settings of AIM 2020 [7] and NTIRE 2021 [25] challenges, respectively. Our proposed method outperforms all comparison methods, including the champion solutions of AIM 2020 [7] and NTIRE 2021 [25] both quantitatively and qualitatively. Besides, we also perform evaluations on the Adobe Multi-Illumination dataset which contains real indoor scene, and our results still obtain the best performance in comparison with other methods. Then we apply our method on a portrait relighting dataset (*i.e.*, DPR dataset [4]) and our method surpasses previous methods by a large margin, demonstrating the superiority and robustness of our proposed method.

In summary, our contribution is three-fold:

- We design an illumination-aware network (IAN) which implicitly inherits the idea of physics-based rendering to perform image relighting. Through extensive experiments, we show that our proposed method achieves better performance than other methods while maintaining promising computational efficiency.
- We propose an illumination-aware residual block (IARB) which implicitly conducts rendering process and is suitable for relighting task.
- We introduce a depth-guided geometry encoder to fully extract the geometry- and structure-related features from additional information (*e.g.*, depth, normal, and linear positional encoding). These features assist the network to obtain favorable relighting results.

## II. RELATIVE WORKS

Numerous image relighting methods have been proposed in the literature. Based on the usage of convolutional neural network, we divide these methods into two groups: conventional physics-based method and deep network based methods.

### A. Conventional physics-based methods

Conventional physics-based methods focus on building explicit assumptions and models to approximate effects of illumination in reality efficiently. These assumptions [31] greatly reduce dimensions of light transport function into low-dimensional subspace [31], [32], [33] in order to ease the difficulties in calculation.

Though dimensions of light transport function are highly reduced, fitting a reasonable function still needs hundreds of images of a scene by brute-force searching [34], [1]. Subsequently, to reduce the number of required samples to perform relighting, some works [35], [36] take advantages of the local coherence of light transport matrix in lower dimensions [37] and others [38] involve in human interactions. Decomposing rendering-related factors from given images of a scene [38], [39], [40] is a widely used strategy in relighting, which is known as inverse renderer. Geometry, material, and illumination are usually predicted separately at first. By directly controlling these explicit factors, these methods can re-render given scene and obtain relighting results of good quality.

However, these methods require a complex calibration process, huge computational costs, storage resources, and even specialized hardware (*e.g.*, panorama camera and drone). Rendering-related factors (*e.g.*, geometry, surface reflectance, and environmental illumination) are either estimated by complicated system or measured by specific equipment. The former leads to the accumulation of errors in the whole process and the latter limits the general applications of these methods. Besides, numerous input images with strict constraints are needed to fit a model for a single scene. In contrast, our method is data-driven, and the training data is easy to acquire and access. Once the model is trained, only a single image is needed to perform relighting and the pretrained model can be generalized into diverse scenes.

### B. Deep network based methods

Recently, deep neural networks [41], [14] have shown their potentials on illumination-related manipulation [42], [43], [44], [45], which promotes the development of deep network based methods for relighting task. There are mainly three viewpoints to design relighting networks, namely physics-based viewpoint, neural radiance field viewpoint, and image-to-image translation viewpoint.

1) **Physics-based viewpoint:** Physics based neural network derives from conventional physics-based methods and these methods replace parts of original system with neural networks. Owing to the strong representation ability of neural network, Ren *et al.* [46] and Xu *et al.* [3] simplify the estimation process of light transport function with sparse samples. Inspired by the idea of decomposition, some methods [16], [6], [17], [18], [47] employed different networks with the guidance of corresponding losses to factor an image into multiple components, including albedo, normal, shading, *etc.* To avoid accumulation of errors in decomposition and re-rendering procedure, some concurrent methods only insert the lighting priors (*i.e.*, spherical harmonics [3], [4] and environment map [5]) into the network for directly obtaining the desired relighting results. These methods also inherit disadvantages of conventional physics-based methods. For instance, multiple calibrated images and lighting priors are expensive and laborious to acquire and usually absent in real-world applications. Though the accumulation of errors is eased by robustness of neural network, it is still a problem pending to be further solved.

2) **Neural radiance field viewpoint:** Neural radiance fields directly construct continuous representations for scenes, parameterized as a basic MLP network. Since Mildenhall *et al.* proposed NeRF [48], numerous works have attempted to optimize it. Some works [20], [49] improve the abilities or extend the application scenarios of vanilla NeRF [48]. NeRV [20] enhances the ability for recovering relighting 3D scene representations and NeRF in the wild [49] succeeds in modeling ubiquitous, real-world phenomena in uncontrolled images. Attributed to the representation ability of GAN, GIRAFFE [21] and GARF [22] make scenes editable. These successive works enable to manipulate light condition in a scene, which can be used in relighting. The major disadvantage of these methods is their limited ability in generalization. One pretrained model can only take effect on a single scene. Besides, their inputs contain 3D camera pose and position information, which is inaccessible in some scenarios. In the contrary, our method needs no position information of real-world and can take effect on various scenes. Our method also benefits from few parameters and low computational cost.

3) **Image-to-image translation viewpoint:** Murmann *et al.* [23] attempt to discard explicit graphics prior and regarded the image relighting as the image-to-image translation problem. Shared with similar settings, Helou *et al.* proposed a virtual image dataset [24] for illumination transfer and held image relighting competitions (*i.e.*, AIM 2020 [7] and NTIRE 2021 [25]). The competitions mainly include two tracks named one-to-one relighting and any-to-any relighting. These proposed datasets and competitions motivate researchers to think relighting task from a brand-new viewpoint, namely image-to-image translation viewpoint. Some works involve and adjust existing modules or networks which have shown their representation abilities in other fields. Puthessery *et al.*, winners of AIM 2020, proposed WDRN [50] which employs the wavelet transformation for efficient multi-scale representations. Paul *et al.* [51] applied pix2pix [52] to their framework and utilize adversarial learning to further improve the quality of the generated images. Yang *et al.* [53] took the corresponding depth map into consideration and designed a depth-guided relighting network based on an RGB-D saliency detection method [54]. This type of methods is easier to train than ones from another two viewpoints, for they relieve the constraints exerted on input. These methods consider relighting of general cases, which makes general applications possible. However, existing methods underperform above-mentioned two viewpoints and how to fully explore their ability remains to be solved. Our work follows image-to-image translation viewpoint and extends its boundary of performance. Besides, we blend physics-based ideas implicitly and design modules intrinsically suitable to relighting task.

### III. APPROACH

We define that  $I_{in}$  represents the input image under a pre-defined illumination condition.  $I_{gt}$  represents the ground truth under the desirable illumination condition. Single image relighting aims to translate the input image  $I_{in}$  to another image  $I_{out}$  whose illumination condition is similar with  $I_{gt}$

through a relighting network  $G$ . Considering relighting task commonly does not take substantial environmental changes into account, so above images are from the same scene if without particular explanation.

In terms of task definition, we partially follow AIM 2020 [7] and NTIRE 2021 [25] competitions, which divides relighting task into 2 cases, namely one-to-one relighting and any-to-any relighting. We firstly focus on the former case in the competitions [7], [25] where input and target illuminant settings are pre-determined and fixed for all scenes. In this setting, the output image is formulated as  $I_{out} = G(I_{in}, g_{opt})$  where  $I_{in}$  is the input and  $g_{opt}$  is some optional guidance. Besides, the any-to-any relighting setting in the competitions [7], [25] has only 40 pre-defined illumination condition and cannot fully validate the ability of our model in arbitrary illumination relighting. So we consider a more generalized setting that contains a continuous space of illumination and extend our method to this condition. An additional target light prior  $l_p$  is needed, and the output is formulated as  $I_{out} = G(I_{in}, g_{opt}, l_p)$

In this section, we present an illumination-aware network (IAN) which enables high-resolution relighting image generation of arbitrary scenes. Specifically, we propose a pyramid-like network architecture (see Sec. III-A) along with residual learning strategy. This network architecture progressively manipulate effects of light in order to generate relighting images with fine-grained details and global consistency. Besides, an illumination-aware residual block (IARB) (see Sec. III-B) is proposed to parameterize attributes of light source and to leverage the extracted illumination descriptor for an implicit rendering process. To further utilize depth information, which can be estimated from RGB images or captured by advanced sensors, we propose a depth-guided geometry encoder (DGGE) (see Sec. III-C) shared among levels.

#### A. Illumination-aware Network

As the main body of our network (see Fig. 1), a pyramid-like network architecture [55], [56] utilizes multi-scale information from input images and conducts image relighting in a coarse-to-fine manner. We will introduce this architecture in this section.

For relighting task, owing to the diverse effects of light which entangle with scene attributes, complex information from low-level features (*e.g.*, texture and edge) to high-level features (*e.g.*, class of object) is needed and accounts for the final relighting results. To capture information in various semantic levels, we utilize U-Net [57] like structure which is proven to be effective in numerous previous works [4], [5], [50]. However, a single U-Net is insufficient to tackle with relighting task. Firstly, due to the highly ill-posed property of relighting and diverse effects of light among scales, achieving high-quality relighting results by a single step is too complicated for a single U-Net. Besides, since the resolution of an input image is high and a single-level network has a limited receptive field, such network only concentrates on local features and ignores global cues. Since local features are easily affected by the material and color of the object, it is hard to extract intrinsic attributes of light from them. Consequently, we observed that the results from vanilla U-Net [57] are trapped into local minima due

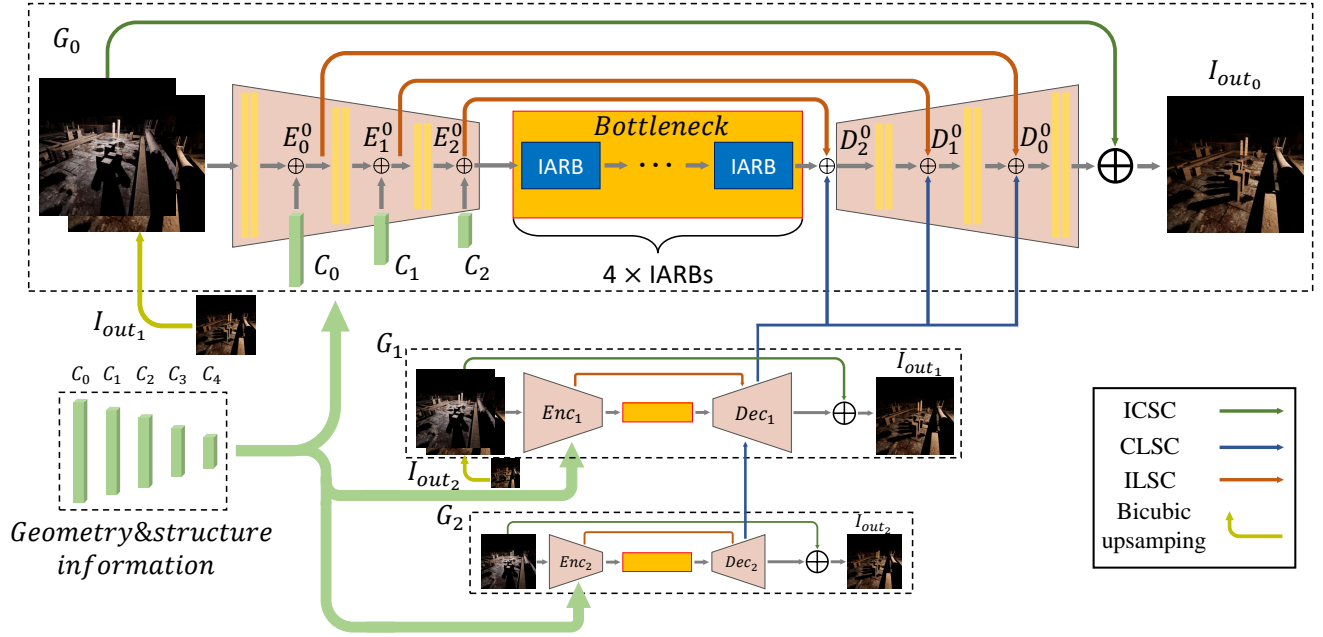


Fig. 1. Overview of the proposed illumination-aware network (IAN). The proposed network is designed as a pyramid-like structure and processes images in a coarse-to-fine manner. Geometry- and structure-related information is provided from depth-guided geometry encoder which will be demonstrated in Sec. III-C. In this figure, ICSC, ILSC and CLSC denote image content, intra-level, and cross-level skip connections, respectively. IARB represents the proposed illumination-aware residual block which will be shown in Sec. III-B. The output of the  $l$ -th level is up-sampled by bicubic interpolation and is concatenated with unprocessed image as input for the  $(l - 1)$ -th level.

to the disability of vanilla U-Net in capturing global light information.

Considering above-mentioned difficulties, we resort to traditional rendering framework to get inspiration. In the field of voxel rendering, hierarchical sampling strategy [28] is designed to tackle similar problems. This strategy arranges voxel rendering in a progressive manner to fulfill this process effectively and efficiently. As previous works revealed [19], [58], relighting task can be seen as a re-rendering process. So hierarchical sampling strategy intrinsically benefits to relighting task. Moreover, humans tend to focus on overall low-frequency and tone changes before they take local structures into account, which refers to a global-to-local architecture.

Motivated by above rendering strategy and human preference, we further extend U-Net [57] to a pyramid-like architecture. Compared with the previous one, the receptive field of this network is tremendously enlarged and is sufficient to capture global information. This design eases the difficulties of task assigned to each pyramid level and promotes the quality of final relighting results.

This pyramid-like architecture has 3 levels in total noted as  $G_0$ ,  $G_1$ ,  $G_2$  from bottom to top. The full resolution input image and the  $2 \times /4 \times$  bicubic down-sample ones are denoted as  $I_{in}$ ,  $I_{in}^{\downarrow 2}$  and  $I_{in}^{\downarrow 4}$ , respectively. The outputs of  $G_0$ ,  $G_1$ ,  $G_2$  are  $I_{out_0}$ ,  $I_{out_1}$  and  $I_{out_2}$ .  $G_0$  takes  $I_{in}$  and  $I_{out_1}^{\uparrow 2}$  which is  $2 \times$  bicubic up-sampled output of  $G_1$  as input.  $G_1$  takes  $I_{in}^{\downarrow 2}$  and  $I_{out_2}^{\uparrow 2}$  which is  $2 \times$  bicubic up-sampled output of  $G_2$  as input.  $G_2$  only takes  $I_{in}^{\downarrow 4}$  as input, for no previous output is available. For each level, an encoder down-samples features for 2 times and a decoder up-samples them correspondingly, which resembles a U-Net [57]. A bottleneck comprised of 4 illumination-aware residual blocks bridges the encoder and the

decoder. We will detail this residual block in Sec. III-B.

To alleviate illumination invariant information loss during encoding, we utilize intra-level skip connections (ILSC) as:

$$D_i = D_i + E_i, \quad (1)$$

where  $D_i$  and  $E_i$  denote the features from encoder and decoder at the same pyramid level, respectively.  $i$  represents the times of down-sampling at current level. Since all features involved in the above equation are in the same pyramid level, we ignore the superscript which presents the number of pyramid level.

As higher levels already modeled global illumination changes, we preserve them when modeling local influences of light. Besides, every level is similarly assigned to relight image in a residual manner, so information is intrinsically shared among levels. It is more reasonable to refine features of previous level instead of encoding brand-new features in each level. To achieve the proposals, we introduce a cross-level skip connection (CLSC). This skip connection directly feeds information from a smaller scale to a larger one at the decoder side in order to reinforce scale-specific information learning in current resolution. This strategy also contributes to decoupling light effects on different scales, for the upper level only needs to take charge of modeling global information, regardless of local details that lower levels take charge of. The CLSC can be formulated as:

$$D_i^l = D_i^l + [D_i^{l+1}]_{\uparrow 2}, \quad (2)$$

where  $l$  represents the level in the pyramid-like structure, and  $[D_i^{l+1}]_{\uparrow 2}$  represents bilinear up-sampled features for 2 times from previous level.

Although the CLSC succeeds in preserving illumination invariant information, detailed textural information is hard to

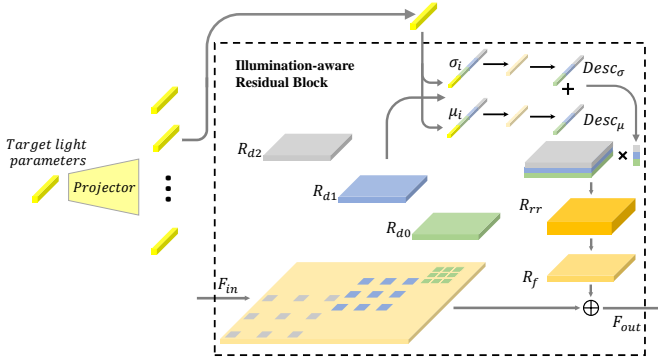


Fig. 2. Structure of the proposed illumination-aware residual block (IARB). This delicate block implicitly embeds rendering process and is able to utilize various statistics under diverse sampling frequencies to obtain an accurate light descriptor. Along with a target light projector, IARB further enables the manipulation of light condition.

fully reconstruct during decoding. As the domain of inputs and outputs of the network are consistent, differing from the vanilla U-Net [57] designed for segmentation, an image content skip connection (ICSC) is used to directly deliver input images to the output side of network for retaining fine-grained textural details. Besides, the CLSC makes decoders aware of cross-scale information, while encoders are blind to it. To extract the most beneficial features at the encoder side, up-sampled output from previous level is taken as part of input, which helps encoders be aware of cross-scale information as well. Eventually, entire pipeline is formulated as:

$$I_{out_l} = \begin{cases} G_l(I_{in}^{\downarrow 2^l}) + I_{in}^{\downarrow 2^l} & l = 2 \\ G_l(\text{cat}(I_{in}^{\downarrow 2^l}, I_{out_{l+1}}^{\uparrow 2})) + I_{in}^{\downarrow 2^l} & \text{otherwise} \end{cases} \quad (3)$$

where  $\text{cat}$  represents a concatenation operator.

### B. Illumination-aware residual block

Physics-based rendering model which has shown its strong ability in computer graphics is defined as:

$$I(x, \omega_o) = \int_{\Omega} f(x, \omega_i, \omega_o) L(x, w_i) n \cdot \omega_i d\omega_i, \quad (4)$$

where  $f(x, \omega_i, \omega_o)$  denotes Bidirectional Reflectance Distribution Function,  $L(x, w_i)$  is the radiance that arrives at the point  $x$  from the incoming direction  $\omega_i$ ,  $n$  is the surface normal at current position, and  $\omega_o$  is the outgoing direction. Inspired by this, we attempt to design a module to implicitly embed this process into our network, as shown in Fig. 2. Due to the difficulties in directly calculating integral in Eqn. (4), we utilize the spherical harmonic lighting to approximate original light condition. We replace the integral and  $L(x, w_i)$  with  $c_j \odot Y_j$  where  $Y_j$  is the  $j$ -th spherical harmonic basis and  $c_j$  is its coefficient. Finally, Eqn. (4) is rewritten as Eqn. (5):

$$I(x, \omega_o) = \sum_j \underbrace{[f(x, \omega_i, \omega_o) \odot (n \cdot \omega_i)]}_{\text{surface attributes}} \odot \underbrace{[c_j \odot Y_j]}_{\text{light}}, \quad (5)$$

where  $\odot$  represents the element-wise scalar product and  $\cdot$  is the dot product.

The Eqn. (5) can be divided into 2 parts. The first part  $f(x, \omega_i, \omega_o) \odot (n \cdot \omega_i)$  is mainly related to the geometry

and texture attributes of objects. The second part  $c_j \odot Y_j$  describes the attributes of light. Corresponding to the two parts of Eqn. (5), we hope to design a module which has two abilities accordingly. One is the illumination-aware ability. We hope this module to extract a credible spatial-invariant illumination descriptor which represents a specific group of spherical harmonic coefficients implicitly. Then this descriptor is projected into a desirable descriptor which offsets the effects of old illumination and exerts influences of new one. Another is the geometry-maintenance ability. This module should preserve local surface features which contain textures, surface normals, and positional information.

We first describe how to design a module that can extract the light descriptor under the spherical harmonic lighting assumption, which represents the lights by several bases in different domain. The coefficients of bases in spherical harmonic lighting are calculated as Eqn. (6):

$$c_j = \sum_{\omega} F_{light}(\omega) \cdot Y_j, \quad (6)$$

where  $F_{light}(\omega)$  is the function which represents the global illumination and  $\Omega$  is the set of frequencies.

Noted that the convolution in the spatial domain is the multiplication in frequency domain, we intuitively utilize kernels with diverse dilation rates which bring diverse sample rates as different bases in spherical harmonic lighting. In practice, we utilize dilation rates ranging from 1 to 3 and stack several modules to simulate dilation rates in a larger range. The outputs of dilation convolutions are formulated as:

$$R_{ori} = \{R_{d0}, R_{d1}, R_{d2}\}. \quad (7)$$

Besides, the concatenation and the linear projection can be seen as a generalized case of summation (The summation can be written as  $sum = \mathbf{w}^T f$  when  $\mathbf{w}^T = \mathbf{1}^T/N$ , where  $f$  is the concatenated feature and  $N$  is the dimension of  $f$ ). Thus, we replace the summation with the concatenation and the linear projection, and we convert the convolution in the spatial domain to the multiplication in the frequency domain to build the connection between the proposed illumination-aware residual block (IARB) with Eqn. (6). The approximation of Eqn. (6) in our IARB can be formulated as:

$$Desc_{\mu} = \mathbf{Linear}(\text{cat}(f_k * f_f)) \xrightarrow{\mathcal{F}} \sum_k^{k \in \mathcal{K}} [w_k \cdot F_f(\omega)] \cdot F_k(\omega), \quad (8)$$

where  $F_k(\omega)$  and  $F_f(\omega)$  are the representation of convolution kernels and features in the frequency domain respectively,  $f_k, f_f$  are their representations in the spatial domain respectively ( $f_k * f_f \in R_{ori}$ ),  $w_k$  is the weight in linear projection for the  $j$ -th kernel,  $\mathcal{K}$  is the set of kernels,  $\mathcal{F}$  presents the Fourier transformation and  $*$  is the convolution operation. Now we obtain the first item  $Desc_{\mu}$  to describe attributes of light source. Besides, we also introduce  $Desc_{\sigma}$  which is the deviation of features to measure non-linear relations for a better model of lighting. Then considering the invariance of the illumination condition in a scene, we conduct a global average pooling before linear projection to obtain a 1D feature to diminish

influences caused by spatial positions. In practice,  $Desc_\mu$  and  $Desc_\sigma$  are calculated as:

$$Desc_\mu = F_\mu(\mu), \mu = [\mu_1, \dots, \mu_c], \quad (9)$$

$$\mu_i = \frac{1}{H \times W} \sum_{j,k}^{H,W} R_i(j, k), \quad (10)$$

$$Desc_\sigma = F_\sigma(\sigma), \sigma = [\sigma_1, \dots, \sigma_c], \quad (11)$$

$$\sigma_i = \sqrt{\frac{1}{H \times W} \sum_{j,k}^{H,W} (R_i(j, k) - \mu_i)^2}, \quad (12)$$

where  $\mu_i$  and  $\sigma_i$  are the mean and standard deviation of the  $i$ -th channel of features  $R_{ori}$  respectively.

Except for the branch to extract attributes of light, another branch is designed to preserve spatial information correlated with normals, textures. Eventually, this module has two components corresponded to two above-mentioned abilities, and we obtain two items which represent surface attributes and light conditions respectively as:

$$\frac{Desc_\mu + Desc_\sigma}{2} \sim [c_j \odot Y_j], \quad (13)$$

$$R_{ori} \sim [f(x, \omega_i, \omega_o) \odot (n \cdot \omega_i)]. \quad (14)$$

So the rendering process in Eqn. (5) express as Eqn. (15) in network and  $R_{rr}$  is the re-rendered feature:

$$R_{rr} = R_{ori} \odot \frac{Desc_\mu + Desc_\sigma}{2}. \quad (15)$$

For matching the original feature space, we use a  $3 \times 3$  convolutional layer to compress the re-rendered feature  $R_{rr}$ . Eventually, due to the orthogonality of spherical harmonic lighting, this module can modify a subset of lighting components without influencing others. We thus can simply add the re-rendered feature to the original one, and the output feature  $F_{out}$  is calculated as:

$$F_{out} = C_f(R_{rr}) + F_{in}. \quad (16)$$

To fully model light conditions under a spherical harmonic setting, we utilize multiple modules to re-render different lighting components as the summation process in Eqn. (5).

In order to further enable manipulation of light condition, we design a target light projector which receives parameterized light as input and produces its descriptors as illumination guidance for IARBs. The modified IARB for manipulation of light condition calculates the illumination descriptor as

$$Desc_{\mu/\sigma} = F_{\mu/\sigma}(\text{cat}(\mu/\sigma, l_p)), \quad (17)$$

where  $l_p$  is the target illumination prior under spherical harmonic lighting assumption. Compared with the previous SOTA method in the portrait relighting task (*i.e.*, DPR [4]), our method designs a unique way for arbitrary illumination manipulation. DPR [5] directly concatenates image features with lighting features from the encoder and feeds them into its decoder. This way broadcasts the 1D lighting parameters to a

3D tensor whose size matches that of the image, which brings highly redundant and memory consumption. Considering the invariance of global illumination in a scene, the network should describe illumination in a 1D representation. According to this intuition, we investigate the attention mechanism for lighting prior injection and progressively manipulate the illumination condition. To the best of our knowledge, our method is the first one which utilizes the attention mechanism to represent illumination conditions. Owing to the attention mechanism, we maintain the lighting parameters in the 1D shape in the entire procedure, which achieves a better efficiency.

### C. Depth-guided geometry encoder

Depth is important information for relighting task to make the network understand 3D dependencies. In order to take fully advantages of depth, we further introduce surface normal derived from depth, which is strongly related to the local brightness of surface and the orientations of reflected light. Besides, normal fetches detailed structural information and is conducive to local structure preservation. We firstly select depth and normal as additional inputs which promote network to understand more complicated geometric and structural information for guiding relighting. When only depth is given, we can calculate surface normal based on the following formulation:

$$\begin{aligned} \vec{n}_{x,y} &= \frac{(\frac{\partial D_{x,y}}{\partial x}, \frac{\partial D_{x,y}}{\partial y}, -1)}{|\vec{n}_{x,y}|}, \\ &= \frac{(\frac{D_{x+1,y} - D_{x-1,y}}{2}, \frac{D_{x,y+1} - D_{x,y-1}}{2}, -1)}{|\vec{n}_{x,y}|}. \end{aligned} \quad (18)$$

Besides, the convolution is shift-invariant, which means image patches at any position are treated equally, while the intensity of incident light depends on the global position in an image. The convolution is blind to such global positional information [59], [60]. To alleviate this problem, we utilize positional encoding, which encodes global distance into local patches to assist the convolution to be aware of global distance. Widely used sinusoidal positional encoding [61] encodes positional information through sine and cosine functions with different periods. It needs lots of channels and is memory-consuming in the high-resolution case. So we choose to use a light-weight linear positional encoding based on the Cartesian coordinate that encodes positional information by a 2D feature:

$$PE(x, y) = 2 \cdot \left[ \frac{x}{W}, \frac{y}{H} \right] - 1. \quad (19)$$

The value range of the linear positional encoding is  $[-1, 1]$ .

We feed the above three guidance (*i.e.*, depth, normal, and positional encoding) into the proposed depth-guided geometry encoder (DGGE) to extract geometry- and structure-related features as illustrated in Fig. 3, aiming to assist the network in understanding geometric relationships in scenes and in re-covering structure details in shadows. To establish connections among levels for encoding the shared information, we design an encoder shared among levels. The DGGE has 5 stages and provide 5 intermediate feature maps in total. We attempt to utilize as much information from depth as possible, so we

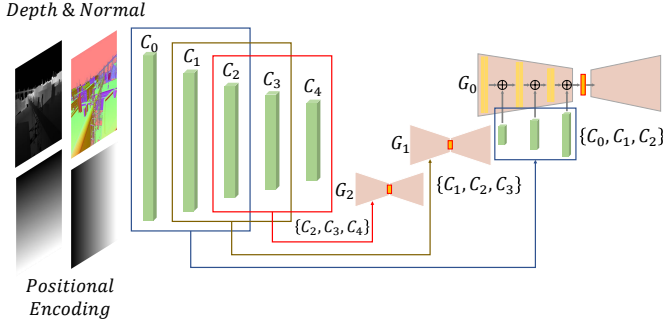


Fig. 3. Illustration of depth-guided geometry encoder (DGGE). DGGE has 5 levels in total and each level in the form of “[ReLU-Conv]  $\times 2$ ”. This encoder is used to extract geometry- and structure-related features from additional information.

densely merge features into the main stem. To achieve dense merging, 5 intermediate feature maps are overlappingly divided into 3 groups as  $\{C^0, C^1, C^2\}$ ,  $\{C^1, C^2, C^3\}$ ,  $\{C^2, C^3, C^4\}$ . Besides, this design is memory-efficient and suitable to relighting on the high resolution. These groups of features correspond to 3 levels of network. Then they are merged with RGB features extracted by the encoders in the pyramid-like architecture:

$$E_i^l = E_i^l + C^{l+i}. \quad (20)$$

In this way, we enrich those RGB features by extracting geometry- and structure-related information.

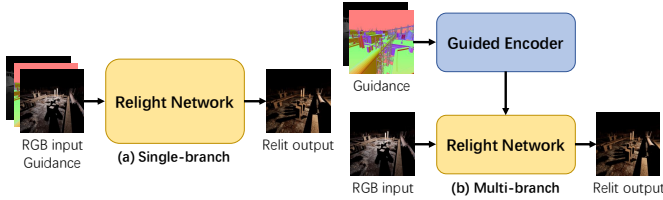


Fig. 4. Two groups of methods in the respect of guidance usage. The first group named ‘single-branch method’ simply concatenates RGB images with guidance and the second one named ‘multi-branch method’ individually encodes images and guidance. Our method belongs to the second group.

**Discussions.** Basically, the existing relighting methods can be divided into two groups in the respect of guidance usage, as illustrated in Fig. 4. The first group of methods [25], [62] concatenate RGB images with guidance and feed them together into a single-branch network. However, they ignore the diversity in the distributions of RGB images and guided information, leading to inferior results. The second group of methods [62] develop an additional branch to individually extract guided information. Our method belongs to this group as well. Along with this idea, we make several modifications for a further improvement in performance. Except for depth, we detect two extra guided information (*i.e.*, surface normal and linear positional encoding). Surface normal derived from depth serves as an indispensable role in traditional rendering. Linear positional encoding considers the bias caused by diverse positions in the image while convolutions alone are unable to recognize such bias due to its shift-invariance. Besides, we reveal that the finest information on the original resolution is crucial. Nevertheless, previous methods [62] only fuse features

after down-sampling. We also take efficiency into account. Previous methods (*e.g.*, MBNet [53] and ADNet [25]) utilize complicated modules to conduct information fusion, which lead to highly redundant. Our method proves that simple addition operation is sufficient, which is friendly for high-resolution applications in practical usage.

#### D. Implementation Details

Our proposed network is jointly trained by optimizing reconstruction loss and grayscale SSIM loss to balance the fidelity of color and regional consistency of luminance.

**Loss function.** SSIM loss [63] has been widely used in relighting task [50], [64], [53], [19] to enhance the structure consistency. Since L1 loss has already supervised color fidelity, we intend SSIM loss [63] to pay more attention to illumination consistency rather than color consistency. Thus, we further alter it to grayscale version as

$$L_{SSIM}(\phi(I_{out}), \phi(I_{gt})) = 1 - SSIM(\phi(I_{out}), \phi(I_{gt})). \quad (21)$$

where  $\phi$  means the function that converts color image into grayscale one,  $I_{out}$  is a relighting image and  $I_{gt}$  is the ground truth. Gradient loss are also utilized to yield sharper results [23], which can be formulated as

$$L_{Gradient} = \sum_x \sum_y \|\nabla I_{out}(x, y) - \nabla I_{gt}(x, y)\|_2,$$

$$\nabla I(x, y) = \left( \frac{\partial I(x, y)}{\partial x}, \frac{\partial I(x, y)}{\partial y} \right),$$

$$\frac{\partial I(x, y)}{\partial x} = I(x + 1, y) - I(x - 1, y),$$

$$\frac{\partial I(x, y)}{\partial y} = I(x, y + 1) - I(x, y - 1),$$

where  $I(x, y)$  means pixel value of  $I$  at position  $(x, y)$ .

For the  $l$ -th level, the total loss is

$$L^l(I_{out}, I_{gt}) = \alpha L_1(I_{out}, I_{gt}) + \beta L_{SSIM}(\phi(I_{out}), \phi(I_{gt})) + \gamma L_{Gradient}(I_{out}, I_{gt}). \quad (23)$$

All levels of the pyramid-like architecture utilize the same form of the loss function. So the final loss is

$$L = \sum_{l=0}^2 \mu^l L^l(I_{out}, I_{gt}). \quad (24)$$

We assign the same weight for each level, where  $\mu^0 = \mu^1 = \mu^2 = 1.0$ . The choice will be discussed in Sec. IV-C.

**Network details.** In practice, our network has three levels and each level shares the same encoder-bottleneck-decoder structure, which has 2.67M parameters in total. The detailed structure is presented in Tab. I, where  $(k \times k, ch, s)$  represents a  $k \times k$  convolution with stride  $s$  whose output has  $ch$  channels. The bottleneck consists of 4 IARBs. In IARB, channels of each dilated convolution are 48 as well. Note that IARB has convolutions with 3 different dilation rates, the intermediate channels are 144, and we utilize a  $3 \times 3$  convolution to reduce number of channels back to 48. The structure of light projection module (*i.e.*, Projector) is also presented in Tab. I.  $X \rightarrow Y$  means a linear layer which project an  $X$ -dimension input to a  $Y$ -dimension output.

TABLE I  
DETAILS OF ENCODER, DECODER, AND LIGHT PROJECTION MODULES.

Module	Structure	Output size
Encoder	$\left[ \begin{array}{l} (3 \times 3, 48, 1) \& ReLU \\ (3 \times 3, 48, 2) \& ReLU \end{array} \right] \times 2$	$H \times W \times 48$
	$\left[ \begin{array}{l} (3 \times 3, 48, 1) \& ReLU \\ (3 \times 3, 48, 2) \& ReLU \end{array} \right] \times 1$	$\frac{H}{2} \times \frac{W}{2} \times 48$
	$\left[ \begin{array}{l} (3 \times 3, 48, 1) \& ReLU \\ (3 \times 3, 48, 2) \& ReLU \end{array} \right] \times 1$	
	$(3 \times 3, 48, 1)$	$\frac{H}{4} \times \frac{W}{4} \times 48$
Bottleneck	IARB $\times 4$	
Decoder	$ReLU$	
	$\left[ \begin{array}{l} (3 \times 3, 48, 2) \& ReLU \\ Bilinear \ 2 \times \end{array} \right] \times 3$	$\frac{H}{2} \times \frac{W}{2} \times 48$
	$\left[ \begin{array}{l} (3 \times 3, 48, 1) \& ReLU \\ Bilinear \ 2 \times \end{array} \right] \times 3$	$H \times W \times 48$
	$\left[ \begin{array}{l} (3 \times 3, 48, 1) \& ReLU \\ (3 \times 3, 3, 1) \end{array} \right] \times 3$	$H \times W \times 3$
Projector	$\left[ \begin{array}{l} 9 \rightarrow 1024 \& ReLU \\ 1024 \rightarrow 1024 \& ReLU \end{array} \right]$	1024
	$\left[ \begin{array}{l} 1024 \rightarrow 12 \times 192 \end{array} \right]$	$12 \times 192$

## IV. EXPERIMENT

### A. Datasets

We train and test our proposed method on the Virtual Image Dataset for Illumination Transfer (*i.e.*, VIDIT [24]), which is utilized in AIM 2020 [25] and NTIRE 2021 [7] competitions. It contains 15,600 images rendered by Unreal Engine 4 which are captured from 390 virtual different outdoor scenes. Miscellaneous objects with various surfaces and materials appear in VIDIT [24] dataset, such as metal, wood, stone, water, plant, fabric, smoke, fire, plastic, *etc.* The illumination settings are all the combinations of 5 color temperatures (2500K, 3500K, 4500K, 5500K and 6500K) and 8 light directions (N, NE, E, SE, S, SW, W, NW). The size of images is  $1024 \times 1024$  and corresponding depth maps of the same size are provided as well. Similar with AIM 2020 and NTIRE 2021 competitions, we mainly force on 2 specific illumination settings ( $\theta_i = North, T_i = 4500K; \theta_o = East, T_o = 6500K$ ) for one-to-one relighting task. Specifically, we convert images under illumination setting ( $\theta_i = North, T_i = 4500K$ ) to ones under another ( $\theta_o = East, T_o = 6500K$ ). 300 images in total are used for training and 45 images are used for validation. This setting is the same as when we participated the one-to-one relighting track [25] in NTIRE 2021 competition. Under this setting, our team named 'MCG-NKU' achieves the best performance on the VIDIT [24] validation set.

Besides, we validate the proposed method on a dataset which captures from indoor scenes, *i.e.*, Multi-Illumination dataset [23]. This dataset consists of 1016 interior scenes in 95 different rooms throughout 12 residential and office buildings. Each scene is filled with miscellaneous objects and clutter of various materials, which decorate in a typical domestic and office style. All images are photographed under 25 pre-determined illumination settings. 25400 images whose size is  $1500 \times 1000$  and dense material labels segmented

by crowd workers are provided. HDR images obtained by merging exposures are furnished as well. In our experiment, we take *dir\_0* as input illumination settings and *dir\_17* as output illumination settings in dataset to train all methods for evaluation. On this dataset, 985 images are used for training and 30 images are used for validation.

We also conduct experiments on a domain-specific relighting dataset which is proposed by DPR [4] (*i.e.*, DPR dataset). The DPR [4] dataset is built on the high-resolution CelebA [65] dataset (*i.e.*, CelebA-HQ) which contains 30,000 face images from the CelebA [65] dataset with size of  $1024 \times 1024$ . For each image, they randomly select 5 lighting conditions from a lighting prior dataset to generate relit face images, leading to 138,135 relit images. The authors of DPR [4] do not release their test dataset and detailed test setting, so we separate the images for the last 100 human faces under two diverse light conditions as test pairs. The remainder pairs are used for training in our experiment.

### B. Training details

The parameters of our IAN are initialized by Xavier initialization [66]. We use Adam [67] optimizer during training.

On VIDIT [24] dataset, we train the network for 24k iterations in total and utilize horizontal flip as data augmentation. Specifically, We select images of light source in the west and utilize horizontal flipping to fabricate images of light source in the east. We directly feed full resolution images whose size is  $1024 \times 1024$  into network. The weights of losses are set to  $\alpha = 1.0, \beta = 0.5, \gamma = 0.0$ . For other comparison methods, we keep training settings in original papers for ones which conducted experiments on the VIDIT [24] dataset and use our training settings for ones which did not. On Multi-Illumination [23] dataset, we train our network for 120k iterations. We remove the DGGE when train on this dataset, for depth or normal information is unavailable. For a fair comparison, the weights of losses are set to  $\alpha = 1.0, \beta = 0.0, \gamma = 0.5$ , following the setting for training the baseline on Multi-Illumination [23] dataset. Due to the limitation of GPU memory, we crop images to  $992 \times 992$  in training. For fair comparison, all comparison methods on Multi-Illumination [23] dataset are trained under the same setting. Our IAN is trained under our setting as mentioned in Sec. IV-A. Owing to the light projection module, one pretrained model of our IAN can manipulate arbitrary light condition. We utilize both the official pretrained model and retrain DPR [4] under our setting for comparison. Both methods are trained for 144k iterations on full resolution images, and we follow the loss setting in their paper [4] as  $\alpha = 1.0, \beta = 0.0, \gamma = 1.0$ .

For all experiments, learning rate is set to  $1e - 4$  and batch size is set to 5. We train our IAN on one NVIDIA RTX TITAN and each 10k iterations consume about 6 hours.

### C. Ablation studies

In this section, we show ablation studies we conduct to set forth the effectiveness of our method and give detailed analyses about the proposed modules. We mainly investigate four factors influencing the performance of our proposed network. We



validate the effectiveness of the proposed illumination-aware residual block (IARB) firstly and then discuss the choice of loss weights. Besides, various skip connections which are introduced in our work are experimented. At last, diverse additional information fed to DGGE will be analyzed. All ablation studies are conducted on the VIDIT [24] dataset.

**Number of levels.** Image pyramid is an effective tool to utilize multi-scale information. With the increase of levels, total calculating cost will slightly grow, due to the decrease of image scale in each newer level. However, introducing excessive levels brings redundant parameters and may lead to over-fitting problem. We thus examine how the number of pyramid level effects the performance of network and find a balance between efficiency and performance. We conduct experiments for  $L = 1, 2, 3, 4$  and the results are shown in Tab. II.

TABLE II  
QUANTITATIVE EVALUATION FOR DIFFERENT LEVELS.

Levels	PSNR	SSIM	Parameters	GMacs
$L = 1$	19.19	0.7116	943.51k	203.22
$L = 2$	19.49	0.7213	1.81 M	245.43
$L = 3$	19.70	0.7234	2.67 M	255.99
$L = 4$	19.84	0.7300	3.53 M	258.63

As Tab. II shown, performance continuously increases when the number of pyramid level grows. However, quantities of parameters need to be stored when too many levels are involved in, which makes the network less efficient. So we finally set the number of pyramid levels  $L$  to 3.

**Choice of loss weights.** The loss weights of three levels in the network are set individually. In this part, we investigate how the choice of loss weights influences the final performance.

We first conduct experiments on loss weights among levels. Intuitively, it is beneficial to increase loss weight with respect to the level, for the eventual aim of network is to obtain high-resolution relighting results on the finest level. However, if we increase loss weights on finer levels too much, the network will degrade to a single large UNet-like network and lose its ability in progressive modeling. Contrarily, if we decrease loss weights, network undoubtedly outputs results ignored local details, which hinders the performance of the network. We conduct experiments to prove above hypothesis. As shown in Tab. III, the results reveal that neither increasing nor decreasing is a good option. We finally select to assign the equal weight on each level, which shows the best performance in our experiments.

TABLE III  
QUANTITATIVE EVALUATIONS FOR LOSS WEIGHTS AMONG LEVELS.

Zoom ratio	PSNR	SSIM
10.0×	19.42	0.7031
5.0×	19.52	0.7147
1.0×	19.70	0.7234
0.5×	19.53	0.7206
0.1×	19.52	0.7206

**Investigation on IARB.** The proposed IARB serves as an important role in the IAN, which is designed based on the conventional ideas of rendering. In this section, we confirm

the effectiveness of components of IARB in Tab. IV and in Fig. 7. How the number of IARBs influences the performance is shown in Tab. V.

TABLE IV  
QUANTITATIVE EVALUATIONS FOR IARB.

Method	w/ guidance		w/o guidance	
	PSNR	SSIM	PSNR	SSIM
vanilla	19.24	0.7123	18.02	0.6717
w/o att	19.28	0.7184	18.05	0.6741
w/o dilated	19.46	0.7208	18.16	0.6728
mean att	19.43	0.7223	18.17	0.6722
std att	19.62	0.7201	18.18	0.6527
full model	19.70	0.7234	18.27	0.6861

In Tab. IV, ‘vanilla’ represents vanilla residual block [14], ‘w/o att’ means IARB without our statistical-coupled attention mechanism, ‘w/o dilated’ denotes vanilla residual block with our proposed attention, ‘mean att’ represents dilated residual block with only mean attention and ‘std att’ denotes dilated residual block with only standard deviation attention.

From Tab. IV, we can see that the performance decreases dramatically without the proposed statistical-coupled attention mechanism, indicating the significance of decoupling illumination descriptors. Only involving attention mechanism is also insufficient for acquiring accurate illumination descriptor under diverse frequencies. Without distant samples obtained by dilated convolution, receptive field of the block is constrained and acquired descriptors thus become unreliable. We also examine mean attention and standard deviation attention, respectively, which proves the effectiveness of these illumination-related statistics. In particular, standard deviation brings the most striking improvement, which indicates this statistic has a strong correlation with high frequent components of light as discussed in Sec. III-B.

Besides, we display the qualitative results from these variants in Fig. 7. We can see that compared with other variants, our full model is superior in these aspects. Among all results from the first and second row, only our full model can generate shadows in correct direction and position. Without the usage of two-branch structure, the ‘vanilla’ and ‘w/o att’ module cannot extract precise light information. So we observe shadows from these variants are in wrong directions as shown in the first and second row. Without dilated conventions, the ‘vanilla’ and ‘w/o dilated’ module fail to capture long-distance dependencies which are crucial for the consistency of illumination. As a result, generated shadows or relit surfaces from these variants are hollow or broken. Besides, only mean descriptor or deviation descriptor is insufficient to model the attributes of light source. So surface in the results of ‘mean att’ and ‘std att’ which should be relit remains dark in the last row. Owing to a large receptive field from dilated convolutions and precise modeling of light by diverse statistics, our method generates relighting images of high visual quality. Through these examples, we reveal the strong ability of proposed IARB in modeling light and relighting images. Without our IARB, the ability of network in illumination-awareness is highly reduced, and it cannot extract precise attributes of light source for further light manipulation.




Fig. 5. Representative results (w/o guidance). We select methods in AIM 2020 [7], including DRN [68], WDRN [50]. We also select prestigious image-to-image translation method pix2pix [52] and portrait relighting method DPR [4].




Fig. 6. Representative results (w/ guidance). We compare our method with award-winning methods in NTIRE 2021 [25], including MBNet [53] and OIHDR-Net [19].

TABLE V  
QUANTITATIVE EVALUATION FOR DIFFERENT NUMBER OF BLOCK(S).

Levels	PSNR	SSIM	Parameters	GMacs
$N = 1$	19.09	0.7147	1.50 M	223.76
$N = 2$	19.28	0.7149	1.89 M	234.50
$N = 3$	19.51	0.7179	2.28 M	245.24
$N = 4$	19.70	0.7234	2.67 M	255.99
$N = 5$	19.74	0.7111	3.06 M	266.73
$N = 6$	19.71	0.7203	3.45 M	277.47

Besides, we conduct experiments on number of IARBs

in order to further prove the effectiveness of our proposed module and to find the optimal number in practical usage. We experiment the number from 1 to 6 and the results is in Tab. V. While the number of IARBs increases, the performance increases correspondingly, which proves that IARB indeed benefits to relighting task. However, due to inaccessibility of large amount of data, the performance reaches a plateau, which indicates network saturates after number of blocks exceeds 4. So we eventually select 4 blocks in our settings.

**Investigation on skip connections.** Previous works [50], [69], [4] introduce skip connections aiming to ease the difficulty



Fig. 7. Qualitative comparisons between our IARB with other variants. The results reveal the strong ability of proposed IARB in modeling light and relighting images.




Fig. 8. Once we remove cross-level skip connection, reconstruction information from high levels is hard to transfer across levels, which makes network likely to generate images whose local and global illumination is incoherent. We highlight artifacts in images by red rectangle boxes.

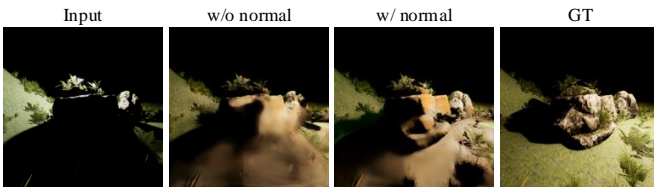


Fig. 9. Normal is the most significant information among all additional information. Without it, network cannot reconstruct detailed structures in dark environment.

of training or to share information among scales. We utilize various skip connections in our network as well. In our work, three kinds of skip connections are introduced and named cross-level skip connection (CLSC), intra-level skip connection (ILSC), and image content skip connection (ICSC), respectively.

In this section, we conduct experiments about these skip connections and discuss their contributions in the proposed

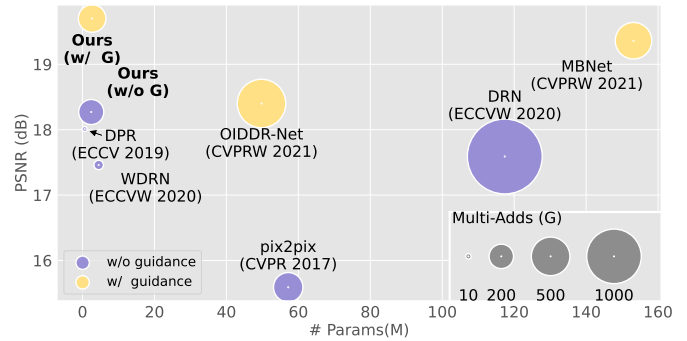


Fig. 10. Comparison about performance, computational cost and number of parameters.

network. Tab. VI shows how objective metrics changes when we remove specific skip connections. As demonstrated in

TABLE VI  
QUANTITATIVE EVALUATION FOR DIVERSE SKIP CONNECTIONS. ‘W/’ AND ‘W/O’ REPRESENT ‘WITH’ AND ‘WITHOUT’, RESPECTIVELY.

Type	PSNR	SSIM
full model	19.70	0.7234
w/o ICSC	19.54	0.7104
w/o ILSC	19.49	0.7172
w/o CLSC	19.53	0.7159
w/o all SC	19.18	0.7027

Sec. III-A, CLSC enables the networks to be aware of global illumination when higher levels refine local details. Once we remove CLSC, we can observe conflicts between local details and global illumination, which leads to severe artifacts in relighting images as shown in Fig. 8. ILSC and ICSC aim to transfer illumination invariant attributes to decoder side directly. If we remove ILSC or ICSC connections, the detailed structures and object textures are hard to reconstruct, leading



Fig. 11. Representative results on multi-illumination dataset. We present enlarged noteworthy patches in the lower right corner of overall images for detailed comparison.

to the performance drop.

**Investigation on depth-guided geometry encoder.** Depth-guided geometry encoder (DGGE) uses provided depth information, estimated surface normal and the positional encoding as input. These additional information is evaluated as in Tab. VII by removing depth, surface normal, and linear positional encoding, respectively. Full model means utilizing all aforementioned guidance. Bare model means the model that removes DGGE, indicating there is no additional input information. Results reveal that surface normal brings the

with high fidelity. As shown in Tab. VII, after removing positional encoding, PSNR drops slightly while SSIM [70] drops heavily, which indicates that positional encoding exerts the influence on structural consistency.

#### D. Comparisons with state-of-the-art methods

In this section, we compare our method with other state-of-the-art (SOTA) relighting methods. The methods without depth guidance are mainly from AIM 2020 [7] competition, including WDRN [50] which won the first position of AIM 2020 [7] and DRN [68] which achieves the best PSNR score. The methods with depth guidance are from NTIRE 2021 [25] competition<sup>1</sup>, including MBNet [53] which won the first position of NTIRE 2021 [25] and OIHDR-Net [19] which is the runner-up method. Besides, we select pix2pix [52] which is a typical image-to-image translation method and DPR [4] which is a SOTA portrait relighting method for further comparison. For DPR [4], we train a variant which removes light prediction module, because accurate light setting to train light prediction module is not provided in one-to-one relighting task. For quantitative comparison, PSNR and SSIM [70] metrics are applied on RGB channel of relit results. Moreover, the LPIPS metric [71], which is proven to be highly correlated with human ratings [72], is also used for evaluation.

**Efficiency.** In this part, we give quantitative comparison about efficiency of relighting methods. Three main factors are selected for comparison, *i.e.*, performance, computational cost, and

TABLE VII  
QUANTITATIVE EVALUATION FOR DIFFERENT ADDITIONAL INFORMATION IN DGGE. ‘LPE’ MEANS LINEAR POSITIONAL ENCODING.

Structure	PSNR	Diff	SSIM	Diff
full model	19.70	—	0.7234	—
w/o normal	18.33	-1.37	0.6928	-0.0306
w/o depth	19.57	-0.13	0.7147	-0.0087
w/o lpe	19.68	-0.02	0.7006	-0.0280
bare model	18.27	-1.43	0.6861	-0.0373

biggest performance gain among all additional information. Specifically, on the condition that we remove surface normal from DGGE, the performance of proposed network drops 1.37dB while performance only drops 0.13 dB if we remove depth map. In our observations, we find that removing normal results in blurring artifacts and ambiguous edges (see Fig. 9). This phenomenon indicates that normal is an essential cue for local structure reconstruction. This result is consistent with the subjective metrics of results from the model guided by different information.

Besides, linear positional encoding is used as a spatial inductive bias to assist the network in capturing global structure

<sup>1</sup>Results of NTIRE 2021 competition are available at <https://competitions.codalab.org/competitions/28030#results> and our team name is NK\_ZZL




Fig. 12. Qualitative comparison on the DPR [4] dataset. Enlarged noteworthy patches are presented in the lower left corner of overall images for detailed comparison, and visualizations of target light are presented in the upper right corner.

the number of parameters. We use the number of composite multiply-accumulate operations [73] (Multi-Adds/Macs) for a single image as the measurement of computational cost. We assume the input image size to be  $1024 \times 1024$  to calculate Multi-Adds. This comparison is conducted on the VIDIT [24] dataset. As illustrated in Fig. 10, our proposed method uses relative few parameters and Macs to achieve the best performance than previous SOTA methods with or without additional guidance.

**VIDIT Dataset.** Compared with methods in AIM 2020 [7] which lacks of additional guidance, our method outperforms them by a large margin in both distortion- and perception-oriented metrics. With extra guidance, the performance of our proposed method still surpasses the existing SOTA methods. Except for comparisons on objective metrics, we also show representative results to compare perceptual quality of these methods and to further illustrate effectiveness of our method. In Fig. 5, we show the qualitative comparison results of methods without guidance. Though network trained without geometric and structural guidance, we can see that it has the ability to reconstruct coarse object structure preliminarily as shown in 3-rd row of Fig. 5. For these methods with guidance, the results are shown in Fig. 5. After utilizing guidance, our method can provide more consistent illumination and structural details with high fidelity as shown in the first and third row of Fig. 6.

**Adobe Multi-Illumination Dataset.** We further apply our experiments to a real scene dataset, *i.e.*, Adobe Multi-Illumination

TABLE VIII  
QUANTITATIVE EVALUATION ON THE VIDIT [24] DATASET.

Method	PSNR $\uparrow$	SSIM $\uparrow$	LPIPS $\downarrow$
w/o guidance			
pix2pix [52]	15.59	0.4890	0.4827
DRN [68]	17.59	0.6151	0.3920
WDRN [50]	17.46	0.6442	0.3299
DPR [4]	18.01	0.6389	0.3599
Ours (w/o guidance)	<b>18.27</b>	<b>0.6861</b>	<b>0.3077</b>
w/ guidance			
OIDDR-Net [19]	18.40	0.7039	0.2837
MBNet [53]	19.36	0.7175	0.2928
Ours (w/ guidance)	<b>19.70</b>	<b>0.7234</b>	<b>0.2755</b>

Dataset. As mentioned in the paper [23], we mask chrome sphere and gray sphere which can be used as a prior to describe environment illumination during training and test phases. Qualitative and quantitative results are shown in Tab. IX and Fig. 11, respectively. In Fig. 11, the first and second row illustrate our method produces specular reflection on the surface of bottle with the best quality, which others either highlight wrong positions or cannot handle specular reflection at all. The third and fourth row illustrate that our proposed method can generate more realistic shadows. Tab. IX reveals quantitative comparison with previous methods and the performance of our proposed method is superior in the real scene dataset as well.

**DPR Dataset.** We extend our network to handle relighting task with arbitrary lighting condition and evaluate it on the




Fig. 13. Qualitative results on the DPR [4] dataset with arbitrary light conditions. The first row is visualizations of target spherical harmonic lights. Input images in the first column are relit by above lights accordingly.

TABLE IX  
QUANTITATIVE EVALUATION ON ADOBE MULTI-ILLUMINATION DATASET.  
RELIGHTER IS THE OFFICIAL BASELINE WHICH IS PROPOSED IN [23].

Method	PSNR $\uparrow$	SSIM $\uparrow$	LPIPS $\downarrow$
pix2pix [52]	17.46	0.6660	0.3597
DRN [68]	14.40	0.6323	0.8004
WDRN [50]	18.89	0.8160	<b>0.1949</b>
DPR [4]	19.40	0.8377	0.2241
Relighter [23]	16.54	0.7308	0.6261
Ours	<b>19.67</b>	<b>0.8474</b>	0.2100

DPR [4] dataset which is a portrait relighting dataset. To ensure the fairness, when compared with the previous SOTA method DPR [4], we present both results from the official pretrained model (*i.e.*, DPR(official)) and them from the retrained model under our training setting (*i.e.*, DPR(retrained)).

TABLE X  
QUANTITATIVE EVALUATIONS ON THE DPR [4] DATASET.

Type	PSNR	SSIM
DPR (official) [4]	22.41	0.9189
DPR (retrained) [4]	24.00	0.8491
Ours (w/o normal)	25.61	0.9509
Ours (w/ normal)	27.98	0.9667

The results in Fig. 12 reveal that with simple modification, our method can tackle various light condition. When DPR [4] attempts to recast shadows, it frequently introduces obvious artifacts near edges of shadows, as the first to third rows

shown. From the fourth row, we observe inconsistent effects of illumination in DPR [4]. These results indicate that though DPR [4] supervises light attributes in spherical harmonic manner, it cannot fully take advantages of such explicit light condition. Instead, the results provided by our method have natural brightness change of high visual quality without obvious artifacts or undesirable sudden change of brightness. These results prove that implicitly injecting light condition into network is a better idea, which reduces explicit accumulation of errors. Besides, we provide visual results under various light condition in Fig. 13. By only modified the illumination branch, the network enables relighting for arbitrary light condition, which proves that our IARB can faithfully extract illumination-related information and this descriptor is effective when re-render the input image. The quantitative results shown in Tab. X. Both PSNR and SSIM values of our method surpass DPR [4] by a large margin, which reveals the effectiveness of our network. In summary, our design purpose is consistent with the final results, and it is proven that the IARB is suitable for relighting task.

## V. CONCLUSION AND PROSPECT

In this paper, we thoroughly investigate previous relighting methods from diverse viewpoints and get inspirations from ideas of the conventional physical based rendering. According to these inspirations, we design an illumination-aware network intrinsically suitable to the relighting task and deploy an

illumination-aware residual block which approximates conventional rendering process to assist relighting. Besides, we employ a depth-guided geometry encoder and utilize additional information beyond RGB images to acquire geometry- and structure-related information which benefits to relighting. Adequate comparisons with previous SOTA methods and ablation studies reveal the effectiveness and efficiency of our proposed method.

However, there exists room for future improvement. Based on our observations in practice, we list the following aspects that should be emphasized in future work.

- Relighting specular objects and transparent objects to be more realistic (see Fig. 11 Row 1-2).
- Completing textures of relighting regions according to surrounding patches or global style (see Fig. 6 Row 1-3).
- Utilizing inaccurate or sparse guidance which is more practical in reality to generate comparable results.

## REFERENCES

- [1] P. Sen, B. Chen, G. Garg, S. R. Marschner, M. Horowitz, M. Levoy, and H. P. Lensch, "Dual photography," *ACM Trans. Graph.*, 2005.
- [2] Z. Li, Z. Xu, R. Ramamoorthi, K. Sunkavalli, and M. Chandraker, "Learning to reconstruct shape and spatially-varying reflectance from a single image," *ACM Trans. Graph.*, 2018.
- [3] Z. Xu, K. Sunkavalli, S. Hadap, and R. Ramamoorthi, "Deep image-based relighting from optimal sparse samples," *ACM Trans. Graph.*, 2018.
- [4] H. Zhou, S. Hadap, K. Sunkavalli, and D. W. Jacobs, "Deep single-image portrait relighting," in *Int. Conf. Comput. Vis.*, 2019.
- [5] T. Sun, J. T. Barron, Y.-T. Tsai, Z. Xu, X. Yu, G. Fyffe, C. Rhemann, J. Busch, P. E. Debevec, and R. Ramamoorthi, "Single image portrait relighting," *ACM Trans. Graph.*, 2019.
- [6] T. Nestmeyer, J.-F. Lalonde, I. Matthews, and A. Lehrmann, "Learning physics-guided face relighting under directional light," in *IEEE Conf. Comput. Vis. Pattern Recog.*, 2020.
- [7] M. E. Helou, R. Zhou, S. Süsstrunk, R. Timofte, and J. Cheng, "Aim 2020: Scene relighting and illumination estimation challenge," in *Eur. Conf. Comput. Vis. Worksh.*, 2020.
- [8] Z. Han, J. Tian, L. Qu, and Y. Tang, "A new intrinsic-lighting color space for daytime outdoor images," *IEEE Trans. Image Process.*, vol. 26, no. 2, pp. 1031–1039, 2017.
- [9] F. Zhan, Y. Yu, C. Zhang, R. Wu, W. Hu, S. Lu, F. Ma, X. Xie, and L. Shao, "Gmlight: Lighting estimation via geometric distribution approximation," *IEEE Trans. Image Process.*, vol. 31, pp. 2268–2278, 2022.
- [10] Z. Hu, N. E. Nsambi, X. Wang, and Q. Wang, "Pnrnet: Physically-inspired neural rendering for any-to-any relighting," *IEEE Trans. Image Process.*, vol. 31, pp. 3935–3948, 2022.
- [11] S. Liu and M. N. Do, "Inverse rendering and relighting from multiple color plus depth images," *IEEE Trans. Image Process.*, vol. 26, no. 10, pp. 4951–4961, 2017.
- [12] Y. LeCun, Y. Bengio, and G. Hinton, "Deep learning," *Nature*, 2015.
- [13] K. Simonyan and A. Zisserman, "Very deep convolutional networks for large-scale image recognition," in *Int. Conf. Learn. Represent.*, 2015.
- [14] K. He, X. Zhang, S. Ren, and J. Sun, "Deep residual learning for image recognition," in *IEEE Conf. Comput. Vis. Pattern Recog.*, 2016.
- [15] S. Sengupta, J. Gu, K. Kim, G. Liu, D. W. Jacobs, and J. Kautz, "Neural inverse rendering of an indoor scene from a single image," in *Int. Conf. Comput. Vis.*, 2019.
- [16] J. Philip, M. Gharbi, T. Zhou, A. A. Efros, and G. Drettakis, "Multi-view relighting using a geometry-aware network," *ACM Trans. Graph.*, 2019.
- [17] Z. Wang, X. Yu, M. Lu, Q. Wang, C. Qian, and F. Xu, "Single image portrait relighting via explicit multiple reflectance channel modeling," *ACM Trans. Graph.*, 2020.
- [18] D. Qiu, J. Zeng, Z. Ke, W. Sun, and C. Yang, "Towards geometry guided neural relighting with flash photography," *arXiv preprint arXiv:2008.05157*, 2020.
- [19] A. Yazdani, T. Guo, and V. Monga, "Physically inspired dense fusion networks for relighting," in *IEEE Conf. Comput. Vis. Pattern Recog. Worksh.*, 2021.
- [20] P. P. Srinivasan, B. Deng, X. Zhang, M. Tancik, B. Mildenhall, and J. T. Barron, "Nerv: Neural reflectance and visibility fields for relighting and view synthesis," *Eur. Conf. Comput. Vis.*, 2020.
- [21] M. Niemeyer and A. Geiger, "Giraffe: Representing scenes as compositional generative neural feature fields," in *IEEE Conf. Comput. Vis. Pattern Recog.*, 2021.
- [22] K. Schwarz, Y. Liao, M. Niemeyer, and A. Geiger, "Graf: Generative radiance fields for 3d-aware image synthesis," *arXiv preprint arXiv:2007.02442*, 2020.
- [23] L. Murrmann, M. Gharbi, M. Aittala, and F. Durand, "A dataset of multi-illumination images in the wild," in *Int. Conf. Comput. Vis.*, 2019.
- [24] M. E. Helou, R. Zhou, J. Barthas, and S. Süsstrunk, "Vidit: Virtual image dataset for illumination transfer," *arXiv preprint arXiv:2005.05460*, 2020.
- [25] M. E. Helou, R. Zhou, S. Süsstrunk, and R. Timofte, "Ntire 2021 depth guided image relighting challenge," *IEEE Conf. Comput. Vis. Pattern Recog. Worksh.*, 2021.
- [26] R. Ramamoorthi and P. Hanrahan, "A signal-processing framework for inverse rendering," in *SIGGRAPH*, 2001.
- [27] O. Aldrian and W. A. Smith, "Inverse rendering of faces with a 3d morphable model," *IEEE Trans. Pattern Anal. Mach. Intell.*, 2012.
- [28] M. Levoy, "Efficient ray tracing of volume data," *ACM Trans. Graph.*, 1990.
- [29] R. Green, "Spherical harmonic lighting: The gritty details," in *Archives of the game developers conference*, 2003.
- [30] S. P. Imageworks, "Physically-based shading models in film and game production," 2010.
- [31] R. Basri and D. W. Jacobs, "Lambertian reflectance and linear subspaces," *IEEE Trans. Pattern Anal. Mach. Intell.*
- [32] P. N. Belhumeur and D. J. Kriegman, "What is the set of images of an object under all possible illumination conditions?" *Int. J. Comput. Vis.*, 1998.
- [33] R. Ramamoorthi and P. Hanrahan, "On the relationship between radiance and irradiance: determining the illumination from images of a convex lambertian object," *J. Opt. Soc. Am. A*, 2001.
- [34] P. Debevec, T. Hawkins, C. Tchou, H.-P. Duiker, W. Sarokin, and M. Sagar, "Acquiring the reflectance field of a human face," in *SIGGRAPH*, 2000.
- [35] J. Wang, Y. Dong, X. Tong, Z. Lin, and B. Guo, "Kernel nystrom method for light transport," in *ACM Trans. Graph.*, 2009.
- [36] D. Reddy, R. Ramamoorthi, and B. Curless, "Frequency-space decomposition and acquisition of light transport under spatially varying illumination," in *Eur. Conf. Comput. Vis.*, 2012.
- [37] T. Malzbender, D. Gelb, and H. Wolters, "Polynomial texture maps," in *SIGGRAPH*, 2001.
- [38] K. Karsch, V. Hedau, D. Forsyth, and D. Hoiem, "Rendering synthetic objects into legacy photographs," *ACM Trans. Graph.*, 2011.
- [39] S. Duchêne, C. Riant, G. Chaurasia, J. Lopez-Moreno, P.-Y. Laffont, S. Popov, A. Bousseau, and G. Drettakis, "Multi-view intrinsic images of outdoors scenes with an application to relighting," *ACM Trans. Graph.*, 2015.
- [40] E. Zhang, M. F. Cohen, and B. Curless, "Emptying, refurbishing, and relighting indoor spaces," *ACM Trans. Graph.*, 2016.
- [41] A. Krizhevsky, I. Sutskever, and G. E. Hinton, "Imagenet classification with deep convolutional neural networks," *Adv. Neural Inform. Process. Syst.*, 2012.
- [42] B. Ding, C. Long, L. Zhang, and C. Xiao, "Argan: Attentive recurrent generative adversarial network for shadow detection and removal," in *Int. Conf. Comput. Vis.*, 2019.
- [43] K. Nagano, H. Luo, Z. Wang, J. Seo, J. Xing, L. Hu, L. Wei, and H. Li, "Deep face normalization," *ACM Trans. Graph.*, 2019.
- [44] X. Zhang, J. T. Barron, Y.-T. Tsai, R. Pandey, X. Zhang, R. Ng, and D. E. Jacobs, "Portrait shadow manipulation," *ACM Trans. Graph.*, 2020.
- [45] Y. Zhang, I. W. Tsang, Y. Luo, C.-H. Hu, X. Lu, and X. Yu, "Copy and paste gan: Face hallucination from shaded thumbnails," in *IEEE Conf. Comput. Vis. Pattern Recog.*, 2020.
- [46] P. Ren, Y. Dong, S. Lin, X. Tong, and B. Guo, "Image based relighting using neural networks," *ACM Trans. Graph.*, 2015.
- [47] Y. Yu, A. Meka, M. Elgharib, H.-P. Seidel, C. Theobalt, and W. A. Smith, "Self-supervised outdoor scene relighting," in *Eur. Conf. Comput. Vis.*, 2020.
- [48] B. Mildenhall, P. P. Srinivasan, M. Tancik, J. T. Barron, R. Ramamoorthi, and R. Ng, "Nerf: Representing scenes as neural radiance fields for view synthesis," in *Eur. Conf. Comput. Vis.*, 2020.
- [49] R. Martin-Brualla, N. Radwan, M. S. Sajjadi, J. T. Barron, A. Dosovitskiy, and D. Duckworth, "Nerf in the wild: Neural radiance fields for unconstrained photo collections," in *IEEE Conf. Comput. Vis. Pattern Recog.*, 2021.

- [50] D. Puthussery, M. Kuriakose, J. C. V. *et al.*, “Wdrn: A wavelet decomposed relightnet for image relighting,” *IEEE Conf. Comput. Vis. Pattern Recog. Worksh.*, 2020.
- [51] P. Gafton and E. Maraz, “2d image relighting with image-to-image translation,” *arXiv preprint arXiv:2006.07816*, 2020.
- [52] P. Isola, J.-Y. Zhu, T. Zhou, and A. A. Efros, “Image-to-image translation with conditional adversarial networks,” in *IEEE Conf. Comput. Vis. Pattern Recog.*, 2017.
- [53] H.-H. Yang, W.-T. Chen, H.-L. Luo, and S.-Y. Kuo, “Multi-modal bifurcated network for depth guided image relighting,” in *IEEE Conf. Comput. Vis. Pattern Recog. Worksh.*, 2021.
- [54] Y. Pang, L. Zhang, X. Zhao, and H. Lu, “Hierarchical dynamic filtering network for rgb-d salient object detection,” in *Eur. Conf. Comput. Vis.*, 2020.
- [55] H. Zhang, Y. Dai, H. Li, and P. Koniusz, “Deep stacked hierarchical multi-patch network for image deblurring,” in *IEEE Conf. Comput. Vis. Pattern Recog.*, 2019.
- [56] S. D. Das and S. Dutta, “Fast deep multi-patch hierarchical network for nonhomogeneous image dehazing,” in *IEEE Conf. Comput. Vis. Pattern Recog. Worksh.*, 2020.
- [57] O. Ronneberger, P. Fischer, and T. Brox, “U-net: Convolutional networks for biomedical image segmentation,” in *Med. Image. Comput. Comput. Assist. Interv.*, 2015.
- [58] Z. Chen, A. Chen, G. Zhang, C. Wang, Y. Ji, K. N. Kutulakos, and J. Yu, “A neural rendering framework for free-viewpoint relighting,” in *IEEE Conf. Comput. Vis. Pattern Recog.*, 2020.
- [59] M. A. Islam, S. Jia, and N. D. Bruce, “How much position information do convolutional neural networks encode?” *Int. Conf. Learn. Represent.*, 2020.
- [60] O. S. Kayhan and J. C. v. Gemert, “On translation invariance in cnns: Convolutional layers can exploit absolute spatial location,” in *IEEE Conf. Comput. Vis. Pattern Recog.*, 2020.
- [61] A. Vaswani, N. Shazeer, N. Parmar, J. Uszkoreit, L. Jones, A. N. Gomez, L. Kaiser, and I. Polosukhin, “Attention is all you need,” in *Adv. Neural Inform. Process. Syst.*, 2017.
- [62] Y. Wang, T. Lu, Y. Zhang, and Y. Wu, “Multi-scale self-calibrated network for image light source transfer,” in *IEEE Conf. Comput. Vis. Pattern Recog. Worksh.*, 2021.
- [63] H. Zhao, O. Gallo, I. Frosio, and J. Kautz, “Loss functions for image restoration with neural networks,” *IEEE Trans. Comput. Imaging*, 2016.
- [64] Z. Hu, X. Huang, Y. Li, and Q. Wang, “Sa-ae for any-to-any relighting,” in *Eur. Conf. Comput. Vis.*, 2020.
- [65] Z. Liu, P. Luo, X. Wang, and X. Tang, “Deep learning face attributes in the wild,” in *Int. Conf. Comput. Vis.*, 2015.
- [66] X. Glorot and Y. Bengio, “Understanding the difficulty of training deep feedforward neural networks,” in *Int. Conf. Artif. Intell. Stat.*, 2010.
- [67] D. P. Kingma and J. Ba, “Adam: A method for stochastic optimization,” in *Int. Conf. Learn. Represent.*, 2015.
- [68] L.-W. Wang, W.-C. Siu, Z.-S. Liu, C.-T. Li, and D. P. Lun, “Deep relighting networks for image light source manipulation,” *IEEE Conf. Comput. Vis. Pattern Recog. Worksh.*, 2020.
- [69] A. Li, Z. Yuan, Y. Ling, W. Chi, C. Zhang *et al.*, “A multi-scale guided cascade hourglass network for depth completion,” in *Winter Conf. App. Comput. Vis.*, 2020.
- [70] Z. Wang, A. C. Bovik, H. R. Sheikh, and E. P. Simoncelli, “Image quality assessment: from error visibility to structural similarity,” *IEEE Trans. Image Process.*, 2004.
- [71] R. Zhang, P. Isola, A. A. Efros, E. Shechtman, and O. Wang, “The unreasonable effectiveness of deep features as a perceptual metric,” in *IEEE Conf. Comput. Vis. Pattern Recog.*, 2018.
- [72] G. Jinjin, C. Haoming, C. Haoyu, Y. Xiaoxing, J. S. Ren, and D. Chao, “Pipal: a large-scale image quality assessment dataset for perceptual image restoration,” in *Eur. Conf. Comput. Vis.*, 2020.
- [73] N. Ahn, B. Kang, and K.-A. Sohn, “Fast, accurate, and lightweight super-resolution with cascading residual network,” in *Eur. Conf. Comput. Vis.*, 2018.