

Detecting Harmful Online Conversational Content towards LGBTQIA+ Individuals

Jamell Dacon* Harry Shomer Shaylynn Crum-Dacon Jiliang Tang

Michigan State University

{daconjam, shomerha, crumshay, tangjili}@msu.edu

Abstract

Warning: Due to the overall purpose of the study, this paper contains examples of *stereotypes, profanity, vulgarity* and other harmful languages in figures and tables that may be triggering or disturbing to LGBTQIA+ individuals, activists and allies, and may be distressing for some readers.

Online discussions, panels, talk page edits, etc., often contain harmful conversational content *i.e.*, hate speech, death threats and offensive language, especially towards certain demographic groups. For example, individuals who identify as members of the LGBTQIA+ community and/or BIPOC (Black, Indigenous, People of Color) are at higher risk for abuse and harassment online. In this work, we first introduce a *real-world* dataset that will enable us to study and understand harmful online conversational content. Then, we conduct several exploratory data analysis experiments to gain deeper insights from the dataset. We later describe our approach for detecting harmful online Anti-LGBTQIA+ conversational content, and finally, we implement two baseline machine learning models (*i.e.*, Support Vector Machine and Logistic Regression), and fine-tune 3 pre-trained large language models (BERT, RoBERTa, and HateBERT). Our findings verify that large language models can achieve very promising performance on detecting online Anti-LGBTQIA+ conversational content detection tasks.

1 Introduction

Harmful online content from *real-word conversations* has become a major issue in today's society, even though queer people often rely on the sanctity of online spaces to escape offline abuse (Dacon and Liu, 2021; Dacon and Tang, 2021). However, individuals who may oppose, criticize, or possess contradictory feelings, beliefs, or motivations towards

certain communities constitute discrimination, harassment and abuse in the form of hate speech, abusive and offensive language use (Dacon and Liu, 2021; Dacon and Tang, 2021; Blodgett et al., 2020; Bianchi and Hovy, 2021). Unfortunately, this issue results in the maintenance and sustenance of harmful stereotypical societal biases. Online conversational toxicity, death threats and other harmful languages can prevent people from genuinely expressing themselves out of fear of abuse and/or harassment, or encourage self-harm. Conversations pertaining to members of the LGBTQIA+ community may lead to increased feelings of marginalization of an already marginalized community.

Consequently, social media remains a hostile, exclusive, restrictive, and controlling environment for gender and sexual orientation, race, and LGBTQIA+ individuals, activists and allies (QueerInAI et al., 2021; Dacon and Liu, 2021; Zmigrod et al., 2019), despite substantial progress on LGBTQIA+ rights causing a massive surge in negative online behaviors (Davidson et al., 2019). Accordingly, there has been an alarming increase in hate speech and abusive language instances toward the LGBTQIA+ community (QueerInAI et al., 2021). *Gender* is a spectrum, where the now LGBTQIA+ acronym continue to expand in an attempt to include all gender and sexual identities, for example, SGL, QPOC/QTPOC, QUILTBAG, etc.¹. Thereby, there may be as many definitions as there are people. Nonetheless, the LGBTQIA+ community not only considers gender identity, but encapsulates a multiplicity of sexual orientations, and relationships which are integral aspects of our everyday society, yet they lead to discrimination, harassment and abuse both offline and online (Chakravarthi et al., 2021).

As conversational platforms struggle to effectively facilitate harmful conversations, there is a

¹<https://outrightinternational.org/content/acronyms-explained>

*Corresponding author

dire need to create a safe and inclusive place that welcomes, supports, and values all LGBTQIA+ individuals (with the exception of dating sites and mobile dating applications) (Rosenfeld and Thomas, 2012) by better facilitating Anti-LGBTQIA+ conversational content (QueerInAI et al., 2021). With the expansive growth of artificial intelligence (AI) and natural language processing (NLP) technologies, both researchers and practitioners can perform large-scale analysis, which aids in the automatic interpretation of unstructured text data, *e.g.*, social media comments. To address the above challenges, in this paper, we aim to intersect NLP and queerness by implementing both machine learning (ML) and large language models (LLMs) models to readily identify and detect online Anti-LGBTQIA+ conversational content.

Contributions. The contributions of this work are threefold: 1) we adapt the gender orientation (*LGBTQIA+*, *straight*) dimension from REDDITBIAS (Barikeri et al., 2021) for the task of harmful conversational content detection to study stereotypical societal biases against LGBTQIA+ individuals by implementing a multi-headed BERT-based toxic comment detection model (Hanu and Unitary team, 2020) to identify several forms of toxicity; (2) a detailed human evaluation of our human annotators to ensure data quality (see Appendix A for details); and (3) we construct a multi-label classification data for a total of 6 distinct harmful language labels for automated harmful conversational content detection of LGBTQIA+ individuals.

To the best of our knowledge, our dataset is the first such dataset created for both binary and multi-label classification of 6 distinct labels for automated harmful conversational content detection to study stereotypical societal biases against LGBTQIA+ individuals. We intend to release our labeled dataset for future shared tasks of Anti-LGBTQIA+ harmful content detection in hopes that AI and NLP practitioners develop and deploy safe, LGBTQIA+ inclusive technologies to readily identify and remove harmful online conversational content geared toward the LGBTQIA+ community. We release the both the multi-label dataset with all code online at: <https://github.com/daconjam/Harmful-LGBTQIA>.

2 Preliminaries

In this section, we introduce some preliminary knowledge about the problem under study. We first present the problem statement, then we introduce the dataset and conduct EDA experiments. Later, we describe the automatic labeling process, and human evaluation.

2.1 Problem Statement

Due to the rampant use of the internet, there has been a massive surge in negative online behaviors both on social media and online conversational platforms (Yin and Zubiaga, 2021; Dacon and Tang, 2021; Saha et al., 2021; Waseem and Hovy, 2016). Hence, there is a great need to drastically reduce hate speech and abusive language instances toward the LGBTQIA+ community to create a safe and inclusive place for all LGBTQIA+ individuals, activists and allies. Therefore, we encourage AI and NLP practitioners to develop and deploy safe and LGBTQIA+ inclusive technologies to identify and remove online Anti-LGBTQIA+ conversational content *i.e.*, if a comment is or contains harmful conversational content conducive to the LGBTQIA+ community (Chakravarthi et al., 2021). To address the above problem, we define 3 goals:

1. The first goal is to detect several forms of toxicity in comments geared toward LGBTQIA+ individuals such as threats, obscenity, insults, and identity-based attacks.
2. The second goal is to conduct EDA and a detailed human evaluation to gain a better understanding of a new multi-labeled dataset *e.g.*, label correlation and feature distribution that represents the overall distribution of continuous data variables.
3. The third goal is to accurately identify and detect harmful conversational content in social media comments.

2.2 Dataset

As Reddit is one of the most widely used online discussion social media platforms, Barikeri et al. (2021) released REDDITBIAS, a multi-dimensional societal bias evaluation and mitigation resource for multiple bias dimensions dedicated to conversational AI. REDDITBIAS is created from real-world conversations collected from Reddit, annotated for four societal bias dimensions: (i) Religion (*Jews*,

Orientation	Comments
lesbian, gay, bisexual, transgender, asexual, pansexual, ...	gay people are faggots and carry a bunch of other diseases with them. trans lesbians are mentally ill men identifying as women. doesnt sound normal to me bisexuals are confused. just about life in general

Table 1: Queerness examples comments from REDDITBIAS.

Comments	Toxicity	Severe Toxicity	Obscene	Threat	Insult	Identity Attack
gay people are faggots...	0.995	0.214	0.882	0.014	0.953	0.777
trans lesbians are mentally ill...	0.949	0.042	0.231	0.01	0.446	0.711
bisexuals are confused...	0.977	0.084	0.271	0.017	0.674	0.831

Table 2: Automated labeled queerness (shortened) example comments from Table 1 using Detoxify.

Christians) and (Muslims, Christians), (ii) Race (African Americans), (iii) Gender (Female, Male), and (iv) Queerness (LGBTQIA+, straight).

We adapt the queerness (*gender/sexual orientation*) dimension and collect a total of 9930 LGBTQIA+ related comments discussing topics involving individuals who identify as Lesbian, Gay, Bisexual, Transgender, Queer/Questioning, Intersex, Asexual, etc., (see Table 1). For more details of REDDITBIAS creation, bias specifications, retrieval of candidates for biased comments, and manual annotation and preprocessing of candidate comments see (Barikeri et al., 2021). In addition, REDDITBIAS is publicly available with all code online at: <https://github.com/umanlp/RedditBias>.

2.3 Annotation

Our collected dataset encapsulates a multitude of gender identities and sexual orientations, thus, we denote our dataset under the notion of *queerness*. Note that the comments from REDDITBIAS are unlabeled for our tasks, hence we attempt to label each comment accordingly for each classification task. To do so, we implement Detoxify² (Hanu and Unitary team, 2020), a multi-headed BERT-based model (Devlin et al., 2019) capable of detecting different types of toxicity such as *threats*, *obscenity*, *insults*, and *identity-based attacks* and discovering unintended bias in both English and multilingual toxic comments. Detoxify is created using Pytorch Lightning³ and Transformers⁴, and fine-tuned on datasets from 3 Jigsaw challenges, namely Toxic comment classification, Unintended Bias in Toxic

comments and Multilingual toxic comment classification for multi-label classification to detect toxicity across a diverse range of conversations.

Specifically, we use Detoxify’s original model that is trained on a large open dataset of Wikipedia+Civil Talk Page comments which have been labeled by human raters for toxic behavior. In Table 2, we display *harmful* predicted probabilities of (shortened) example comments from Table 1 into their respective labels (*i.e.*, toxicity, severe toxicity, obscene, threat, insult, and identity attack), using Detoxify. Therefore, we create a multi-labeled queerness dataset which can be used for downstream tasks such as binary and multi-label toxic comment classification to predict Anti-LGBTQIA+ online conversational content.

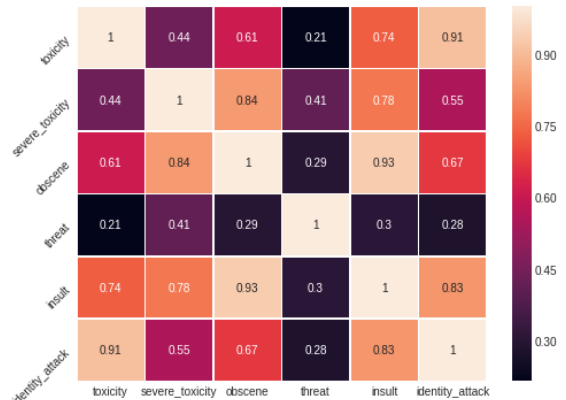


Figure 1: Label correlation heatmap matrix.

Unfortunately, to avoid public discrepancies such as cultural and societal prejudices amongst human raters, competitors, and LGBTQIA+ individuals of the 3 Jigsaw challenges and its data, official documentation and definitions of these classifications are unavailable. Therefore, we cannot

²<https://github.com/unitaryai/detoxify>

³<https://www.pytorchlightning.ai>

⁴<https://huggingface.co/docs/transformers/index>

Label	Toxicity	Severe Toxicity	Obscene	Threat	Insults	Identity Attack
1	7529	185	1590	28	2244	4494
0	2401	9745	8340	9902	7686	5436

Table 3: Harmful and non-harmful comment counts w.r.t each label for a total of 9930 comments.

know for certain what each label (l) means and why. Therefore, to address the issue of this “unknown” labeling schema and gain better datasets insights, such as feature distributions and identifying what quantifies a comment as “harmful” or “non-harmful”, we conduct both univariate and multivariate analysis. In Figure 1, we illustrate a correlation matrix between labels. For each cell, we follow a label threshold setting *i.e.*, $l > 0.7$ to determine heavily correlated labels. Here, we see several heavily correlated relationships (i) toxicity, insult and identity attack, and (ii) severe toxicity, insult and obscene.

As previously mentioned, our automated labeled queerness dataset contains probabilities of comments’ harmfulness. For each classification task, we will now consider two classes, “harmful : 1” and “non-harmful : 0” per label by following a class (c) threshold mapping system *i.e.*, $c \geq 0.5 \rightarrow 1$ to determine whether a comment is deemed harmful, or not. In Table 3, we display harmful comment counts w.r.t each label that satisfy our class threshold mapping system.

More information about figures on data breakdowns, distribution plots (*i.e.*, to depict the variation in the data distribution), and knowledge of which words constitute a “harmful” or “non-harmful” comment for each label can be found in Appendices B, C and D.

2.4 Human Evaluation

We employ Amazon Mechanical Turk (AMT) annotators⁵. Due to the nature of the comments, it was quite difficult to acquire a large number of annotators that were willing to manually rate 1000 randomly sampled comments to measure the effectiveness of the toxicity classifier, due to the examples of *stereotypes*, *profanity*, *vulgarity* and other harmful languages towards LGBTQIA+ individuals. Note that terms are not filtered as they are representative of real-world conversations and are exceedingly essential to our goals mentioned in

⁵Each AMT annotators is independent, and either an LGBTQIA+ individual, activist or ally. In addition, each annotator is filtered by HIT approval rate $\geq 93\%$, completed $> 7,500$ HITs and located within the United States.

Section 2.1. After this, a total 15 annotators (maximum) were more than willing to help achieve this goal.

First, we aggregate an LGBTQIA+ sources from OutRight⁶, a human rights organization for LGBTQIA+ people in an attempt to educate annotators on identity, sexuality, and relationship definitions of the expanded LGBT (older) acronym in a move towards inclusivity. Then, the annotators were asked to indicate whether a comment is *toxic* or *non-toxic*. As the toxicity label is the most prevalent label, if a comment x is deemed *non-toxic*, then the annotators may discard this comment. However, if x is deemed *toxic*, then each annotator is provided with 5 additional labels (*i.e.*, severe toxicity, obscene, threat, insult, and identity attack) along with their respective definitions⁷ to determine if a comment is or contains Anti-LGBTQIA+ content.

To ensure the label quality of our samples and to quantify the extent of agreement between raters, we first let each rater independently rate each comment considering two classes, “harmful : 1” and “non-harmful : 0”, then we measure the inter-annotator agreement (IAA) using Krippendorff’s α . Then, we calculate a Krippendorff’s α of 0.81 using NLTK’s (Loper and Bird, 2002) `nltk.metrics.agreement`, and did not observe significant differences in agreement across the individual comments and the implementation of Detoxify. Annotators informed us of particular severe toxicity cases that may arise if an annotator identifies as a member of the LGBTQIA+ community is triggered by their personal experiences regarding in-person and online discrimination or abuse based on their actual or perceived sexual orientation, gender identity or expression. The full annotation guidelines can be found in Appendix A.

3 Experimental Settings

In this section, we will introduce both our proposed out-of-the-box ML models *i.e.*, Logistic Regression and Support Vector Machine, and LLMs *i.e.*, BERT,

⁶<https://outrightinternational.org>

⁷Each definition is aggregated from a trusted online dictionary – <https://www.dictionary.com>

RoBERTa and HateBERT. Next, we outline our two classification tasks, namely, binary and multi-label classification and detail each model accordingly.

3.1 Baseline Models

- **Logistic Regression** - Logistic Regression (LGR) (Wright, 1995; Kleinbaum et al., 2002; Menard, 2002) is a statistical ML model that exploits linear combinations of one or more independent variables to predict an output. In regression analysis, LGR is a memory-based predictive tool that considers the probability of one event occurring, thus estimating the parameters of a logistic model to determine when a dependent variable is dichotomous (binary classification).
- **Support Vector Machine** - Support Vector Machine (SVM) (Noble, 2006) is one of the most powerful out-of-the-box supervised ML algorithms. Given a dataset \mathcal{D} , SVM attempts to compute $y = |w \cdot x + b|$ for the smallest y to discover boundaries between classes, and is unaffected by outliers.

First, we use a Natural Language Toolkit (NLTK) (Loper and Bird, 2002) to remove stop words, then we implement two well-known linear scikit-learn⁸ models with parameters `solver='sag'` for our LGR model⁹, and default kernel `C=1.0` for our SVM model. Next, we utilize a feature extraction method, namely term-frequency inverse document frequency¹⁰ (TF-IDF) and implement a One – Vs – Rest multi-class classification heuristic method to divide our multi-class classification task into multiple binary classification datasets as our baseline models are designed for binary classification problems.

3.2 Deep Learning Models

We use 3 different LLMs for our tasks. We select 3 popular LLMs (BERT (Devlin et al., 2019), RoBERTa (Liu et al., 2019) and HateBERT (Caselli et al., 2020)). Specifically, HateBERT (Caselli et al., 2020) has demonstrated superior hate speech and

abusive detection (Kalyan et al., 2021; Yin and Zubiaga, 2021). We will now detail our selected LLMs below:

- **BERT** - BERT (Devlin et al., 2019) is a bidirectional transformer (Vaswani et al., 2017) encoder used to learn language representations for a variety of downstream tasks by pre-training via two tasks: (i) masked language modeling (MLM) and (ii) next sentence prediction (NSP). This allows BERT to learn a general set of weights to model a variety of different inputs. BERT can then be fine-tuned on new datasets and tasks by training an additional layer on top of BERT.
- **RoBERTa** - RoBERTa (Liu et al., 2019) attempts to improve upon BERT via several modifications. This includes removing NSP pre-training task, training with more data, and modifying the MLM pre-training task. Liu et al. (2019) modify the MLM task by considering dynamic masking. This, as opposed to BERT, only uses a single static mask for each input.
- **HateBERT** - HateBERT (Caselli et al., 2020) attempts to fine-tune BERT to detect abusive and hateful language. Caselli et al. (2020) do so by first constructing the RAL-E (Reddit Abusive Language English) dataset, which contains Reddit posts. The authors only consider posts from subreddits that were banned for hateful or offensive language. Caselli et al. (2020) retrain BERT on RAL-E using its original weights resulting in a more robust model attuned to understanding hateful speech.

Each of the three LLMs is fine-tuned for 5 epochs with a learning rate of $5e^{-5}$, a batch size of 8, and optimized using AdamW (Loshchilov and Hutter, 2017). Each model has a maximum sequence length of 512 tokens, therefore, longer sequences are truncated while shorter sequences are padded.

3.3 Classification Tasks

3.3.1 Binary Classification

The goal of our baseline models is to implement traditional ML algorithms to assess the difficulty of the simpler of our two classification tasks, and provide a standard to which our deep learning models

⁸<https://scikit-learn.org/stable/modules/multiclass.html>

⁹Stochastic Average Gradient: SAG method optimizes the sum of a finite number of smooth convex functions by incorporating previous gradient values to achieve a faster convergence rate than black-box SG methods.

¹⁰A commonly used numerical statistic technique that generates a numerical weighting of words which signifies the importance of each word in a given corpus document.

Model	Binary Classification			
	Class	Precision	Recall	F1-Score
LGR	1	0.85	0.97	0.9
	0	0.82	0.49	0.61
SVM	1	0.88	0.93	0.9
	0	0.74	0.61	0.67
BERT	1	0.94	0.96	0.95
	0	0.86	0.83	0.84
RoBERTa	1	0.92	0.96	0.94
	0	0.86	0.76	0.81
HateBERT	1	0.93	0.96	0.94
	0	0.87	0.77	0.82

Table 4: Classification report *only* on Toxicity label for the classes Toxic (1) and Non-toxic (0).

can be compared. We aim to conduct a straightforward *binary* classification task by isolating toxicity labeled comments. Given a comment x , a binary output is assigned to each class $\forall l$ i.e., *toxic* class is indicated with a 1 and *non-toxic* class with a 0.

3.3.2 Multi-label Classification

Our *multi-label* classification task is to classify each x with n labels (i.e., toxicity (T), severe toxicity (S), obscene (O), threat (Th), insult (In), and identity attack (Id)), that are **not mutually exclusive** (see Figure 1). Each x is assigned to each class $\forall l$ i.e., *harmful* class is indicated with a 1 and *non-harmful* class with a 0.

3.4 Evaluation Metrics

To evaluate the performance of each model on the test set, we report the precision, recall and F1 score. The precision is the percentage of samples classified as positive that are truly positive, while the recall is defined as the true positive rate. The F1 score is the harmonic mean of precision and recall.

4 Experimental Results

In this section, we conduct experiments to verify the effectiveness of the different models for both classification tasks following the experimental settings introduced in Section 3. For each task, we present the performance of predicting each type of label. Furthermore, for the binary classification task, we further detail the overall performance.

4.1 Binary Classification

In this subsection, we evaluate both baseline and deep learning models on the binary classification task. This task aims to predict the toxicity of a comment. The performance metrics for each class

and overall performance metrics on the test set are shown in Table 4 and Table 5, respectively.

Model	Binary Classification	
	macro F1-score	weighted F1-score
LGR	0.76	0.83
SVM	0.79	0.84
BERT	0.9	0.92
RoBERTa	0.87	0.91
HateBERT	0.88	0.91

Table 5: Macro and weighted F1-score *only* on Toxicity label.

We first investigate the performance in predicting each specific class. The results are detailed in Table 4. Our proposed BERT model achieves the best overall performance for both classes in F1 score. It also achieves the best performance when predicting the toxic comments (i.e. class 1) in precision and predicting non-toxic comments (i.e. class 0) in recall i.e., BERT attains the best performance when predicting class 1 versus class 0 compared to each model. This is likely due to the imbalanced nature of the dataset. As shown in Table 3, the number of samples of class 1 outnumber those belonging to class 0 by about 3 to 1. This imbalance may help the models learn to better categorize toxic comments as opposed to non-toxic comments.

We further evaluate the overall performance shown in Table 5. We measure the overall performance using both the macro and weighted F1-score. There is a clear distinction between the performance of the deep learning and baseline models. The performance of the baseline models is similar

Multi-label Classification								
Label	Class	Models					Train	Test
		LGR	SVM	BERT	RoBERTa	HateBERT		
T	1	0.88	0.68	0.96	0.95	0.95	5969	1490
	0	0.49	0.56	0.87	0.84	0.84	1975	496
S	1	0.35	0.08	0.82	0.71	0.72	148	37
	0	0.99	0.75	1	0.99	1	7796	1949
O	1	0.7	0.44	0.91	0.91	0.91	1295	295
	0	0.96	0.78	0.98	0.98	0.98	6649	1691
Th	1	0	0.01	0	0	0	22	6
	0	0.74	1	1	1	1	7722	1980
In	1	0.64	0.59	0.89	0.87	0.87	1804	440
	0	0.93	0.81	0.97	0.96	0.96	6140	1546
Id	1	0.76	0.76	0.89	0.89	0.89	3599	895
	0	0.82	0.82	0.92	0.91	0.91	4345	1091

Table 6: F1-score results on *all* labels for the classes Harmful (1) and Non-harmful (0) into their respective labels (*i.e.*, toxicity (T), severe toxicity (S), obscene (O), threat (Th), insult (In), and identity attack (Id)), and their statistics.

and lies in the range of 0.76-0.79 and 0.83-0.84 for the macro and weighted F1 scores, respectively. On the other hand, the deep learning models produce higher model performance in the range of 0.87-0.9 and 0.91-0.92 for the macro and weighted F1 scores, respectively. Specifically, we see that the best performing deep learning model, BERT, performs $\sim 10\%$ higher in both metrics versus the best performing baseline model SVM.

4.2 Multi-label Classification

In this subsection, we evaluate both baseline and deep learning models for the multi-label classification task. This task aims to predict 6 distinct harmful comment labels. The performance metrics for each class and overall performance metrics on the test set are shown in Table 6, respectively.

Previously mentioned in Section 3, we first train and fine-tune 5 ML and DL models for our multi-label classification task. In Table 6, we display the F1 score for each label considering a two class system such as harmful (class 1) and non-harmful (class 0). Although, the ML models took little to no time to train compared to the LLMs, the DL models outperform the baseline models on the test set. Similarly to the binary classification task, BERT achieves the best performance.

In particular, BERT attained the best F1 score in all but one instance as there exists a large disparity between the performance for the threat for both classes. For this label, most of the models achieve perfect performance for class 0, while for class 1 only the SVM model achieves an F1-score above

0. This is most likely caused by the massive class imbalance present for that label, as only .28% of comments are considered threatening causing the models to classify all comments as non-threatening, thereby resulting in disparate performance.

5 Discussion

In the previous section, we detail the model performance results for our two classification tasks. Our results indicate that the BERT model fine-tuned on the *queerness* dataset for each task performs best. Now, the question arises, “*Why does BERT outperform HateBERT, a model designed specifically for detecting hate speech?*” We assume that it could be due to the difference in tasks. Specifically, the RAL-E dataset (Caselli et al., 2020), in which HateBERT is retrained on instead of the 3.3 billion word Books Corpus + Wikipedia dataset BERT (Caselli et al., 2020) is trained on, is created by collecting posts from subreddits banned for several types offensive or abusive language. However, we create our dataset from only those comments REDDITBIAS dataset (Barikeri et al., 2021) deemed biased against LGBTQIA+ individuals. It is possible that the RAL-E dataset contains few examples of harmful language directed to LGBTQIA+ individuals, and thus, making the resulting model not as useful to our tasks. For such reason, training the original BERT allows a more flexible set of initial parameters to adapt for our experiments.

Furthermore, we find results that may be of interest among several labels for our multi-label classi-

fication As seen in Table 6, labels such as toxicity (T), obscene (O), insult (In), and identity attack (Id) achieve an F1-Score of at least 0.87 when detecting both harmful and non-harmful comments. However, when attempting to predict harmful comments that are labeled severe toxic (S) and threat (Th), whether harmful or not the models performs worse as a result of a class imbalance. For example, only about 2% of training samples are considered harmful for the severe toxic (S) label. Such large imbalances skew the classifiers to more likely predict comments as being non-harmful, causing lower performance on the test set. Future work can consider imbalance strategies such as oversampling or sample weighting to alleviate such issues.

6 Related Work

Several works have been proposed for the task of harmful content detection such as gender bias, toxicity, offensiveness, abusiveness, and hate speech on social media (see Fortuna et al. (2020) for definitions). Starting with one of the most popular social media platforms, Twitter, there has been numerous works of hate speech and toxic language detection (Founta et al., 2018; Nejadgholi and Kiritchenko, 2020; Waseem et al., 2017; Fortuna et al., 2020; Ball-Burack et al., 2021; Razo and Kübler, 2020; Zampieri et al., 2019; Waseem and Hovy, 2016). In addition, several works have used data from other social media platforms, such as Reddit (Razo and Kübler, 2020; Wang et al., 2020; Zampieri et al., 2019), Facebook (Glavaš et al., 2020; Zampieri et al., 2019), Whatsapp (Saha et al., 2021).

Works have also attempt to tackle this problem exploiting data from other online conversational platforms such as news media (Dacon and Liu, 2021; Razo and Kübler, 2020; Zampieri et al., 2019), Wikipedia discussions/talk page edits and bios (Field et al., 2022; Fortuna et al., 2020; Glavaš et al., 2020; Nejadgholi and Kiritchenko, 2020), and online discussion forums and chatrooms (Wang et al., 2020; Gao et al., 2020).

Over the past years, there has been an increased focus on addressing societal bias issues related to language around gender (Zmigrod et al., 2019; Dacon and Liu, 2021; Rudinger et al., 2018; Liu et al., 2020) and racial bias (Davidson et al., 2019; Blodgett and O’Connor, 2017; Xia et al., 2020; Liu et al., 2020). Meanwhile, there has been relatively little work on societal bias such as toxicity, offensive and abusive language, and hate speech de-

tection for LGBTQIA+ individuals (Chakravarthi et al., 2021). Recently, NLP researchers are narrowing their focused work to detect and measure online harmfulness against LGBTQIA+ individuals (Barikeri et al., 2021; Chakravarthi et al., 2021). Specifically, Chakravarthi et al. (2021) provides a new hierarchical taxonomy for online homophobia and transphobia detection, as well as an homophobic/transphobic labeled dataset which comprises 15,141 annotated multilingual Youtube comments.

7 Conclusion

In this study, we conducted a systemic evaluation of harmful comments geared towards the LGBTQIA+ community by real Reddit users by isolating and labeling the queerness (*LGBTQIA+*, *straight*) dimension from REDDITBIAS (Barikeri et al., 2021). We exploit two out-of-the-box ML methods and 3 state-of-the-art large language models to evaluate the harmfulness of comments and our findings show promising results.

Despite HateBERT (Caselli et al., 2020) being pre-trained for hate speech and abusive language detection, BERT outperformed all our proposed baseline models and LLMs achieving an F1-score ≥ 0.82 for each label, with the exception of the threat (Th) label due to the extremely low number of *harmful* samples in our multi-label classification task. While this dataset may be useful to understand societal biases, we must warrant mentioning that examples containing *stereotypes*, *profanity*, *vulgarity* and other harmful language that were categorized into 6 distinct classes may be more offensive, triggering or disturbing than the numbers reflected in both the paper and dataset to LGBTQIA+ individuals.

We intend to release our multi-labeled dataset for future shared tasks of online Anti-LGTBQIA+ content detection. We hope that our contributions can constitute potential groundwork on ways that LGBTQIA+ relevant data can effectively be integrated in conversational platforms (e.g., Reddit, Twitter, Facebook) to better facilitate harmful online conversational content. In the future, we aim to explore bias mitigation solutions towards members of the LGBTQIA+ community with the objective of creating a safe and inclusive place that welcomes, supports, and values all LGBTQIA+ individuals, activists and allies both online and offline.

8 Limitations and Ethical Considerations

Our work solely calls for NLP practitioners to prioritize collecting a set of training data with several examples to detect harmful online content by interpreting visual content in context. All authors declare that all data used is publicly available and do not intend for increased feelings of marginalization. We solely attempt to highlight the need for impactful speech and language technologies to readily identify and quickly remove harmful online content to minimize further stigmatization of an already marginalized community.

Words associated with swearing, insults, or profanity that are present in a comment such as “*lol bro you gay as fuck lmao!*” will be classified as toxic, regardless of the tone or the intent of the author *e.g.*, humorous/self-deprecating conversations. Thus, our approach may present some biases toward already vulnerable minority *e.g.* L1 speakers of African American English (AAE) such as BIPOC (Black, Interracial, or People of Color) individuals (Dacon, 2022) which may further censor LGBTQIA+ people online. Therefore, combatting LGBTQIA+ online abuse is particularly challenging, where general-purpose content moderation can be harmful.

All authors understand that findings in this study may consequently lead to other ethical issues as (online) AAE can incorporate both slang and internet-influenced terms which contain several informal phrases, expressions, idioms, and cultural and regional-specific lingo (Blodgett et al., 2020; Dacon, 2022). Lastly, we must mention that the opinions that are presented in this paper solely represent the views of the authors, and do not necessarily reflect the official policies of their respective organizations.

9 Acknowledgements

This work was made possible in part by the support of both Jamell Dacon and Harry Shomer from National Science Foundation DGE-1828149. The authors would like to thank the anonymous reviewers for their constructive comments.

References

Ari Ball-Burack, Michelle Seng Ah Lee, Jennifer Cobbe, and Jatinder Singh. 2021. [Differential tweetment: Mitigating racial dialect bias in harmful tweet detection](#). In *Proceedings of the 2021 ACM Conference on Fairness, Accountability, and Transparency*,

FACCT '21, page 116–128, New York, NY, USA. Association for Computing Machinery.

Soumya Barikeri, Anne Lauscher, Ivan Vulić, and Goran Glavaš. 2021. [RedditBias: A real-world resource for bias evaluation and debiasing of conversational language models](#). In *Proceedings of the 59th Annual Meeting of the Association for Computational Linguistics and the 11th International Joint Conference on Natural Language Processing (Volume 1: Long Papers)*, Online. Association for Computational Linguistics.

Federico Bianchi and Dirk Hovy. 2021. [On the gap between adoption and understanding in NLP](#). In *Findings of the Association for Computational Linguistics: ACL-IJCNLP 2021*, pages 3895–3901, Online. Association for Computational Linguistics.

Su Lin Blodgett, Solon Barocas, Hal Daumé III, and Hanna Wallach. 2020. [Language \(technology\) is power: A critical survey of “bias” in NLP](#). In *Proceedings of the 58th Annual Meeting of the Association for Computational Linguistics*, pages 5454–5476, Online. Association for Computational Linguistics.

Su Lin Blodgett and Brendan O’Connor. 2017. [Racial disparity in natural language processing: A case study of social media african-american english](#). *CoRR*, abs/1707.00061.

Tommaso Caselli, Valerio Basile, Jelena Mitrovic, and Michael Granitzer. 2020. [Hatebert: Retraining BERT for abusive language detection in english](#). *CoRR*, abs/2010.12472.

Bharathi Raja Chakravarthi, Ruba Priyadarshini, Rahul Ponnusamy, Prasanna Kumar Kumaresan, Kayalvizhi Sampath, Durairaj Thenmozhi, Sathiyaraj Thangasamy, Rajendran Nallathambi, and John Philip McCrae. 2021. [Dataset for identification of homophobia and transphobia in multilingual youtube comments](#). *CoRR*, abs/2109.00227.

Jamell Dacon. 2022. [Towards a deep multi-layered dialectal language analysis: A case study of african-american english](#). In *Proceedings of the Second Workshop on Bridging Human-Computer Interaction and Natural Language Processing*.

Jamell Dacon and Haochen Liu. 2021. [Does gender matter in the news? detecting and examining gender bias in news articles](#). New York, NY, USA. Association for Computing Machinery.

Jamell Dacon and Jiliang Tang. 2021. [What truly matters? using linguistic cues for analyzing the #blacklivesmatter movement and its counter protests: 2013 to 2020](#). *CoRR*, abs/2109.12192.

Thomas Davidson, Debasmita Bhattacharya, and Ingmar Weber. 2019. [Racial bias in hate speech and abusive language detection datasets](#). In *Proceedings of the Third Workshop on Abusive Language Online*, pages 25–35, Florence, Italy. Association for Computational Linguistics.

- Jacob Devlin, Ming-Wei Chang, Kenton Lee, and Kristina Toutanova. 2019. [BERT: Pre-training of deep bidirectional transformers for language understanding](#). In *Proceedings of the 2019 Conference of the North American Chapter of the Association for Computational Linguistics: Human Language Technologies, Volume 1 (Long and Short Papers)*, pages 4171–4186, Minneapolis, Minnesota. Association for Computational Linguistics.
- Anjalie Field, Chan Young Park, Kevin Z. Lin, and Yulia Tsvetkov. 2022. [Controlled analyses of social biases in wikipedia bios](#). In *Proceedings of the ACM Web Conference 2022, WWW '22*, page 2624–2635, New York, NY, USA. Association for Computing Machinery.
- Paula Fortuna, Juan Soler, and Leo Wanner. 2020. [Toxic, hateful, offensive or abusive? what are we really classifying? an empirical analysis of hate speech datasets](#). In *Proceedings of the 12th Language Resources and Evaluation Conference*, pages 6786–6794, Marseille, France. European Language Resources Association.
- Antigoni Founta, Constantinos Djouvas, Despoina Chatzakou, Ilias Leontiadis, Jeremy Blackburn, Gianluca Stringhini, Athena Vakali, Michael Sirivianos, and Nicolas Kourtellis. 2018. [Large scale crowdsourcing and characterization of twitter abusive behavior](#). *Proceedings of the International AAAI Conference on Web and Social Media*, 12(1).
- Zhiwei Gao, Shuntaro Yada, Shoko Wakamiya, and Eiji Aramaki. 2020. [Offensive language detection on video live streaming chat](#). In *Proceedings of the 28th International Conference on Computational Linguistics*, pages 1936–1940, Barcelona, Spain (Online). International Committee on Computational Linguistics.
- Goran Glavaš, Mladen Karan, and Ivan Vulić. 2020. [XHate-999: Analyzing and detecting abusive language across domains and languages](#). In *Proceedings of the 28th International Conference on Computational Linguistics*, pages 6350–6365, Barcelona, Spain (Online). International Committee on Computational Linguistics.
- Laura Hanu and Unitary team. 2020. Detoxify. Github. <https://github.com/unitaryai/detoxify>.
- Katikapalli Subramanyam Kalyan, Ajit Rajasekharan, and Sivanesan Sangeetha. 2021. Ammus: A survey of transformer-based pretrained models in natural language processing. *arXiv preprint arXiv:2108.05542*.
- David G Kleinbaum, K Dietz, M Gail, Mitchel Klein, and Mitchell Klein. 2002. *Logistic regression*. Springer.
- Haochen Liu, Jamell Dacon, Wenqi Fan, Hui Liu, Zitao Liu, and Jiliang Tang. 2020. [Does gender matter? towards fairness in dialogue systems](#). In *Proceedings of the 28th International Conference on Computational Linguistics*, pages 4403–4416, Barcelona, Spain (Online). International Committee on Computational Linguistics.
- Yinhan Liu, Myle Ott, Naman Goyal, Jingfei Du, Mandar Joshi, Danqi Chen, Omer Levy, Mike Lewis, Luke Zettlemoyer, and Veselin Stoyanov. 2019. [Roberta: A robustly optimized BERT pretraining approach](#). *CoRR*, abs/1907.11692.
- Edward Loper and Steven Bird. 2002. [NLTK: The natural language toolkit](#). In *Proceedings of the ACL-02 Workshop on Effective Tools and Methodologies for Teaching Natural Language Processing and Computational Linguistics*, pages 63–70, Philadelphia, Pennsylvania, USA. Association for Computational Linguistics.
- Ilya Loshchilov and Frank Hutter. 2017. Decoupled weight decay regularization. *arXiv preprint arXiv:1711.05101*.
- Scott Menard. 2002. *Applied logistic regression analysis*, volume 106. Sage.
- Isar Nejadgholi and Svetlana Kiritchenko. 2020. [On cross-dataset generalization in automatic detection of online abuse](#). In *Proceedings of the Fourth Workshop on Online Abuse and Harms*, pages 173–183, Online. Association for Computational Linguistics.
- William S Noble. 2006. What is a support vector machine? *Nature biotechnology*, 24(12):1565–1567.
- Organizers of QueerInAI, Ashwin S, William Agnew, Hetvi Jethwani, and Arjun Subramonian. 2021. [Rebuilding trust: Queer in ai approach to artificial intelligence risk management](#).
- Dante Razo and Sandra Kübler. 2020. [Investigating sampling bias in abusive language detection](#). In *Proceedings of the Fourth Workshop on Online Abuse and Harms*, pages 70–78, Online. Association for Computational Linguistics.
- Michael J. Rosenfeld and Reuben J. Thomas. 2012. [Searching for a mate: The rise of the internet as a social intermediary](#). *American Sociological Review*, 77(4):523–547.
- Rachel Rudinger, Jason Naradowsky, Brian Leonard, and Benjamin Van Durme. 2018. [Gender bias in coreference resolution](#). In *Proceedings of the 2018 Conference of the North American Chapter of the Association for Computational Linguistics: Human Language Technologies, Volume 2 (Short Papers)*, pages 8–14, New Orleans, Louisiana. Association for Computational Linguistics.
- Punyajoy Saha, Binny Mathew, Kiran Garimella, and Animesh Mukherjee. 2021. [“short is the road that leads from fear to hate”: Fear speech in indian whatsapp groups](#). In *Proceedings of the Web Conference 2021, WWW '21*, page 1110–1121, New York, NY, USA. Association for Computing Machinery.

Ashish Vaswani, Noam Shazeer, Niki Parmar, Jakob Uszkoreit, Llion Jones, Aidan N Gomez, Łukasz Kaiser, and Illia Polosukhin. 2017. Attention is all you need. *Advances in neural information processing systems*, 30.

Kunze Wang, Dong Lu, Caren Han, Siqu Long, and Josiah Poon. 2020. [Detect all abuse! toward universal abusive language detection models](#). In *Proceedings of the 28th International Conference on Computational Linguistics*, pages 6366–6376, Barcelona, Spain (Online). International Committee on Computational Linguistics.

Zeeraq Waseem, Thomas Davidson, Dana Warmusley, and Ingmar Weber. 2017. [Understanding abuse: A typology of abusive language detection subtasks](#). In *Proceedings of the First Workshop on Abusive Language Online*, pages 78–84, Vancouver, BC, Canada. Association for Computational Linguistics.

Zeeraq Waseem and Dirk Hovy. 2016. [Hateful symbols or hateful people? predictive features for hate speech detection on Twitter](#). In *Proceedings of the NAACL Student Research Workshop*, pages 88–93, San Diego, California. Association for Computational Linguistics.

Raymond E Wright. 1995. Logistic regression.

Mengzhou Xia, Anjalie Field, and Yulia Tsvetkov. 2020. [Demoting racial bias in hate speech detection](#). In *Proceedings of the Eighth International Workshop on Natural Language Processing for Social Media*, pages 7–14, Online. Association for Computational Linguistics.

Wenjie Yin and Arkaitz Zubiaga. 2021. Towards generalisable hate speech detection: a review on obstacles and solutions. *PeerJ Computer Science*, 7:e598.

Marcos Zampieri, Shervin Malmasi, Preslav Nakov, Sara Rosenthal, Noura Farra, and Ritesh Kumar. 2019. [SemEval-2019 task 6: Identifying and categorizing offensive language in social media \(OffenseEval\)](#). In *Proceedings of the 13th International Workshop on Semantic Evaluation*, pages 75–86, Minneapolis, Minnesota, USA. Association for Computational Linguistics.

Ran Zmigrod, Sabrina J. Mielke, Hanna Wallach, and Ryan Cotterell. 2019. [Counterfactual data augmentation for mitigating gender stereotypes in languages with rich morphology](#). In *Proceedings of the 57th Annual Meeting of the Association for Computational Linguistics*, pages 1651–1661, Florence, Italy. Association for Computational Linguistics.

A Annotation Guidelines

First, you will be given an extensive list of acronyms and terms from OutRight (Link: <https://outrightinternational.org/content/acronyms-explained>), an

LGBTQIA+ human rights organization. After, you will be given a comment, where your task is to indicate whether a comment is *toxic* or *non-toxic*. If a comment is deemed *toxic*, then you be provided with 5 additional labels (*severe toxicity, obscene, threat, insult and identity attack*) to correctly identify and determine if a comment qualifies to be classified under one or more of the 5 additional labels.

Human Annotator Protocol

1. Are you a member of the LGBTQIA+ community?
2. If you responded “no” above, are you an LGBTQIA+ activist or ally?
3. If you responded “no” above, please stop here.
4. If you responded “yes” any of above question, given the extensive acronym list what is your identity, sexuality, and relationship? (Optional. This information is collected, but not saved, only for demographic purposes.)
5. Are you willing to annotate several Reddit comments that contain *stereotypes, profanity, vulgarity* and other harmful language geared towards LGBTQIA+ individuals?
6. If you responded “yes” above, we must mention that if you believe you may become triggered or disturbed and cannot continue, please stop here.
7. If you responded “no” above, please stop here.

Rating/ Sensitivity Protocol

1. As you responded “yes” a previous question,

... *Are you willing to annotate several Reddit comments that contain stereotypes, profanity, vulgarity and other harmful language geared towards LGBTQIA+ individuals?*

You will be provided with 1000 comments which we have sampled from our *binary* classification, and 5 additional labels.

2. For each comment, you will be tasked is to indicate whether a comment is *toxic* or *non-toxic*.
Is this comment toxic?

- (a) If you responded “yes” above, please select one or more of the appropriate labels provided considering these two classes, “harmful : 1” and “non-harmful : 0”.
- (b) If you responded “no” above, please discard this comment.

3. Have you ever seen, heard, used or been called any of these Anti-LGBTQIA+ terms in a particular comment, for example, on social media or in-person?

4. If you responded “yes” above, do you feel triggered, disturbed or distressed reading this comment. (Optional. This information is collected, but is not saved, only for demographic purposes.)

We would like to remind you that the objective of this study is not to cause more harm, but to create a safe and inclusive place that welcomes, supports, and values all LGBTQIA+ individuals both online and offline. However, due to the overall purpose of this study, we focus on online inclusivity.

B Data Breakdown

In this section, we display a breakdown of the data as the toxicity label is not an across-the-board label, but there exists a large amount of overlap between labels.

In total, there are 7459 toxicity comments. (75.12% of all data.)

- 185 or 2.48% were also severe toxicity.
- 1590 or 21.32% were also obscene.
- 28 or 0.38% were also threat.
- 2244 or 30.08% were also insult.
- 4494 or 60.25% were also identity attack.

In total, there are 185 severe toxicity comments. (1.86% of all data.)

- 185 or 100.00% were also toxicity.
- 185 or 100.00% were also obscene.
- 13 or 7.03% were also threat.
- 185 or 100.00% were also insult.
- 184 or 99.46% were also identity attack.

In total, there are 1590 obscene comments. (16.01% of all data.)

- 1590 or 100.00% were also toxicity.
- 185 or 11.64% were also severe toxicity.
- 23 or 1.45% were also threat.

- 1512 or 95.09% were also insult.
- 1443 or 90.75% were also identity attack.

In total, there are 28 threat comments. (0.28% of all data.)

- 28 or 100.00% were also toxicity.
- 13 or 46.43% were also severe toxicity.
- 23 or 82.14% were also obscene.
- 25 or 89.29% were also insult.
- 27 or 96.43% were also identity attack.

In total, there are 2244 insult comments. (22.60% of all data.)

- 2244 or 100.00% were also toxicity.
- 185 or 8.24% were also severe toxicity.
- 1512 or 67.38% were also obscene.
- 25 or 1.11% were also threat.
- 2141 or 95.41% were also identity attack.

In total, there are 4494 identity attack comments. (45.26% of all data.)

- 4494 or 100.00% were also toxicity.
- 184 or 4.09% were also severe toxicity.
- 1443 or 32.11% were also obscene.
- 27 or 0.60% were also threat.
- 2141 or 47.64% were also insult.

C Feature Distribution Plots

In this section, we display feature distribution *i.e.*, visualization of the variation in the data distribution of each label. These distribution plots represent the overall distribution of the continuous data variables.

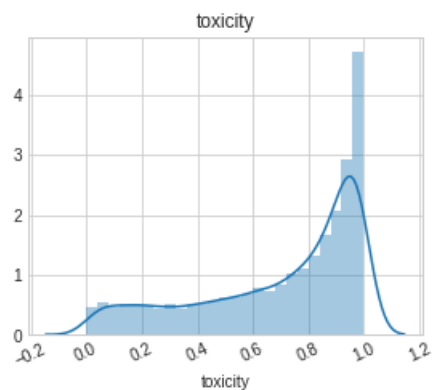


Figure 2: Toxicity feature distribution.

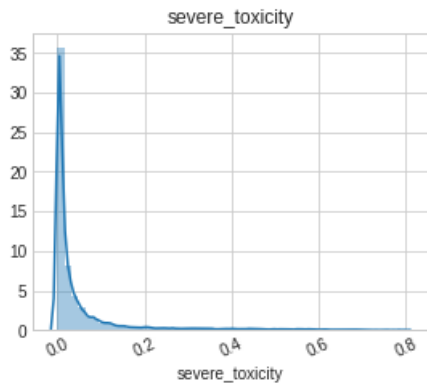


Figure 3: Severe Toxicity feature distribution.

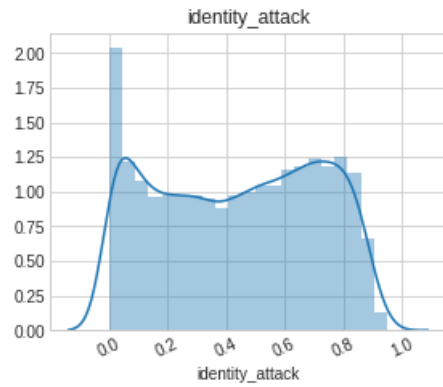


Figure 7: Identity attack feature distribution.

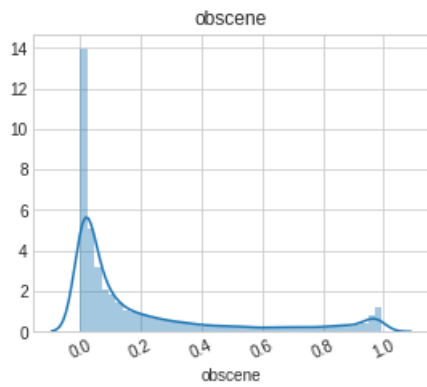


Figure 4: Obscene feature distribution.

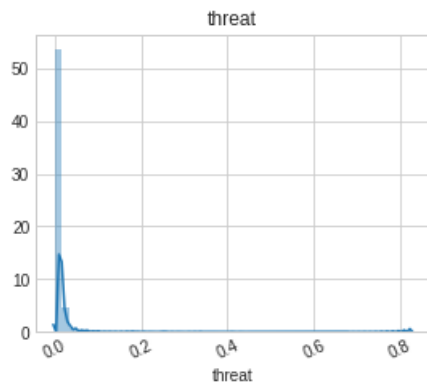


Figure 5: Threat feature distribution.

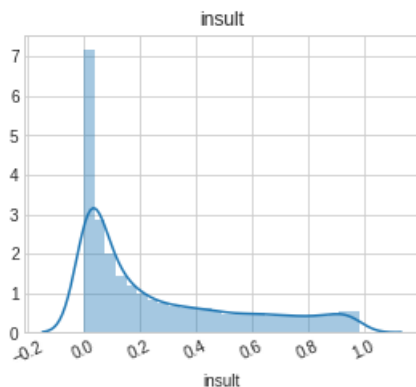


Figure 6: Insult feature distribution.

D Word Contribution

Disclaimer: Due to the overall purpose of the study, several terms in the figures may be offensive or disturbing (e.g. profane, vulgar, or homophobic slurs). These terms are not filtered as they are representative of essential aspects in the dataset.

In this section, we demonstrate which words constitutes towards a “harmful” or “non-harmful” comment. In Figures 8 – 13, we display the top 30 most frequent words per label.

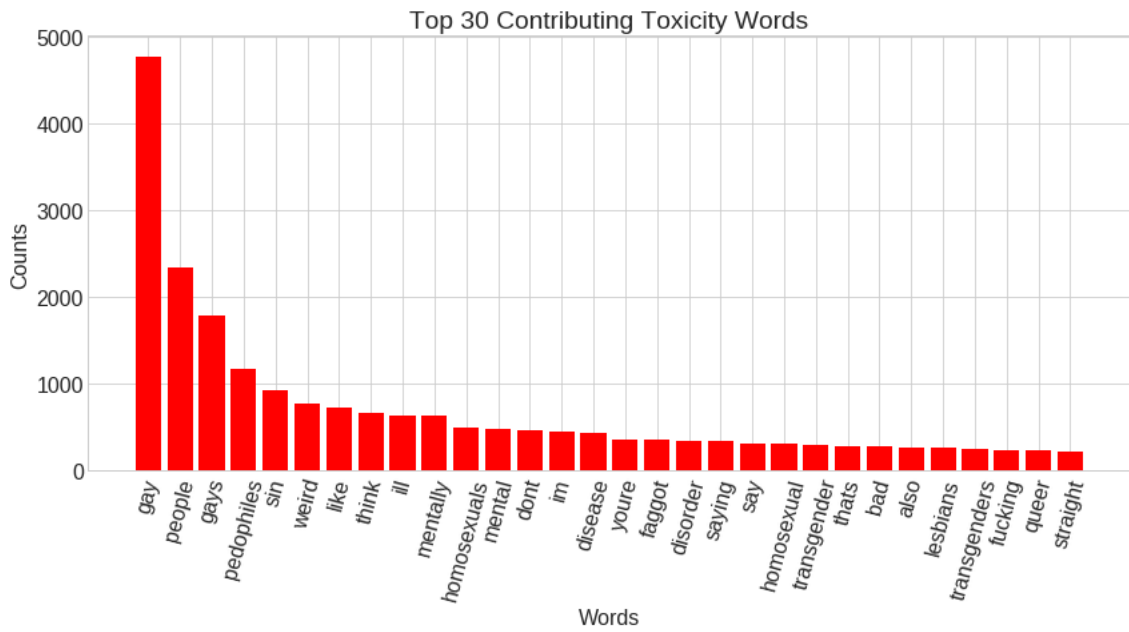


Figure 8: Top 30 most frequent words contributing to the Toxicity label.

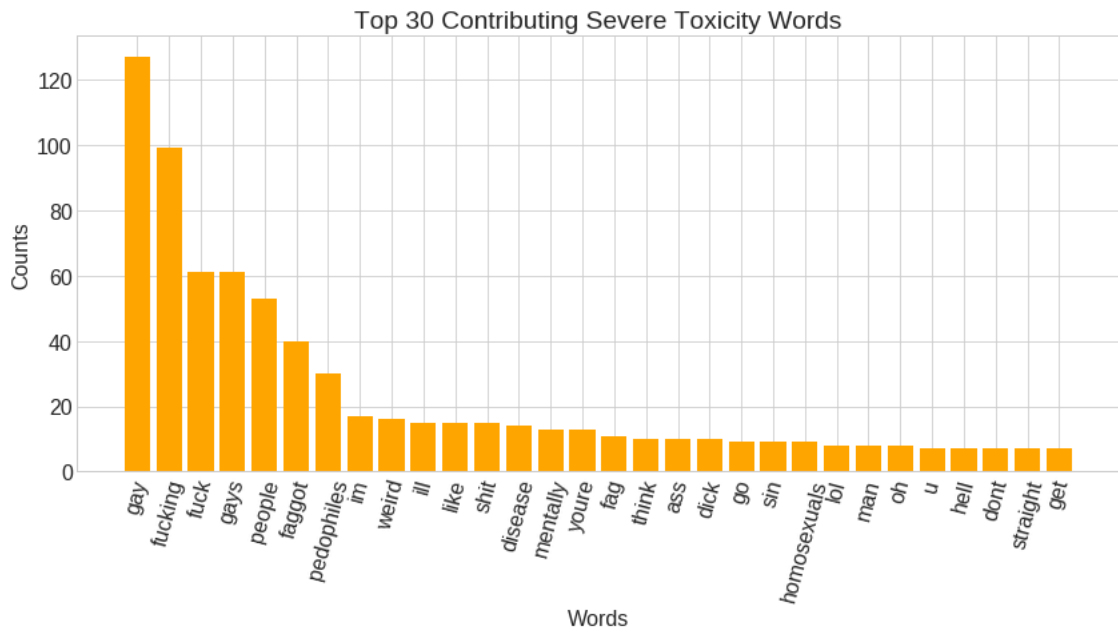


Figure 9: Top 30 most frequent words contributing to the Severe Toxicity label.

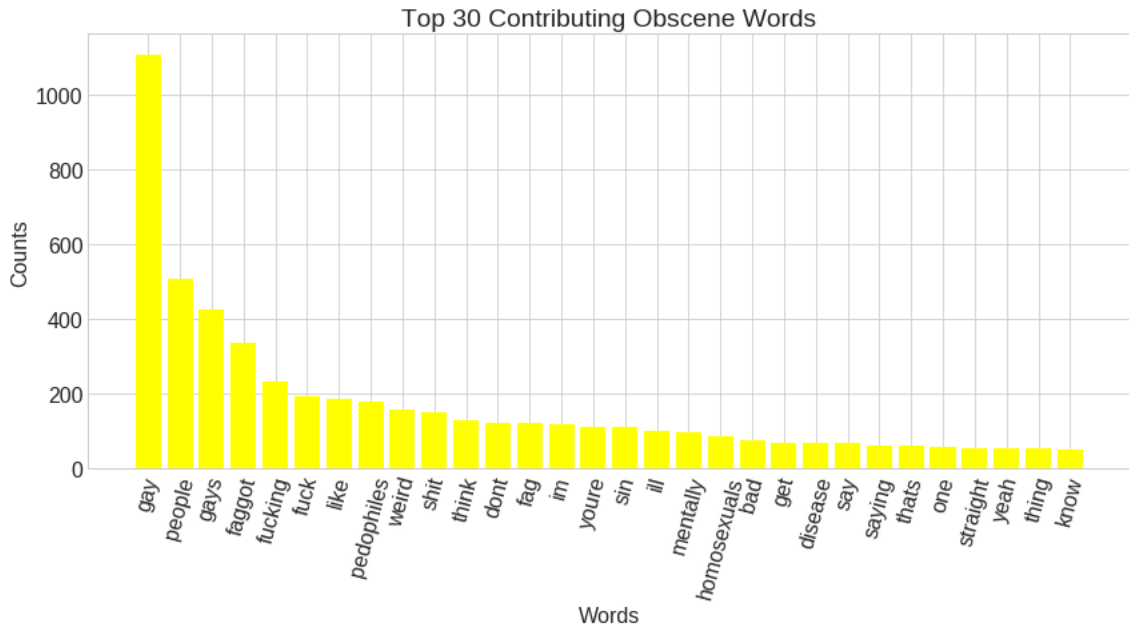


Figure 10: Top 30 most frequent words contributing to the Obscene label.

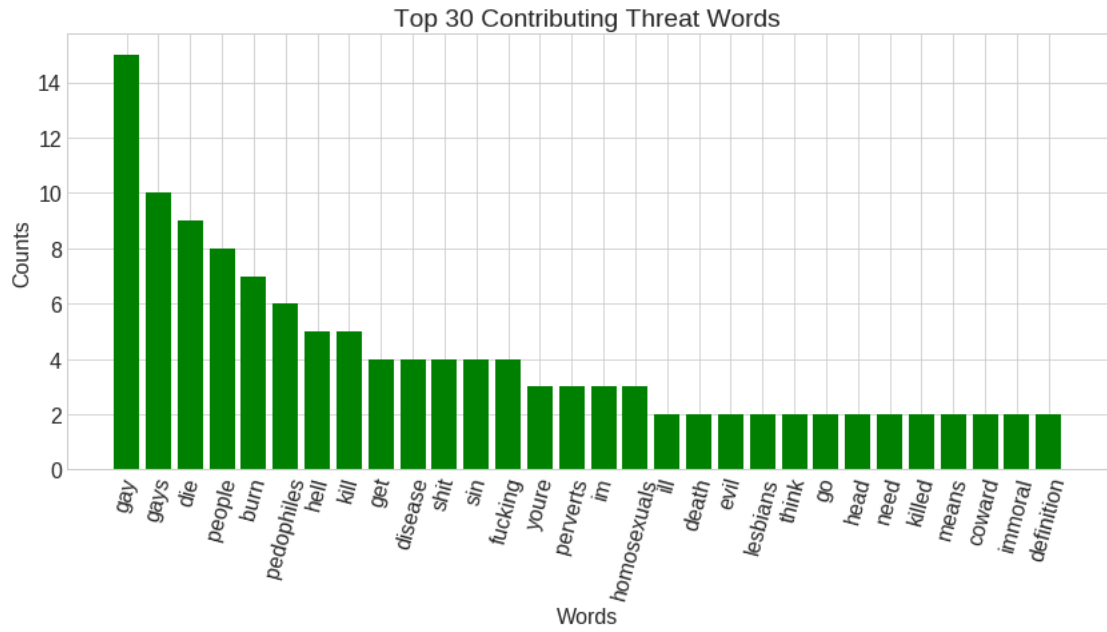


Figure 11: Top 30 most frequent words contributing to the Threat label.

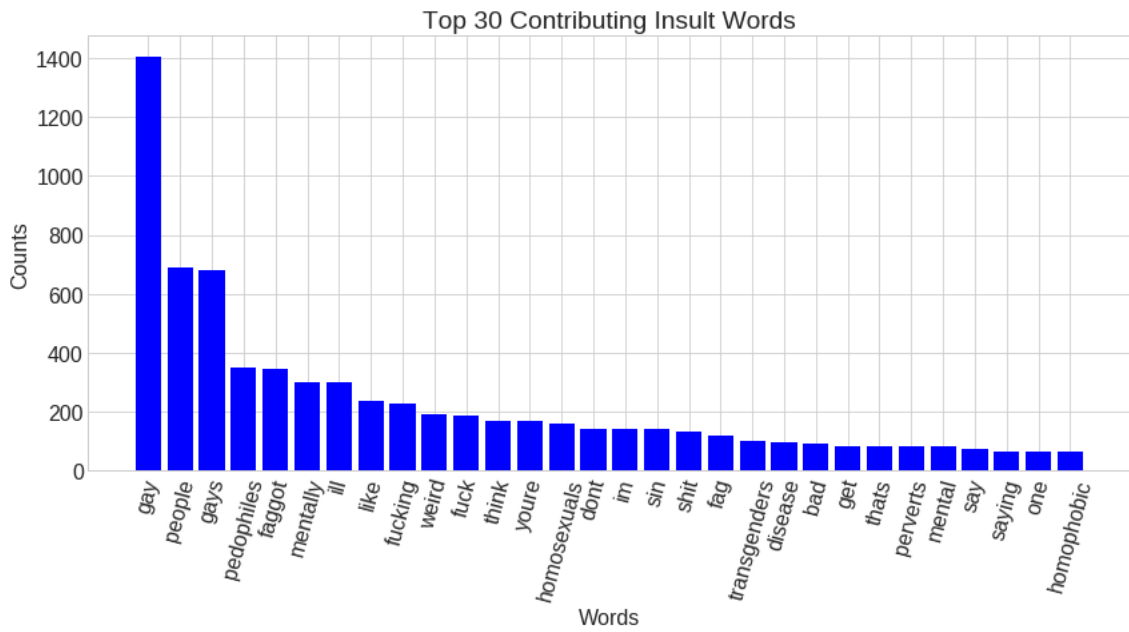


Figure 12: Top 30 most frequent words contributing to the Insult label.

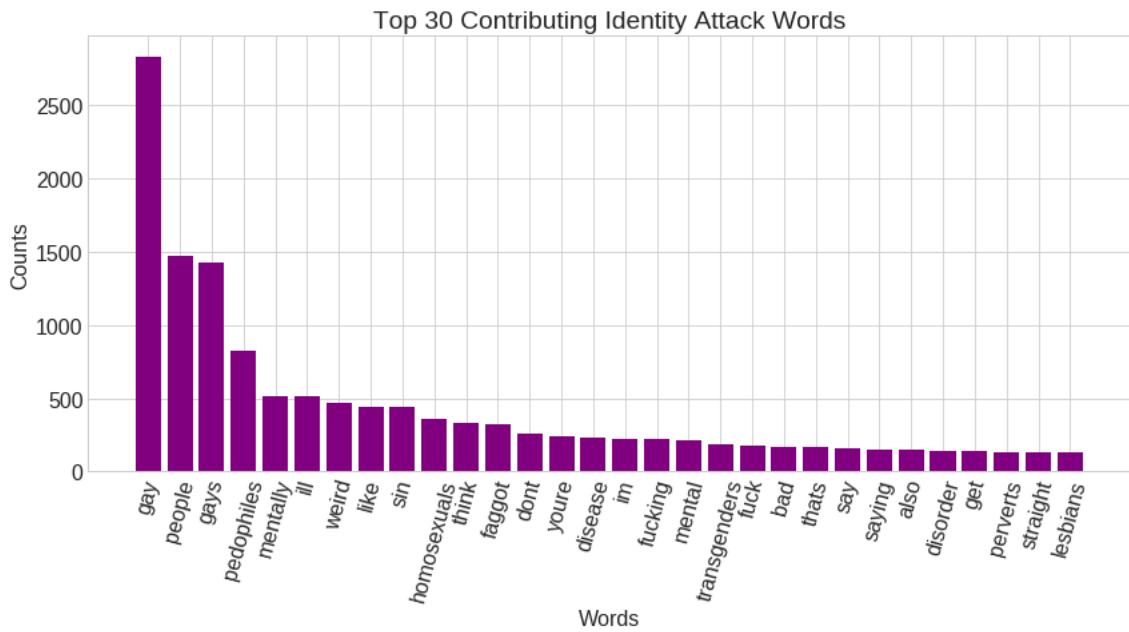


Figure 13: Top 30 most frequent words contributing to the Identity Attack label.