

N-QUANDLES OF SPATIAL GRAPHS

VERÓNICA BACKER PERAL AND BLAKE MELLOR

ABSTRACT. The fundamental quandle is a powerful invariant of knots, links and spatial graphs, but it is often difficult to determine whether two quandles are isomorphic. One approach is to look at quotients of the quandle, such as the n -quandle defined by Joyce [8]; in particular, Hoste and Shanahan [5] classified the knots and links with finite n -quandles. Mellor and Smith [12] introduced the N -quandle of a link as a generalization of Joyce's n -quandle, and proposed a classification of the links with finite N -quandles. We generalize the N -quandle to spatial graphs, and investigate which spatial graphs have finite N -quandles. We prove basic results about N -quandles for spatial graphs, and conjecture a classification of spatial graphs with finite N -quandles, extending the conjecture for links in [12]. We verify the conjecture in several cases, and also present a possible counterexample.

1. INTRODUCTION

The *fundamental quandle* of a knot or link was introduced by Joyce [7, 8] and, independently, by Matveev [9]. The quandle is a complete invariant of tame knots (up to a change of orientation); unfortunately, classifying quandles is not much easier than classifying knots. One approach is to look at quotients of the fundamental quandle; of particular interest are cases when the quotients are finite, and so may be relatively easily computed and compared.

Joyce [7, 8] introduced the n -quandle, where every element of the quandle has a finite “order” of n . Hoste and Shanahan [5] proved that for a link L the n -quandle $Q_n(L)$ is finite if and only if L is the singular locus (with each component labeled n) of a spherical 3-orbifold with underlying space \mathbb{S}^3 . This result, together with Dunbar's [2] classification of all geometric, non-hyperbolic 3-orbifolds, allowed them to give a complete list of all knots and links in \mathbb{S}^3 with finite n -quandles for some n [5]. Many of these finite n -quandles have been described in detail [1, 4, 11].

Some orbifolds in Dunbar's paper have a singular locus that is a link with different labels on different components. With this motivation, Mellor and Smith [12] defined N -quandles as a generalization of n -quandles, where now elements in different components of the quandle have different “orders”. They proved that every labeled link appearing as the singular locus of a spherical orbifold with underlying space \mathbb{S}^3 in Dunbar's classification has a corresponding finite N -quandle, and conjectured that these are the only links with finite N -quandles.

However, Dunbar's classification also includes orbifolds whose singular locus is a graph with labels on the edges. Niebrzydowski [13] defined fundamental quandles for spatial graphs, and the notion of the n -quandle and N -quandle are easily extended to this context. So it is natural to again conjecture that a spatial graph has a finite N -quandle if and only if it appears in Dunbar's classification. The purpose of this paper is to put forward this conjecture, and to investigate the evidence both

This paper includes results from the first author's senior thesis at LMU.

for and against it. In particular, we show that many of the graphs in Dunbar's list do, indeed, have finite N -quandles, but also identify a potential counterexample.

In section 2, we will review the definitions of quandles and N -quandles, and of the fundamental quandle (and N -quandle) of a link or spatial graph. We also prove some elementary results about N -quandles of spatial graphs. At the end of this section we state our Main Conjecture:

Main Conjecture. *A spatial graph G has a finite N -quandle if and only if there is a spherical orbifold with underlying space \mathbb{S}^3 whose singular locus is the edge-labeled spatial graph (H, M) , where (G, N) divides a graph (G, N') that is homeomorphic to a subgraph of (H, M) .*

Our primary approach to verifying this conjecture for particular spatial graphs is to compute the *Cayley graphs* of the associated N -quandles. We review the algorithm to compute the Cayley graph of a quandle in section 3. In section 4 we will consider specific labeled graphs which appear in Dunbar's classification of 3-orbifolds; we show that all but one of them (our potential counterexample) has a finite N -quandle. In section 5 we verify the conjecture for some infinite families of graphs by explicitly computing the size of their N -quandles (see Theorem 5.1 and Corollary 5.2). Finally, we will pose some questions for further investigation.

2. QUANDLES AND SPATIAL GRAPHS

2.1. Quandles, n -quandles and N -quandles. We begin with a review of the definition of a quandle and its associated n -quandles. We refer the reader to [3], [7], [8], and [15] for more detailed information.

A *quandle* is a set Q equipped with two binary operations \triangleright and \triangleright^{-1} that satisfy the following three axioms:

- A1.** $x \triangleright x = x$ for all $x \in Q$.
- A2.** $(x \triangleright y) \triangleright^{-1} y = x = (x \triangleright^{-1} y) \triangleright y$ for all $x, y \in Q$.
- A3.** $(x \triangleright y) \triangleright z = (x \triangleright z) \triangleright (y \triangleright z)$ for all $x, y, z \in Q$.

Each element $x \in Q$ defines a map $S_x : Q \rightarrow Q$ by $S_x(y) = y \triangleright x$. The axiom A2 implies that each S_x is a bijection and the axiom A3 implies that each S_x is a quandle homomorphism, and therefore an automorphism. We call S_x the *point symmetry at x* . The *inner automorphism group* of Q , $\text{Inn}(Q)$, is the group of automorphisms generated by the point symmetries.

It is important to note that the operation \triangleright is, in general, not associative. To clarify the distinction between $(x \triangleright y) \triangleright z$ and $x \triangleright (y \triangleright z)$, we adopt the exponential notation introduced by Fenn and Rourke in [3] and denote $x \triangleright y$ as x^y and $x \triangleright^{-1} y$ as $x^{\bar{y}}$. With this notation, x^{yz} will be taken to mean $(x^y)^z = (x \triangleright y) \triangleright z$ whereas x^{y^z} will mean $x \triangleright (y \triangleright z)$.

The following useful lemma from [3] describes how to re-associate a product in a quandle given by a presentation.

Lemma 2.1. *If a^u and b^v are elements of a quandle, then*

$$(a^u)^{(b^v)} = a^{u\bar{v}bv} \quad \text{and} \quad (a^u)^{\overline{(b^v)}} = a^{u\bar{v}\bar{b}\bar{v}}.$$

Using Lemma 2.1, elements in a quandle given by a presentation $\langle S \mid R \rangle$ can be represented as equivalence classes of expressions of the form a^w where a is a generator in S and w is a word in the free group on S (with \bar{x} representing the inverse of x).

If n is a natural number, a quandle Q is an n -quandle if $x^{y^n} = x$ for all $x, y \in Q$, where by y^n we mean y repeated n times. Given a presentation $\langle S | R \rangle$ of Q , a presentation of the quotient n -quandle Q_n is obtained by adding the relations $x^{y^n} = x$ for every pair of distinct generators x and y .

The action of the inner automorphism group $\text{Inn}(Q)$ on the quandle Q decomposes the quandle into disjoint orbits. These orbits are the *components* (or *algebraic components*) of the quandle Q ; a quandle is *connected* if it has only one component. We generalize the notion of an n -quandle by picking a different n for each component of the quandle.

Definition. Given a quandle Q with k ordered components, labeled from 1 to k , and a k -tuple of natural numbers $N = (n_1, \dots, n_k)$, we say Q is an N -quandle if $x^{y^{n_i}} = x$ whenever $x \in Q$ and y is in the i th component of Q .

Note that the ordering of the components in an N -quandle is very important; the relations depend intrinsically on knowing which component is associated with which number n_i .

Given a presentation $\langle S | R \rangle$ of Q , a presentation of the quotient N -quandle Q_N is obtained by adding the relations $x^{y^{n_i}} = x$ for every pair of distinct generators x and y , where y is in the i th component of Q . An n -quandle is then the special case of an N -quandle where $n_i = n$ for every i .

2.2. Fundamental quandles of links and spatial graphs. If G is an oriented knot, link or spatial graph in \mathbb{S}^3 , then a presentation of its fundamental quandle, $Q(G)$, can be derived from a regular diagram D of G by a process similar to the Wirtinger algorithm (this was described for links by Joyce [8], and extended to spatial graphs by Niebrzydowski [13]). We assign a quandle generator x_1, x_2, \dots, x_n to each arc of D , then introduce relations at each crossing and (for spatial graphs) vertex. At a crossing, we introduce the relation $x_i = x_k^{x_j}$ as shown on the left in Figure 1. At a vertex with incident edges a_1, a_2, \dots, a_n , as shown on the right in Figure 1, we introduce the relation $((x \triangleright^{\varepsilon_1} a_1) \triangleright^{\varepsilon_2} a_2) \cdots \triangleright^{\varepsilon_n} a_n = x$ (where $\varepsilon_i = 1$ if a_i is directed into the vertex, and $\varepsilon_i = -1$ if a_i is directed out from the vertex). It is easy to check that the Reidemeister moves for spatial graphs do not change the quandle given by this presentation so that the quandle is indeed an invariant of the oriented spatial graph (or link).

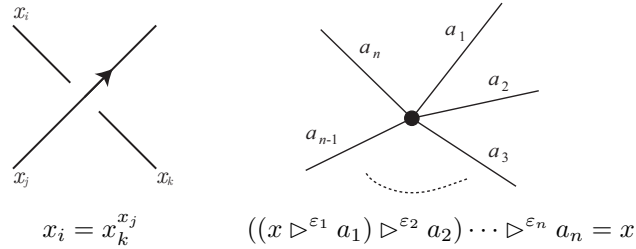


FIGURE 1. The fundamental quandle relations at a crossing and at a vertex.

If n is a natural number, we can take the quotient $Q_n(G)$ of the fundamental quandle $Q(G)$ to obtain the fundamental n -quandle of the spatial graph. Hoste and Shanahan [5] classified all pairs (L, n) for which $Q_n(L)$ is finite, where L is a link.

Fenn and Rourke [3] observed that for a link L , the components of the quandle $Q(L)$ are in bijective correspondence with the components of the link L , with each component of the quandle containing the generators of the Wirtinger presentation associated to the corresponding link component. Similarly, for a spatial graph G , the components of the quandle $Q(G)$ correspond to the **edges** of the graph G . This is because two distinct generators of the quandle (from the Wirtinger presentation) are in the same component if and only if the corresponding arcs of the diagram are separated by a sequence of crossings; hence they must lie on the same edge.

So if we have a graph G with k edges, and label each edge e_i with a natural number n_i , we can let $N = (n_1, \dots, n_k)$ and take the quotient $Q_N(G)$ of the fundamental quandle $Q(G)$ to obtain the fundamental N -quandle of the graph (this depends on the ordering of the edges). If $Q(G)$ has the Wirtinger presentation from a diagram D , then we obtain a presentation for $Q_N(G)$ by adding relations $x^{y^{n_i}} = x$ for each pair of distinct generators x and y where y corresponds to an arc of edge e_i in the diagram D .

Remark 2.1. It is worth observing that if $x_i^y = x_i$ for every *generator* x_i of a quandle, then $x^y = x$ for every *element* x of the quandle. Say $x = x_1^{x_2 x_3 \dots x_m}$, where each x_i is a generator. Then

$$x^y = x_1^{x_2 x_3 \dots x_m y} = x_1^{y(\bar{y} x_2 y)(\bar{y} x_3 y) \dots (\bar{y} x_m y)} = (x_1^y)^{(x_2^y)(x_3^y) \dots (x_m^y)} = x_1^{x_2 x_3 \dots x_m} = x.$$

We will use this fact when constructing Cayley graphs for N -quandles.

2.3. Properties of N -quandles. In this section, we will make some observations about N -quandles, particularly for spatial graphs. Given two k -tuples $N = (n_1, \dots, n_k)$ and $M = (m_1, \dots, m_k)$, we say that M *divides* N (or $M|N$) if $m_i|n_i$ for each i . If G is a spatial graph with k edges, we will also say the labeled graph (G, M) divides the labeled graph (G, N) .

Lemma 2.2. *If G is a spatial graph with k edges (or a link with k components), and N and M are k -tuples with $M|N$, then $|Q_M(G)| \leq |Q_N(G)|$. In particular, if $Q_N(G)$ is finite, so is $Q_M(G)$.*

Proof. Since the graph is the same, $Q_M(G)$ and $Q_N(G)$ have the same crossing and vertex relations, and the same number of components. The only difference is that, if y is in the i th component, then in $Q_M(G)$ we have $x^{y^{m_i}} = x$ (for any element x), and in $Q_N(G)$ we have $x^{y^{n_i}} = x$. Since $m_i|n_i$, this means the relation $x^{y^{n_i}} = x$ holds in both quandles. So every relation in $Q_N(G)$ holds in $Q_M(G)$, which means $Q_M(G)$ is a quotient of $Q_N(G)$, and hence smaller (or the same cardinality). \square

Lemma 2.3. *Let G be a spatial graph with k edges e_1, \dots, e_k (or a link with k components). Let $G_i = G - e_i$ (the result of deleting edge (or component) e_i). If $N = (n_1, \dots, n_k)$, let $N_i = (n_1, \dots, n_{i-1}, n_{i+1}, \dots, n_k)$. Also let C_i be the component of $Q_N(G)$ corresponding to edge e_i . Then $|Q_{N_i}(G_i)| \leq |Q_N(G) - C_i|$. So if $Q_N(G)$ is finite, so is $Q_{N_i}(G_i)$. In particular, if $n_i = 1$, then $|Q_{N_i}(G_i)| = |Q_N(G) - C_i|$.*

Proof. To obtain $Q_{N_i}(G_i)$ from $Q_N(G)$, you simply remove the component C_i , and then add the relations $x^y = x$ for all generators x and all generators y corresponding to arcs along e_i . Since we are adding relations, the quandle cannot get any larger,

so $|Q_{N_i}(G_i)| \leq |Q_N(G) - C_i|$. In the case when $n_i = 1$, the relations $x^y = x$ were already present, so the only change is removing the component C_i . \square

Lemma 2.4. *Consider a graph G with edges e_1, \dots, e_k and an edge labeling $N = (n_1, \dots, n_k)$. Let G^i be the result of adding a vertex v of degree 2 to e_i , splitting it into edges f and g , and give both f and g the same label as e_i . So G^i has edge labeling $N^i = (n_1, \dots, n_i, n_i, \dots, n_k)$. Let C_i be the component of $Q_N(G)$ corresponding to edge e_i , and let C'_i be an isomorphic copy of C_i . Then $Q_{N^i}(G^i) = Q_N(G) \cup C'_i$. In particular, if one of $Q_{N^i}(G^i)$ or $Q_N(G)$ is finite, so is the other.*

Proof. Suppose v is added to arc a , and splits it into arcs b and c , with orientations induced by the orientation on a . The vertex relation at v is $x^{b\bar{c}} = x$, or $x^b = x^c$, where x is any element of the quandle. Any relation of $Q_N(G)$ has a corresponding relation in $Q_{N^i}(G^i)$, with any occurrence of a replaced by b or c . But since $x^b = x^c$, we may assume a is simply replaced by b everywhere. So then $Q_N(G)$ and $Q_{N^i}(G^i)$ have exactly the same quandle relations (up to replacing a by b); the only difference is that $Q_{N^i}(G^i)$ has an extra component corresponding to the extra edge. However, since the vertex v may be placed anywhere along edge e_i without changing the graph topologically, the components C_i and C'_i corresponding to the edges f and g can be exchanged by an automorphism of the graph. Hence, these components must be isomorphic, completing the proof. \square

We will say that edge-labeled spatial graphs (G, N) and (H, M) are *homeomorphic* if one can be obtained from the other by adding and/or removing vertices of degree 2, modifying the labelings at each step as in Lemma 2.4. With these observations, we can state our main conjecture.

Main Conjecture. *A spatial graph G has a finite N -quandle if and only if there is a spherical orbifold with underlying space \mathbb{S}^3 whose singular locus is the edge-labeled spatial graph (H, M) , where (G, N) divides a graph (G, N') that is homeomorphic to a subgraph of (H, M) .*

3. COMPUTING CAYLEY GRAPHS

Given a presentation of a quandle, one can try to systematically enumerate its elements and simultaneously produce a Cayley graph of the quandle. This is our primary means of proving that a quandle is finite. Such a method was described in a graph-theoretic fashion by Winker in [15]. The method is similar to the well-known Todd-Coxeter process for enumerating cosets of a subgroup of a group [14] and has been extended to racks by Hoste and Shanahan [6]. (A rack is more general than a quandle, requiring only axioms A2 and A3.) We provide a brief description of Winker's method applied to the N -quandle of a spatial graph (or link). Suppose G is a labeled spatial graph diagram with c crossings and v vertices, and $Q_N(G)$ is presented as

$$Q_N(G) = \left\langle x_1, x_2, \dots, x_g \mid \{x_{j_i}^{w_i} = x_{k_i}\}_{i=1}^c, \{x^{u_i} = x\}_{i=1}^v, \{x^{x_{n_i}} = x\}_{i=1}^g \right\rangle,$$

where each w_i and u_i is a word in $\{x_1, \dots, x_g, \bar{x}_1, \dots, \bar{x}_g\}$ (representing the crossing and vertex relations, respectively), and n_i is the label on the quandle component containing x_i . As noted in Remark 2.1, for any word w , we use $x^w = x$ as shorthand for the set of relations $\{x_i^w = x_i\}_{i=1}^g$; x may then be understood to be any element of the quandle.

If y is any element of the quandle, then it follows from the relation $x_{j_i}^{w_i} = x_{k_i}$ and Lemma 2.1 that $y^{\overline{w_i x_{j_i} w_i}} = y^{x_{k_i}}$, and so

$$y^{\overline{w_i x_{j_i} w_i} \overline{x_{k_i}}} = y \text{ for all } y \text{ in } Q_N(G).$$

Winker calls this relation the *secondary relation* associated to the *primary relation* $x_{j_i}^{w_i} = x_{k_i}$. We also consider relations of the form $y^{u_i} = y$, for $1 \leq i \leq v$ and $y^{x_i^{n_i}} = y$ for all y and $1 \leq i \leq g$ to be secondary relations (since they apply to all elements of the quandle).

Winker's method now proceeds to build the Cayley graph associated to the presentation as follows:

- (1) Begin with g vertices labeled x_1, x_2, \dots, x_g and numbered $1, 2, \dots, g$.
- (2) Add an oriented loop at each vertex x_i and label it x_i . (This encodes the axiom A1.)
- (3) For each value of i from 1 to r , *trace* the primary relation $x_{j_i}^{w_i} = x_{k_i}$ by introducing new vertices and oriented edges as necessary to create an oriented path from x_{j_i} to x_{k_i} given by w_i . Consecutively number (starting from $g+1$) new vertices in the order they are introduced. Edges are labelled with their corresponding generator and oriented to indicate whether x_i or $\overline{x_i}$ was traversed.
- (4) Tracing a relation may introduce edges with the same label and same orientation into or out of a shared vertex. We identify all such edges, possibly leading to other identifications. This process is called *collapsing* and all collapsing is carried out before tracing the next relation.
- (5) Proceeding in order through the vertices, trace and collapse each secondary relation (in order). All of these relations are traced and collapsed at a vertex before proceeding to the next vertex.

The method will terminate in a finite graph if and only if the N -quandle is finite. The reader is referred to Winker [15] and Hoste and Shanahan [6] for more details. Code implementing the algorithm in *Mathematica* and *Python* is available on the author's webpage [10], and was used to do the calculations in section 4.

4. EXCEPTIONAL GRAPHS

Dunbar [2] classifies 3-dimensional orbifolds into several types. The spherical orbifolds are either of type 2, meaning that they are Seifert fibered orbifolds with a 2-orbifold base, or type 4, meaning they do not fiber over 2-orbifolds. There are several infinite families of spherical orbifolds of type 2, but only 18 of type 4, all of which have a graph (rather than a link) as the singular locus. In this section, we will consider these 18 exceptional (labeled) graphs. We will also include other labelings on these graphs that divide the ones given in Dunbar (though these fall into some of families of type 2 orbifolds). The results in this section were found by directly computing the Cayley graphs of the relevant quandles, as described in Section 3.

Figure 2 shows the exceptional graphs; when the underlying graph only allows one labeling, it is shown, otherwise the edges are labeled alphabetically in order. Table 1 lists all the labelings of these graphs shown in Dunbar, and the size of the

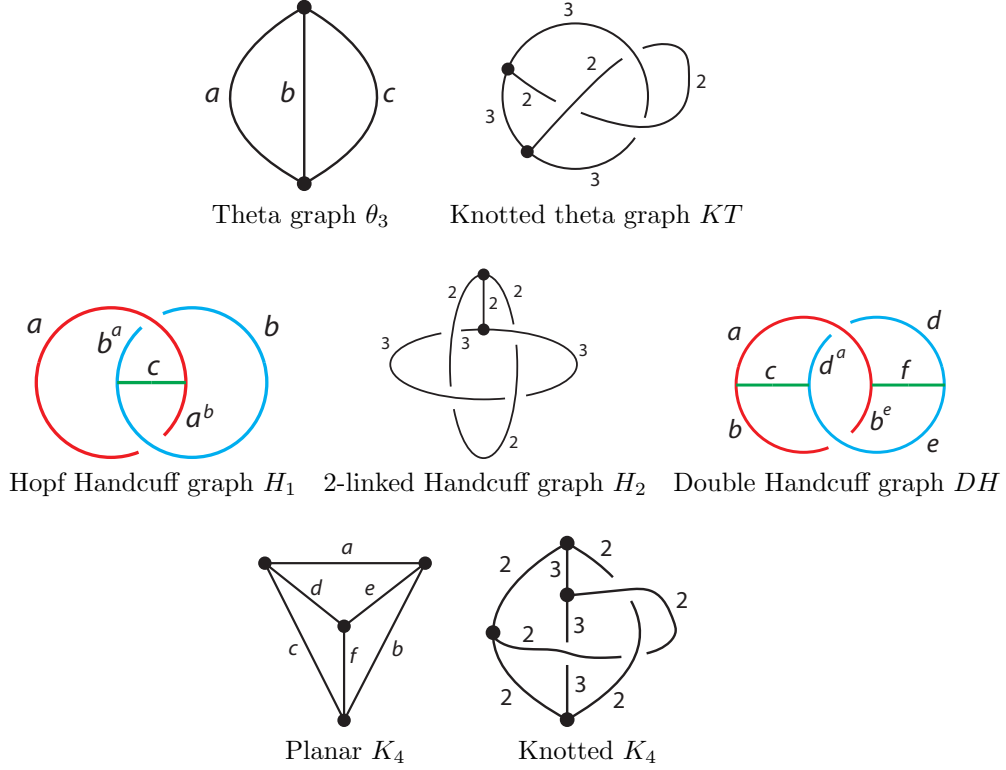


FIGURE 2. The exceptional graphs.

corresponding quandle. Labelings that do not correspond to an orbifold of type 4 (i.e. not shown in Table 8 of [2]) are marked with an asterisk.

The only quandle in Table 1 we were unable to compute was the $(3, 3, 2, 2, 2, 2)$ -quandle for the knotted K_4 . It is unclear whether this is just due to insufficient computational resources, or whether it may be a counterexample to our Main Conjecture. As some evidence for the latter, we compare the computation of the $(3, 3, 2, 2, 2, 5)$ -quandle of the planar K_4 and the $(3, 3, 2, 2, 2, 2)$ -quandle for the knotted K_4 . For convenience, we will let A denote the planar K_4 and B denote the knotted K_4 . In the computation of the Cayley graph of the quandle, as described in Section 3, we say a vertex is *completed* if all the secondary relations have been traced and collapsed from that vertex. The computation terminates when all vertices are completed. At each stage of the computation, we can look at the ratio of the total current number of vertices to the number of completed vertices; if the quandle is finite, this ratio should approach (and eventually reach) 1.

Figure 3 shows the ratio of the total number of vertices to the number of completed vertices for $Q_{(3,3,2,2,2,5)}(A)$, plotted against the number of completed vertices. In fact, this computation is for just one of the 6 components of the quandle, the one containing generator f (with order 5); this is one of the largest components, with 3600 elements. This computation (done with *Mathematica* on a Macintosh desktop) took roughly 6 weeks to complete. While it took a long time for the ratio

Graph G	N	$ Q_N(G) $
θ_3	$(2,2,2)^*$	6
	$(3,2,2)^*$	8
	$(3,3,2)$	14
	$(4,3,2)$	26
	$(5,3,2)$	62
KT	$(3,3,2)$	1680
H_1	$(3,2,2)$	32
	$(3,3,2)$	336
H_2	$(3,2,2)$	768
DH	$(2,2,2,3,2,2)^*$	102
	$(2,2,3,3,2,2)$	320
	$(2,2,2,3,2,4)$	2976
Planar K_4	$(3,2,2,2,2,2)^*$	34
	$(3,3,2,2,2,2)$	64
	$(3,4,2,2,2,2)$	124
	$(3,5,2,2,2,2)$	304
	$(3,3,3,2,2,2)$	240
	$(3,3,2,2,2,3)$	150
	$(3,4,2,2,2,3)$	1392
	$(3,3,2,2,2,4)$	464
	$(3,3,2,2,2,5)$	17,040
	$(3,3,2,2,2,2)$	unknown
Knotted K_4	$(3,3,2,2,2,2)$	unknown

TABLE 1. Size of finite N -quandles of exceptional graphs. Labelings that do not correspond to an orbifold of type 4 are marked with an asterisk.

to drop to 1, it very quickly dropped below 2. The decrease after that, while not as rapid, was monotonic.

For comparison, Figure 4 shows the analogous plot for the component of $Q_{(3,3,2,2,2,2)}(B)$ containing generator b (with order 3). This computation was only allowed to run for two weeks, but the behavior is clearly different. The ratio seems to oscillate, rather than dropping monotonically, and seems to be hovering around 4, rather than approaching 1. It's possible that if the computation is run for (much) longer, the ratio will drop further, but we have not had time to test that further. Based on what we see in Figure 4, it seems quite possible that the ratio stays around 4, and the Cayley graph grows without bound. This would then be a counterexample to our Main Conjecture.

5. FAMILIES OF GRAPHS

Now we turn to the graphs which are the singular locus for a spherical orbifold of type 2 (in Dunbar's classification), which fiber over a 2-orbifold. Dunbar further divides these into types 2a and 2b. The orbifolds of type 2a are fibered over a 2-orbifold with no boundary; in all these cases, the singular locus is a link. The orbifolds of type 2b are fibered over a 2-orbifold with boundary components; in these

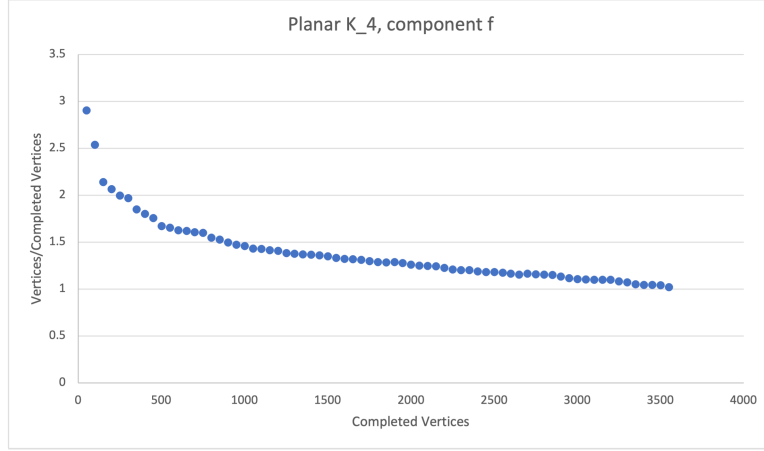


FIGURE 3. Computation of component f of $Q_{(3,3,2,2,2,5)}(A)$.

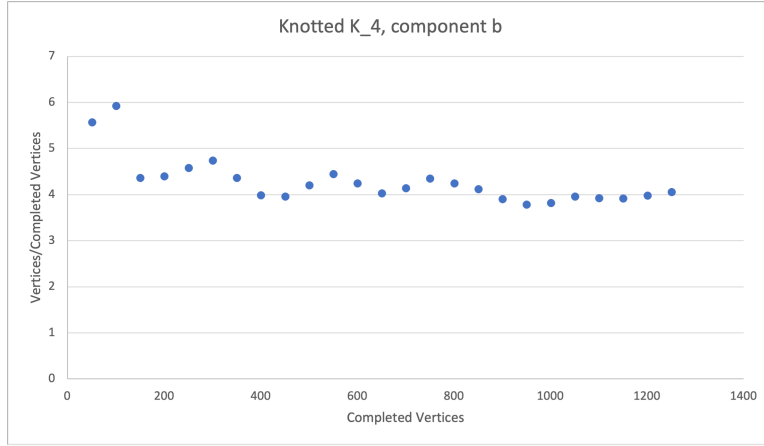
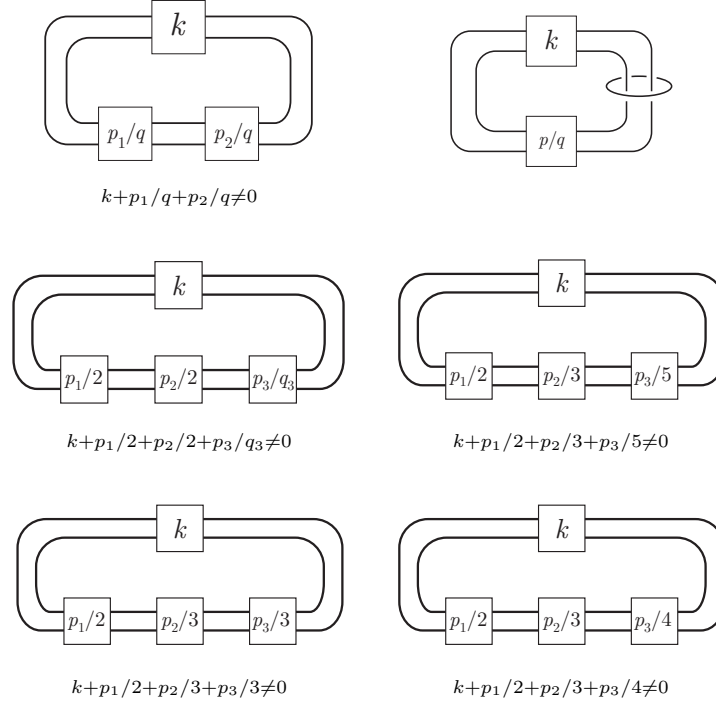


FIGURE 4. Computation of component b of $Q_{(3,3,2,2,2,2)}(B)$.

cases, the singular locus usually involves one or more rational tangles. The rational tangle may have a *strut* in the innermost twist (corresponding to an exceptional fiber), turning the link into a graph. Figure 5 shows the links containing rational tangles which are the singular locus for a spherical orbifold; if the rational tangle p/q has $\gcd(p, q) > 1$, then the singular locus is a spatial graph with a strut with label $\gcd(p, q)$. It is convenient to let the fraction $\frac{0}{q}$ represent the empty rational tangle (just two horizontal arcs) along with a vertical strut labeled q . In this section, we are going to consider this special case for two families of links from Figure 5.

We will consider the first diagram (in the upper left) of Figure 5, in the special case when $p_1 = p_2 = 0$ and $q = 1$. This is the family of graphs where the rational tangles are simply struts labeled m and n , as in Figure 6. We will denote this graph



Links $L \in \mathbb{S}^3$ with finite $Q_n(L)$ which contain rational tangles.

FIGURE 5. Here \boxed{k} represents k right-handed half-twists, and $\boxed{p/q}$ represents a rational tangle. L is a graph if $\gcd(p, q) > 1$.

by $G(k, m, n)$. If m or n is 1, we can use Lemma 2.3 to ignore that strut (the case when they are both 1, giving a twist link, was considered in [1]), giving a graph we denote $G(k, m)$; in this case the underlying graph is either a θ -graph (if k is odd) or a handcuff graph (if k is even). If n and m are both greater than 1, then the underlying graph is either K_4 (if k is odd) or a double handcuff graph (if k is even).

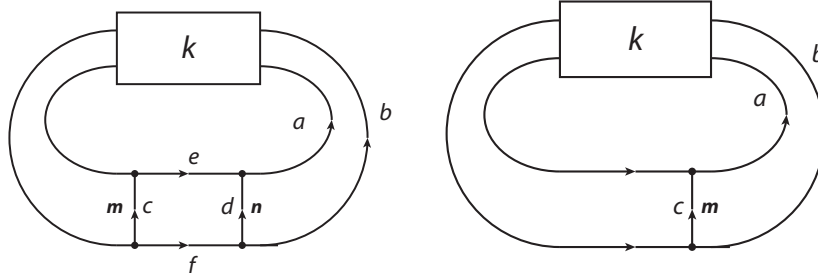


FIGURE 6. The labeled graphs $G(k, m, n)$ and $G(k, m)$.

Our main result in this section is the following:

Theorem 5.1. *Let $N = (2, 2, m, n, 2, 2)$ and $G = G(k, m, n)$ (labeled as in Figure 6). Then $|Q_N(G)| = 4kmn + 2km + 2kn$.*

As a corollary, we will show:

Corollary 5.2. *Let $N = (2, 2, m)$ and $G = G(k, m)$ (labeled as in Figure 6). Then $|Q_N(G)| = 2km + 2k$.*

Our first task is to find a presentation for $Q_N(G)$, for $N = (2, 2, m, n, 2, 2)$ and $G = G(k, m, n)$. As described in section 3, the Wirtinger presentation would have a generator for every arc of the diagram, and relations for each crossing, vertex and generator. However, we can simplify the presentation by observing that all the generators corresponding to arcs in the block of k half-twists can be written in terms of the generators a and b (see Figure 6), using the crossing relations. So it's enough to trace these strands through the block of half-twists, to find the labels for the arcs on the left-hand side of the block. These labels are easily determined by an inductive argument, as observed in [11].

Lemma 5.3. [11] *The arcs on either side of the block of k right-handed half-twists are labeled as shown in Figure 7 (for k even and k odd). Here $X = (ba)^t$ and $Y = (ba)X = (ba)^{t+1}$. (If $k < 0$, there are $|k|$ left-handed half-twists; the same formulas hold, where $(ba)^{-1} = \overline{ba} = ab$.)*

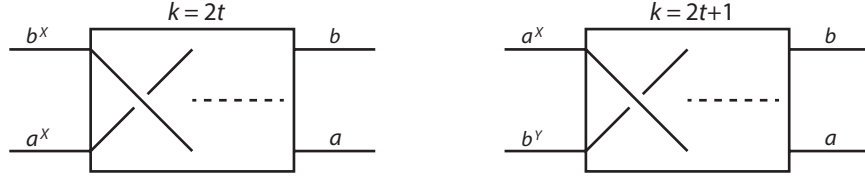


FIGURE 7. Blocks of right-handed half-twists.

So we now have a presentation with six generators, and ten relations (four relations for the vertices, and six for the generators). The relations for the generators are (where x is an arbitrary element of the quandle):

$$x^{a^2} = x^{b^2} = x^{e^2} = x^{f^2} = x^{c^m} = x^{d^n} = x.$$

In particular, this means $x^a = x^{\bar{a}}$, $x^b = x^{\bar{b}}$, $x^e = x^{\bar{e}}$ and $x^f = x^{\bar{f}}$ for any element x .

The relations for the two right-hand vertices are $x^{de\bar{a}} = x^{dea} = x$ and $x^{bd\bar{f}} = x^{bdf} = x$. For the left hand vertices, we first consider the case when $k = 2t$ is even. Then, using Lemma 5.3, we have:

$$\begin{aligned} (1) \quad x &= x^{ca^X\bar{e}} = x^{ca^Xe} = x^{ca^{(ba)^t}e} = x^{c(ab)^t a(ba)^te} = x^{c(ab)^k ae}. \\ (2) \quad x &= x^{fc\bar{b}^X} = x^{fc\bar{b}^{(ba)^t}} = x^{fc(ab)^t b(ba)^t} = x^{fc(ab)^{k-1}a} \\ &= x^{fc\bar{a}(\bar{ba})^{k-1}} = x^{fca(ba)^{k-1}} = x^{fc(ab)^{k-1}a}. \end{aligned}$$

Now we consider the case when $k = 2t + 1$ is odd. Again using Lemma 5.3, we have:

$$\begin{aligned} (1) \quad x &= x^{cb^Y \bar{e}} = x^{cb^Y e} = x^{cb^{(ba)^{t+1}} e} = x^{c(ab)^{t+1} b(ba)^{t+1} e} = x^{c(ab)^k a e}. \\ (2) \quad x &= x^{f c a^X} = x^{f c a^{(ba)^t}} = x^{f c (ab)^t a (ba)^t} = x^{f c (ab)^{k-1} a} \\ &= x^{f c \bar{a} (\bar{b} \bar{a})^{k-1}} = x^{f c a (ba)^{k-1}} = x^{f c (ab)^{k-1} a}. \end{aligned}$$

So, in fact, we get the same relations (in terms of k) in both cases. The presentation for $Q_N(G)$ is then:

$$\begin{aligned} Q_N(G) = \langle a, b, c, d, e, f \mid x^{a^2} = x^{b^2} = x^{e^2} = x^{f^2} = x^{c^m} = x^{d^n} = x, \\ x^{dea} = x, x^{bdf} = x, x^{c(ab)^k a e} = x, x^{f c (ab)^{k-1} a} = x \rangle. \end{aligned}$$

5.1. Relations in $Q_N(G)$. In this section, we will prove some useful relations in the quandle $Q_N(G)$. We keep in mind the following observation: if $x^{wy} = x$ for every element x in the quandle, where w is a word in the quandle and y is an element of the quandle, then $(x^y)^{wy} = x^y$, so $x^{yw} = x^{y\bar{y}} = x$. In other words, if we have a relation $x^w = x$, then we can cyclically permute the factors of w to get more such relations.

Lemma 5.4. *For any element $x \in Q_N(G)$,*

$$\begin{aligned} (1) \quad x^a &= x^{dad} = x^{\bar{d} a \bar{d}} = x^{de} = x^{e \bar{d}}. \\ (2) \quad x^b &= x^{dbd} = x^{\bar{d} b \bar{d}} = x^{df} = x^{f \bar{d}}. \\ (3) \quad x^{ab} &= x^{dab \bar{d}} = x^{\bar{d} abd} = x^{ef}. \end{aligned}$$

Proof. Since $x^{dea} = x$, we immediately have $x^a = x^{de}$. By cyclic permutation, $x^{ade} = x$, so $x^a = x^{e \bar{d}}$. Then $x^{dad} = x^{de \bar{d} d} = x^{de} = x^a$, and $x^{\bar{d} a \bar{d}} = x^{\bar{d} de \bar{d}} = x^{e \bar{d}} = x^a$. This gives relation (1). Similarly, using $x^{bdf} = x$ gives relation (2).

Then $x^{ab} = x^{(dad)(\bar{d} b \bar{d})} = x^{dab \bar{d}}$ and $x^{ab} = x^{(\bar{d} a \bar{d})(dbd)} = x^{\bar{d} abd}$. Since $x^{\bar{d} a} = x^{(\bar{d} a \bar{d}) d} = x^{(e \bar{d}) d} = x^e$ and $x^{bd} = x^{\bar{d} (dbd)} = x^{\bar{d} (df)} = x^f$, we conclude that $x^{ab} = x^{ef}$, completing relation (3). \square

Lemma 5.5. *For any element $x \in Q_N(G)$,*

$$\begin{aligned} (1) \quad x^{(ab)^k} &= x^{\bar{c} \bar{d}} = x^{(ef)^k}. \\ (2) \quad x^{cd \bar{c} \bar{d}} &= x. \\ (3) \quad x^{c^i u} &= x^{u \bar{c}^i} \text{ and } x^{d^j u} = x^{u \bar{d}^j} \text{ for } u \in \{a, b, e, f\}, \text{ and } i, j \in \mathbb{Z}. \end{aligned}$$

Proof. We begin with the relation $x^{c(ab)^k a e} = x$. By a cyclic permutation, this means $x^{(ab)^k a e c} = x$, so $x^{(ab)^k} = x^{\bar{c} e a}$. By Lemma 5.4(1), $x^{\bar{c} e a} = x^{\bar{c} e (e \bar{d})} = x^{\bar{c} \bar{d}}$. So $x^{(ab)^k} = x^{\bar{c} \bar{d}}$. And since $x^{ab} = x^{ef}$ by Lemma 5.4(3), $x^{(ab)^k} = x^{(ef)^k}$, completing the proof of relation (1).

For relation (2), observe that $x^{cd \bar{c} \bar{d}} = x^{cd(ab)^k}$ by part (1). $x^{cd(ab)^k} = x^{cd(ab)^k \bar{d} d} = x^{c(dab \bar{d})^k d} = x^{c(ab)^k d}$ by Lemma 5.4(3). Finally, $x^{c(ab)^k d} = x^{\bar{c} \bar{c} \bar{d} d} = x$ by part (1) again. Hence $x^{cd \bar{c} \bar{d}} = x$.

From Lemma 5.4, we know that $x^{du} = x^{u \bar{d}}$ and $x^{\bar{d} u} = x^{ud}$ for $u \in \{a, b, e, f\}$. So $x^{d^j u} = x^{u \bar{d}^j}$ for any integer j . It remains to show the same relations using c instead of d . To do this, we use the relations $x^{c(ab)^k a e} = x$ and $x^{f c (ab)^{k-1} a} = x$.

These imply that $x^c = x^{ea(ba)^k} = x^{fa(ba)^{k-1}}$ and hence $x^{\bar{c}} = x^{(ab)^k ae} = x^{(ab)^{k-1} af}$. So (using Lemma 5.4 as needed):

$$\begin{aligned}
x^{c^i a} &= x^{[ea(ba)^k]^i a} = x^{[ea(dba\bar{d})^k]^i a} = x^{[ead(ba)^k \bar{d}]^i a} = x^{[ee(ba)^k \bar{d}]^i a} \\
&= x^{[aa(ba)^k \bar{d}]^i a} = x^a [a(ba)^k \bar{d} a]^i = x^a [a(ba)^k e]^i = x^a [(ab)^k ae]^i = x^{a\bar{c}^i}. \\
x^{c^i b} &= x^{[fa(ba)^{k-1}]^i b} = x^{[bda(ba)^{k-1}]^i b} = x^b [da(ba)^{k-1} b]^i = x^b [d(ab)^k]^i \\
&= x^b [d\bar{d}(ab)^k d]^i = x^b [(ab)^k b f]^i = x^b [(ab)^{k-1} a f]^i = x^{b\bar{c}^i}. \\
x^{c^i e} &= x^{[ea(ba)^k]^i e} = x^e [a(ba)^k e]^i = x^e [(ab)^k ae]^i = x^{e\bar{c}^i}. \\
x^{c^i f} &= x^{[fa(ba)^{k-1}]^i f} = x^f [a(ba)^{k-1} f]^i = x^f [(ab)^{k-1} a f]^i = x^{f\bar{c}^i}.
\end{aligned}$$

This completes the proof of relation (3). \square

5.2. The component Q_a of $Q_N(G)$. The quandle $Q_N(G)$ has six components, one for each of the generators a, b, c, d, e, f . We let Q_u denote the component containing the generator u , for $u = a, b, c, d, e, f$. We will begin by describing Q_a . We will show that $|Q_a| = kmn$; the Cayley graph for Q_a can be viewed as having k “layers,” each of which contains mn vertices. Each layer can be embedded as an $m \times n$ grid on a torus. The edges labeled c and d connect vertices within each layer, while the edges labeled a, b, e, f connect vertices in adjacent layers. Figure 8 shows the case when $m = n = 3$ and $k = 4$.

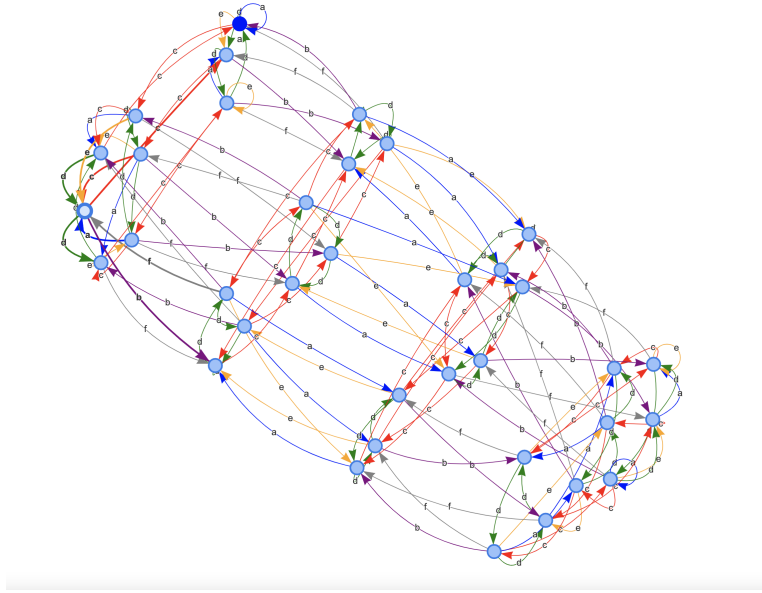


FIGURE 8. Cayley graph of Q_a when $m = n = 3$ and $k = 4$.

We will denote the elements of Q_a by $x_{p,q,r}$, where $p, q, r \in \mathbb{Z}$. We let $x_{0,0,0} = a$, and define:

$$x_{p,q,r} = \begin{cases} a^{(ba)^t c^q d^r}, & \text{if } p = 2t \\ a^{(ba)^t bc^q d^r}, & \text{if } p = 2t + 1 \end{cases}$$

Observe that $x_{p,q+m,r} = x_{p,q,r}$ and $x_{p,q,r+n} = x_{p,q,r}$, so we may assume $0 \leq q \leq m-1$ and $0 \leq r \leq n-1$ (in other words, we interpret these subscripts modulo m and n , respectively). To show that these are all the vertices in the Cayley graph, we will show that the action of each of the generators on $x_{p,q,r}$ gives another element $x_{p',q',r'}$.

We first consider the action of d and c . Clearly, $x_{p,q,r}^d = a^{(wc^q d^r)d} = a^{wc^q d^{r+1}} = x_{p,q,r+1}$ (where $w = (ba)^t$ or $(ba)^t b$). Also, since $x^{dc} = x^{cd}$ for any x (by Lemma 5.5(2)), $x_{p,q,r}^c = a^{(wc^q d^r)c} = a^{wc^{q+1} d^r} = x_{p,q+1,r}$. Similarly, $x_{p,q,r}^{\bar{d}} = x_{p,q,r-1}$ and $x_{p,q,r}^{\bar{c}} = x_{p,q-1,r}$.

Since a, b, e, f all have order 2, the action of each generator and its inverse are the same. However, the action does depend on whether p is odd or even.

$$\begin{aligned} x_{p,q,r}^a &= \begin{cases} a^{(ba)^t c^q d^r a}, & \text{if } p = 2t \\ a^{(ba)^t bc^q d^r a}, & \text{if } p = 2t + 1 \end{cases} \\ &= \begin{cases} a^{(ba)^t a \bar{c}^q \bar{d}^r}, & \text{if } p = 2t \\ a^{(ba)^t ba \bar{c}^q \bar{d}^r}, & \text{if } p = 2t + 1 \end{cases} \quad (\text{by Lemma 5.5(3)}) \\ &= \begin{cases} a^{(ba)^{t-1} bc^{-q} d^{-r}}, & \text{if } p = 2t \\ a^{(ba)^{t+1} c^{-q} d^{-r}}, & \text{if } p = 2t + 1 \end{cases} \\ &= \begin{cases} x_{p-1,-q,-r}, & \text{if } p = 2t \\ x_{p+1,-q,-r}, & \text{if } p = 2t + 1 \end{cases} \\ \\ x_{p,q,r}^b &= \begin{cases} a^{(ba)^t c^q d^r b}, & \text{if } p = 2t \\ a^{(ba)^t bc^q d^r b}, & \text{if } p = 2t + 1 \end{cases} \\ &= \begin{cases} a^{(ba)^t b \bar{c}^q \bar{d}^r}, & \text{if } p = 2t \\ a^{(ba)^t bb \bar{c}^q \bar{d}^r}, & \text{if } p = 2t + 1 \end{cases} \quad (\text{by Lemma 5.5(3)}) \\ &= \begin{cases} a^{(ba)^t bc^{-q} d^{-r}}, & \text{if } p = 2t \\ a^{(ba)^t c^{-q} d^{-r}}, & \text{if } p = 2t + 1 \end{cases} \\ &= \begin{cases} x_{p+1,-q,-r}, & \text{if } p = 2t \\ x_{p-1,-q,-r}, & \text{if } p = 2t + 1 \end{cases} \\ \\ x_{p,q,r}^e = x_{p,q,r}^{ad} &= \begin{cases} x_{p-1,-q,-r+1}, & \text{if } p = 2t \\ x_{p+1,-q,-r+1}, & \text{if } p = 2t + 1 \end{cases} \\ x_{p,q,r}^f = x_{p,q,r}^{bd} &= \begin{cases} x_{p+1,-q,-r+1}, & \text{if } p = 2t \\ x_{p-1,-q,-r+1}, & \text{if } p = 2t + 1 \end{cases} \end{aligned}$$

We've observed that we may assume $0 \leq q \leq m-1$ and $0 \leq r \leq n-1$. The following lemma shows that we may assume $0 \leq p \leq k-1$.

Lemma 5.6. *For any integers q and r ,*

- (1) $x_{-1,q,r} = x_{0,q,r}$,
- (2) *if k is even, then $x_{k,q,r} = x_{k-1,q+1,r+1}$, and*

(3) if k is odd, then $x_{k,q,r} = x_{k-1,q-1,r-1}$.

Proof. To prove (1), observe that

$$x_{-1,q,r} = x_{2(-1)+1,q,r} = a^{(ba)^{-1}bc^q d^r} = a^{abbc^q d^r} = a^{c^q d^r} = x_{0,q,r}$$

If $k = 2t$ is even, then (using Lemma 5.5(1)):

$$\begin{aligned} x_{k,q,r} &= a^{(ba)^t c^q d^r} = a^{(ba)^t [(ab)^k dc] c^q d^r} = a^{(ab)^t c^{q+1} d^{r+1}} \\ &= a^{(ba)^{t-1} bc^{q+1} d^{r+1}} = x_{k-1,q+1,r+1}. \end{aligned}$$

Similarly, if $k = 2t + 1$ is odd, then:

$$\begin{aligned} x_{k,q,r} &= a^{(ba)^t bc^q d^r} = a^{(ba)^t b[(ba)^k \bar{c} \bar{d}] c^q d^r} = a^{(ab)^t ac^{q-1} d^{r-1}} \\ &= a^{(ba)^t c^{q-1} d^{r-1}} = x_{k-1,q-1,r-1}. \end{aligned}$$

□

Since the actions of the generators a, b, e, f only increment p by ± 1 , starting from $a = x_{0,0,0}$, we can't get values of p less than 0 or greater than $k - 1$. So we may assume $0 \leq p \leq k - 1$.

Since $0 \leq p \leq k - 1$, $0 \leq q \leq m - 1$ and $0 \leq r \leq n - 1$, we have kmn vertices $x_{p,q,r}$. Now we need to check that the quandle relations are satisfied at every vertex with no further collapsing. It is easy to check from the actions described above that:

$$x_{p,q,r}^{a^2} = x_{p,q,r}^{b^2} = x_{p,q,r}^{c^m} = x_{p,q,r}^{d^n} = x_{p,q,r}^{e^2} = x_{p,q,r}^{f^2} = x_{p,q,r}.$$

Now we will check the next two relations in $Q_N(G)$:

$$\begin{aligned} x_{p,q,r}^{dea} &= x_{p,q,r+1}^{ea} = \begin{cases} x_{p-1,-q,-r}^a, & \text{if } p = 2t \\ x_{p+1,-q,-r}^a, & \text{if } p = 2t + 1 \end{cases} \\ &= \begin{cases} x_{(p-1)+1,-(-q),-(-r)}, & \text{if } p = 2t \\ x_{(p+1)-1,-(-q),-(-r)}, & \text{if } p = 2t + 1 \end{cases} \\ &= x_{p,q,r} \end{aligned}$$

$$\begin{aligned} x_{p,q,r}^{bdf} &= \begin{cases} x_{p+1,-q,-r}^{df}, & \text{if } p = 2t \\ x_{p-1,-q,-r}^{df}, & \text{if } p = 2t + 1 \end{cases} \\ &= \begin{cases} x_{p+1,-q,-r+1}^f, & \text{if } p = 2t \\ x_{p-1,-q,-r+1}^f, & \text{if } p = 2t + 1 \end{cases} \\ &= \begin{cases} x_{(p+1)-1,-(-q),-(-r+1)+1}, & \text{if } p = 2t \\ x_{(p-1)+1,-(-q),-(-r+1)+1}, & \text{if } p = 2t + 1 \end{cases} \\ &= x_{p,q,r}. \end{aligned}$$

For the final two relations, it will be convenient to consider the cases when p and k are even or odd separately. We also observe that

$$\begin{aligned} x_{p,q,r}^{ab} &= \begin{cases} x_{p-2,q,r}, & \text{if } p = 2t \\ x_{p+2,q,r}, & \text{if } p = 2t + 1 \end{cases} \\ x_{p,q,r}^{ba} &= \begin{cases} x_{p+2,q,r}, & \text{if } p = 2t \\ x_{p-2,q,r}, & \text{if } p = 2t + 1 \end{cases} \end{aligned}$$

We first consider the case when $p = 2t$ and $k = 2s$, with $0 \leq p \leq k - 1$. Then by tracing the action of the generators we compute:

$$\begin{aligned}
x_{p,q,r}^{c(ab)^k ae} &= x_{p,q+1,r}^{(ab)^k ae} \\
&= x_{p,q+1,r}^{(ab)^t a (ba)^s b (ab)^{s-t-1} ae} \\
&= x_{0,q+1,r}^{a(ba)^s b (ab)^{s-t-1} ae} = x_{-1,-q-1,-r}^{(ba)^s b (ab)^{s-t-1} ae} \\
&= x_{0,-q-1,-r}^{(ba)^s b (ab)^{s-t-1} ae} \quad (\text{by Lemma 5.6(1)}) \\
&= x_{k,-q-1,-r}^{b(ab)^{s-t-1} ae} = x_{k-1,-q,-r+1}^{b(ab)^{s-t-1} ae} \quad (\text{by Lemma 5.6(2)}) \\
&= x_{k-2,q,r-1}^{(ab)^{s-t-1} ae} = x_{(k-2)-2(s-t-1),q,r-1}^{ae} = x_{p,q,r-1}^{ae} \\
&= x_{p-1,-q,-r+1}^e = x_{p,q,r}
\end{aligned}$$

and

$$\begin{aligned}
x_{p,q,r}^{fc(ab)^{k-1} a} &= x_{p+1,-q,-r+1}^{c(ab)^{k-1} a} = x_{p+1,-q+1,-r+1}^{(ab)^{k-1} a} \\
&= x_{p+1,-q+1,-r+1}^{(ab)^{s-t-1} a (ba)^s b (ab)^{t-1} a} \\
&= x_{(p+1)+(k-p-2),-q+1,-r+1}^{a(ba)^s b (ab)^{t-1} a} = x_{k-1,-q+1,-r+1}^{a(ba)^s b (ab)^{t-1} a} \\
&= x_{k,q-1,r-1}^{(ba)^s b (ab)^{t-1} a} = x_{k-1,q,r}^{(ba)^s b (ab)^{t-1} a} \quad (\text{by Lemma 5.6(2)}) \\
&= x_{-1,q,r}^{b(ab)^{t-1} a} = x_{0,q,r}^{b(ab)^{t-1} a} \quad (\text{by Lemma 5.6(1)}) \\
&= x_{1,-q,-r}^{(ab)^{t-1} a} = x_{1+(p-2),-q,-r}^a = x_{p-1,-q,-r}^a \\
&= x_{p,q,r}.
\end{aligned}$$

The proofs for the other combinations of the parities of p and k are similar. So there is no further collapsing, and the elements of Q_a are exactly the elements $x_{p,q,r}$ for $0 \leq p \leq k - 1$, $0 \leq q \leq m - 1$ and $0 \leq r \leq n - 1$. So $|Q_a| = kmn$.

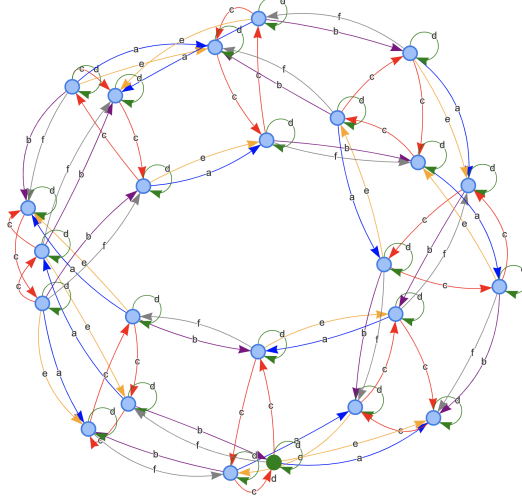
5.3. The component Q_d of $Q_N(G)$. Now we will describe the Cayley graph for the component Q_d of $Q_N(G)$, and prove that it has $2km$ elements. Figure 9 shows the Cayley graph for Q_d in the case when $m = n = 3$ and $k = 4$. In general, the Cayley graph of Q_d consists of $2k$ m -cycles arranged in a loop. The m -cycles are made up of edges labeled c , while adjoining cycles in the loop are connected by edges labeled a, b, e, f . The edges labeled d are small loops at each vertex of the Cayley graph.

We will denote the elements of Q_d by $y_{p,q}$, where $y_{0,0} = d$ and (for $p, q \in \mathbb{Z}$)

$$y_{p,q} = \begin{cases} d^{(ab)^t c^q}, & \text{if } p = 2t \\ d^{(ab)^t ac^q}, & \text{if } p = 2t + 1 \end{cases}$$

Since $y_{p,q+m} = y_{p,q}$, we may assume $0 \leq q \leq m - 1$. Now we need to determine the action of each generator on $y_{p,q}$. The action of c is easy to see, moving around the m -cycle:

$$y_{p,q}^c = d^{wc^q c} = d^{wc^{q+1}} = y_{p,q+1}.$$

FIGURE 9. Cayley graph of Q_d when $m = 3$, $n = 3$ and $k = 4$.

The action of d takes every element of Q_d back to itself, giving the loops in Figure 9:

$$\begin{aligned}
 y_{p,q}^d &= \begin{cases} d(ab)^t c^q d, & \text{if } p = 2t \\ d(ab)^t ac^q d, & \text{if } p = 2t + 1 \end{cases} \\
 &= \begin{cases} d(ab)^t dc^q, & \text{if } p = 2t \\ d(ab)^t adc^q, & \text{if } p = 2t + 1 \end{cases} \quad (\text{by Lemma 5.5(2)}) \\
 &= \begin{cases} d^d(ab)^t c^q, & \text{if } p = 2t \\ d^{\bar{d}}(ab)^t ac^q, & \text{if } p = 2t + 1 \end{cases} \quad (\text{by Lemma 5.4}) \\
 &= \begin{cases} d(ab)^t c^q, & \text{if } p = 2t \\ d(ab)^t ac^q, & \text{if } p = 2t + 1 \end{cases} \\
 &= y_{p,q}.
 \end{aligned}$$

The actions of a, b, e, f move between the m -cycles:

$$\begin{aligned}
 y_{p,q}^a &= \begin{cases} d(ab)^t c^q a, & \text{if } p = 2t \\ d(ab)^t ac^q a, & \text{if } p = 2t + 1 \end{cases} \\
 &= \begin{cases} d(ab)^t a\bar{c}^q, & \text{if } p = 2t \\ d(ab)^t aa\bar{c}^q, & \text{if } p = 2t + 1 \end{cases} \quad (\text{by Lemma 5.5(3)}) \\
 &= \begin{cases} d(ab)^t a\bar{c}^q, & \text{if } p = 2t \\ d(ab)^t \bar{c}^q, & \text{if } p = 2t + 1 \end{cases} \\
 &= \begin{cases} y_{p+1,-q}, & \text{if } p = 2t \\ y_{p-1,-q}, & \text{if } p = 2t + 1 \end{cases}
 \end{aligned}$$

$$\begin{aligned}
y_{p,q}^b &= \begin{cases} d^{(ab)^t c^q b}, & \text{if } p = 2t \\ d^{(ab)^t a c^q b}, & \text{if } p = 2t + 1 \end{cases} \\
&= \begin{cases} d^{(ab)^t b \bar{c}^q}, & \text{if } p = 2t \\ d^{(ab)^t a b \bar{c}^q}, & \text{if } p = 2t + 1 \end{cases} \quad (\text{by Lemma 5.5(3)}) \\
&= \begin{cases} d^{(ab)^{t-1} a \bar{c}^q}, & \text{if } p = 2t \\ d^{(ab)^{t+1} \bar{c}^q}, & \text{if } p = 2t + 1 \end{cases} \\
&= \begin{cases} y_{p-1,-q}, & \text{if } p = 2t \\ y_{p+1,-q}, & \text{if } p = 2t + 1 \end{cases}
\end{aligned}$$

To determine the action of e and f , we use the relations $x^{dea} = x$ and $x^{bdf} = x$. Since $y_{p,q}^d = y_{p,q}$, we find that e and f have the same actions as a and b .

$$y_{p,q}^e = y_{p,q}^{ad} = y_{p,q}^a$$

$$y_{p,q}^f = y_{p,q}^{bd} = y_{p,q}^b$$

To put bounds on p , observe that

$$\begin{aligned}
y_{p,q}^{ab} &= \begin{cases} y_{p+1,-q}^b, & \text{if } p = 2t \\ y_{p-1,-q}^b, & \text{if } p = 2t + 1 \end{cases} \\
&= \begin{cases} y_{p+2,q}, & \text{if } p = 2t \\ y_{p-2,q}, & \text{if } p = 2t + 1 \end{cases}
\end{aligned}$$

In particular, this means that

$$y_{p,q}^{(ab)^k} = \begin{cases} y_{p+2k,q}, & \text{if } p = 2t \\ y_{p-2k,q}, & \text{if } p = 2t + 1 \end{cases}$$

But, by Lemma 5.5(1), $y_{p,q}^{(ab)^k} = y_{p,q}^{\bar{c}\bar{d}} = y_{p,q-1}^{\bar{d}} = y_{p,q-1}$. Therefore,

$$y_{p+2k,q} = \begin{cases} y_{p,q-1}, & \text{if } p = 2t \\ y_{p,q+1}, & \text{if } p = 2t + 1 \end{cases}$$

Hence, we may assume that $0 \leq p \leq 2k - 1$.

It is straightforward to check that all the relations now hold at every vertex of Q_d , so the Cayley graph is complete, and $|Q_d| = 2km$.

5.4. The components Q_b , Q_c , Q_e and Q_f of $Q_N(G)$. The components Q_b , Q_e and Q_f , like Q_a , have kmn elements, while Q_c has $2kn$ elements. The result for Q_b , Q_e and Q_f can be proved by arguments similar to those in section 5.2; however, here we will give a more topological argument. Consider the isotopy shown in Figure 10, where we perform a flype on the bottom portion of $G(k, m, n)$. Since the two new crossings have opposite signs, the number of positive half-twists is still k . So this isotopy induces an automorphism of $Q_N(G)$ that interchanges a and b , interchanges e and f , and fixes c and d , but in the Cayley graph reverses the orientation of the edges labeled c and d . Hence the Cayley graphs for Q_a and Q_b are isomorphic, as are the Cayley graphs for Q_e and Q_f .

We also consider the isotopy shown in Figure 11. Here we first slide the edge labeled c through the block of k half-twists (if k is even, the orientation is the same afterwards; if k is odd it is reversed), and then rotate the graph 180° around a

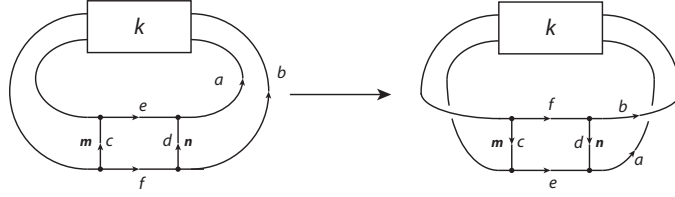


FIGURE 10. Performing a flype on $G(k, m, n)$.

vertical axis. The induced automorphism on $Q_N(G)$ interchanges a and e , interchanges b and f , and fixes c and d (though it may reverse the orientation of the edges labeled c in the Cayley graph). So the Cayley graphs for Q_a and Q_e are isomorphic, as are the Cayley graphs for Q_b and Q_f .

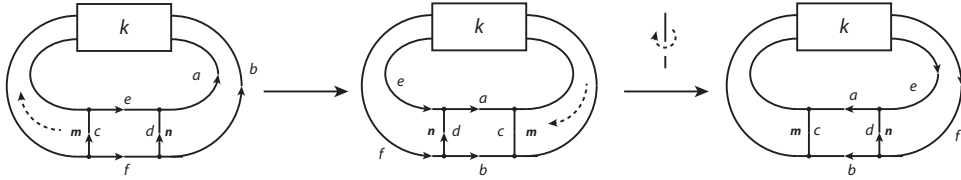


FIGURE 11. Performing a flype on $G(k, m, n)$.

We conclude that Q_a , Q_b , Q_e and Q_f all have isomorphic Cayley graphs, and hence all have kmn elements. The Cayley graph for Q_e can be computed similarly to that for Q_d (as is clear, in particular, from the middle diagram in Figure 11), so $|Q_e| = 2kn$.

Combining all of these results gives us $|Q_N(G)| = 4kmn + 2km + 2kn$, proving Theorem 5.1. As a corollary, we consider the quandle $Q_{(2,2,m)}(G(k, m))$. In this case, by Lemmas 2.3 and 2.4, we let $n = 1$, and delete the components corresponding to the generators d, e, f . This gives us $|Q_{(2,2,m)}(G(k, m))| = 2km + 2k$, proving Corollary 5.2.

6. OPEN QUESTIONS

There are many open questions that can be investigated further. In section 2.3, we investigated how a few very simple graph operations affected the N -quandle; it is natural to ask how other graph operations affect the fundamental quandle.

Question. How do graph operations such as edge deletion, edge contraction, etc., affect the N -quandle of the graph? How are the N -quandles of a minor of a spatial graph related to the N -quandle of the larger graph?

In this paper, we only considered one direction of the Main Conjecture, showing that the spatial graphs appearing in Dunbar's classification of orbifolds have finite N -quandles. There is still much work to be done here, beginning with the potential counterexample.

Question. Is $Q_{(3,3,2,2,2,2)}$ (knotted K_4) finite?

We can also investigate the families of links and graphs in Figure 5. This will require dealing with the general rational tangles, as was done in [4] and [11], but with the added complexity of a strut inserted into the tangle.

Question. Do the families of graphs in Figure 5 all have finite N -quandles?

And, of course, this still leaves open the other direction of the Main Conjecture:

Question. Are there other graphs which have finite N -quandles, which do not satisfy the criterion of the Main Conjecture?

This seems like a much harder problem, since the proof for n -quandles of links in [5] relies on constructions such as branched covering spaces that do not easily extend to graphs.

REFERENCES

- [1] A. Crans, J. Hoste, B. Mellor, and P. D. Shanahan. Finite n -quandles of torus and two-bridge links. *Journal of Knot Theory and Its Ramifications*, 28, 2019.
- [2] W. Dunbar. Geometric orbifolds. *Rev. Mat. Univ. Complut. Madrid*, 1:67–99, 1988.
- [3] R. Fenn and C. Rourke. Racks and links in codimension two. *Journal of Knot Theory and Its Ramifications*, 1:343–406, 1992.
- [4] J. Hoste and P. D. Shanahan. Involutory quandles of $(2, 2, r)$ -Montesinos links. *Journal of Knot Theory and Its Ramifications*, 26, 2017.
- [5] J. Hoste and P. D. Shanahan. Links with finite n -quandles. *Algebraic and Geometric Topology*, 17:2807–2823, 2017.
- [6] J. Hoste and P. D. Shanahan. An enumeration process for racks. *Math. of Computation*, 88:1427–1448, 2019.
- [7] D. Joyce. An algebraic approach to symmetry with applications to knot theory. Ph.D. thesis, University of Pennsylvania, 1979.
- [8] D. Joyce. A classifying invariant of knots, the knot quandle. *Journal of Pure and Applied Algebra*, 23:37–65, 1982.
- [9] S. V. Matveev. Distributive groupoids in knot theory. *Math. USSR Sbornik*, 47:73–83, 1984.
- [10] B. Mellor. Cayley graphs for finite N -quandles. <http://blakemellor.lmu.build/research/Nquandle/index.html>, 2020.
- [11] B. Mellor. Finite involutory quandles of two-bridge links with an axis. *Journal of Knot Theory and Its Ramifications*, 31(2), 2022.
- [12] B. Mellor and R. Smith. N -quandles of links. *Topology and its Applications*, 294, 2021.
- [13] M. Niebrzydowski. Coloring invariants of spatial graphs. *Journal of Knot Theory and Its Ramifications*, 19(6):829–841, 2010.
- [14] J. Todd and H. S. M. Coxeter. A practical method for enumerating cosets of a finite abstract group. *Proceedings of the Edinburgh Mathematical Society, Series II*, 5:26–34, 1936.
- [15] S. Winker. Quandles, knot invariants, and the n -fold branched cover. Ph.D. thesis, University of Illinois, Chicago, 1984.

LOYOLA MARYMOUNT UNIVERSITY, 1 LMU DRIVE, LOS ANGELES, CA 90045
 Email address: `blake.mellor@lmu.edu`