

# Study of the performance and scalability of federated learning for medical imaging with intermittent clients

Judith Sáinz-Pardo Díaz<sup>a,\*</sup>, Álvaro López García<sup>a</sup>

<sup>a</sup>*Instituto de Física de Cantabria (IFCA), CSIC-UC  
Avda. los Castros s/n. 39005 - Santander (Spain)*

## Abstract

Federated learning is a data decentralization privacy-preserving technique used to perform machine or deep learning in a secure way. In this paper we present theoretical aspects about federated learning, such as the presentation of an aggregation operator, different types of federated learning, and issues to be taken into account in relation to the distribution of data from the clients, together with the exhaustive analysis of a use case where the number of clients varies. Specifically, a use case of medical image analysis is proposed, using chest X-ray images obtained from an open data repository. In addition to the advantages related to privacy, improvements in predictions (in terms of accuracy and area under the curve) and reduction of execution times will be studied with respect to the classical case (the centralized approach). Different clients will be simulated from the training data, selected in an unbalanced manner, i.e., they do not all have the same number of data. The results of considering three or ten clients are exposed and compared between them and against the centralized case. Two approaches to follow will be analyzed in the case of intermittent clients, as in a real scenario some clients may leave the training, and some new ones may enter the training. The evolution of the results for the test set in terms of accuracy, area under the curve and execution time is shown as the number of clients into which the original data is divided increases. Finally, improvements and future work in the field are proposed.

**Keywords:** Federated learning, deep learning, data decentralization, data privacy.

## 1. Introduction

Recently, digitization and globalization have led companies and institutions of many different kinds to collect a vast amount of data. This can range from industrial and banking data to medical data. The large volume of information collected on a daily basis requires thorough analysis in order to infer new knowledge or make predictions, which has led to many advances in machine learning and deep learning techniques. However, the great value of such information also implies an imperative need to ensure the security and privacy of the analyzed data. The need to protect data privacy is in many cases a mandate of regulatory requirements (e.g., GDPR) [1].

The classic approach of applying machine learning to decentralized data (i.e. with several data owners) in a centralized way consist of sending the data from each and every one of the clients or data owners to a central server, training the model that returns the prediction, and then sending the prediction back to the corresponding client in each case.

This very first approach poses several disadvantages. The first and foremost is related with the security properties of the data itself: data must be sent from the data owners to the central server and therefore it can be intercepted. In addition to this, transferring those data require a network connection with

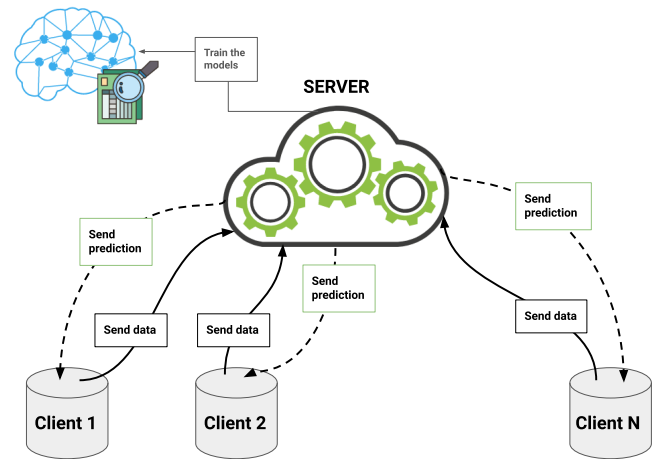


Figure 1: Diagram of the machine learning centralized approach.

enough bandwidth (when the data are large) and low latency (to return back the predictions in time).

One solution to some of these problems would be to collect all the initial data from the different clients, then the machine learning models are trained with this data, and finally a copy of the model is sent to each of the clients. In this case, the information does not have to travel every time new data is available, since the model is in the possession of each data owner. Compared to the classical approach, it has two essential advantages:

\*Corresponding author

Email addresses: sainzpardo@ifca.unican.es (Judith Sáinz-Pardo Díaz), aloga@ifca.unican.es (Álvaro López García)

the latency problem is eliminated (predictions are performed at the client), and the network dependence is reduced. However, the information still has to leave each client and travel to the central server for the initial training phase (or for any subsequent retraining).

In this case, even if we reduce the network dependency, data has to travel from the clients to the central server. As already mentioned, this presents a problem from the security point of view (i.e. sensitive data that can be intercepted, or data with privacy restrictions) but also from the technical point of view if large amounts of data are to be transferred, but also if the network quality is low (like in Internet of Things devices or in Edge computing cases).

Federated learning (FL) is on the rise [2] and comes handy when we are interested in ensuring that data does not leave the servers of each data owner, even for training purposes; or when due to privacy concerns about sensitive data, it is not feasible to collect all local data in the server's data center and perform centralized training. The main idea behind FL is to analyze data in a decentralized way, ensuring that user data will never be sent to central servers. This technique does not seek the security of the data through its anonymisation, but it seeks to achieve the analysis of the data without them leaving the device or the center that generates them.

Suppose we have two data owners that cannot share their data with each other, for example, two hospitals. However, they both want to do research in the same area, so collaboration between them is essential. Let us also suppose that in their research they need to use machine or deep learning models, for which there will be a mediator (the server) between them that will create and choose such models (for example, neural networks) to obtain insights from their data. A concrete case can be in the case of medical imaging research. Here federated learning can be applied in the following way: *Hospital 1* receives from the server the model to be trained using its data. Once it has done so, it sends back to the server the weights obtained after the training. *Hospital 2* does the same tasks. With the weights obtained in each case, the server calculates some new aggregated weights. Once these new aggregated weights are available, they are sent back to both hospitals, which re-evaluate the model with these weights with their data. This process is repeated as many times as needed.

In this paper we will study the applicability of a federated learning schema and the performance obtained when varying the number of clients. In order to do so, we will implement a simple federated learning system that we will apply to use case of medical image data. The remainder of this work is structured as follows: In Section 2 we will introduce the federated learning technique and describe its main aspects. Although FL is much focused on preserving the privacy of the data analysis there are some weaknesses and potential attacks that we present in Section 4. In Section 3 we present the related work in this area. Afterwards, in Section 5 we study the implementation and use of a federated learning system to carry out the data analysis described in this section, together with a comprehensive analysis of the use case. Finally, Section 6 draws the conclusions and future work for this study.

## 2. Federated learning

The *federated learning* term was firstly introduced by McMahan in 2017 [3] and refers to a technique that allows to build data driven models exploiting distributed data without the need to centrally store it. In a FL scenario, the learning task of a model is shared across a loose federation of different users or devices (called clients) that are coordinated by a central server. Each client is the data owner of a local training dataset that is used to compute an update to the current global model maintained by the server. Therefore, client data is never uploaded to the server, and only the updated model is shared. Federated learning brings a collaborative and decentralized approach to machine and deep learning, enabling the creation of smarter and more complete models, solving the latency problem and ensuring user privacy and has gained a lot of interest over the last years.

In a simple cycle of a federated learning process, each of the clients trains the same model (provided by the server) with its own data. Once the training is completed, each client transmits the weights or parameters obtained to a central server. This server receives the weights calculated by each client, ideally through an encrypted channel, and aggregates them. To do this, an aggregation function is used, which in the simplest configuration can be an arithmetic mean. Finally, the server updates the model with the new aggregated weights and send it back to the clients. This concludes the first training cycle, which is repeated as many times as necessary.

The Figure 2 shows a schematic view of federated learning. The procedure to be followed to train the models using federated learning (see [4]) is described in what follows:

1. **SERVER:** creates the model to be trained locally by each client. To do this we can use the Python libraries *tensorflow*, *keras*, *sklearn*, etc.
2. **SERVER:** transmits the model to the clients.
3. **CLIENT:** each of them trains the model with its local data. We will leave part of the initial data for testing, in order to test the accuracy of the model locally on unseen data. It is also convenient to leave a part of the data we trained with as validation during and after training, as in any other learning process.
4. **CLIENT:** each of them sends the local parameters to the server.
5. **SERVER:** aggregates the weights of each client using an aggregation operator and updates the model.
6. Repeats the process from step 2.

There are challenging aspects of FL, when compared with a traditional ML algorithm, that exist due to the distributed nature of the technique and can be grouped as follows [5]: 1. expensive communication, 2. systems heterogeneity, 3. statistical heterogeneity, and 4. privacy concerns.

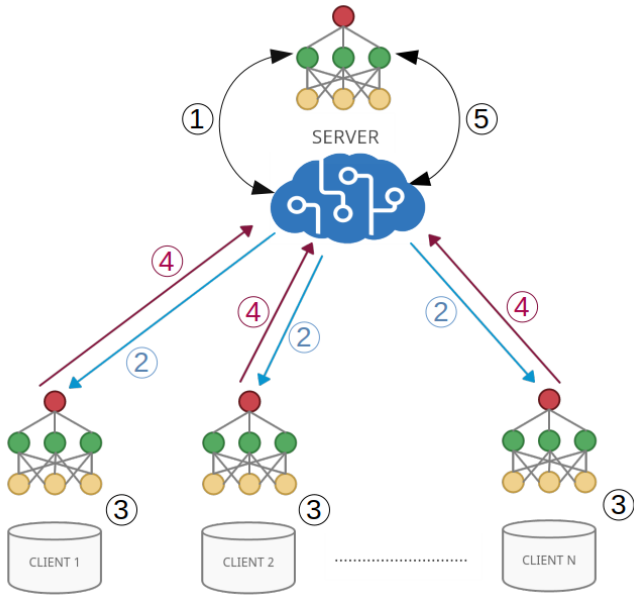


Figure 2: Scheme of a federated learning approach.

### 2.1. Communication issues

Communication —both in terms of privacy and performance— between the server and the client is the most critical point of the process. On the one hand, each time the federated learning process is repeated, the client sends a new update of the calculated weights, and the difference between the updated weights and the previous can cause information to be extracted from the initial data. It is therefore crucial that this communication is encrypted to ensure its privacy and security. In addition, Differential Privacy (DP) or Homomorphic Encryption (HE) techniques can also be applied to ensure privacy [6, 7]. On the other hand, network performance can be a bottleneck when the model updates are large, therefore a compression or reduction of the data transferred back to the server should be performed in order to save bandwidth or to maximize the chances of a successful transfer when the network quality is low. In this regard, techniques such as data compression, dimensionality reduction or other techniques [8] are used to implement a more efficient communication method.

### 2.2. Systems heterogeneity

Another important challenge, caused by the underlying systems heterogeneity, is due to the fact that devices can be intermittent through the learning cycle. Let us see it with classic example of federated learning application, the case of predictive keyboards. It could happen that one of the nodes that is used to train the models, a smartphone, is inactive at certain moment and cannot be used [9]. As we have briefly described in the case of hospitals, collaboration between different data owners can be key, as individual data owners may not have a significant volume of data to analyze. This is even clearer in the case of smartphones and predictive keyboards, where it is possible for numerous devices to collaborate, allowing improved predictions.

### 2.3. Non independent and identically distributed (non-i.i.d.) data vs heterogeneous data

A very significant aspect that can affect the training process of a federated learning scheme is the distribution of the data among the different clients. In particular, the fact that these may be non-i.i.d. is a point to be taken into account. Specifically, in the Horizontal FL approach, we usually refer to non-i.i.d. data in terms of the skew of the different labels. For example, in extreme cases where there are clients that do not have all possible categories represented or only have one of them, it may happen that the global model fails to converge. In particular, this especially affects parametric models (e.g. neural networks) in the case of horizontal FL. These problems can be notably seen if it is the case that the distributions of the clients are too far away from the distribution of all the data globally. For example, the *FedAvg* method, which consists of averaging the weights (or the models obtained when training locally in each client), is highly sensitive in the case of non-i.i.d. data [10].

However, as presented in [9], there are other approaches that can be studied in order to analyze whether the data are non-i.i.d. or homogeneous (again, as far as horizontal FL is concerned), not only the distribution of the labeling of the data. Although the intuitive idea is to analyze how different the  $\mathcal{P}_i$  and  $\mathcal{P}_j$  distributions of the labels in clients  $i$  and  $j$  are, other options that can make the data non-homogeneous are: imbalance in the number of data (clients with much more data than others), differences in the distribution of the features, or the fact that very different features have the same label.

### 2.4. Types of federated learning

It is important to note that there are multiple types of federated learning [9], for example, we will start by distinguishing two variants according to the types of clients. Firstly, Cross-Device federated learning, where the clients are devices such as, for example, smartphones, or Cross-Silo federated learning, where the clients are different institutions (e.g. banks, hospitals, companies...), allowing for example that in the latter case the computing resources of each of them can be more powerful and scalable.

On the other hand, two types of federated learning can also be distinguished depending on how the data is introduced: horizontal and vertical federated learning (also called homogeneous and heterogeneous FL respectively).

- **Horizontal federated learning.** This is the most intuitive case, and specifically the one that will be developed during the image classification use case presented in this study. It consists of considering the data of all clients with the same features. That is, although each client will have different data (different samples), they will all have the same features, for example, in the case of structured data, they will all have the same columns.
- **Vertical federated learning.** In contrast to the previous case, now the different clients have data with different characteristics, but with the same identifier. That is, suppose we have two institutions (each of them will be a

client of the FL schema), which have data from the same  $n$  users, but each of them has information about different characteristics. Then, the data will be vertically condensed considering the information held by the two institutions for user  $i$ . A priori it is a less intuitive and more complex approach, but it is very useful in many cases in the cross-silo federated learning cases. A use example of this case can be seen in [11]. To better understand this approach, an example is presented in Figure 3, assuming  $N$  clients, the first one with  $n$  features, the second one with  $m$ , and client  $N$  with  $k$  features. Moreover, all of them with data corresponding to the same  $M$  IDs.

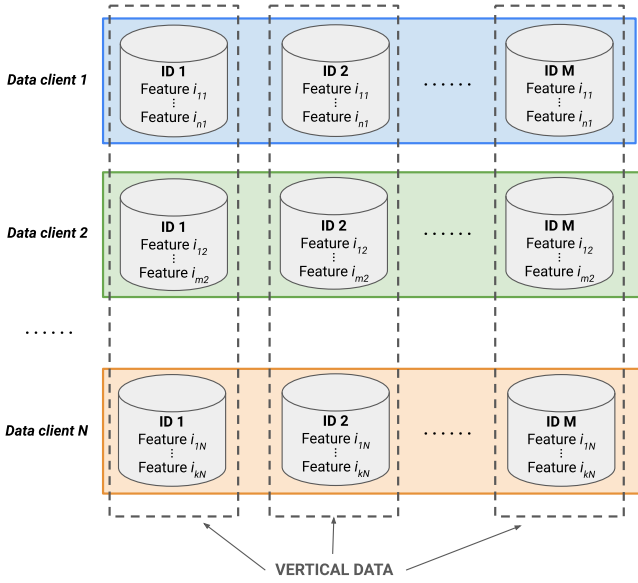


Figure 3: Example of vertical data.

In addition, as we will mention in Section 3, two other novel FL techniques are federated transfer learning and federated reinforcement learning. Finally, highlight the concept of gossip learning as a variant of the classic federated learning architecture in which there is no dependence on a central server. The latter is of particular interest in cases where clients do not want to depend on a third party to carry out the process, and have sufficient resources to carry out the process of aggregating weights and updating the model themselves with a consensus algorithm.

### 2.5. Aggregation function

When the model is trained locally by the different clients and once the weights or parameters calculated after such training are obtained, the server must aggregate them to update the model. Different functions can be considered in order to make this aggregation [4, 12, 13, 14]. One of the most commonly used method for aggregation is *federated averaging*. As its name indicates, it simply consists of taking the means of the weights (or that of the models) calculated with each client. Thus, the results obtained with this mean (p.e. in the case of a neural network, the average of the weights obtained in each layer is

calculated) will be the new weights of the model, from which the next iteration of the federated learning process will begin.

In our study we will use the *federated weighted averaging* as the aggregation function. In particular, this operator is similar to classic the federated averaging operator, but it performs the average on a pondered way in order to take into account the possible imbalance according to the number of data of each client.

Then, be  $N$  the number of clients,  $n_i$  the number of data of client  $i \forall i \in \{1, \dots, N\}$ . We define  $w_i$  as follows:

$$w_i = \frac{n_i}{\sum_{i=1}^N n_i} \quad \forall i \in \{1, \dots, N\} \quad (1)$$

Let  $x_i$  be the weights obtained for the model after training it with the data of client  $i \forall i \in \{1, \dots, N\}$ . The aggregation of the weights ( $x_{aggregated}$ ) is calculated as follows:

$$x_{aggregated} = \sum_{i=1}^N w_i x_i \quad (2)$$

Thus, once the server has calculated  $x_{aggregated}$ , it can update the model to send it back again to each client and repeat the process as many times as it deems necessary.

Although in this work we will use the federated weighted averaging operator exposed previously, it is also interesting to study the application of other aggregation functions. In particular using machine learning models in order to optimize weight aggregation is really attractive.

As mentioned previously, additional privacy conditions may be applied to the weights before aggregation, in order to limit the loss of information allowed if they are intercepted during the client-server communication. For example, among other measures, it is possible to apply Differential Privacy in order to add noise to the weights. To better understand this case, suppose we have a list of numeric data, to which we are going to add noise by adding a random number between  $-a$  and  $a$  from a uniform distribution, with  $a \in \mathbb{R}_+^*$ . Then, by the *Law of Large Numbers* it can be observed that when the number of data to which such noise is added tends to infinity, the mean of such noise will tend to zero (and therefore the mean with noise will tend to the mean of the original data). Specifically, note that the mean of a uniform distribution is given by  $\mu = \frac{x+y}{2}$ , and in this case  $x = -a$  and  $y = a$ , so  $\mu = 0$ . Be  $\bar{X}_n$  the mean of the  $n$  random numbers, by the *Strong Law of the Large Numbers*,  $P(\lim_{n \rightarrow \infty} \bar{X}_n = \mu) = 1$ . Then, the mean of the weights with the added noise will tend to the mean of the original weights, as the mean of the error will tend to  $\mu = 0$ .

Regardless of the possibility of applying this type of privacy preservation measures, it is important to note that the weights must be transmitted to the server via encrypted communication.

### 3. Related work

Since the introduction of the *federated learning* term by McMahan in 2017 [3] there has been significant work on the topic. Federated learning is being studied in a wide range of

fields [15] such as medical data [16, 17, 18, 19, 20], cybersecurity [21, 22] or Internet of Things [23, 24] among others. Due to the increased concerns, restrictions and requirements related to data privacy there are numerous papers that expose different FL techniques, definitions and methodologies [2, 12, 25, 11], as well as some of the problems that are still open [9], like the application of the technique in training data are non-i.i.d. on the local clients [10] or the efficient transmission of the model parameters [26].

In addition to scientific literature, there are various software implementations providing federated learning tools, techniques and algorithms. Some of the most prominent libraries are presented below:

- **Tensorflow Federated (TFF)**: [27] is a Python framework belonging to the machine learning library developed by Google, TensorFlow. It is focused on experimental and research use of federated learning techniques and data decentralization in general. However, it does not contemplate the communication of weights between different clients, since all the learning is done in the same machine (although is made using decentralized data). The library provides numerous aggregation functions, as well as various customization options. In addition, it presents different datasets for testing, such as a decentralized version of MNIST (EMNIST), where different datasets corresponding to different clients are given. However, in the latter case, all these data are used from the same machine to train the models.

- **PySyft**: [28] is a Python library for applying deep and machine learning techniques securely and privately. It is created by the OpenMined community. This framework implements federated learning techniques, Differential Privacy (DP) and encrypted computing. In addition, it allows the use of TensorFlow and PyTorch to create the models. To apply federated learning technique it is used in combination with the PyGrid library which is a peer-to-peer platform, also powered by OpenMined.

Unlike TFF, with this library we can have the two figures involved in the classical federated learning approach: server and client (or data owner). Thus, it allows to create the communication between them. However, it is more complex to use than TFF, although the implementation is at a lower level, as it is still under development.

- **IBM federated learning**: [29] is a Python framework for federated learning applied to a business environment. This library provides basic functions that can be enhanced. It does not depend on any specific machine learning framework and supports different aggregators and protocols. Its goal is to provide a basis for federated learning that allows a wide variety of models. This framework provides an initial foundation for research, academia and industry.
- **FedML**: [30] is an open research library that seeks to facilitate the development of new federated learning algorithms. It allows users to conduct experiments in different

system environments. In addition, the library provides models, datasets and algorithms that serve as benchmark for developing and evaluating FL methods and techniques.

- **Flower**: [31] is a novel federated learning framework that is agnostic to the toolkit being used by the client devices. As such, it is therefore able to integrate existing machine learning workloads, producing federated learning systems in a variety of programming languages. Flower goes beyond research to production systems, providing also a communication framework based a Remote Procedure Call (RPC) communications.

In addition to these, there are numerous Python-based libraries that implement Federate learning techniques, such as **FATE**, **FedJAX** or **Sherpa.ai FL**. Specifically, it is worth highlighting Sherpa.ai FL, a platform for privacy preserving developed by DaSCI 17 Institute and Sherpa.ai. It is compatible with libraries such as `keras` and `tensorflow`, and it includes in addition to federated learning tools, Differential Privacy techniques, as well as Secure Multi-Party Computation (SMPC) [32]. Different use cases of this framework, together with indications about the code implemented and theoretical aspects about federated learning are presented in [4].

On the other hand, it is worth mentioning the work in other novel techniques, such as federated transfer learning [33] and federated reinforcet learning [34] as *federated* versions of the corresponding transfer learning (intuitively, consists of storing the knowledge acquired while solving a problem and applying it to a different but related issue), and reinforcement learning (an area of machine learning that seeks to determine which actions to choose in order to maximize the reward obtained). In addition, end by highlighting two variants of the classic federated learning schema, Gossip Learning and Split Learning [35, 36]. The case of Gossip Learning (already mentioned in Subsection 2.4) is very intuitive once the concept of federated learning is understood, since it consists of eliminating the dependence on a central server to orchestrate the process. Furthermore, in the Gossip architecture, the different clients (or nodes) randomly or conditionally select multiple clients to exchange updates between them at each repetition of the cycle [37]. Finally, in the simplest Split Learning configuration, each client trains a neural network up to a cut-off layer, and the output is sent to the central server. Five different federated learning architectures are presented in Figure 2 of [37], being the Parameter Server (PS) architecture the one which will be implemented in this study.

Regarding the aggregation functions, as discussed in Subsection 2.5 the most conventional approach is to use federated averaging (FedAvg), or even its weighted version. However, there are other approaches that can be considered, such as CO-OP [4] or federated matched averaging (FedMA) [12] among others.

On the other hand, in [38] numerous privacy concerns related to the federated learning technique are studied, some of which will be discussed in the following section.

Finally, as far as the implementation of a FL scheme and use case examples are concerned, we highlight the following works:

[19], where three benchmark datasets are studied (MNIST, Medical Information Mart for Intensive Care-III dataset and an ECG dataset) and [39], which shows experiments using MRI scans and include the use of Differential Privacy (DP) techniques. Compared to the previous ones, in addition to exhaustively presenting a use case, a comparison based on the number of clients, in order to analyze scalability is carried out, along with the exploration of two different approaches for the scenario in which there are intermittent clients.

#### 4. Federated learning privacy concerns

Apart from the technical challenges that stem from the distributed nature of FL (described in Section 2, a FL system poses several privacy concerns, that we will describe in this section.

The rise of data-driven technologies together with the great value of information implies the imperative need to guarantee its security and privacy, and with that, the motivation to develop privacy-preserving techniques within machine learning systems. These systems are known as privacy-preserving machine learning systems (PPML). This term refers to machine learning models which incorporate of defensive measures to protect user privacy and data security. Some examples tools included in PPML are: Homomorphic Encryption (HE), Differential Privacy (DP) and Secure Multi-Party Computation (SMPC) [38].

Applying this type of defensive techniques is fundamental during a data science process that involves the usage of sensitive data, since, specifically in machine learning, attacks can occur at any stage of the process, from data publication to model training and inference. In the case of federated learning, the main privacy issue concerns the so-called reconstruction attacks. Moreover, during model training, the most common attacks are, in addition to reconstruction attacks, membership inference attacks, model inversion attacks or model poisoning attacks [38, 40]. Let us see briefly what these attacks consist of:

- **Reconstruction attacks:** in this type of attack, an adversary can reconstruct the original data by intercepting intermediate information [41]. For example, in the case of federated learning, this intermediate information could be the model weight updates or gradient information obtained before each client trains the model locally. Then it is important to apply security measures during training, such as SMPC or HE so that this intermediate information is kept private [38].
- **Membership inference attacks:** in this case, the attacker wants to determine, given a machine learning model, whether or not a certain individual has participated in the training of the model [42]. The most common approach to deal with this type of attack is the application of Differential Privacy algorithms [38].
- **Model inversion attacks:** in this type of attack, the adversary's goal is to extract training data or feature vectors from the model's training data [38]. Be a model  $M$  which

takes as input a vector  $(x_1, \dots, x_n)$  from an  $n$ -dimensional feature space (e.g. from  $\mathbb{R}^n$ ), and be  $y$  the output obtained when predicting:  $y = M(x_1, \dots, x_n)$ . In the model inversion attack the adversarial uses black-box access to the model  $M$  to extract some feature  $x_i$ ,  $i \in \{1, \dots, n\}$ , given some knowledge about the other features and the value  $y$  [43].

- **Model poisoning attacks:** in this type of attack, the objective of the adversary is to affect the learning model during the training process [44]. In the case of federated learning, this could be done by a client that enters deliberate wrong labels for its data in order to damage the overall accuracy of the model, since it would be using incorrect data. The simplest and most straightforward way to prevent this attack is to allow only verified data owners with pre-established trust to participate in the training.

#### 5. Experiment: Chest X-Ray image classification

The objective of this study is to present the implementation of a simple example of a FL scheme from scratch. Specifically, the experiments have been carried out using the Python 3 programming language [45]. In particular, the following additional libraries and versions have been used (among others): `scikit-learn` (0.24.2), `tensorflow` (2.6.0), `keras` (2.6.0), `pandas` (1.3.4) and `numpy` (1.21.4). For more information about this libraries see [46]. Although several Python libraries that implement the federated learning architecture have been presented in Section 3, in this case, for the sake of completeness of the study and greater customization, as well as better understanding of the architecture, we have made our own implementation. Then, in order to reproduce the procedure exposed in Section 2, and in particular in Figure 2, we have implemented a class called *Client* and another one called *Server* to follow this scheme.

##### 5.1. Data used

In this work we show a medical image analysis use case. Specifically, we are going to use chest X-Ray images, and the objective is to classify them according to whether or not the patient has pneumonia. Specifically, the data were obtained from [47].

The data used (which are published openly) are divided into three groups: train, test and validation. Let us present in Table 1 the distribution of the images of each type (pneumonia and normal) in each of these three sets.

	Pneumonia	Normal
<i>Train</i>	3875	1341
<i>Test</i>	390	234
<i>Validation</i>	8	8

Table 1: Distribution of the X-Ray images in train, test and validation sets.

To give an idea of the type of images we are working with, in Figure 4 three images classified as pneumonia, and three



classified as normal are shown, both obtained from the train set.

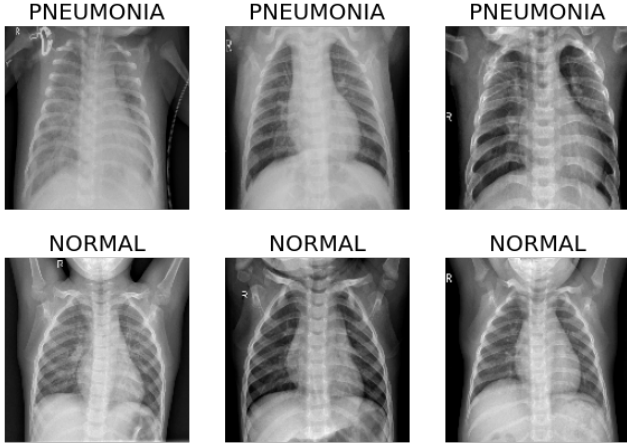


Figure 4: Example of the two categories of images under study (pneumonia and normal).

### 5.2. Model under study

In order to classify the previously presented images into normal or pneumonia, a model consisting of a multi-layer convolutional network is proposed (remember that the objective of this example is to predict from an X-ray image whether the patient has pneumonia or not). Specifically, its structure is based on that of models studied for the classification of medical images (see [48]). The architecture of the model applied has been implemented using the Python library `keras`, and it is shown below:

**Conv2D layer.** Filters: 32. Kernel size: (3, 3). Activation: *ReLU*. Input shape: (150,150,1).

**BatchNormalization layer.**

**MaxPooling2D layer.** Pool size: (2,2). Strides: 2.

**Conv2D layer.** Filters: 64. Kernel size: (3, 3). Activation: *ReLU*.

**Dropout layer.** Rate: 0.1.

**BatchNormalization layer.**

**MaxPooling2D layer.** Pool size: (2,2). Strides: 2.

**Conv2D layer.** Filters: 64. Kernel size: (3, 3). Activation: *ReLU*.

**BatchNormalization layer.**

**MaxPooling2D layer.** Pool size: (2,2). Strides: 2.

**Conv2D layer.** Filters: 128. Kernel size: (3, 3). Activation: *ReLU*.

**Dropout layer.** Rate: 0.2.

**BatchNormalization layer.**

**MaxPooling2D layer.** Pool size: (2,2). Strides: 2.

**Conv2D layer.** Filters: 256. Kernel size: (3, 3). Activation: *ReLU*.

**Dropout layer.** Rate: 0.2.

**BatchNormalization layer.**

**MaxPooling2D layer.** Pool size: (2,2).

**Flatten layer.**

**Dense layer.** Units: 128. Activation: *ReLU*.

**Dropout layer.** Rate: 0.2.

**Dense layer.** Units: 1. Activation: *sigmoid*.

In addition, the optimizer *RMSprop* and the binary cross-entropy as loss function were used to compile the model. The metric used to quantify the performance of the model was the accuracy, defined as follows:

$$accuracy = \frac{\text{Number of correct predictions}}{\text{Total predictions}} \quad (3)$$

Finally, as the data have been randomly distributed along the different clients, there may be cases of imbalance in such data. In order to compare the centralized and decentralized cases, and in the latter case the evolution in the initial test set as a function of the number of FL cycle repetitions, the area under the ROC curve (AUC) will also be computed, for consistency of such results, using Python library `sklearn`.

### 5.3. Federated learning approach (3 clients)

In the classical use of federated learning, the number of clients is predefined. However, in our use case we will be interested to see if this technique can bring advantages over the use of centralized data (when privacy requirements allow it). Thus, given the train set of data presented previously, different clients will be simulated in order to compare these approaches, and thus the application of a federated learning schema will be exposed as well as the results obtained by applying it. Note that by the actual way in which the different clients are created, it is a case of horizontal federated learning.

Given the initial set of data (the train set), we will first divide it into 3 clients, with a different number of data for each of them, as presented in Table 2. In addition, in order to train and test the models on each client, we split each of these into train (75%) and test (25%) sets. We also present in this table the average time per epoch that it takes to train the model in each client. It is important to highlight that even though for this use case the different clients have been artificially created (from a centralized dataset), in the case of a real federated learning scheme, the communication of the weights between the different clients and the server must be encrypted. This would not be necessary if we simply wanted to present a Distributed machine learning

	Number of data		Average time per epoch (s)
	Train	Test	
<i>Client 1</i>	1050	350	23.1
<i>Client 2</i>	1800	600	40.1
<i>Client 3</i>	1062	350	24

Table 2: Number of data of each client and average training time per epoch. Case: 3 clients.

scheme, where the central server distributes different subsets of data among different workers.

Be  $N_c$  the number of clients,  $N_e$  the number of epochs the model is trained on each client,  $N_r$  the number of times the FL schema is repeated and  $t_i$  the average time it takes to train each epoch for the data of client  $i$ . Since this training is done in parallel, the execution time will be:

$$N_r N_e \max_{i \in \{1, \dots, N_c\}} t_i \quad (4)$$

On the other hand, training this same model in a centralized way, that is on the initial data set, being these in total 5216 images, the average time per epoch (average over 10 epochs executed) is 138.6s. Thus, if the process is repeated 10 times for the decentralized case ( $N_r = 10$ ), the average time considering that one epoch is trained in each case ( $N_e = 1$ ), will be 401s (see Table 2), while if we train the model for the centralized case 10 epochs, the execution time will be approximately 1386s. We are therefore interested to see if this substantial saving in execution time will be reflected in an accuracy penalty for the test set.

Therefore, let's see in Table 3 the results obtained when training these two cases for the test set, which consists of 624 data. Note that in the centralized approach we are training with more data than with the 3 clients together in the decentralized one. This is because for the decentralized case we have left a part of the data as a test for further analysis. Even so, the results for the test accuracy obtained are better in the case where we apply federated learning (i.e. the data is used in a decentralized way). This does not occur with the AUC, which is slightly worse in the case of FL, but at the cost of a runtime reduction of more than 70%. In fact, in addition to improved results in terms of accuracy, a reduction in execution time of approximately 71.07% is obtained.

Centralized approach			Decentralized approach		
Loss (test)	Accuracy (test)	AUC (test)	Loss (test)	Accuracy (test)	AUC (test)
3.0694	0.6619	0.9429	2.7901	0.7596	0.9393

Table 3: Centralized approach vs decentralized approach. Case: 3 clients.

The evolution of the test loss, accuracy and AUC values obtained for this case, training one epoch each time on each client ( $N_e = 1$ ), and repeating this process  $N_r$  times, is shown in Table 4.

$N_r$	Loss (test)	Accuracy (test)	AUC (test)
1	8.8679	0.6250	0.4965
2	9.9432	0.6250	0.5773
3	18.8860	0.6250	0.6711
4	12.4254	0.6250	0.8050
5	15.4149	0.6250	0.9194
6	2.1068	0.7131	0.9316
7	3.6177	0.7035	0.9322
8	1.8812	0.7612	0.9247
9	<b>1.6096</b>	<b>0.7853</b>	0.9117
10	2.7901	0.7596	<b>0.9393</b>

Table 4: Decentralized approach. Metrics obtained for the test data varying  $N_r$  and with  $N_e = 1$ . Case: 3 clients.

It can be observed that, contrary to what might be intuitively expected, the best results in terms of loss and accuracy for the set of tests are obtained after 9 repetitions, being better than those obtained after 10 repetitions. This is due to the fact that in each repetition the weights of the models are adjusted according to the data of each client, and the data on which we are predicting have not been seen by any client. In the same way, the convergence of the model can be seen when increasing repetitions of the FL cycle, especially noticeable in the AUC, which goes from 0.4965 to 0.9393.

In the same way, as we will observe in the following table, the same thing will happen with the test set of each client, since we are not interested in overfitting the models for a specific client, but rather that based on the data of each client, they generalize in the best possible way. In Table 5 the results in terms of loss and accuracy for each client's test set evaluating using the model obtained after  $N_r$  repetitions, are presented.

$N_r$	<i>Client 1 (test)</i>		<i>Client 2 (test)</i>		<i>Client 3 (test)</i>	
	Loss	Accuracy	Loss	Accuracy	Loss	Accuracy
1	6.5422	0.7143	3.8025	0.8333	8.7567	0.6186
2	7.1821	0.7143	4.1823	0.8333	9.6804	0.6186
3	13.1566	0.7143	7.6284	0.8333	17.8411	0.6186
4	5.9637	0.7143	3.4043	0.8333	8.6542	0.6186
5	5.8148	0.7314	3.3614	0.8350	8.8664	0.6242
6	0.1295	0.9543	0.0390	0.9867	0.2753	0.9267
7	0.1837	0.9600	0.0727	0.9850	0.4423	0.9237
8	<b>0.0994</b>	0.9714	<b>0.0160</b>	<b>0.9933</b>	<b>0.1100</b>	<b>0.9548</b>
9	0.1482	0.9714	0.0354	0.9867	0.1231	<b>0.9548</b>
10	0.1323	<b>0.9829</b>	0.0183	<b>0.9933</b>	0.1789	0.9519

Table 5: Metrics obtained for the test set of each client varying  $N_r$  with  $N_e = 1$  fixed. Case: 3 clients.

Note that for client 1, the best results in terms of accuracy are obtained for  $N_r = 10$ , for client 2 with  $N_r = 8$  and  $N_r = 10$  and for client 3 with  $N_r = 8$  and  $N_r = 9$ . In terms of the loss function, the best results are obtained for  $N_r = 8$  in the case of client 1, for client 2 with  $N_r = 8$  and for client 3 with  $N_r = 8$ . That is, in most cases the best results for the tests set of each client are reached for  $N_r = 8$ . It is again observed that more repetitions do not necessarily lead to better results, since these are made by aggregating the different weights obtained for each



client, which will vary with each repetition. In addition, the convergence of the method can be clearly seen after the sixth repetition.

On the other hand, if we take  $N_e = 10$  and  $N_r = 1$ , although according to the Equation 4 the execution time is the same as in the case where  $N_e = 1$  and  $N_r = 10$ , the results are actually worse. Specifically, in this case we obtain for the test set a loss of 13.8945, and an accuracy of 0.6250, as opposed to the results obtained for  $N_e = 1$  and  $N_r = 10$  (see the last row of Table 4). Concretely, taking  $N_e = 10$  and  $N_r = 1$ , we obtain the same accuracy as for the case  $N_e = N_r = 1$ , and a worse value for the loss (see the first row of Table 4). This tells us that it is more appropriate to perform more repetitions of the federated learning scheme instead of training more epochs on each client. In addition, this may be because training more epochs on each client leads to overfitting on this client, worsening the accuracy for the test set. Intuitively this reinforces the idea of using federated learning to improve results in a decentralized data case.

#### 5.4. Data distribution

The following table shows the distribution of the two categories present in the data for each of the three clients. The objective is to analyze if the two classes are distributed in the same way in the different clients, or if, on the contrary, a different distribution is obtained in each one of them.

	Number of data	Class = 1 (%)	Class = 0 (%)
<i>Client 1</i>	1400	28.57	71.43
<i>Client 2</i>	2400	16.67	83.33
<i>Client 3</i>	1416	38.21	61.79
<i>ALL</i>	5216	25.71	74.29

Table 6: Data distribution for the three clients (without distinguishing train and test sets).

These data have been selected manually, so that the distributions of the data in the different clients are different. For example, in client 2 less than 17% of the samples correspond to class 1 images, while this percentage exceeds 38% (more than double) in the case of client 3. In addition, if we compare with the global distribution of the data of the three clients, we can see that between that of the third one and the global distribution, there is more than a 12% difference. The distribution of the data is one of the most important factors that can affect a federated learning algorithm, in particular, the fact that they are unbalanced (as in this case), is a key aspect to be evaluated. However, as we have seen in the above, despite the unbalanced data, we managed to obtain a substantial improvement by distributing the data in 3 clients, compared to the case in which they are centralized (passing the accuracy from 0.6619 in the centralized case to 0.7853 in the best performance of the federated learning approach). In the following cases, the process of allocating the data among the different clients will be a random process, so that these differences in the distributions will not be so clear.

#### 5.5. Federated learning approach (10 clients)

Now, let us repeat the previous analysis using a larger number of data owners. In this case, instead of decomposing the train set into 3 clients, we will decompose it into 10 of them. Again we will use model presented in Subsection 5.2, and in Table 7 the number of data for each client as well as the average computation time per epoch is shown.

	Number of data		Average time per epoch (s)
	Train	Test	
<i>Client 1</i>	442	148	10.1
<i>Client 2</i>	412	138	9.7
<i>Client 3</i>	258	87	6
<i>Client 4</i>	326	109	7.9
<i>Client 5</i>	378	127	9
<i>Client 6</i>	393	132	9
<i>Client 7</i>	356	119	8
<i>Client 8</i>	468	157	11
<i>Client 9</i>	412	138	9.8
<i>Client 10</i>	462	154	11

Table 7: Number of data of each client and average training time per epoch. Case: 10 clients.

As we have already explained in the previous case, when training the model in a centralized way, the average time per epoch (average over 10 epochs executed) is 138.6s. In this case, with 10 clients, if we repeat the process 10 times the average time considering that one epoch is trained in each case ( $N_e = 1$ ), will be 110s (see Equation 4), while if we train the model for the centralized case 10 epochs, the execution time will be approximately 1386s. Let's see in Table 8 the results of training these two cases for the test set.

Centralized approach			Decentralized approach		
Loss (test)	Accuracy (test)	AUC (test)	Loss (test)	Accuracy (test)	AUC (test)
3.0694	0.6619	0.9429	2.1891	0.8077	0.9466

Table 8: Centralized approach vs decentralized approach. Case: 10 clients.

We can thus verify (although we will study this in more detail in a later summary of results), that applying federated learning techniques provides substantial advantages over the centralized case. Although the advantages in terms of execution time were evident (since the different clients will perform their computations in parallel, and the number of data for each one will always be strictly smaller than in the centralized case), it could be less clear that there would be improvements in terms of loss, accuracy and AUC. However, as shown in Table 8, there is a very significant improvement in the first two metrics, and also with respect to the AUC (contrary to what occurred in the case of three clients). In addition, it can be observed that in this case, the execution time of the decentralized case reduce by 92.06% the time of the centralized approach.

In Table 9 we show in detail the test loss, accuracy and AUC values obtained by varying the number of repetitions of the federated learning process (i.e. varying  $N_r$ , with  $N_e = 1$ ).

$N_r$	Loss (test)	Accuracy (test)	AUC (test)
1	17.5579	0.6250	0.3858
2	11.8717	0.6250	0.3890
3	8.8497	0.6250	0.4496
4	11.5778	0.6250	0.5145
5	10.5208	0.6250	0.6437
6	5.1850	0.6474	0.8792
7	9.3572	0.6362	0.8081
8	4.1472	0.7324	0.9293
9	3.8805	0.7436	0.9409
10	<b>2.1891</b>	<b>0.8077</b>	<b>0.9466</b>

Table 9: Decentralized approach. Metrics obtained for the test data varying  $N_r$  with  $N_e = 1$  fixed. Case: 10 clients.

Let us now see in Table 10 for which values of  $N_r$  (remember that  $N_e = 1$ ) the optimal results (in terms of loss and accuracy) are obtained for each client’s test set, and what these values are. Note that the optimum of each metric is not always obtained for the same value of  $N_r$ , as is the case of clients 3, 7 and 10.

	Loss (client test set)	Accuracy (client test set)	$N_r$
Client 1	0.0729	0.9865	9
Client 2	0.0001	1.0000	9
Client 3	0.0727	0.9655	10
	0.0823	0.9770	9
Client 4	0.0283	0.9908	10
Client 5	0.0064	1.0000	9
Client 6	0.0988	0.9773	9
Client 7	0.2264	0.9328	10
	0.3714	0.9664	8
Client 8	0.1555	0.9745	10
Client 9	0.0032	1.0000	9
Client 10	0.1918	0.9675	10
	0.3023	0.9740	9

Table 10: Decentralized approach. Optimal values for each client’s test set. Case: 10 clients.

In Table 10 it can be seen that both in terms of loss and accuracy really successful results are obtained for the test set of each client, with the worst result being Client 7, and the best being Client 9.

Again, as in the case of 3 clients, when taking  $N_e = 10$  and  $N_r = 1$  the estimated execution time is the same as in the case where  $N_e = 1$  and  $N_r = 10$  (see Equation 4), but the results are actually worse. Specifically, in this case we obtain for the test set a loss of 18.4372, and an accuracy of 0.6250, while this values are 2.1891 and 0.8077 respectively for the case of  $N_e = 1$  and  $N_r = 10$  (see the last row of Table 9).

## 5.6. Intermittent clients

Suppose now that a new client enters the architecture, and one of the clients which was participating in the training, leaves it. This fits with a real use case, where a data owner decides to leave the training, either voluntarily or involuntarily (e.g. in the case of mobile devices, problems with internet connectivity). To exemplify this, first let us come back to the case of a federated learning schema composed by 3 clients. Let us suppose that a client leaves (we will study what happens when client 1, 2 and 3 leave), and a new client enters, client 4, which will build using the validation data.

Note that the new client that we are going to add (client 4), only consists of 16 images, compared to the 1400, 1416 and 2400 of those used previously. Thus, we seek to test the influence of the balancing of the data sets used. We consider two different options:

- **Approach 1:** When a client leaves, the weights obtained for that client in previous repetitions are not taken into account for subsequent repetitions of the training. The weights obtained for the new client are included in the aggregation.
- **Approach 2:** When a client leaves, its last weights calculated are kept and are used in subsequent aggregations to update the model. Again, the weights obtained for the new client are included in the aggregation.

The results obtained for the prediction on the test set with each approach by adding client 4 and removing each of the previous clients are presented in Table 11.

Client removed	Approach 1 (test)		Approach 2 (test)	
	Loss	Accuracy	Loss	Accuracy
Client 1	3.2528	0.7372	<b>3.1239</b>	<b>0.7404</b>
Client 2	8.0542	0.6650	<b>3.8668</b>	<b>0.7292</b>
Client 3	<b>2.7386</b>	<b>0.7564</b>	3.7489	0.7212

Table 11: Results obtained by eliminating one client and adding a new one with the two approaches described above. Case: 3 clients.

In this case we cannot select one approach as better than the other, since by eliminating the first client, the first approach is better in terms of accuracy and loss than the second approach. The same applies to the second client (the one that contained a larger number of data), the second approach is better than the first one. However, the opposite happens when eliminating the third client, in this case approach 1 produces better results than approach 2.

We conclude this section by showing the results of removing a client and adding a new one in the case of the federated learning schema with 10 clients. Again in this case the client that we add, client 11, will have as data the images of the validation set (16 images). We consider the same two approaches as in the case of three clients. In Table 12 the results obtained for the test set when removing each one of the initial ten clients and adding client 11 are shown.

Client removed	Approach 1 (test)		Approach 2 (test)	
	Loss	Accuracy	Loss	Accuracy
<i>Client 1</i>	<b>5.5046</b>	<b>0.7212</b>	5.8959	0.7131
<i>Client 2</i>	<b>4.7734</b>	<b>0.7324</b>	5.1354	0.7228
<i>Client 3</i>	5.9151	0.7147	<b>5.0824</b>	<b>0.7228</b>
<i>Client 4</i>	6.8659	0.7083	<b>5.5133</b>	<b>0.7212</b>
<i>Client 5</i>	8.4424	0.6891	<b>6.3489</b>	<b>0.7083</b>
<i>Client 6</i>	7.5943	0.6971	<b>4.3035</b>	<b>0.7388</b>
<i>Client 7</i>	6.2332	0.7067	<b>4.7378</b>	<b>0.7308</b>
<i>Client 8</i>	4.9466	0.7260	<b>4.0545</b>	<b>0.7484</b>
<i>Client 9</i>	<b>4.7862</b>	<b>0.7292</b>	5.9057	0.7115
<i>Client 10</i>	6.6718	0.7083	<b>6.0268</b>	<b>0.7131</b>

Table 12: Results obtained by eliminating one client and adding a new one with the two approaches described above. Case: 10 clients.

In this case, it is clear that in the majority of cases (7 out of 10), the best results are achieved with the second approach. It should be noted that the selection of one criterion or another will depend on the type of data of each client, but in principle, it seems more convenient to keep the last weights calculated for the eliminated client, rather than not taking them into account (for example, the frequency with which data is updated for each client is key in considering whether or not to discard such weights).

### 5.7. Summary and comparison

Finally, in addition to the two cases studied previously, where the training data are divided into 3 and 10 clients, the decomposition of the train set into a larger number of clients, 25, 50, 75 and 100, has been also studied. In the following table the results corresponding to the accuracy and loss for the test set, as well as the temporal reduction with respect to the centralized case, training in all cases the model for 10 epochs, is shown for the different number of clients considered (see Table 13 and Figure 5).

	Test Loss	Test Acc.	Exc. time (s)	Time reduction vs cent. apr. (%)
<b>Centralized approach</b>	3.0694	0.6619	1386	—
<b>Decentralized approach</b>				
<i>3 clients</i>	2.7901	0.7596	401	71.07
<i>10 clients</i>	<b>2.1891</b>	<b>0.8077</b>	110	92.06
<i>25 clients</i>	3.1173	0.8045	50	96.39
<i>50 clients</i>	2.4014	0.7756	21	98.48
<i>75 clients</i>	3.3046	0.7388	21	98.48
<i>100 clients</i>	3.5927	0.7308	10	99.28

Table 13: Comparison of the centralized approach with several decentralized cases. Note that the execution time is approximate.

It is observed that the best results in terms of loss and accuracy are obtained for the decentralized case with 10 clients. The

reduction in execution time with respect to the centralized approach exceeds 90%, and the values for loss and accuracy are substantially improved. As for the AUC, Figure 6 shows the ROC curves obtained in each case. It can be seen that they are very similar, despite the enormous reduction in execution time provided by the FL approach as the number of clients increases. Specifically, the best results in terms of the AUC are obtained for the case of 50 clients. It is clear that increasing the number of clients reduces the computation time, but it should be noted that in some cases this may be at the cost of reducing accuracy, as can be seen from more than 10 clients in Figure 5.

Looking again at the cases of three and ten clients, it is of particular interest to assess that this federated learning approach also gives good results in the test sets of each client. For this purpose in Table 14 the average loss and accuracy obtained in each case is compared, considering the optimum value reached for each client (see Table 5 and 10).

	Average loss (client test set)	Average test accuracy (client test set)
<i>3 clients</i>	0.0751	0.9770
<i>10 clients</i>	0.0856	0.9847

Table 14: Comparison of the average loss and accuracy obtained for the test sets of the clients of each decentralized case.

In this case, in contrast to the previous one, it can be seen that the mean loss for the test sets of each client is better when there are three clients than when there are ten (however, in the case of accuracy, the results are better in the case of ten clients).

To conclude this comparison, let us look at the average for loss and accuracy in the cases where a client is eliminated and a new one appears (Table 15). Note that in both approaches the new client is the same (the one containing the images of the validation set). For this calculation the results of Tables 11 and 12 are used. In this case, the test set considered is the initial one (see Table 1), not that of each client.

	Approach 1 (test)		Approach 2 (test)	
	Average loss	Average accuracy	Average loss	Average accuracy
<i>3 clients</i>	4.6818	0.7196	3.5799	0.7303
<i>10 clients</i>	6.1733	0.7133	5.3004	0.7231

Table 15: Results obtained by eliminating one client and adding a new one with the two approaches described above. Average loss and accuracy.

Finally, in the previous table we can see that, when there are intermittent clients, the results are better with 3 clients than with 10, and it is also observed that in both cases, it is more interesting to apply the second approach, that is keeping the last weights calculated for the eliminated client.

In view of the above summary of results, it can be seen that in each case it must be studied whether a smaller or larger number of clients should be taken, depending on the characteristics of the data and the problem.

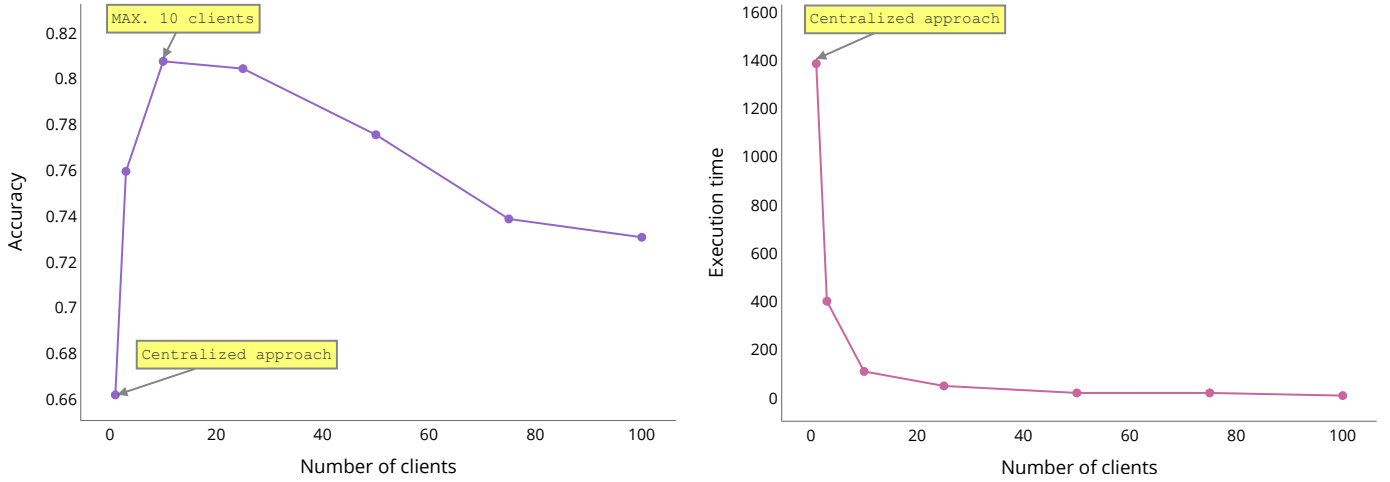


Figure 5: Evolution of accuracy (left) and execution time (right) according to the number of clients (one client corresponds to the centralized case).

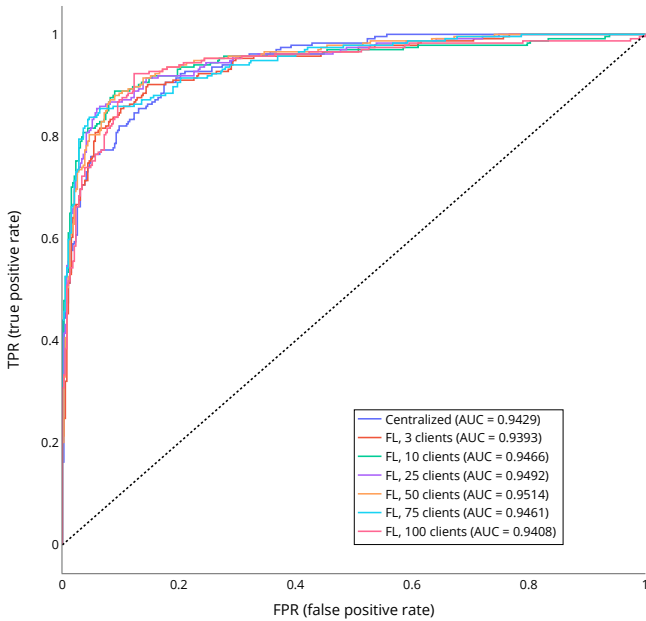


Figure 6: ROC curves for each of the cases exposed in Table 13

## 6. Conclusions and future work

In this paper we have presented the implementation of a complete federated learning algorithm and its application to a practical use case on medical image classification, with special attention to the evolution of results as the number of clients increases. Although the classical use of this type of techniques is motivated by the impossibility of working in a centralized way with data from different clients that intend to study the same subject using data of the same characteristics (because they cannot or do not want to share their data with each other or with an external server due to privacy restrictions), we will also study the advantages that this approach can bring over the classical (centralized) one by simulating different clients in a specific use case.

Specifically, for the analyzed use case, the different clients have been artificially generated from the training data of a public dataset of medical images of chest X-rays. Specifically, the objective is to classify the images according to whether or not the patient has pneumonia. In particular, the different results obtained by dividing the initial train set into 3 and 10 clients have been studied. Further to the study of the results for the test data set, for the cases of three and ten clients, individual results have been analyzed for each client, and also two different approaches for the case where a new client enters the training, and another one leaves it. It is worth noting that in both cases of this use case, for the same runtime, much better results are obtained by considering  $N_e = 1$  and  $N_r = 10$  instead of  $N_e = 10$  and  $N_r = 1$ .

In addition, it is observed how the performance scales as the number of clients into which the initial data is divided increases, specifically in the cases of 25, 50, 75 and 100 clients. In this last case, when classifying the test set, we obtain the best results in terms of accuracy and loss using 10 clients. When studying the cases of 10 or more clients, a reduction in execution time of more than 90% with respect to the centralized case (not dividing the data into any client) is achieved. It is obvious that the greater the number of clients, the shorter the execution time, but at the cost of a worsening in terms of loss and accuracy (see Table 13 and Figure 5), although this is not the case with the AUC (see Figure 6).

We can thus see that this technique not only gives us the advantages of greater data security (since data does not travel between clients or between client and server), but also, when applied to an scenario in which the centralized approach could be used, federated learning also shows improvements in terms of computing time and even in accuracy with respect to the classic approach (improvements in the AUC are also observed in some cases, although this is not the case for 3 and 100 clients).

As for next steps, we foresee many lines of work and research as a continuation of this work, such as the following:

- Study of different models, in particular the application to

other kind of machine learning models, not only to neural or convolutional networks.

- Selection, implementation and use of other aggregation functions according to the case of study. For example, using *cluster federated averaging operator*, with is based on using the algorithm of k-means and use the centroids in order to obtain the new weights (exposed in the documentation about the aggregation operators of [32]). Moreover, as mentioned when presenting the aggregation function used in this use case, it is really attractive to try to consider machine learning models to optimize the aggregation.
- Analysis of more use cases, in particular with special attention to the non-i.i.d. data case [37]. Note that when the training data of a model with a federated learning architecture is unbalanced in its distribution, as proved in [33], the accuracy may be reduced (see [37]).
- Exhaustive study of results and possible responses in the case of intermittent clients: that more than one appears and disappears, and that this occurs in several repetitions of the process.
- Analysis of the possible attacks that the process may suffer and study of different ways to avoid them or reduce their effects. Some of these are: corruption of models by attackers (i.e. some clients could be attackers modifying the model with corrupted data), attacks on the communication of weights and the extraction of data characteristics from them, etc. One possibility is to implement the algorithm applying Homomorphic Encryption (HE) in the communication of the weights between the clients and the server.
- Implementation of a use case comparing different data decentralization architectures, such as the four proposed together with the Parameter Server one in Figure 2 of [37]: all reduce, ring all reduce, gossip and neighbor architecture.
- Introduce federated transfer learning techniques (see [38]), other techniques and architectures for data decentralization such us split and gossip learning (see [35] and [36]).
- Finally, note that as this was a preliminary study based on simulated clients, it was not necessary to create the client-server communication structure. However, for a real application use case, it is important to emphasize here that such communication must be encrypted. In addition, among other possible tools, we propose the use of *Serf* or *Consul* from *HashiCorp*<sup>1</sup> for the orchestration of such communication.

## CRedit authorship contribution statement

**Judith Sáinz-Pardo Díaz:** Conceptualization, Methodology,

Software, Formal analysis, Investigation, Visualization, Writing - Original Draft. **Álvaro López García:** Conceptualization, Funding acquisition, Methodology, Software, Supervision, Writing - Original Draft.

## Declaration of Competing Interest

The authors declare that they have no known competing financial interests or personal relationships that could have appeared to influence the work reported in this paper.

## Acknowledgements

The authors acknowledge the funding through the European Commission - NextGenerationEU (Regulation EU 2020/2094), through CSIC's Global Health Platform (PTI Salud Global) and the support from the project AI4EOSC "Artificial Intelligence for the European Open Science Cloud" that has received funding from the European Union's Horizon Europe research and innovation programme under grant agreement number 101058593.

## References

- [1] Q. Yang, L. Fan, H. Yu (Eds.), *Federated Learning: Privacy and Incentive*, Vol. 12500, Springer Nature, 2020. doi:<https://doi.org/10.1007/978-3-030-63076-8>.
- [2] Q. Li, Z. Wen, B. He, Federated learning systems: Vision, hype and reality for data privacy and protection, *ArXiv abs/1907.09693*.
- [3] B. McMahan, E. Moore, D. Ramage, S. Hampson, B. A. y. Arcas, Communication-Efficient Learning of Deep Networks from Decentralized Data, in: A. Singh, J. Zhu (Eds.), *Proceedings of the 20th International Conference on Artificial Intelligence and Statistics*, Vol. 54 of *Proceedings of Machine Learning Research*, PMLR, 2017, pp. 1273–1282. URL <https://proceedings.mlr.press/v54/mcmahan17a.html>
- [4] N. Rodríguez, G. Stipcich, D. Jiménez, J. Ruiz-Millán, E. Martínez-Cámara, G. González-Seco, M. Luzon, M. Véganzones, F. Herrera, Federated learning and differential privacy: Software tools analysis, the sherpa.ai fl framework and methodological guidelines for preserving data privacy, *Information Fusion* 64. doi:10.1016/j.inffus.2020.07.009.
- [5] T. Li, A. K. Sahu, A. Talwalkar, V. Smith, Federated learning: Challenges, methods, and future directions, *IEEE Signal Processing Magazine* 37 (3) (2020) 50–60.
- [6] K. Wei, J. Li, M. Ding, C. Ma, H. H. Yang, F. Farokhi, S. Jin, T. Q. S. Quek, H. V. Poor, Federated learning with differential privacy: Algorithms and performance analysis, *IEEE Transactions on Information Forensics and Security* 15 (2020) 3454–3469. doi:10.1109/TIFS.2020.2988575.
- [7] A. Madi, O. Stan, A. Mayoue, A. Grivet-Sébert, C. Gouy-Pailler, R. Sirdey, A secure federated learning framework using homomorphic encryption and verifiable computing, in: *2021 Reconciling Data Analytics, Automation, Privacy, and Security: A Big Data Challenge (RDAAPS)*, 2021, pp. 1–8. doi:10.1109/RDAAPS48126.2021.9452005.
- [8] M. Chen, N. Shlezinger, H. V. Poor, Y. C. Eldar, S. Cui, Communication-efficient federated learning, *Proceedings of the National Academy of Sciences* 118 (17) (2021) e2024789118. arXiv: <https://www.pnas.org/doi/pdf/10.1073/pnas.2024789118>, doi:10.1073/pnas.2024789118. URL <https://www.pnas.org/doi/abs/10.1073/pnas.2024789118>
- [9] P. Kairouz, H. B. McMahan, B. Avent, A. Bellet, M. Bennis, A. N. Bhagoji, K. A. Bonawitz, Z. Charles, G. Cormode, R. Cummings, R. G. L. D'Oliveira, S. E. Rouayheb, D. Evans, J. Gardner, Z. Garrett, A. Gascón, B. Ghazi, P. B. Gibbons, M. Gruteser, Z. Harchaoui, C. He, L. He, Z. Huo, B. Hutchinson, J. Hsu, M. Jaggi, T. Javidi, G. Joshi, M. Khodak, J. Konečný, A. Korolova, F. Koushanfar, S. Koyejo, T. Lepoint, Y. Liu, P. Mittal, M. Mohri, R. Nock, A. Özgür, R. Pagh, M. Raykova, H. Qi, D. Ramage, R. Raskar, D. Song, W. Song, S. U. Stich, Z. Sun, A. T.

<sup>1</sup><https://www.hashicorp.com/>

- Suresh, F. Tramèr, P. Vepakomma, J. Wang, L. Xiong, Z. Xu, Q. Yang, F. X. Yu, H. Yu, S. Zhao, Advances and open problems in federated learning, CoRR abs/1912.04977. arXiv:1912.04977. URL <http://arxiv.org/abs/1912.04977>
- [10] H. Zhu, J. Xu, S. Liu, Y. Jin, Federated learning on non-iid data: A survey, *Neurocomputing* 465 (2021) 371–390.
- [11] S. Hardy, W. Henecka, H. Ivey-Law, R. Nock, G. Patrini, G. Smith, B. Thorne, Private federated learning on vertically partitioned data via entity resolution and additively homomorphic encryption (2017). doi: 10.48550/ARXIV.1711.10677. URL <https://arxiv.org/abs/1711.10677>
- [12] H. Wang, M. Yurochkin, Y. Sun, D. Papailiopoulos, Y. Khazaeni, Federated learning with matched averaging (2020). arXiv:2002.06440.
- [13] Z. Zhong, Y. Zhou, D. Wu, X. Chen, M. Chen, C. Li, Q. Z. Sheng, P-fedavg: Parallelizing federated learning with theoretical guarantees, in: IEEE INFOCOM 2021 - IEEE Conference on Computer Communications, 2021, pp. 1–10. doi:10.1109/INFOCOM42981.2021.9488877.
- [14] C. Paliawadana, N. Wiratunga, A. Wijekoon, H. Kalutarage, FedSim: Similarity guided model aggregation for federated learning, *Neurocomputing* 483 (2022) 432–445. doi:<https://doi.org/10.1016/j.neucom.2021.08.141>. URL <https://www.sciencedirect.com/science/article/pii/S0925231221016039>
- [15] L. Li, Y. Fan, M. Tse, K.-Y. Lin, A review of applications in federated learning, *Computers & Industrial Engineering* 149 (2020) 106854.
- [16] N. Rieke, J. Hancox, W. Li, F. Milletari, H. R. Roth, S. Albarqouni, S. Bakas, M. N. Galtier, B. A. Landman, K. Maier-Hein, et al., The future of digital health with federated learning, *NPJ digital medicine* 3 (1) (2020) 1–7.
- [17] T. S. Brisimi, R. Chen, T. Mela, A. Olshevsky, I. C. Paschalidis, W. Shi, Federated learning of predictive models from federated electronic health records, *International journal of medical informatics* 112 (2018) 59–67.
- [18] J. Xu, B. S. Glicksberg, C. Su, P. Walker, J. Bian, F. Wang, Federated learning for healthcare informatics, *Journal of Healthcare Informatics Research* 5 (1) (2021) 1–19.
- [19] G. H. Lee, S.-Y. Shin, Federated learning on clinical benchmark data: Performance assessment, *J Med Internet Res* 22 (10) (2020) e20891. doi:10.2196/20891. URL <https://doi.org/10.2196/20891>
- [20] R. S. Antunes, C. André da Costa, A. Küderle, I. A. Yari, B. Eskofier, Federated learning for healthcare: Systematic review and architecture proposal, *ACM Transactions on Intelligent Systems and Technology (TIST)* 13 (4) (2022) 1–23.
- [21] M. Alazab, S. P. RM, M. Parimala, P. Reddy, T. R. Gadekallu, Q.-V. Pham, Federated learning for cybersecurity: concepts, challenges and future directions, *IEEE Transactions on Industrial Informatics*.
- [22] B. Ghimire, D. B. Rawat, Recent advances on federated learning for cybersecurity and cybersecurity for federated learning for internet of things, *IEEE Internet of Things Journal*.
- [23] S. Savazzi, M. Nicoli, V. Rampa, Federated learning with cooperating devices: A consensus approach for massive iot networks, *IEEE Internet of Things Journal* 7 (5) (2020) 4641–4654.
- [24] A. Intej, U. Thakker, S. Wang, J. Li, M. H. Amini, A survey on federated learning for resource-constrained iot devices, *IEEE Internet of Things Journal* 9 (1) (2021) 1–24.
- [25] Y. Jiang, J. Konečný, K. Rush, S. Kannan, Improving federated learning personalization via model agnostic meta learning (2019). arXiv:1909.12488.
- [26] H. Zhu, R. Wang, Y. Jin, K. Liang, J. Ning, Distributed additive encryption and quantization for privacy preserving federated deep learning, *Neurocomputing* 463 (2021) 309–327. doi:<https://doi.org/10.1016/j.neucom.2021.08.062>. URL <https://www.sciencedirect.com/science/article/pii/S0925231221012522>
- [27] Tensorflow federated, <https://www.tensorflow.org/federated> (Consultation date: 25/10/2021).
- [28] Pysyft, <https://blog.openmined.org/tag/pysyft/> (Consultation date: 27/10/2021).
- [29] Ibm federated learning, <https://ibmf1.mybluemix.net/> (Consultation date: 27/10/2021).
- [30] C. He, S. Li, J. So, M. Zhang, H. Wang, X. Wang, P. Vepakomma, A. Singh, H. Qiu, L. Shen, P. Zhao, Y. Kang, Y. Liu, R. Raskar, Q. Yang, M. Annaram, S. Avestimehr, Fedml: A research library and benchmark for federated machine learning, arXiv preprint arXiv:2007.13518.
- [31] D. J. Beutel, T. Topal, A. Mathur, X. Qiu, T. Parcollet, N. D. Lane, Flower: A friendly federated learning research framework, arXiv preprint arXiv:2007.14390.
- [32] Sherpa.ai fl, <https://sherpa.ai/> (Consultation date: 27/10/2021).
- [33] M. Duan, D. Liu, X. Chen, Y. Tan, J. Ren, L. Qiao, L. Liang, Astraea: Self-balancing federated learning for improving classification accuracy of mobile deep learning applications, in: 2019 IEEE 37th International Conference on Computer Design (ICCD), 2019, pp. 246–254. doi:10.1109/ICCD46524.2019.00038.
- [34] C. Nadiger, A. Kumar, S. Abdelhak, Federated reinforcement learning for fast personalization, in: 2019 IEEE Second International Conference on Artificial Intelligence and Knowledge Engineering (AIKE), 2019, pp. 123–127. doi:10.1109/AIKE.2019.00031.
- [35] P. Vepakomma, O. Gupta, T. Swedish, R. Raskar, Split learning for health: Distributed deep learning without sharing raw patient data (2018). arXiv:1812.00564.
- [36] O. A. Wahab, A. Mourad, H. Otrouk, T. Taleb, Federated machine learning: Survey, multi-level classification, desirable criteria and future directions in communication and networking systems, *IEEE Communications Surveys Tutorials* 23 (2) (2021) 1342–1397. doi:10.1109/COMST.2021.3058573.
- [37] W. Su, L. Li, F. Liu, M. He, X. Liang, Ai on the edge: a comprehensive review, *Artificial Intelligence Review* doi:10.1007/s10462-022-10141-4. URL <https://doi.org/10.1007/s10462-022-10141-4>
- [38] Q. Yang, Y. Liu, Y. Cheng, Y. Kang, T. Chen, H. Yu, Federated learning, *Synthesis Lectures on Artificial Intelligence and Machine Learning* 13 (3) (2019) 1–207.
- [39] W. Li, F. Milletari, D. Xu, N. Rieke, J. Hancox, W. Zhu, M. Baust, Y. Cheng, S. Ourselin, M. J. Cardoso, et al., Privacy-preserving federated brain tumour segmentation, in: International workshop on machine learning in medical imaging, Springer, 2019, pp. 133–141.
- [40] M. Rigaki, S. Garcia, A survey of privacy attacks in machine learning, arXiv preprint arXiv:2007.07646.
- [41] H. Oh, Y. Lee, Exploring image reconstruction attack in deep learning computation offloading, in: The 3rd International Workshop on Deep Learning for Mobile Systems and Applications, EMDL '19, Association for Computing Machinery, New York, NY, USA, 2019, p. 19–24. doi:10.1145/3325413.3329791. URL <https://doi.org/10.1145/3325413.3329791>
- [42] R. Shokri, M. Stronati, C. Song, V. Shmatikov, Membership inference attacks against machine learning models, in: 2017 IEEE Symposium on Security and Privacy (SP), 2017, pp. 3–18. doi:10.1109/SP.2017.41.
- [43] M. Fredrikson, S. Jha, T. Ristenpart, Model inversion attacks that exploit confidence information and basic countermeasures, in: Proceedings of the 22nd ACM SIGSAC Conference on Computer and Communications Security, CCS '15, Association for Computing Machinery, New York, NY, USA, 2015, p. 1322–1333. doi:10.1145/2810103.2813677. URL <https://doi.org/10.1145/2810103.2813677>
- [44] W. Jiang, H. Li, S. Liu, Y. Ren, M. He, A flexible poisoning attack against machine learning, in: ICC 2019 - 2019 IEEE International Conference on Communications (ICC), 2019, pp. 1–6. doi:10.1109/ICC.2019.8761422.
- [45] G. Van Rossum, F. L. Drake Jr, Python tutorial, Vol. 620, Centrum voor Wiskunde en Informatica Amsterdam, 1995.
- [46] G. Nguyen, S. Dlugolinsky, M. Bobák, V. Tran, A. Lopez Garcia, I. Heredia, P. Malík, L. Hluchý, Machine learning and deep learning frameworks and libraries for large-scale data mining: a survey, *Artificial Intelligence Review* 52 (1) (2019) 77–124.
- [47] D. S. Kermany, M. Goldbaum, W. Cai, C. C. Valentim, H. Liang, S. L. Baxter, A. McKeown, G. Yang, X. Wu, F. Yan, J. Dong, M. K. Prasadha, J. Pei, M. Y. Ting, J. Zhu, C. Li, S. Hewett, J. Dong, I. Ziyar, A. Shi, R. Zhang, L. Zheng, R. Hou, W. Shi, X. Fu, Y. Duan, V. A. Huu, C. Wen, E. D. Zhang, C. L. Zhang, O. Li, X. Wang, M. A. Singer, X. Sun, J. Xu, A. Taffreshi, M. A. Lewis, H. Xia, K. Zhang, Identifying medical diagnoses and treatable diseases by image-based deep learning, *Cell* 172 (5) (2018) 1122–1131.e9. doi:<https://doi.org/10.1016/j.cell.2018.02.010>.

URL <https://www.sciencedirect.com/science/article/pii/S0092867418301545>

- [48] K. Z. Daniel Kermany, M. Goldbaum, Labeled optical coherence tomography (oct) and chest x-ray images for classification., Mendeley Data, V2. <https://www.kaggle.com/paultimothymooney/chest-xray-pneumonia/code> ((2018). Consultation date: 28/10/2021). doi:10.17632/rscbjbr9sj.2.