

Towards the Human Global Context: Does the Vision-Language Model Really Judge Like a Human Being?

Sangmyeong Woh[†], Jaemin Lee[†], Ho joong Kim and Jinsuk Lee^{*}

Testworks Inc., Seoul, Republic of Korea

{wohsang, jaemin, hjk1221, jslee}@testworks.co.kr

Abstract

As computer vision and NLP make progress, Vision-Language (VL) is becoming an important area of research. Despite the importance, evaluation metrics of the research domain is still at a preliminary stage of development. In this paper, we propose a quantitative metric "*Equivariance Score*" and evaluation dataset "*Human Puzzle*" to assess whether a VL model is understanding an image like a human. We observed that the VL model does not interpret the overall context of an input image but instead shows biases toward a specific object or shape that forms the local context. We aim to quantitatively measure a model's performance in understanding context. To verify the current existing VL model's capability, we sliced the original input image into pieces and randomly placed them, distorting the global context of the image. Our paper discusses each VL model's level of interpretation on global context and addresses how the structural characteristics influenced the results.

1 Introduction

Vision-Language task interprets the context of the given image and attempts to represent it in a human language. Image captioning (Wang et al., 2022; Zeng et al., 2021; Wang et al., 2021; Pan et al., 2020) for example, analyzes context (relations between objects, situational background, etc.) to construct a sentence that adequately explains the given image. In a similar domain, VQA (Antol et al., 2015) uses multi-modal to generate adequate answers to the text (question) associated with the image. As image-based text generation models infer results from fusing computer vision domain and NLP domain, majority of VL models are classified into "vision task" (He et al., 2016; Ren et al., 2015),

which interprets the given image, and "text task" which generates the associated texts. Most common methodologies used is the 2-stage approach, where the vision model first extracts the features from the image that are easier for the language model to interpret and train from. In the case of OSCAR (Li et al., 2020), the maximum number of objects are detected from the object detection model and are passed on to a language model with the object's class name. In the case of X-VLM (Zeng et al., 2021), inter-object relation was used in training for better information sharing between image-text models. In the case of OFA (Wang et al., 2022), conveying information that is much more comprehensible for language models was the focus to enhancing performance. As stated above, there has been a growing body of research that explores how recent VL models can better interpret images and deliver critical information to the language model.

Then what evaluation method would be appropriate to compare which structure is better at Vision-Language process? Perplexity (Jelinek et al., 1977) at language generation? BLEU (Papineni et al., 2002) score? CIDEr (Vedantam et al., 2015)? These are all valid metrics to measure VL model's performance, but they all do not properly evaluate all aspects of VL model. Figure 1 depicts results of captioning from several VL models. Each model came up with its own answer for the image of a distorted human body. We human beings can easily recognize differences between normal and distorted images, so VL models are expected to be equivariant (explained in section 2.4) as well but that is not the case. In view of the captioning results, all VL models seem to concentrate more on local-context without considering distorted human body (a.k.a global context of human body). Despite VL models being invariant (non-equivariant) with captioning, each model has different understandings in global context of human body. This is obvious because

[†] These authors contributed equally.

^{*} Corresponding author.



	Normal	OSCAR+	a woman sitting in a room with a red carpet.
		OFA	a woman standing in a room with tables and chairs.
		X-VLM	a woman sitting at a bar with her hand on her mouth.
		Virtex	a woman sitting at a table in a restaurant with a bottle of champagne.
	Distorted	OSCAR+	a woman standing in a room with a tie.
		OFA	a view of a woman sitting on top of a club.
		X-VLM	a woman sitting at a table with a glass of wine.
		Virtex	a little girl sitting at a table eating food.
	Normal	OSCAR+	a woman holding a football in front of a wall.
		OFA	a young man holding a rugby ball in a bar.
		X-VLM	a young boy holding a basketball in a room.
		Virtex	a man in a white shirt and shorts playing a game of basketball.
	Distorted	OSCAR+	a woman standing in front of a wall with posters.
		OFA	two young boys hanging up posters on a wall in a bar.
		X-VLM	a young boy holding a basketball in a room.
		Virtex	a woman standing in front of a wall covered in graffiti.
	Normal	OSCAR+	a man standing next to a white chair.
		OFA	a man standing in front of a round sculpture in a lobby
		X-VLM	a man standing in front of a modern building
		Virtex	a man in white shirt and tie standing in front of a fireplace.
	Distorted	OSCAR+	a man standing in front of a mirror in a room.
		OFA	a man doing a handstand on a sculpture in a lobby
		X-VLM	a man sitting in front of a modern building
		Virtex	a man and a young boy playing with a skateboard.

Figure 1: **Captioning result of each model in “Human Puzzle” dataset:** Can you recognize which model is better at handling global context? In general, OSCAR+ performs better in most VL tasks, but this does not guarantee that it will excel in treating context information as well.

they all have their own feature extraction stage on image. To perform evaluation on such VL models, we propose *Equivariance Score* and dataset named as “*Human Puzzle*”. As a result, our contributions are the following:

1. We illustrate how Vision-Language models are biased towards local context instead of global context.
2. We present an evaluation dataset and metrics to measure global context interpretation.

2 Related Works

2.1 Vision-Language Networks

As vision and language studies make progress, importance in the Vision-Language model is also steadily rising. In recent years, OSCAR+, which replaces image interpreting stage of OSCAR with VinVL (Zhang et al., 2021), has demonstrated notable performance. Through the method of placing an object’s label with its extracted feature from the

image and sending it to the transformer-encoder structure, OSCAR+ has achieved state-of-the-art performances in numerous VL tasks and quickly became a dominant model in the VL field. In a similar fashion, X-VLM also extracts features from images and trains them to language model, but through many layers of contrastive learning on inter-object relations, the model sought to understand not only the single object context but also the relationship between objects in general. OFA also tried to extract information from the image and made the language model interpret the results. In addition, unique tokens were allocated to help the language model have a better perception of the extracted information, and this kind of process played a pivotal role in narrowing the gap between the language and image models. In Vision Language Processing, researchers are still studying various models to find a better way of extracting information from images.




Figure 2: A pipeline from construction of *Human Puzzle dataset* to train the dataset.

2.2 Image Networks

Human Puzzle dataset was first constructed by producing large amounts of data with distorted context of human body. We then filtered by choosing ones where the vision model could not identify correctly from the undistorted. Vision models utilized in this process are ResNet (He et al., 2016), Vision Transformer (Dosovitskiy et al., 2020), and Swin Transformer (Liu et al., 2021), which were selected based on prevalence. In ResNet, skip-connection was applied to increase the model’s depth without vanishing gradient problem. As a result, stable training while maintaining deep networks became possible, propelling ResNet to be a dominant backbone in fields of vision. Vision Transformer is a model that integrated the structure of a transformer, a model that made compelling breakthroughs in the field of NLP. By partitioning images into patches and treating them like text tokens, Vision Transformer shows state-of-the-art performance comparable to conventional CNN-based models regarding classification. Swin Transformer is a model derived from CNN’s approach to overcome shortcomings of Transformer and likewise exhibits state-of-the-art performance in classification.

2.3 Interpretation of Global Context

There have been many preceding attempts (Huang et al., 2019) to analyze global context in the field of vision. In prior studies, DeepLabV3 (Chen et al., 2017) and CCNet (Huang et al., 2019) applied ASPP (Atrous Spatial Pyramid Pooling) and CC-attention (Criss-Cross attention) to widen feature’s receptive field to utilize global context, reporting high performances.

In Vision Language Processing, there also has been implicit attempts to interpret global context in images. VL models are generally directed

towards extracting additional information from the image such as specifying object relation with natural languages, giving positional information of detected object to Language Model, translating image features into natural language, and so on. These can all be seen as an attempt to make models have a better grasp of understanding global context. In the case of OSCAR+, the most dominant model in the field of VL that tried to convey positional information with features and labels of detected object however, has been observed that intentionally corrupting an object’s positional information has no impact on its performance. Based on these findings, we guess that OSCAR+ has less consideration in interpretation of global context .

2.4 Equivariance and Invariance




Figure 3: Face images with same local context, but different global context. In ideal model equivariance, all models should give different results for each image.

From previous works, equivariance is defined as change in output according to corresponding change in input’s context. Invariance is the opposite of equivariance where output does not change to change in input. Figure 3 simply shows concept




Figure 4: **Samples of *Human Puzzle* dataset:** Normal images(*True label*) above and distorted images(*False label*) below.

of equivariance. In vision task, many researchers try to boost invariance to get better efficiency by using sub-sampling such as max-pooling. This way of boosting invariance makes model focus more on shape or texture, but gives limitation in understanding context such as objects' relations. To overcome this limitation, Romero et al. (2020) proposes "attentive group equivariant convolutions" (Romero et al., 2020) and shows that it has effect on equivariant training. In addition, Sabour et al. (2017) leads model to be more equivariant by applying "dynamic routing" (Sabour et al., 2017). From insights above, we believe that goal of VL tasks should lean towards equivariant model because goal of VL is to mimic human expressions, and we humans are equivariant. In this paper, We construct "*Human Puzzle*" dataset which contains distorted context of human body and propose "*Equivariance Score*" that can quantify the VL models' equivariance.

3 Framework for Global Context and Equivariance

In Vision-Language Processing, understanding the global context of an image is an evident matter of emphasis for human-like understanding. We suggest a simple approach to quantify how much a model is comprehending global context. Figure 2 is an overview of our approach. Each image is forwarded to the VL model, where normal image is set to *True*, while image with distorted global context in human body is set to *False*.

The output of the model is then sent to a classifier instead of word embedding to distinguish its boolean value. Over this course, weights of the VL model are frozen, and only the classifier proceeds to train from the process. If a model is well capable of understanding global context, it would excel in classifying normal images from images with distorted human body, and this suggests the model is equivariant. If it can't classify well, then the model would be seen as invariant. In section 6, we suggest the quantifying metric of equivariance as *Equivariance Score*, and this metric with *Human Puzzle* dataset could reflect how model understands global context of human body. The above process is applicable to both VL models and vision models that take image as an input.

4 Dataset Construction

Our suggestion to measure if a model is equivariant at global context is comparing the output of the normal image with that of image with distorted context. For this process, a complementary dataset is essential. To prepare normal images and images with distorted global contexts, we had to construct synthesized data. Basic concept originates from the fact that VL models do not fully understand human shape as shown in Figure 1. To acquire enough synthetic data, raw data with humans separated from the background was necessary.

VideoMatte240K (Lin et al., 2021) dataset was selected as the source of raw data for human figures as it met such criteria. Total of 958 human figure images were collected by sampling the frame from VideoMatte240K dataset, which filmed humans in diverse actions without any background. In addition, 193 background images from PhotoMatte85 dataset were used as source of raw data.

5 Human Puzzle Dataset

Generating tens of millions of images by mix-and-matching 958 human images with 193 background images is not difficult. Yet, we cannot argue that the entirety of arbitrarily modified and synthesized image dataset is suitable for qualifying degree of interpretation on global context as we suggested. Hence, highly recognized vision models were used to select relevant and meaningful images from the pool of millions. The methods used to impair the global contexts of human images are simple. Methods of slicing, reflecting, relocating, etc. depending on arbitrary offsets were applied while maintaining the axis of the original image. Raw synthetic data reached 2.6M by combining background images with all possible numbers of cases of modification on original human images. To filter out the 2.6M images, ResNet, ViT (Dosovitskiy et al., 2020), and SwinT (Liu et al., 2021) were used. After training each model’s classifier while the individual weights were frozen, images that models could not accurately classify from a separate test set were chosen. Finalists for the dataset were selected from images where 2 out of 3 models gave incorrect classification. In the end, we manually filtered out the remaining images to create the *Human Puzzle dataset*.

6 Equivariance Score

The aim of our research is not to classify distorted data, but to carry out regression analysis on the extent of global context interpretation. Hence, simply measuring accuracy would be inappropriate, while applying entropy would serve as an adequate metric to quantify a model’s rate of confusion. We suggest an entropy-based metric like Equation 2 to assess the model’s global context comprehension level.

$$H(p) = -p\log_2 p - (1 - p)\log_2(1 - p), \quad (1)$$

$p \in P$ refers to the probability value after applying softmax on *Human Puzzle*-trained model’s logits. Applying Equation 1, we calculate the entropy of this probability p to finally calculate *Equivariance Score* written in Equation 2.

$$\text{Equivariance Score} = \frac{\sum_t(1 - H(p_t)) + \sum_f H(p_f)}{N_t + N_f}, \quad (2)$$

In Equation 2, p_t and p_f ($p_t, p_f \in P$) represent the probabilities of correct and incorrect prediction. Here, N_t and N_f refer to the number of p_t and p_f respectively. Through Equation 2, the value of rightfully predicted results becomes substantial, while the value of wrongfully predicted results goes minimal. Theoretically, if all the predicted answers are correct, and entropy of the result is also zero, then a perfect score would be given.

7 Experiment

7.1 Experiment Details

For training of the *Human Puzzle* dataset in this study, we used encoders of the pre-trained VL and vision model. In the case of VL, since most of the models use transformers, the last hidden layer output was applied. In the case of CNN-based vision model, since ResNet backbone forms the majority, features of ResNet’s fourth stage were applied. In the case of DeepLabV3, and CCNet, we extracted from each model’s ASPP, and CC-attention module. We designed the extracted features from each of the models to be forwarded to independent individual fully-connected layers to carry out binary prediction. This was done to differentiate the features with distorted global context.

7.2 Quantitative Result

Table 1 shows the result of the measured *Equivariance Score* trained and evaluated with *Human Puzzle dataset*. We proceeded with training and testing on the latest VL models and vision models. In the case of OSCAR+, it was trained with tremendous amounts of data compared to other VL models and performed very well in most of VL tasks. Nonetheless, OSCAR+ only extracts as many features as

model	pre-trained dataset	entropy	acc.	equivariance score
Virtex (Desai and Johnson, 2021)	COCO (Chen et al., 2015)	0.039	91.57%	0.736
OSCAR+ (Li et al., 2020)	COCO (Chen et al., 2015) + <i>extra</i> *	0.299	93.0%	0.740
X-VLM (Zeng et al., 2021)	COCO (Chen et al., 2015)	0.216	96.42%	0.830
OFA (Wang et al., 2022)	COCO (Chen et al., 2015)	0.0928	96.92%	0.914
ViT (Dosovitskiy et al., 2020)	ImageNet-1K (Deng et al., 2009)	0.806	63.7%	0.473
DViT (Zhou et al., 2021)	ImageNet-1K (Deng et al., 2009)	0.678	73.72%	0.500
SwinT (Liu et al., 2021)	ImageNet-1K (Deng et al., 2009)	0.205	95.3%	0.821
ResNet (He et al., 2016)	ImageNet-1K (Deng et al., 2009)	0.096	95.5%	0.910
SE-ResNet (Hu et al., 2018)	ImageNet-1K (Deng et al., 2009)	0.079	96.1%	0.920

* OSCAR+ follow the datasets settings of VinVL(Zhang et al., 2021)

Table 1: Comparison of quantitative performance and *Equivariance Score* for each model on *Human Puzzle dataset*.

model	pre-trained dataset	entropy	acc.	equivariance score
FCN (Long et al., 2015)	Cityscapes (Cordts et al., 2016)	0.538	89.1%	0.544
DeepLabV3 (Chen et al., 2017)	Cityscapes (Cordts et al., 2016)	0.447	84.2%	0.633
CCNet (Huang et al., 2019)	Cityscapes (Cordts et al., 2016)	0.382	84.3%	0.677

Table 2: *Equivariance Score* performance comparison for CNN-based networks.

it can from images without processing relational information, leading us to predict relatively low *Equivariance Score*, and this was found to be true based on our experiment results. In the case of X-VLM, it was aimed to apply global context to its training. By constructing inter-object relations as a separate dataset, X-VLM carried out step-by-step contrastive learning. Despite X-VLM being trained on a much smaller dataset compared to OSCAR+, it demonstrated a much better *Equivariance Score*. Unified vocab suggested in OFA consists of not only the vocab’s text but also locational information or even image itself. This was implemented to convert transferred information to the model for better interpretation. We expected that unified vocab will enhance global context interpretation, and OFA in our experiment result indeed conveyed the highest *Equivariance Score*.

We also proceeded on experimenting on vision models. In general, CNN-based models showed higher *Equivariance Score* over transformer-based models. This can be seen as a result of structural characteristics of CNN, where features of the input layer are forwarded to the end layer.

Drastic difference between ViT and SwinT’s *Equivariance Score* is implying this as well. ViT showed that it can apply images to transformer by slicing images into patches, and to overcome ViT’s shortcoming of inductive bias, SwinT applied shifted window structure ideated from CNN. Drawing from this, we expected SwinT’s *Equivariance Score* to be higher than ViT’s, and this was indeed

true, as SwinT’s *Equivariance Score* was closer to CNN-based model, far exceeding that of ViT.

Furthermore, we explored studies exploiting the global context in the field of vision to extensively validate the usefulness of our *Human Puzzle dataset*. Table 2 shows results of evaluating context score on semantic segmentation models. Amongst them, FCN did not put global context in consideration, and each model all used the ResNet backbone. FCN displayed the highest performance in classification on our *Human Puzzle dataset*, but in contrast, scored the lowest on *Equivariance Score*. Meanwhile, other models that utilized global context measured higher in *Equivariance Score* compared to FCN. This result establishes that our *Human Puzzle dataset* and our suggested *Equivariance Score* are, indeed, valid.

8 Conclusion

In this paper, we propose the *Equivariance Score* to measure Vision-Language model’s degree of equivariance and provide the *Human Puzzle dataset*. These two can help future works with measuring how VL models are equivariant in global context. Overall, models that attempted to extract information on global context measured relatively higher *Equivariance Score* than models that did not, and our *Equivariance Score* is a valid metric to indicate how much such attempts are meaningful. The proposed method in our paper is applicable not only to the fields of VL, but also

in the fields of vision and can serve as a basis for research in many different domains.

9 Limitation and Discussion

Human Puzzle dataset and *Equivariance Score* metric suggested in this paper are not just restricted to VL, but in all fields that work with images. However, the dataset has its own limitations in that it only considers the global context of human body. In consequence, there exists a need to construct appropriate dataset with distorted global context in both humans and diverse objects with backgrounds as well. Through this additional construction, metrics to quantify VL and vision models' equivariance in global context can become more robust. Furthermore, *Equivariance Score* suggested in this paper is a new measuring metric that is previously nonexistent, implying focus on global context for future research in VL and vision.

References

- Stanislaw Antol, Aishwarya Agrawal, Jiasen Lu, Margaret Mitchell, Dhruv Batra, C Lawrence Zitnick, and Devi Parikh. 2015. Vqa: Visual question answering. In Proceedings of the IEEE international conference on computer vision, pages 2425–2433.
- Liang-Chieh Chen, George Papandreou, Florian Schroff, and Hartwig Adam. 2017. Rethinking atrous convolution for semantic image segmentation. arXiv preprint arXiv:1706.05587.
- Xinlei Chen, Hao Fang, Tsung-Yi Lin, Ramakrishna Vedantam, Saurabh Gupta, Piotr Dollár, and C Lawrence Zitnick. 2015. Microsoft coco captions: Data collection and evaluation server. arXiv preprint arXiv:1504.00325.
- Marius Cordts, Mohamed Omran, Sebastian Ramos, Timo Rehfeld, Markus Enzweiler, Rodrigo Benenson, Uwe Franke, Stefan Roth, and Bernt Schiele. 2016. The cityscapes dataset for semantic urban scene understanding. In Proc. of the IEEE Conference on Computer Vision and Pattern Recognition (CVPR).
- J. Deng, W. Dong, R. Socher, L.-J. Li, K. Li, and L. Fei-Fei. 2009. ImageNet: A Large-Scale Hierarchical Image Database. In CVPR09.
- Karan Desai and Justin Johnson. 2021. Virtex: Learning visual representations from textual annotations. In Proceedings of the IEEE/CVF Conference on Computer Vision and Pattern Recognition, pages 11162–11173.
- Alexey Dosovitskiy, Lucas Beyer, Alexander Kolesnikov, Dirk Weissenborn, Xiaohua Zhai, Thomas Unterthiner, Mostafa Dehghani, Matthias Minderer, Georg Heigold, Sylvain Gelly, et al. 2020. An image is worth 16x16 words: Transformers for image recognition at scale. arXiv preprint arXiv:2010.11929.
- Kaiming He, Xiangyu Zhang, Shaoqing Ren, and Jian Sun. 2016. Deep residual learning for image recognition. In Proceedings of the IEEE conference on computer vision and pattern recognition, pages 770–778.
- Jie Hu, Li Shen, and Gang Sun. 2018. Squeeze-and-excitation networks. In Proceedings of the IEEE conference on computer vision and pattern recognition, pages 7132–7141.
- Zilong Huang, Xinggang Wang, Lichao Huang, Chang Huang, Yunchao Wei, and Wenyu Liu. 2019. Ccnet: Criss-cross attention for semantic segmentation. In Proceedings of the IEEE/CVF International Conference on Computer Vision, pages 603–612.
- Fred Jelinek, Robert L Mercer, Lalit R Bahl, and James K Baker. 1977. Perplexity—a measure of the difficulty of speech recognition tasks. The Journal of the Acoustical Society of America, 62(S1):S63–S63.
- Xiujun Li, Xi Yin, Chunyuan Li, Pengchuan Zhang, Xiaowei Hu, Lei Zhang, Lijuan Wang, Houdong Hu, Li Dong, Furu Wei, et al. 2020. Oscar: Object-semantic aligned pre-training for vision-language tasks. In European Conference on Computer Vision, pages 121–137. Springer.
- Shanchuan Lin, Andrey Ryabtsev, Soumyadip Sengupta, Brian L Curless, Steven M Seitz, and Ira Kemelmacher-Shlizerman. 2021. Real-time high-resolution background matting. In Proceedings of the IEEE/CVF Conference on Computer Vision and Pattern Recognition, pages 8762–8771.
- Ze Liu, Yutong Lin, Yue Cao, Han Hu, Yixuan Wei, Zheng Zhang, Stephen Lin, and Baining Guo. 2021. Swin transformer: Hierarchical vision transformer using shifted windows. In Proceedings of the IEEE/CVF International Conference on Computer Vision, pages 10012–10022.
- Jonathan Long, Evan Shelhamer, and Trevor Darrell. 2015. Fully convolutional networks for semantic segmentation. In Proceedings of the IEEE conference on computer vision and pattern recognition, pages 3431–3440.
- Yingwei Pan, Ting Yao, Yehao Li, and Tao Mei. 2020. X-linear attention networks for image captioning. In Proceedings of the IEEE/CVF Conference on Computer Vision and Pattern Recognition, pages 10971–10980.

- Kishore Papineni, Salim Roukos, Todd Ward, and Wei-Jing Zhu. 2002. Bleu: a method for automatic evaluation of machine translation. In Proceedings of the 40th annual meeting of the Association for Computational Linguistics, pages 311–318.
- Shaoqing Ren, Kaiming He, Ross Girshick, and Jian Sun. 2015. Faster r-cnn: Towards real-time object detection with region proposal networks. Advances in neural information processing systems, 28.
- David Romero, Erik Bekkers, Jakub Tomczak, and Mark Hoogendoorn. 2020. Attentive group equivariant convolutional networks. In International Conference on Machine Learning, pages 8188–8199. PMLR.
- Sara Sabour, Nicholas Frosst, and Geoffrey E Hinton. 2017. Dynamic routing between capsules. Advances in neural information processing systems, 30.
- Ramakrishna Vedantam, C Lawrence Zitnick, and Devi Parikh. 2015. Cider: Consensus-based image description evaluation. In Proceedings of the IEEE conference on computer vision and pattern recognition, pages 4566–4575.
- Peng Wang, An Yang, Rui Men, Junyang Lin, Shuai Bai, Zhikang Li, Jianxin Ma, Chang Zhou, Jingren Zhou, and Hongxia Yang. 2022. Unifying architectures, tasks, and modalities through a simple sequence-to-sequence learning framework. arXiv preprint arXiv:2202.03052.
- Zirui Wang, Jiahui Yu, Adams Wei Yu, Zihang Dai, Yulia Tsvetkov, and Yuan Cao. 2021. Simvlm: Simple visual language model pretraining with weak supervision. arXiv preprint arXiv:2108.10904.
- Yan Zeng, Xinsong Zhang, and Hang Li. 2021. Multi-grained vision language pre-training: Aligning texts with visual concepts. arXiv preprint arXiv:2111.08276.
- Pengchuan Zhang, Xiujun Li, Xiaowei Hu, Jianwei Yang, Lei Zhang, Lijuan Wang, Yejin Choi, and Jianfeng Gao. 2021. Vinvl: Revisiting visual representations in vision-language models. In Proceedings of the IEEE/CVF Conference on Computer Vision and Pattern Recognition, pages 5579–5588.
- Daquan Zhou, Bingyi Kang, Xiaojie Jin, Linjie Yang, Xiaochen Lian, Zihang Jiang, Qibin Hou, and Jiashi Feng. 2021. Deepvit: Towards deeper vision transformer. arXiv preprint arXiv:2103.11886.