

Performance degradation of ImageNet trained models by simple image transformations

Harsh Maheshwari
Georgia Institute of Technology
harshmaheshwari@gatech.edu

Abstract

ImageNet trained PyTorch models are generally preferred as the off-the-shelf models for direct use or for initialisation in most computer vision tasks. In this paper, we simply test a representative set of these convolution and transformer based models under many simple image transformations like horizontal shifting, vertical shifting, scaling, rotation, presence of Gaussian noise, cutout, horizontal flip and vertical flip and report the performance drop caused by such transformations. We find that even simple transformations like rotating the image by 10° or zooming in by 20% can reduce the top-1 accuracy of models like ResNet152 by 1%+. The code is available at <https://github.com/harshm121/imagenet-transformation-degradation>

1. Introduction

Classification performance on ImageNet dataset is being constantly pushed forward [2]. On many computer vision tasks (including image classification on ImageNet) we find new papers with an increment in performance on the task by a few %. However, do we know how significant is this difference of a few % in accuracy?

The aim of this report is to evaluate the standard PyTorch image classification models under various simple image transformations. The report tries to bring forward that if such simple transformations like rotating the image by just 10° can lead to a drop in accuracy by more than 1%, is an increment of a few % in accuracies significant enough?

Moreover, some of these transformations, like scaling, translation, random occlusions can very well occur in real life and it is critical to know, understand and acknowledge the performance degradation of these models on such transformations.

ImageNet trained models have been criticized before for not being able to generalize well on new datasets [4, 7], but we don't aim to evaluate these models on new datasets,

which are sometimes testing the limits of these models. Rather, we focus on simple image transformations on the original validation set of ImageNet and report the Top-1 and Top-5 accuracies.

There has been an active interest [4–6, 8, 9] in the machine learning community to check the robustness and generalization capabilities of image classification models on out-of-distribution datasets. Specifically, [4] varies the object backgrounds, rotations, and imaging viewpoints randomly and aim to expose the biases that might have crept in by training on the standard ImageNet dataset. [5, 9] create datasets with a slight twist by finding art-clips and sketches of the classes present in ImageNet and check if the standard models are able to predict their classes. [6] creates two even more challenging datasets by an adversarial filtration technique aiming to fool the models. All these existing works go one step ahead and create datasets to check the degradation in performance. Instead of testing on images sampled from elsewhere, we on the other hand, investigate the performance of the ImageNet trained models on the same images, but with simple transformations. Slight scaling of objects ideally should not lead to any degradation in performance, as when these models are deployed in other settings, it is very likely that the scale of the objects during inference might be different from the usual scale of the ImageNet data. Similarly, during inference, the objects might also not be present in the center of the image, which is mostly the case in the ImageNet dataset, so if the performance degrades just by slightly translating the images, it is a cause of concern.

Even though these transformations are simple, we found that some of them led to significant drop in performance. For example, scaling the images to just 0.8x led to 1.4% drop and rotating the image by just 5° led to a drop by 0.48% in ResNet-152's top-1 accuracy. We vary the severity of such transformations and provide all the results in Section 3 and Appendix B

2. Method

We use convolution models ResNet-50 and ResNet-152 and ViT models ViT-B/16 and ViT-L/16 loaded with ImageNet trained weights off the shelf from [3] and <https://github.com/lukemelas/PyTorch-Pretrained-ViT>. All the results are reported on the 50k images in the validation set of ImageNet dataset.

Transformations were performed using the *imgaug* [1] library. We chose rotation (5, 10, 25, 45, 90 degrees clockwise and anti-clockwise), additive Gaussian noise (standard deviation varying between 0 and 0.05, 0.1, 0.2, 0.3, 0.4 \times 255), rectangular cutout (of sizes 0.05, 0.1, 0.2, 0.3, 0.4, 0.5 \times height and width), horizontal translation (2%, 5%, 10%, 15%, 25%, 35%, 50% left and right), vertical translation (2%, 5%, 10%, 15%, 25%, 35%, 50% up and down), scaling the image (to 0.2, 0.3, 0.4, 0.5, 0.6, 0.7, 0.8, 0.9, 1.1, 1.2, 1.3, 1.4, 1.5, 1.6, 1.75 \times the height and width) and flipping the image (left-right and up-down). The images were transformed and then passed to the model to evaluate the Top1 and Top5 classification accuracies.

3. Results

We perform various simple transformations to the images in the validation set before normalizing the image and then report the accuracy of the models. The transformations are simple but still degrade the performance significantly. We present the results of a few selected transformations in this section, but the complete set of results are listed down in Appendix B. We report the drop in top-1 accuracy of ResNet-50 (fig. 1), ResNet-152 (fig. 2), ViT-B/16 (fig. 3) and ViT-L/16 (fig. 4).

4. Discussion

We found that these simple transformations, which don't change the data distribution significantly, still degrade the performance of the model. We try to bring forward the question of how significant is the increment of a few % points in accuracies? We frequently come across papers, which improve the performance over the existing methods by numbers much less than the drop we saw using simple transformations on the validation set. While the paper still could have interesting ideas to be shared with the community, we wonder how much credit should be given to the contribution that the performance increased by a few percentages (or in some case even less than that) over existing methods? Because as it turns out, simple transformations on the images can lead to a change of a few % in the top-1 accuracy.

Acknowledgements. We are grateful for the inputs from Meghna Bhatnagar and Nate Knauf. The views and conclusions contained herein are those of the authors and should not be interpreted as necessarily representing the official policies or endorsements, either expressed or implied, of any institute, or any sponsor

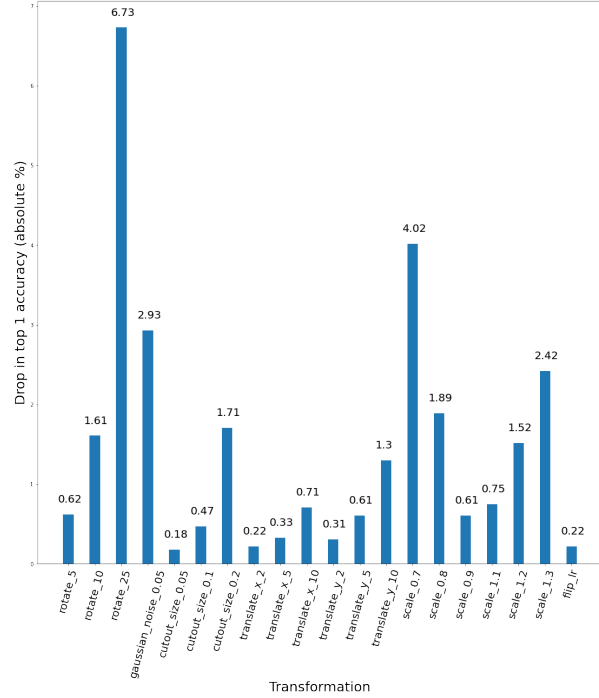


Figure 1. Drop in Top-1 accuracy on ImageNet val set for ResNet-50 on various transformations

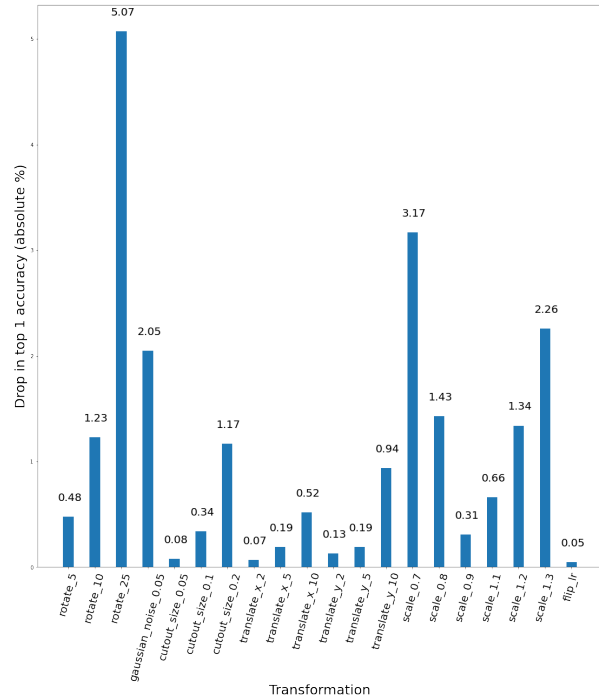


Figure 2. Drop in Top-1 accuracy on ImageNet val set for ResNet-152 on various transformations

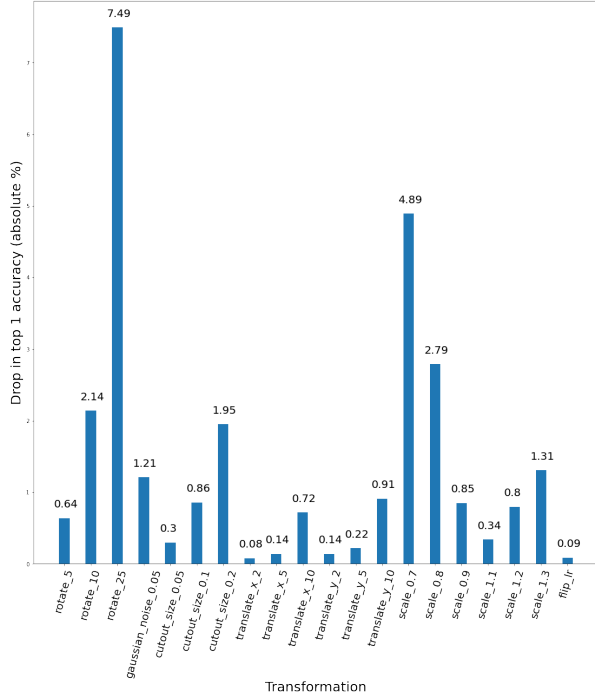


Figure 3. Drop in Top-1 accuracy on ImageNet val set for ViT-B/16 on various transformations

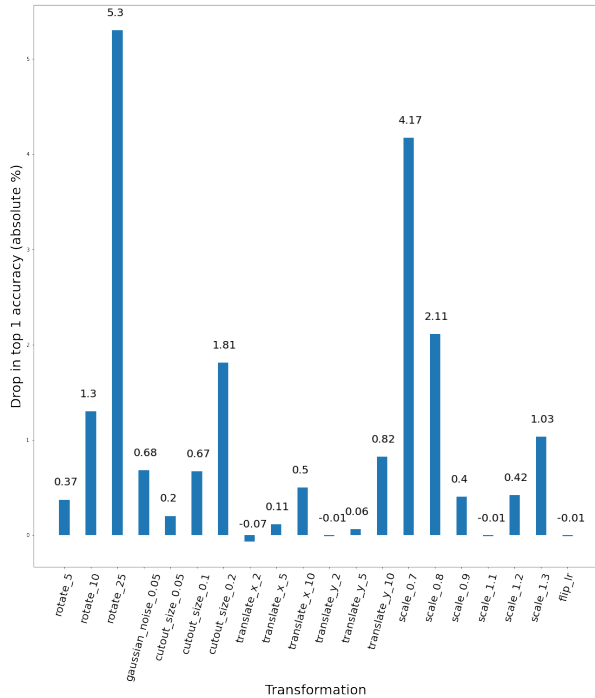


Figure 4. Drop in Top-1 accuracy on ImageNet val set for ViT-L/16 on various transformations

References

- [1] Imgaug, <https://imgaug.readthedocs.io/en/latest/>. 2
- [2] Papers with code - imagenet benchmark (image classification), <https://paperswithcode.com/sota/image-classification-on-imagenet>. 1
- [3] Pytorch models and pre-trained weights, <https://pytorch.org/vision/stable/models.html>. 2, 4, 5
- [4] Andrei Barbu, David Mayo, Julian Alverio, William Luo, Christopher Wang, Dan Gutfreund, Josh Tenenbaum, and Boris Katz. Objectnet: A large-scale bias-controlled dataset for pushing the limits of object recognition models. In H. Wallach, H. Larochelle, A. Beygelzimer, F. d'Alché-Buc, E. Fox, and R. Garnett, editors, *Advances in Neural Information Processing Systems*, volume 32. Curran Associates, Inc., 2019. 1
- [5] Dan Hendrycks, Steven Basart, Norman Mu, Saurav Kadavath, Frank Wang, Evan Dorundo, Rahul Desai, Tyler Zhu, Samyak Parajuli, Mike Guo, et al. The many faces of robustness: A critical analysis of out-of-distribution generalization. In *Proceedings of the IEEE/CVF International Conference on Computer Vision*, pages 8340–8349, 2021. 1
- [6] Dan Hendrycks, Kevin Zhao, Steven Basart, Jacob Steinhardt, and Dawn Song. Natural adversarial examples. In *Proceedings of the IEEE/CVF Conference on Computer Vision and Pattern Recognition*, pages 15262–15271, 2021. 1
- [7] Benjamin Recht, Rebecca Roelofs, Ludwig Schmidt, and Vaishal Shankar. Do ImageNet classifiers generalize to ImageNet? In Kamalika Chaudhuri and Ruslan Salakhutdinov, editors, *Proceedings of the 36th International Conference on Machine Learning*, volume 97 of *Proceedings of Machine Learning Research*, pages 5389–5400. PMLR, 09–15 Jun 2019. 1
- [8] Benjamin Recht, Rebecca Roelofs, Ludwig Schmidt, and Vaishal Shankar. Do imagenet classifiers generalize to imagenet? In *International Conference on Machine Learning*, pages 5389–5400. PMLR, 2019. 1
- [9] Haohan Wang, Songwei Ge, Zachary Lipton, and Eric P Xing. Learning robust global representations by penalizing local predictive power. *Advances in Neural Information Processing Systems*, 32, 2019. 1

A. Reproducing numbers

We first verify that we are able to reproduce the results mentioned on the PyTorch vision website [3]. This verifies that the scaling, loading and other preprocessing is working properly. Comparison is compiled in table 1.

B. Numbers from all models and transformations

We present all the numbers here for all the models and transformations in tables 2 to 9.

Models	Top 1 accuracy	Top 1 reported accuracy	% difference	Top 5 accuracy	Top 5 reported accuracy	% difference
ResNet-50	76.128	76.13	0.003%	92.862	92.862	0.000%
ResNet-152	78.308	78.312	0.005%	94.046	94.046	0.000%
ViT-B/16	76.56	-	-	93.664	-	-
ViT-L/16	78.054	-	-	94.194	-	-

Table 1. The top-1 and top-5 accuracies evaluated as compared to the ones reported on the PyTorch vision website [3].

Transformation	Degree of transformation	Top1	Top5	Drop in Top1 accuracy (absolute %)	Drop in Top5 accuracy (absolute %)
Rotation	5°	75.508	92.488	-0.62	-0.37
	10°	74.518	91.962	-1.61	-0.9
	25°	69.402	88.538	-6.73	-4.32
	45°	60.852	82.312	-15.28	-10.55
	90°	49.706	73.064	-26.42	-19.8
	-10°	74.482	91.854	-1.65	-1.01
	-25°	69.468	88.628	-6.66	-4.23
	-45°	61.24	82.616	-14.89	-10.25
	-90°	50.14	73.242	-25.99	-19.62
Additive Gaussian noise	variance = 0.05*255	73.202	91.342	-2.93	-1.52
	variance = 0.1*255	68.23	87.988	-7.9	-4.87
	variance = 0.2*255	52.946	76.312	-23.18	-16.55
	variance = 0.3*255	35.564	58.882	-40.56	-33.98
	variance = 0.4*255	21.896	40.99	-54.23	-51.87
	variance = 0.5*255	12.866	26.87	-63.26	-65.99
	variance = 1*255	1.436	4.086	-74.69	-88.78
Rectangular Cutouts	size = 0.05*(H, W)	75.95	92.786	-0.18	-0.08
	size = 0.1*(H, W)	75.658	92.622	-0.47	-0.24
	size = 0.2*(H, W)	74.422	91.896	-1.71	-0.97
	size = 0.3*(H, W)	72.848	90.856	-3.28	-2.01
	size = 0.4*(H, W)	70.278	89.168	-5.85	-3.69
	size = 0.5*(H, W)	66.43	86.296	-9.7	-6.57
Horizontal translation (to the right)	0.02*W	75.904	92.822	-0.22	-0.04
	0.05*W	75.798	92.704	-0.33	-0.16
	0.1*W	75.414	92.392	-0.71	-0.47
	0.15*W	74.462	91.85	-1.67	-1.01
	0.2*W	73.006	90.954	-3.12	-1.91
	0.25*W	71.174	89.586	-4.95	-3.28
	0.35*W	64.514	84.99	-11.61	-7.87
	0.5*W	46.83	68.95	-29.3	-23.91
Horizontal translation (to the left)	0.02*W	75.918	92.852	-0.21	-0.01
	0.05*W	75.856	92.806	-0.27	-0.06
	0.1*W	75.328	92.502	-0.8	-0.36
	0.15*W	74.54	91.922	-1.59	-0.94
	0.2*W	73.13	91.104	-3	-1.76
	0.25*W	71.25	89.87	-4.88	-2.99
	0.35*W	65.052	85.258	-11.08	-7.6
	0.5*W	48.048	70.06	-28.08	-22.8

Table 2. Results for all the transformations for ResNet-50 (part 1 of 2)

Transformation	Degree of transformation	Top1	Top5	Drop in Top1 accuracy (absolute %)	Drop in Top5 accuracy (absolute %)
Vertical translation (upwards)	0.02*H	75.82	92.772	-0.31	-0.09
	0.05*H	75.514	92.734	-0.61	-0.13
	0.1*H	74.828	92.176	-1.3	-0.69
	0.15*H	73.936	91.652	-2.19	-1.21
	0.2*H	72.352	90.628	-3.78	-2.23
	0.25*H	70.374	89.318	-5.75	-3.54
	0.35*H	64.48	84.496	-11.65	-8.37
	0.5*H	48.052	70.054	-28.08	-22.81
Vertical translation (downwards)	0.02*H	75.75	92.818	-0.38	-0.04
	0.05*H	75.71	92.692	-0.42	-0.17
	0.1*H	74.874	92.352	-1.25	-0.51
	0.15*H	74.072	91.762	-2.06	-1.1
	0.2*H	72.632	90.896	-3.5	-1.97
	0.25*H	70.476	89.54	-5.65	-3.32
	0.35*H	64.534	85.448	-11.59	-7.41
	0.5*H	48.628	72.396	-27.5	-20.47
Scale (Zoom-in/Zoom-out)	0.2*(H, W)	4.744	11.05	-71.38	-81.81
	0.3*(H, W)	25.064	45.194	-51.06	-47.67
	0.4*(H, W)	45.668	69.58	-30.46	-23.28
	0.5*(H, W)	59.5	82.108	-16.63	-10.75
	0.6*(H, W)	67.484	87.654	-8.64	-5.21
	0.7*(H, W)	72.112	90.564	-4.02	-2.3
	0.8*(H, W)	74.234	91.972	-1.89	-0.89
	0.9*(H, W)	75.516	92.674	-0.61	-0.19
	1.1*(H, W)	75.378	92.384	-0.75	-0.48
	1.2*(H, W)	74.604	91.942	-1.52	-0.92
	1.3*(H, W)	73.712	91.218	-2.42	-1.64
	1.4*(H, W)	72.662	90.404	-3.47	-2.46
	1.5*(H, W)	71.302	89.748	-4.83	-3.11
	1.6*(H, W)	70.036	88.834	-6.09	-4.03
1.75*(H, W)	68.094	87.568	-8.03	-5.29	
Flip left-right	-	75.906	92.872	-0.22	0.01
Flip up-down	-	51.566	75.886	-24.56	-16.98

Table 3. Results for all the transformations for ResNet-50 (part 2 of 2)

Transformation	Degree of transformation	Top1	Top5	Drop in Top1 accuracy (absolute %)	Drop in Top5 accuracy (absolute %)
Rotation	5°	77.824	93.86	-0.48	-0.19
	10°	77.082	93.374	-1.23	-0.67
	25°	73.236	91.274	-5.07	-2.77
	45°	65.898	86.41	-12.41	-7.64
	90°	53.388	75.95	-24.92	-18.1
	-10°	76.932	93.382	-1.38	-0.66
	-25°	73.134	91.146	-5.17	-2.9
	-45°	65.682	86.268	-12.63	-7.78
	-90°	53.44	76.21	-24.87	-17.84
Additive Gaussian noise	variance = 0.05*255	76.254	93.054	-2.05	-0.99
	variance = 0.1*255	72.326	90.87	-5.98	-3.18
	variance = 0.2*255	61.596	83.442	-16.71	-10.6
	variance = 0.3*255	47.246	70.624	-31.06	-23.42
	variance = 0.4*255	33.282	55.344	-45.03	-38.7
	variance = 0.5*255	22.166	40.488	-56.14	-53.56
	variance = 1*255	3.086	7.332	-75.22	-86.71
Rectangular Cutouts	size = 0.05*(H, W)	78.226	93.948	-0.08	-0.1
	size = 0.1*(H, W)	77.968	93.856	-0.34	-0.19
	size = 0.2*(H, W)	77.134	93.408	-1.17	-0.64
	size = 0.3*(H, W)	75.542	92.616	-2.77	-1.43
	size = 0.4*(H, W)	73.41	91.212	-4.9	-2.83
	size = 0.5*(H, W)	69.984	88.39	-8.32	-5.66
Horizontal translation (to the right)	0.02*W	78.242	94.05	-0.07	0
	0.05*W	78.12	93.998	-0.19	-0.05
	0.1*W	77.788	93.716	-0.52	-0.33
	0.15*W	77	93.274	-1.31	-0.77
	0.2*W	75.79	92.57	-2.52	-1.48
	0.25*W	74.002	91.466	-4.31	-2.58
	0.35*W	67.772	87.1	-10.54	-6.95
	0.5*W	50.178	72.004	-28.13	-22.04
Horizontal translation (to the left)	0.02*W	78.276	93.984	-0.03	-0.06
	0.05*W	78.194	93.846	-0.11	-0.2
	0.1*W	77.604	93.636	-0.7	-0.41
	0.15*W	76.914	93.338	-1.39	-0.71
	0.2*W	75.824	92.598	-2.48	-1.45
	0.25*W	74.138	91.506	-4.17	-2.54
	0.35*W	68.134	87.318	-10.17	-6.73
	0.5*W	51.284	72.872	-27.02	-21.17

Table 4. Results for all the transformations for ResNet-152 (part 1 of 2)

Transformation	Degree of transformation	Top1	Top5	Drop in Top1 accuracy (absolute %)	Drop in Top5 accuracy (absolute %)
Vertical translation (upwards)	0.02*H	78.174	94.006	-0.13	-0.04
	0.05*H	78.116	93.9	-0.19	-0.15
	0.1*H	77.366	93.598	-0.94	-0.45
	0.15*H	76.466	92.894	-1.84	-1.15
	0.2*H	75.296	92.192	-3.01	-1.85
	0.25*H	73.288	90.818	-5.02	-3.23
	0.35*H	67.662	86.832	-10.65	-7.21
	0.5*H	51.534	72.856	-26.77	-21.19
Vertical translation (downwards)	0.02*H	78.254	94.004	-0.05	-0.04
	0.05*H	78.128	93.986	-0.18	-0.06
	0.1*H	77.506	93.612	-0.8	-0.43
	0.15*H	76.608	93.18	-1.7	-0.87
	0.2*H	75.454	92.348	-2.85	-1.7
	0.25*H	73.428	91.256	-4.88	-2.79
	0.35*H	67.55	87.522	-10.76	-6.52
	0.5*H	52.126	75.448	-26.18	-18.6
Scale (Zoom-in/Zoom-out)	0.2*(H, W)	7.53	17.132	-70.78	-76.91
	0.3*(H, W)	31.306	53.752	-47	-40.29
	0.4*(H, W)	52.4	75.946	-25.91	-18.1
	0.5*(H, W)	64.454	85.672	-13.85	-8.37
	0.6*(H, W)	71.352	90.18	-6.96	-3.87
	0.7*(H, W)	75.142	92.594	-3.17	-1.45
	0.8*(H, W)	76.88	93.53	-1.43	-0.52
	0.9*(H, W)	77.996	93.972	-0.31	-0.07
	1.1*(H, W)	77.648	93.656	-0.66	-0.39
	1.2*(H, W)	76.97	93.256	-1.34	-0.79
	1.3*(H, W)	76.048	92.758	-2.26	-1.29
	1.4*(H, W)	74.996	92.076	-3.31	-1.97
	1.5*(H, W)	74.056	91.442	-4.25	-2.6
	1.6*(H, W)	72.856	90.598	-5.45	-3.45
1.75*(H, W)	71.25	89.414	-7.06	-4.63	
Flip left-right	-	78.254	94.026	-0.05	-0.02
Flip up-down	-	54.086	78.06	-24.22	-15.99

Table 5. Results for all the transformations for ResNet-152 (part 2 of 2)

Transformation	Degree of transformation	Top1	Top5	Drop in Top1 accuracy (absolute %)	Drop in Top5 accuracy (absolute %)
Rotation	5°	75.924	93.276	-0.64	-0.39
	10°	74.428	92.34	-2.14	-1.32
	25°	69.078	88.904	-7.49	-4.76
	45°	59.888	81.878	-16.68	-11.79
	90°	46.526	69.162	-30.04	-24.5
	-10°	74.386	92.262	-2.18	-1.4
	-25°	69.188	89.05	-7.38	-4.61
	-45°	59.81	81.634	-16.76	-12.03
	-90°	46.76	68.94	-29.81	-24.72
Additive Gaussian noise	variance = 0.05*255	75.36	92.942	-1.21	-0.72
	variance = 0.1*255	71.946	90.862	-4.62	-2.8
	variance = 0.2*255	62.946	84.394	-13.62	-9.27
	variance = 0.3*255	53.122	75.564	-23.44	-18.1
	variance = 0.4*255	42.58	64.982	-33.99	-28.68
	variance = 0.5*255	32.398	53.074	-44.17	-40.59
	variance = 1*255	5.652	12.354	-70.91	-81.31
Rectangular Cutouts	size = 0.05*(H, W)	76.27	93.496	-0.3	-0.17
	size = 0.1*(H, W)	75.708	93.32	-0.86	-0.34
	size = 0.2*(H, W)	74.612	92.576	-1.95	-1.09
	size = 0.3*(H, W)	73.064	91.498	-3.5	-2.17
	size = 0.4*(H, W)	70.62	89.568	-5.95	-4.1
	size = 0.5*(H, W)	67.14	86.854	-9.43	-6.81
Horizontal translation (to the right)	0.02*W	76.49	93.62	-0.08	-0.04
	0.05*W	76.428	93.514	-0.14	-0.15
	0.1*W	75.85	93.29	-0.72	-0.37
	0.15*W	75.192	92.74	-1.37	-0.92
	0.2*W	73.914	91.786	-2.65	-1.88
	0.25*W	71.974	90.44	-4.59	-3.22
	0.35*W	65.61	85.934	-10.96	-7.73
	0.5*W	48.49	70.268	-28.08	-23.4
Horizontal translation (to the left)	0.02*W	76.474	93.55	-0.09	-0.11
	0.05*W	76.392	93.526	-0.17	-0.14
	0.1*W	75.696	93.088	-0.87	-0.58
	0.15*W	75.004	92.526	-1.56	-1.14
	0.2*W	73.558	91.624	-3.01	-2.04
	0.25*W	71.71	90.542	-4.86	-3.12
	0.35*W	65.472	85.522	-11.09	-8.14
	0.5*W	48.484	70.702	-28.08	-22.96

Table 6. Results for all the transformations for ViT-B/16 (part 1 of 2)

Transformation	Degree of transformation	Top1	Top5	Drop in Top1 accuracy (absolute %)	Drop in Top5 accuracy (absolute %)
Vertical translation (upwards)	0.02*H	76.426	93.522	-0.14	-0.14
	0.05*H	76.346	93.318	-0.22	-0.35
	0.1*H	75.66	93.032	-0.91	-0.63
	0.15*H	74.664	92.63	-1.9	-1.03
	0.2*H	73.408	91.552	-3.16	-2.11
	0.25*H	71.42	90.212	-5.15	-3.45
	0.35*H	66.068	85.996	-10.5	-7.67
	0.5*H	50.67	72.666	-25.9	-21
Vertical translation (downwards)	0.02*H	76.456	93.478	-0.11	-0.19
	0.05*H	76.366	93.546	-0.2	-0.12
	0.1*H	75.44	93.016	-1.13	-0.65
	0.15*H	74.56	92.488	-2.01	-1.18
	0.2*H	72.946	91.57	-3.62	-2.09
	0.25*H	70.984	90.496	-5.58	-3.17
	0.35*H	64.838	86.16	-11.73	-7.5
	0.5*H	49.36	73.18	-27.21	-20.48
Scale (Zoom-in/Zoom-out)	0.2*(H, W)	7.086	15.544	-69.48	-78.12
	0.3*(H, W)	27.286	47.336	-49.28	-46.33
	0.4*(H, W)	46.88	69.696	-29.69	-23.97
	0.5*(H, W)	58.824	81.006	-17.74	-12.66
	0.6*(H, W)	66.72	87.138	-9.85	-6.53
	0.7*(H, W)	71.68	90.65	-4.89	-3.01
	0.8*(H, W)	73.774	92.166	-2.79	-1.5
	0.9*(H, W)	75.72	93.22	-0.85	-0.44
	1.1*(H, W)	76.23	93.466	-0.34	-0.2
	1.2*(H, W)	75.764	93.234	-0.8	-0.43
	1.3*(H, W)	75.256	92.692	-1.31	-0.97
	1.4*(H, W)	74.488	92.268	-2.08	-1.4
	1.5*(H, W)	73.634	91.63	-2.93	-2.03
	1.6*(H, W)	72.59	90.848	-3.98	-2.82
1.75*(H, W)	71.27	89.774	-5.3	-3.89	
Flip left-right	-	76.478	93.63	-0.09	-0.03
Flip up-down	-	46.942	70.22	-29.62	-23.44

Table 7. Results for all the transformations for ViT-B/16 (part 2 of 2)

Transformation	Degree of transformation	Top1	Top5	Drop in Top1 accuracy (absolute %)	Drop in Top5 accuracy (absolute %)
Rotation	5°	77.682	94.084	-0.37	-0.11
	10°	76.752	93.364	-1.3	-0.83
	25°	72.754	91.04	-5.3	-3.15
	45°	64.834	85.432	-13.22	-8.76
	90°	51.492	73.178	-26.56	-21.02
	-10°	76.536	93.476	-1.52	-0.72
	-25°	72.672	90.916	-5.38	-3.28
	-45°	64.5	85.17	-13.55	-9.02
	-90°	51.678	73.34	-26.38	-20.85
Additive Gaussian noise	variance = 0.05*255	77.374	93.892	-0.68	-0.3
	variance = 0.1*255	74.468	92.162	-3.59	-2.03
	variance = 0.2*255	67.142	87.184	-10.91	-7.01
	variance = 0.3*255	58.89	80.616	-19.16	-13.58
	variance = 0.4*255	49.834	72.162	-28.22	-22.03
	variance = 0.5*255	41.016	63.006	-37.04	-31.19
	variance = 1*255	10.462	21.236	-67.59	-72.96
Rectangular Cutouts	size = 0.05*(H, W)	77.852	94.086	-0.2	-0.11
	size = 0.1*(H, W)	77.386	93.832	-0.67	-0.36
	size = 0.2*(H, W)	76.248	93.24	-1.81	-0.95
	size = 0.3*(H, W)	74.648	92.176	-3.41	-2.02
	size = 0.4*(H, W)	72.24	90.45	-5.81	-3.74
	size = 0.5*(H, W)	68.588	87.61	-9.47	-6.58
Horizontal translation (to the right)	0.02*W	78.122	94.292	0.07	0.1
	0.05*W	77.944	94.18	-0.11	-0.01
	0.1*W	77.554	93.876	-0.5	-0.32
	0.15*W	76.858	93.408	-1.2	-0.79
	0.2*W	75.622	92.684	-2.43	-1.51
	0.25*W	73.634	91.394	-4.42	-2.8
	0.35*W	68.242	87.412	-9.81	-6.78
	0.5*W	50.662	71.894	-27.39	-22.3
Horizontal translation (to the left)	0.02*W	78.184	94.266	0.13	0.07
	0.05*W	78.016	94.278	-0.04	0.08
	0.1*W	77.804	94.044	-0.25	-0.15
	0.15*W	76.84	93.48	-1.21	-0.71
	0.2*W	75.606	92.72	-2.45	-1.47
	0.25*W	73.726	91.546	-4.33	-2.65
	0.35*W	67.772	86.956	-10.28	-7.24
	0.5*W	50.982	72.066	-27.07	-22.13

Table 8. Results for all the transformations for ViT-L/16 (part 1 of 2)

Transformation	Degree of transformation	Top1	Top5	Drop in Top1 accuracy (absolute %)	Drop in Top5 accuracy (absolute %)
Vertical translation (upwards)	0.02*H	78.068	94.144	0.01	-0.05
	0.05*H	77.998	94.018	-0.06	-0.18
	0.1*H	77.236	93.626	-0.82	-0.57
	0.15*H	76.57	93.182	-1.48	-1.01
	0.2*H	75.158	92.496	-2.9	-1.7
	0.25*H	73.604	91.218	-4.45	-2.98
	0.35*H	68.402	87.226	-9.65	-6.97
	0.5*H	53.064	74.362	-24.99	-19.83
Vertical translation (downwards)	0.02*H	78.242	94.16	0.19	-0.03
	0.05*H	77.79	94.298	-0.26	0.1
	0.1*H	77.248	93.762	-0.81	-0.43
	0.15*H	76.464	93.322	-1.59	-0.87
	0.2*H	75.196	92.484	-2.86	-1.71
	0.25*H	73.446	91.406	-4.61	-2.79
	0.35*H	67.66	87.592	-10.39	-6.6
	0.5*H	52.246	75.276	-25.81	-18.92
Scale (Zoom-in/Zoom-out)	0.2*(H, W)	8.664	18.612	-69.39	-75.58
	0.3*(H, W)	30.388	50.354	-47.67	-43.84
	0.4*(H, W)	49.82	71.978	-28.23	-22.22
	0.5*(H, W)	62.304	83.2	-15.75	-10.99
	0.6*(H, W)	69.278	88.63	-8.78	-5.56
	0.7*(H, W)	73.888	91.9	-4.17	-2.29
	0.8*(H, W)	75.946	93.104	-2.11	-1.09
	0.9*(H, W)	77.654	93.992	-0.4	-0.2
	1.1*(H, W)	78.062	94.164	0.01	-0.03
	1.2*(H, W)	77.638	93.812	-0.42	-0.38
	1.3*(H, W)	77.028	93.478	-1.03	-0.72
	1.4*(H, W)	76.526	93.058	-1.53	-1.14
	1.5*(H, W)	75.658	92.32	-2.4	-1.87
	1.6*(H, W)	74.764	91.71	-3.29	-2.48
1.75*(H, W)	73.448	90.706	-4.61	-3.49	
Flip left-right	-	78.068	94.246	0.01	0.05
Flip up-down	-	50.664	72.746	-27.39	-21.45

Table 9. Results for all the transformations for ViT-L/16 (part 2 of 2)