

Long-Horizon Task Planning and Execution with Functional Object-Oriented Networks

David Paulius*, Alejandro Agostini*, and Dongheui Lee

Abstract—Following work on joint object-action representation, *functional object-oriented networks* (FOON) were introduced as a knowledge representation for robots. A FOON contains symbolic (high-level) concepts useful to a robot’s understanding of tasks and its environment for object-level planning. Prior to this work, little has been done to show how plans acquired from FOON can be executed by a robot, as the concepts in a FOON are too abstract for immediate execution. We propose a hierarchical task planning approach that translates a FOON graph into a PDDL-based representation of domain knowledge for task planning and execution. As a result of this process, a task plan can be acquired, which can be executed by a robot from start to end, leveraging the use of action contexts and skills as dynamic movement primitives (DMPs). We demonstrate the entire pipeline from planning to execution using CoppeliaSim and show how learned action contexts can be extended to never-before-seen scenarios.

I. INTRODUCTION

An ongoing trend in robotics research is the development of robots that can jointly understand human intention and action and execute manipulations for human domains. A key component for such intelligent and autonomous robots is a knowledge representation [1] that allows a robot to understand its actions in a way that mirrors how humans communicate about action. Inspired by the theory of affordance [2] and prior work on joint object-action representation [3], [4], the *functional object-oriented network* (FOON) was introduced as a knowledge graph representation for service robots [5]. A FOON describes the relationship between objects and manipulation actions through its nodes and edges and aims to be a high-level task plan abstraction that is closer to human understanding of manipulation. Ideally, FOON graphs can be formed from demonstrations of action, which can be combined into a single network from which knowledge can be retrieved as task sequences known as task trees [5]. FOON supports reusing existing knowledge to learn “new” concepts based on semantic similarity [6].

This research was funded by the Helmholtz Association and the Austrian Science Fund (FWF) Project M2659-N38. This work began while the authors were members of the Human-centered Assistive Robotics group at the Technical University of Munich, Germany.

David Paulius (Email: dpaulius@cs.brown.edu) is affiliated with the Intelligent Robot Lab at Brown University, Rhode Island, United States.

Alejandro Agostini (Email: Alejandro.Agostini@uibk.ac.at) is affiliated with the Intelligent and Interactive Systems group at the University of Innsbruck, Austria.

Dongheui Lee (Email: dongheui.lee@tuwien.ac.at) is affiliated with the Autonomous Systems group at the Technical University of Vienna, Austria and also with the Institute of Robotics and Mechatronics, German Aerospace Center (DLR), Germany.

(*Alejandro Agostini and David Paulius are co-first authors.) (Corresponding authors: Alejandro Agostini and David Paulius.)

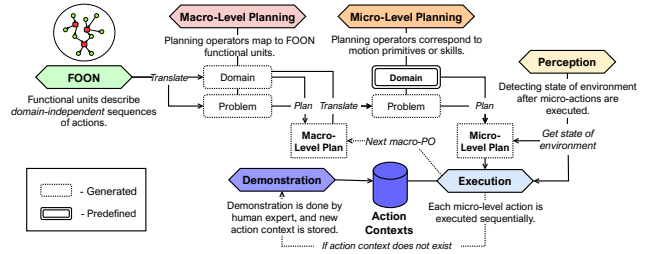


Fig. 1. Overview of our approach for translating a FOON into macro-level and micro-level planning definitions for manipulation planning.

Prior to this work, however, little has been done to integrate FOON with robotic systems, as the knowledge in a FOON is too abstract for planning and execution [7].

Rather, a FOON is ideal for *object-level* planning, which is agnostic to the robot and its environment, as opposed to *task-level* planning, which deals with the robot and the current state of its surroundings. Doing so requires connecting the high-level semantic concepts in FOON to the low-level parameters through which a robot understands its actions and world [8], [9]. For example, cooking recipes can be seen as object-level plans, but they require task-level plans to ground object names to instances in the world and skills to verbs. Therefore, to address task planning with FOON, we introduce a hierarchical task planning approach (Fig. 1) that bootstraps manipulation planning with a FOON graph. Our algorithm creates a domain and problem definition in PDDL (short for *Planning Domain Definition Language*) [10] notation from a FOON, and they are used with an off-the-shelf planner to find a sequence of low-level actions executable by a robot to achieve the intended results of executing the graph from start to end [11]. Our contributions are as follows:

- We introduce an approach to translate a *high-level* FOON into a *low-level* manipulation planning problem for classical planning (PDDL) using an object-centered representation of geometrical changes with actions that permit generating geometrically feasible task plans.
- We show how our approach can derive plans for novel scenarios, which may comprise random object configurations or ingredient sets, without having to create a new FOON for those situations.
- We show how long-horizon plans are executed with a high rate of success by considering motion dependencies between plan steps for trajectory generation.
- We show that using FOON significantly reduces manipulation planning time over classical planning methods.

II. BACKGROUND

A. Functional Object-Oriented Networks (FOON)

Formally, a FOON is a bipartite graph $\mathcal{G} = \{\mathcal{O}, \mathcal{M}, \mathcal{E}\}$, where \mathcal{O} and \mathcal{M} refer to two types of nodes: *object nodes* and *motion nodes*. Object nodes refer to objects used in tasks, including tools, utensils, ingredients or components, while motion nodes refer to actions that can be performed on said objects. An object node $o \in \mathcal{O}$ is identified by its object type, its states, and, in some cases, its make-up of ingredients or components; a motion node $m \in \mathcal{M}$ is identified by an action type, which can refer to a manipulation (e.g., pouring, cutting, or mixing) or non-manipulation action (e.g., frying or baking). Edges ($e \in \mathcal{E}$) connect these nodes to one another.

Objects may take on new states as a result of executing actions. State transitions are conveyed through edges (\mathcal{E}) to form *functional units* (denoted as \mathcal{FU}), which describe object nodes before and after an action takes place. Specifically, a functional unit $\mathcal{FU} = \{\mathcal{O}_{in}, \mathcal{O}_{out}, m\}$ contains a set of input nodes \mathcal{O}_{in} , a set of output nodes \mathcal{O}_{out} , and an intermediary action node m , comparable to the *precondition-action-effect* structure of planning operators (POs) in classical planning [12]. A robot can use a FOON to identify states that determine when an action is completed. Fig. 2 shows two functional units describing a sequence of pouring vodka and ice into a drinking glass. There are notably several object types with multiple node instances, as these object states will change as a result of execution. Each functional unit has the same motion node label of *pour*, yet the objects and effects of each action differ, thus treating them as two separate actions.

A FOON can be created by annotating manipulations from observation, such as video demonstrations, or, as we plan to explore as future work, demonstrations from a human teacher. During annotation, we note the objects, actions, and state changes required to achieve a specific goal, such as a recipe. This results in a FOON *subgraph*, which is simply a sequence of functional units (and their corresponding objects and actions) to fulfill the given goal. Two or more subgraphs can be merged to form a *universal* FOON. Presently, the FOON dataset provides 140 subgraph annotations of recipes with which a universal FOON can be created; these annotations along with helper code are publicly available for use.¹

B. Task Planning

We adopt the traditional approach for task planning [12] by defining a set of objects (e.g., cup or bowl) and a set of predicates, which encode object properties or relations (e.g., (on table cup) – the cup is on the table). Each predicate can be true or false depending on whether these attributes are observed in the scene. The *symbolic* state \mathcal{S} is defined by a set of predicates describing the object configuration in a scenario. Planning operators (PO) describe the changes in the symbolic state via actions and are encoded in the traditional *precondition-action-effect* notation using PDDL [10]. Preconditions comprise the predicates that change by the execution of the PO as well as those that are necessary for



Fig. 2. Two functional units that describe pouring vodka and ice into a glass (best viewed in colour). Object and motion nodes are denoted by circles and squares respectively. Input-only and output-only nodes are shown in green and purple respectively, while nodes that are both are shown in blue.

these changes to occur. Effects, in turn, describe the changes in the symbolic state after the PO execution as predicates. Fig. 4 provides examples of POs written in PDDL notation. The name of a PO is a *symbolic action* and may contain arguments to ground the predicates to the preconditions and effects. In task planning, a planner uses a description of the *initial state* ($s \in \mathcal{S}$) and a *goal* definition (g) as a set of grounded predicates that should be observed after execution. With these elements, the planner carries out a heuristic search by generating causal graphs from the preconditions and effects of POs and yields a sequence of actions called a *plan* that produces changes in s necessary to obtain g .

C. Related Work

There are many notable works that aim to represent knowledge for robots in a way that encourages the reuse of experiences or uses abstraction for task and motion planning. Frameworks such as KNOWROB [13] combine knowledge bases with a query processing engine to allow reasoning over beliefs of the world. Tenorth et al. showed how a robot can use KNOWROB to prepare meals, such as pancakes, and form queries over object or action properties [13]. However, their main focus was on structurally defining the knowledge base and inferring object locations rather than storing or retrieving recipes or task sequences for reuse like with FOONs. We propose that FOON can be used as a schema along with reasoning engines or knowledge bases such as KNOWROB. Ramirez-Amaro et al. [14] investigated how semantic knowledge can be learned from demonstration, which can then be used to plan to imitate demonstrated tasks such as making pancakes and a sandwich. Although our work does not adopt the same degree of object and activity recognition, the recipe knowledge in FOON is agnostic to the robot, and it is only through planning that we obtain a robot-specific plan suited to its present environment state.

Hierarchical task networks (HTN) [12] share many similarities with our approach. An HTN represents abstract tasks (known as methods), which may comprise a sequence of sub-tasks that can be executed in a reactive manner, and a planning problem is defined as solving a series of tasks. Such tasks are akin to FOON functional units, as they require a sequence of lower-level actions to accomplish a task. However, methods must be defined for all possible ways of executing tasks, which is not practical in real-world settings. Our FOON-based approach treats each high-level task as its

¹FOONets (FOON Website) – <http://www.foonetts.com>

own planning problem, which greatly reduces the planning time complexity without defining fixed-ordered methods.

Similarly, Kaelbling et al. [15] interleave hierarchical planning with execution using highly abstract behaviours for task planning to accelerate task plan generation but at the expense of planning impasses at execution time. Our approach leverages relevant geometrical constraints at the task planning level to exploit the computational efficiency of task planners for generating feasible manipulation plans. Logic programming task planners search for solutions directly in the plan space, rather than in the state space as classic planners, allowing geometrical constraints for generating feasible task plans [16]. However, these approaches implement computationally demanding optimization processes on whole plans using complex dynamic models, making them less suitable for solving long-horizon optimization problems. Other approaches use semantic descriptions of geometrical constraints to evaluate motion feasibility of single actions [17] or sequences of actions [18] that are assessed during task planning using conventional state-based planners. The task planner generates candidate plans based on these constraints while a sampling-based motion planner checks action feasibility using geometric reasoning. Instead, we use object-centered predicates to propagate geometrical constraints during task planning in terms of standard relational names that are easily mapped to object poses without using external heuristics for geometric reasoning.

Previous work explored the encoding of *macro* planning operators into primitive operators for the execution of robotic tasks, combining macro operators and primitives into a single linear planning domain [19] or combining linear planning with reinforcement learning for executing primitives [20]. However, as with HTNs, macro operators are associated with a fixed sequence of primitive operators that are executed in a reactive manner. Manipulation action trees by Yang et al. [21] were proposed to represent robotic manipulation in a tree form for planning and execution. Similarly, Zhang and Nikolaidis proposed executable task graphs, which describe what the robot should do to replicate actions observed from cooking videos, for multi-robot collaboration [22]. However, as their focus was on imitating behaviours from demonstration, they do not show how these graphs could be adapted to novel scenarios as possible with our proposed approach.

III. TASK PLANNING WITH FOON

Up to this point, using FOONs to bootstrap robotic execution has not been investigated. To achieve this, we must ground the knowledge in FOON to how the robot views or interacts with its surroundings. FOON is best described as a *domain-independent* representation, and our objective is to translate it to a *domain-specific* representation, where abstracted concepts in a FOON are grounded in the physical world, relevant object properties, and robot actions. This is done via a two-level hierarchical planning approach. At the top, *macro*-planning finds a sequence of instructions (*macro-plan* – \mathcal{P}_M) as a FOON to prepare a recipe. At the bottom, *micro*-planning finds a sequence of robot skills (*micro-plan*

– \mathcal{P}_μ) to execute each FOON action (i.e., macro-plan step) in a given scenario. We illustrate our approach as Fig. 1.

A. Macro-level Planning

Aside from representing knowledge in a symbolic manner, we can use FOON for object-level planning to determine how to manipulate objects to solve a problem through a heuristic search. In previous work, we defined a search algorithm that combines breadth-first and depth-first search approaches to find a solution directly from a universal FOON [5]. In this work, we adopt an alternative strategy of first transforming a FOON into a planning domain definition using PDDL (example shown in Fig. 3) and then searching for solutions using a linear planner to generate a *macro-plan*. This strategy allows us to generate sequences of functional units beyond the fixed sequences encoded in the FOON graph representation.

We define a set of predicates that are obtained from parsing object nodes in FOON. An object node $o \in \mathcal{O}$ is defined by its type and state attributes (e.g., a *drinking glass* (type) is *empty* (attribute) – see Fig. 2). Each object o is characterized by one or more predicates in PDDL notation. To transform FOON into a PDDL representation suitable for recipe execution, we need to define, on the one hand, geometrical predicates that allow for a consistent propagation of geometric changes with actions during plan generation and execution. To this end, we use the same approach from prior work [7], [23] that characterize the object configuration space for manipulation planning using *object-centered predicates*. Object-centered predicates are used to describe poses or locations of objects from each object’s perspective as they relate to other objects within the robot’s environment, allowing us to consistently represent and propagate geometrical constraints during the heuristic search, thus rendering geometrically feasible plans. These predicates have the form of ($\langle \text{rel} \rangle \langle \text{obj}_1 \rangle \langle \text{obj}_2 \rangle$) (see Fig. 3b), where $\langle \text{rel} \rangle$ refers to the spatial relation type, while $\langle \text{obj}_1 \rangle$ and $\langle \text{obj}_2 \rangle$ refers to the focal object and relative object respectively. We use the relations *in*, *on*, and *under*, as these are typically attributed to FOON object nodes. For example, we define predicates such as (*on table* $\langle \text{obj} \rangle$) and (*under* $\langle \text{obj} \rangle$ *table*)² to consistently characterize the geometric changes taking place with picking and placing actions of objects on the table. Additionally, we adopt the convention from prior work [7] to describe an *empty* object as it containing air (i.e., (*in* $\langle \text{obj} \rangle$ *air*)). On the other hand, we need to define predicates that characterize the physical properties of objects that are temporally relevant for cooking. For instance, a *whole* object may become *sliced* as a recipe progresses. Several states in FOON have been identified in related work on state recognition for cooking [24]. Predicates for such states take the form of ($\langle \text{rel} \rangle \langle \text{obj} \rangle$), where $\langle \text{rel} \rangle$ refers to the state type and $\langle \text{obj} \rangle$ refers to the focal object. Examples of these states and their respective predicates

²These object-table relations indicate that the object is **ON** the table and that the table is **UNDER** the object. These predicates are useful to consistently map table-object relations from the effects of a macro-PO to a goal for micro-planning (see Sec. III-B).

include *is-whole* for the *whole* state, *is-sliced* for the *sliced* state, and *is-mixed* for the *mixed* state.

Using these predicate types, we transform each functional unit FU into a macro-planning operator (*macro-PO*) by directly translating the objects in $\{\mathcal{O}_{in}, \mathcal{O}_{out}\}$ into preconditions and effects and assigning it a name given by the FU name n . These predicates are also used to construct a macro-problem definition: predicates describing objects in the environment will form its initial state (s_M), while the macro-goal (g_M) is defined by predicates describing the desired final state (e.g., $\{(in\ drinking_glass\ vodka)\} \in g_M$ as in Fig. 2). After the macro-planning domain (macro-POs) and problem (initial state and goal) are defined, a macro-plan \mathcal{P}_M , which contains a sequence of steps (functional units) that should be “executed” for preparing a recipe, can be found using a linear planner. To execute each action $A \in \mathcal{P}_M$, however, a *manipulation plan* (*micro-plan*) will have to be found. The translation of FOON into a PDDL macro-planning domain is performed without information loss, only adding new predicates that confirm the availability of objects in the scenario for recipe preparation. This preserves the completeness of the original FOON and guarantees finding identical solutions when using the same heuristics in both representations [5].

B. Micro-level Planning

After \mathcal{P}_M is generated, we then perform *micro-planning* to generate a micro-plan (\mathcal{P}_μ), where each functional unit (as a *macro-PO*) is decomposed into its own *domain-specific* micro-problem definition, whose goal predicates are taken directly from a macro-PO and its initial state is defined using perception. For instance, a functional unit for *pouring* in FOON may be decomposed into a simpler action sequence (*micro-PO*): *pick* a source container, *pour* from source to target container, and *place* the source container to free the robot’s gripper. To generate micro-plans, we use the same approach as in the macro-plan case and characterize the object configuration space for manipulation planning using object-centered predicates to allow for the consistent propagation of geometrical changes during planning. At the micro-level, we treat the *table* object as being made of smaller cells on which objects may or may not be residing to ensure geometrical feasibility in pick-and-place actions. These table cells are present in scenes used in our experiments (Sec. V).

The initial state for the micro-planning problem definition (s_μ) is automatically generated as done in previous work [7], where we define functions to map object parameters (3D poses and bounding boxes) to true and false values of object-centered predicates. However, the micro-goal g_μ is generated using the effect predicates of its corresponding macro-PO. During this process, object names from FOON are grounded to objects existing at the micro-level, which are observable and usable by the robot. We manually define micro-POs to reflect physical preconditions and expected effects of executable robotic skills (e.g., *pick*, *place*, *pour*) in terms of object-centered relations, considering aspects such as the robot’s gripper (empty or not empty), the position

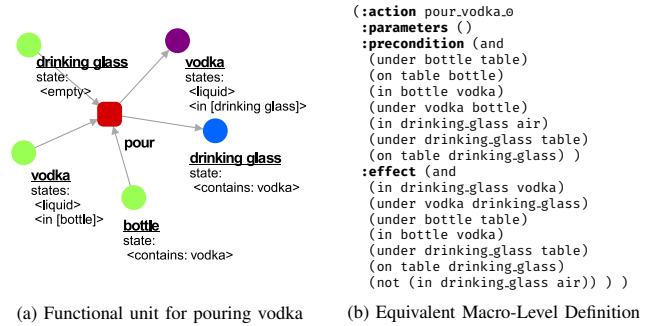


Fig. 3. Example of a functional unit for *pouring* vodka into a drinking glass and its equivalent macro-PO in PDDL. Note here that vodka remains in the bottle because the bottle is not emptied as in the functional unit definition.

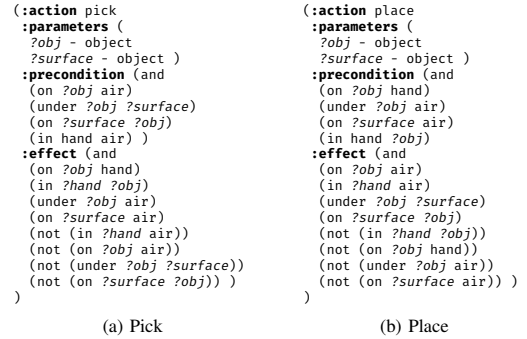


Fig. 4. Examples of *micro-PO* action definitions in PDDL notation defined using object-centered predicates [23]. To account for object sizes (Sec. IV), we defined various *place* POs for small, long, and wide objects.

and orientation of objects, and the available surfaces for robot-object and object-object interactions through the virtual object air. Examples of micro-PO are shown in Fig. 4, and further examples can be found in previous work [7]. A manipulation plan \mathcal{P}_μ , which is comprised of micro-PO sequences for each macro-PO, can thus be acquired using an off-the-shelf planner such as Fast-Downward [25].

IV. EXECUTION OF A MANIPULATION PLAN

A manipulation plan is made up of a sequence of low-level actions that realizes the effects associated with high-level actions (functional units) in a FOON. These low-level steps are automatically generated using the micro-level problem and domain definition, and they can be linked to motion primitives corresponding to skills. In this work, we associate motion primitives with tuples called *action contexts* [7] that encode motion dependencies between consecutive actions in a plan for appropriate usage and successful execution.

A. Action Contexts

An action context is a data structure that is used to associate a motion trajectory to a sequence of low-level actions. Formally, an action context ac is represented as a tuple in the form of $ac = (a_{prev}, a_{now}, a_{next}, \mathcal{T})$, where a_{now} corresponds to an action being executed, a_{prev} and a_{next} refer to the preceding and proceeding actions, and \mathcal{T} corresponds to the associated motion trajectory. Each action

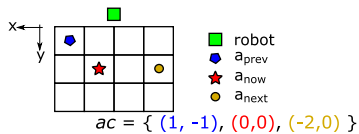


Fig. 5. Example of how an action context ac can be generalized based on relative positioning of manipulations, where the location of a_{now} is set as the origin $(0,0)$. The legend (on the right) indicates the symbols used to refer to the target location of each action in ac .

$(a_{prev}, a_{now}, \text{ or } a_{next})$ is made up of the PO name and its object arguments (as found by the planner), and a set or library of action contexts is denoted as \mathcal{AC} . As in prior work [7], trajectories are represented as dynamic movement primitives (DMPs) [26], which use weights as forcing terms to preserve the shape of the original trajectory while allowing different initial and end positions of the robot’s gripper.

B. Learning and Executing Action Contexts

When executing a micro-plan with n actions (i.e., $\mathcal{P}_\mu = \{a_1, a_2, \dots, a_n\}$) to achieve the effects of a macro-action $A \in \mathcal{P}_M$, a robot can search its library \mathcal{AC} to derive the appropriate primitive for a current action a_t , given that a robot has executed a prior action a_{t-1} and that it will then execute another action a_{t+1} (if available). To select the appropriate DMP parameters \mathcal{T} , we first search for $ac \in \mathcal{AC}$ that matches the present context at a time-step t , where a_{prev} is equal to a_{t-1} , a_{now} is equal to a_t , and a_{next} is equal to a_{t+1} . Action contexts are typically created from grounded actions observed in plan segments [7]. However, encoding action contexts in this manner does not allow reuse in cases where the same motion dependencies are needed for a similar (but not equal) set of objects. Thus, to allow generalization, each ac is encoded using a relative coordinate-like tuple, where a_t is considered as the origin point (target), while a_{t-1} and a_{t+1} are treated as points relative to the origin. This draws inspiration from previous work [27], where planning operators were generalized using relative positions to targets in a grid world. We provide an example in Fig. 5 to show how to derive these relative coordinates. In addition, we defined a dictionary that maps objects to categories (e.g., small or large objects) to define similarity across object types. For instance, an ac for a *black pepper shaker* can be applied to a similar object like a *salt shaker*. With these concepts, we can extend action contexts to novel situations and reuse a suitable set of motion parameters \mathcal{T} . However, if no ac in \mathcal{AC} matches the current micro-level plan segment, a human demonstration is requested to create a new ac and generate an associated set of DMP parameters [28]. As learning proceeds, the number of demonstrations decreases to zero and the robot eventually becomes fully autonomous [7].

V. EVALUATION

To validate our approach, we perform cooking tasks via simulation in CoppeliaSim [29]. For this work, we created a universal FOON made of three subgraphs from the FOON dataset, from which we will perform hierarchical planning to prepare a *Bloody Mary cocktail* and a *Greek salad*. The aim

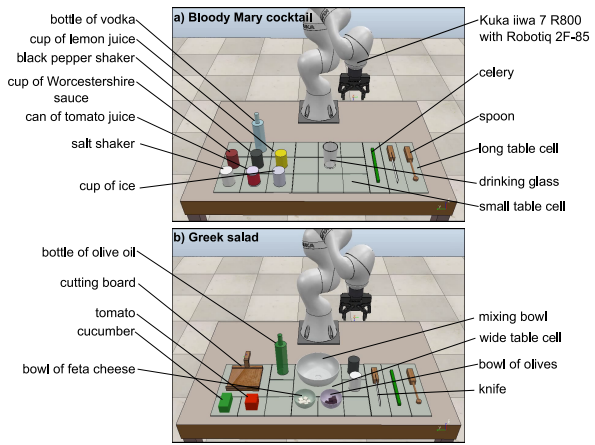


Fig. 6. Layouts for the cocktail and salad tasks in CoppeliaSim.

of macro-level planning is to extract a FOON-based plan for each goal, while that of micro-level planning is to find a task-level plan tailored to the state of the environment (viz. object locations and configurations). We thus show how this can be applied to randomly generated configurations of the scene while reliably using action contexts and motion primitives.

We evaluate our approach with a series of experiments to show that: 1) action contexts can be reused for novel scenarios, 2) FOON-based planning flexibly acquires plans for low-level situations that may not fully match that of the schema proposed by a FOON, and 3) FOON-based planning significantly improves computation time over classical and HTN planning. To address 1) and 2), we measure the average success rate of plan execution for randomized scenes and/or ingredient subsets, while to address 3), we measure computation time as the overall time taken by the planners to find a solution. An image of the universal FOON and demonstration videos are provided as supplementary materials.³

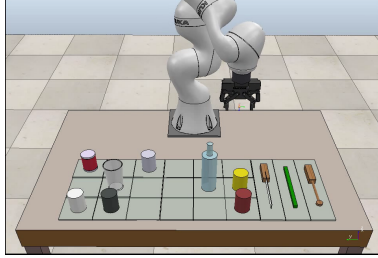
A. Experimental Setup

Using CoppeliaSim, we designed simple table-top environments with objects and utensils that will be manipulated by a single KUKA LBR iiwa 7 R800 robot arm equipped with a Robotiq 2F-85 gripper. Fig. 6 shows the layout for the cocktail and salad tasks. To make it easier to replicate the recipes while preserving realism, we simplified certain steps in the recipe’s FOON for one-armed manipulation; for example, rather than squeezing a lemon for juice, we provide a cup of lemon juice in the scene. This is similar to the cooking principle of *mise en place*. We also fashioned objects such as the cutting board (17) for robotic manipulation. For perception (as in Sec. III), objects are placed on cells that discretize the surface. Since we have objects of different sizes, we separated them into three categories, small, long and wide objects, which can be placed on appropriately sized spaces (e.g., (3), (4) and (15) in Fig. 6). In our experiments, we use the Fast-Downward [25] and PANDA P_i ⁴ (which uses HDDL [30]) planners for hierarchical planning.

³Link to Supplementary Materials – <https://bit.ly/3FaQeUS>

⁴PANDA P_i – <https://panda-planner-dev.github.io/>


Bloody Mary – Configuration #1 (<https://bit.ly/3UkDteD>):



```
(pick cup.lemon-juice table.14)
(pour lemon-juice cup.lemon-juice drinking-glass)
(place cup.lemon-juice table.14)
```

(a) No obstacle clearance or cup rotation

Bloody Mary – Configuration #2 (<https://bit.ly/3fb6pce>):



```
(pick.rotated drinking-glass table.04)
(place drinking-glass table.04)
(pick cup.lemon-juice table.09)
(pour lemon-juice cup.lemon-juice drinking-glass)
(place cup.lemon-juice table.09)
```

(b) Cup rotation, no obstacle clearance

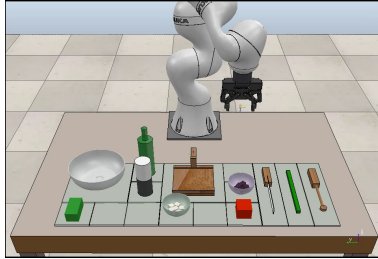
Bloody Mary – Configuration #3 (<https://bit.ly/3NaXq7E>):



```
(pick.rotated drinking-glass table.04)
(place drinking-glass table.04)
(pick cup.worcestershire-sauce cup.lemon-juice)
(place cup.worcestershire-sauce table.02)
(pick cup.lemon-juice table.11)
(pour lemon-juice cup.lemon-juice drinking-glass)
(place cup.lemon-juice table.11)
```

(c) Obstacle clearance and cup rotation


Greek salad – Configuration #1 (<https://bit.ly/3zoamRU>):



```
(pick tomato table.05)
(place tomato cutting-board)
```

(d) No obstacle clearance


Greek salad – Configuration #2 (<https://bit.ly/3TL9pLp>):



```
(pick tomato shaker.salt)
(place tomato table.00)
(pick shaker.salt cutting-board)
(place shaker.salt table.04)
(pick tomato table.00)
(place tomato cutting-board)
```

(e) Obstacle clearance below target object

Greek salad – Configuration #3 (<https://bit.ly/3fb1QPL>):



```
(pick shaker.black-pepper shaker.salt)
(place shaker.black-pepper table.00)
(pick shaker.salt cutting-board)
(place shaker.salt table.03)
(pick tomato table.04)
(place tomato cutting-board)
```

(f) Clearance of stack of obstacles

Fig. 7. Scenarios with varying initial configurations for both cocktail and salad recipes to highlight different micro-level plans for the same macro-level problem (i.e., functional unit). For the cocktail recipe, the *macro-PO* is (pour.lemon-juice) to pour lemon juice; for the salad recipe, the *macro-PO* is (pick-and-place-tomato) for putting the tomato on the cutting board. Illustrations of these functional units are provided in supplementary materials.

B. Plan Generation for Variable Object Configurations

First, we will demonstrate how our approach allows us to find micro-plans for varying object configurations and constraints for the same FOON plan. We perform these experiments on both cocktail and salad scenarios. Fig. 7 shows various configurations for solving the (pour.lemon-juice) macro-PO in the cocktail scene (Figs. 7a–7c) and (pick-and-place-tomato) in the salad scene (Figs. 7d–7f) along with their respective micro-plans. These macro-POs are equivalent to the functional units in our supplementary materials (ignoring other ingredients).

The cases for the *pour* task are as follows: 1) the objects are clear for pouring (Fig. 7a); 2) the drinking glass requires rotation before pouring (Fig. 7b); and 3) the drinking glass requires rotation and the ingredient (cup of lemon juice) is blocked (Fig. 7c). The cases for the *pick-and-place* task are as follows: 1) the cutting board is free of obstacles for placing the tomato on top of it (Fig. 7d); 2) the tomato is obstructed by a salt shaker between it and the cutting board (Fig. 7e); and 3) the cutting board has a stack of obstacles on it that need to be removed prior to placing the tomato (Fig. 7f).

Fig. 7 shows plans from Fast-Downward for different states and the *same* macro-level objective. We provide links to videos for each micro-plan execution in our supplementary

materials. When defining this domain as an HTN, we must define methods for every possible way of executing macro-actions. We observed this when implementing an HTN using PANDA_{Pi} and HDDL: just for pouring, we had to account for 8 variations of sub-task sequences, such as when an obstacle was present (blocking a container) or if the target container was not correctly oriented. Further, we must define a set of (primitive) actions for an HTN; we use the same set of micro-POs to define these actions. In addition to these actions, we defined a total of 19 methods for HTN planning. Our approach instead relies on the planner to determine what actions are geometrically feasible and necessary.

C. Transferability to New Scenarios

To demonstrate transferability, we perform two kinds of experiments over 25 trials in variable scenarios: 1) *whole recipe* execution, using all ingredients in the original recipe; and 2) *partial recipe* execution, using random ingredient subsets. Although the *same* object-level plan is found across all trials, each trial will result in different manipulation plans due to the configuration of objects (Fig. 6) in the scene (cases such as those in Sec. V-B). In addition, we show that FOON can be flexibly modified at the PDDL level to plan for novel scenarios using fewer objects without creating a new FOON via partial recipe execution. A trial is successful if all objects

TABLE I

SUCCESS RATES WITH RANDOMIZED CONFIGURATIONS OF SCENE OBJECTS FOR WHOLE RECIPE AND PARTIAL RECIPE EXECUTION.

Task	Execution Type	Avg. Plan Length	No. Successful Trials	% Success
Cocktail	Whole	27.9 ± 1.35	24/25	96%
	Partial	19.8 ± 3.57	23/25	92%
Salad	Whole	34.6 ± 1.78	20/25	80%
	Partial	24.9 ± 5.33	21/25	84%

are manipulated with a suitable action context and motion primitive while avoiding collisions that may cause remaining steps to fail. For example, if the robot knocks a bottle out of the workspace (i.e., table cells) before pouring, then the robot is unable to complete its corresponding macro-PO. Objects stacked on top of others would be placed in a free spot after use to avoid further removing them for remaining steps.

Since objects are randomly configured at the start of each trial, the robot has to rely on learned action contexts. We collected a total of 703 action contexts from demonstration (635 from the cocktail task and an additional 168 from the salad task), which can be generalized using the method from Sec. IV-B. We summarize our results in Table I. In the cocktail task, robot execution was 96% successful for whole execution and 92% for partial execution; in the salad task, robot execution was 80% successful for whole execution and 84% for partial execution. In some trials, the robot failed to complete the task due to object collision, as trajectories encoded by action contexts are not adapted to avoid collisions with objects lying in between manipulated ones. Despite the lack of collision avoidance mechanisms [31], however, the stored shapes were enough to avoid collisions in most cases.

D. Comparison to other Planning Methods

An advantage of using functional units to define PDDL problems is that it simplifies planning, where, rather than composing a single problem definition, our approach transforms each functional unit into smaller problem definitions, which benefits in a significantly reduced time complexity. To support this claim, we compared the average computation time over 10 cocktail scenes for three flavours of planning: (1) FOON-based planning, where we translate each functional unit into macro-problems (our approach in this work); (2) classical planning, where a single problem file is defined with goals of n functional units (where n ranges from 1 to the full plan length N); and (3) HTN planning implemented with PANDA_{P_i} and HDDL [30], where we define an HTN with tasks and methods using micro-PO definitions. We use A* search with two heuristics: landmark cut (LMCUT) and Fast Forward (FF)⁵. Running times were measured on a machine running Ubuntu 20.04 with 16 GBs of RAM and an Intel Core i5-8300H processor. A maximum allotted time of 20 minutes was set for each trial. We plot our findings as Fig. 8

⁵More details on these heuristics can be found here: <https://www.fast-downward.org/Doc/Evaluator>

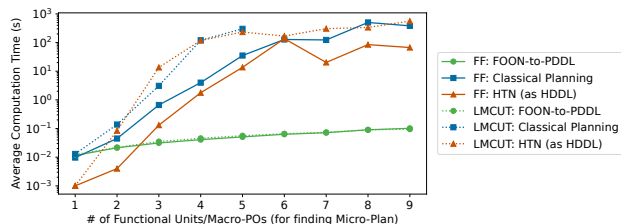


Fig. 8. Graph showing average planning times for solutions found over 10 cocktail scenes for 1) FOON-based planning, 2) classical planning, and 3) HTN planning (HDDL). We compare using landmark cut (LMCUT) and Fast Forward (FF) heuristics for A* search. This graph uses a log-scale to highlight timing differences. Plans beyond 5 functional units were not found within the allotted time using classical planning and LMCUT.

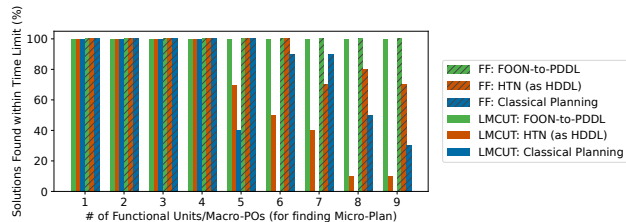


Fig. 9. Graph showing the percentage of scenes for which a solution was found within the allotted time of 20 minutes (best viewed in colour).

using a logarithmic scale to highlight the difference in time complexity between the three approaches and heuristics.

We can observe that FOON-based planning finds plans in significantly less time than the other methods, as the planner operates with smaller, independent search spaces, which is facilitated by perception for state updates. HTN planning found plans in shorter time for smaller problem sizes, but computation times gradually increase for problems larger than 3 functional units. It is also important to note that Fig. 8 shows averages for solutions that were found within 20 minutes; however, many problems beyond 4 functional units could not be found within the allotted time (Fig. 9).

With our approach, we can exploit optimal heuristics on smaller problem sets, thus allowing the robot to find and execute a plan in real-time. Furthermore, perception can be used between macro- and micro-actions to keep monitoring the state of the environment. Finally, FOON can be used schematically to enforce a high-level ordering of actions. One key example that requires such ordering is the *mixing* action. At the macro-level, mixing requires ingredients in a container, but at the micro-level, the only requirement is that the container is free of obstacles on top of it. Mixing at the micro-level results in the *container* being mixed (*is-mixed ?con*) rather than the ingredients being mixed. As a result, without a macro-level plan, a robot may acquire a plan that executes the mixing action before adding all ingredients.

VI. CONCLUSION

We introduce an approach to combine domain knowledge from the functional object-oriented network (FOON) and classical planning via PDDL to perform task planning for robotic execution. This is done through a hierarchical planning approach, which translates functional units of a FOON

graph to planning operators and predicates in PDDL notation. Using FOON to bootstrap lower-level task planning allows us to quickly obtain flexible solutions that can be tailored to the state of the robot’s environment, which is not necessary to be present in an object-level representation such as FOON.

Representations closer to human language and understanding such as FOON can be defined by us humans in an abstract yet intuitive way for robotics. Object-level representations like FOON are designed without committing to a specific robotic implementation of task execution. In other words, knowledge in FOON is domain-independent enough to be extended to new object types, environments, agents, or robots, and it can be made domain-specific to suit a specific set of robots, skill repertoires, and object instances. Rather, domain knowledge becomes domain- and robot-specific after translation from a macro-level to a micro-level description.

A. Limitations and Future Work

Despite the exceptional performance of our approach to transform FOON into long-horizon task plans, there are several limitations that we plan to address as future work. One issue is the open-loop nature of the robotic execution, which is unsuited to handle unexpected contingencies inherent to unstructured real-robot scenarios. We will explore re-planning options if actions fail in the same vein of prior work [27] and include geometric feedback at motion planning level in real-world settings. In addition, although DMPs tied to action contexts reproduce the shape and orientation of trajectories for demonstrated actions, they do not guarantee collision-free executions. We plan to incorporate mechanisms to adapt motion primitives for obstacle avoidance [31].

REFERENCES

- [1] D. Paulius and Y. Sun, “A survey of knowledge representation in service robotics,” *Robotics and Autonomous Systems*, vol. 118, pp. 13–30, 2019.
- [2] J. Gibson, “The theory of affordances,” in *Perceiving, Acting and Knowing: Toward an Ecological Psychology*, R. Shaw and J. Bransford, Eds. Hillsdale, NJ: Erlbaum, 1977.
- [3] Y. Sun, S. Ren, and Y. Lin, “Object-object interaction affordance learning,” *Robotics and Autonomous Systems*, 2013.
- [4] Y. Lin and Y. Sun, “Robot grasp planning based on demonstrated grasp strategies,” *Intl. Journal of Robotics Research*, vol. 34, no. 1, pp. 26–42, 2015.
- [5] D. Paulius, Y. Huang, R. Milton, W. D. Buchanan, J. Sam, and Y. Sun, “Functional Object-Oriented Network for Manipulation Learning,” in *2016 IEEE/RSJ International Conference on Intelligent Robots and Systems*. IEEE, 2016, pp. 2655–2662.
- [6] D. Paulius, A. B. Jelodard, and Y. Sun, “Functional Object-Oriented Network: Construction and Expansion,” in *2018 IEEE International Conference on Robotics and Automation*, 2018, pp. 5935–5941.
- [7] A. Agostini, M. Saveriano, D. Lee, and J. Piater, “Manipulation planning using object-centered predicates and hierarchical decomposition of contextual actions,” *IEEE Robotics and Automation Letters*, vol. 5, no. 4, pp. 5629–5636, 2020.
- [8] G. Konidaris, “On the necessity of abstraction,” *Current Opinion in Behavioral Sciences*, vol. 29, pp. 1–7, 2019.
- [9] O. Kroemer, S. Niekum, and G. Konidaris, “A review of robot learning for manipulation: Challenges, representations, and algorithms,” *Journal of Machine Learning Research*, vol. 22, no. 30, pp. 1–82, 2021. [Online]. Available: <http://jmlr.org/papers/v22/19-804.html>
- [10] D. McDermott, M. Ghallab, A. Howe, C. Knoblock, A. Ram, M. Veloso, D. Weld, and D. Wilkins, “PDDL – The Planning Domain Definition Language,” CVC TR-98-003/DCS TR-1165, Yale Center for Computational Vision and Control, Tech. Rep., 1998.
- [11] D. Paulius, A. Agostini, Y. Sun, and D. Lee, “A Road-map to Robot Task Execution with the Functional Object-Oriented Network,” *arXiv preprint arXiv:2106.00158*, 2021.
- [12] M. Ghallab, D. Nau, and P. Traverso, *Automated Planning: Theory and Practice*. Elsevier, 2004.
- [13] M. Tenorth and M. Beetz, “Representations for robot knowledge in the KnowRob framework,” *Artificial Intelligence*, vol. 247, pp. 151–169, 2017.
- [14] K. Ramirez-Amaro, M. Beetz, and G. Cheng, “Transferring skills to humanoid robots by extracting semantic representations from observations of human activities,” *Artificial Intelligence*, vol. 247, pp. 95–118, 2017.
- [15] L. P. Kaelbling and T. Lozano-Pérez, “Hierarchical task and motion planning in the now,” in *Proc. IEEE International Conference on Robotics and Automation (ICRA)*, 2011, pp. 1470–1477.
- [16] M. Toussaint, “Logic-geometric programming: An optimization-based approach to combined task and motion planning,” in *International Joint Conference on Artificial Intelligence*, 2015, pp. 1930–1936.
- [17] N. T. Dantam, Z. K. Kingston, S. Chaudhuri, and L. E. Kavraki, “An incremental constraint-based framework for task and motion planning,” *The International Journal of Robotics Research*, vol. 37, no. 10, pp. 1134–1151, 2018.
- [18] C. R. Garrett, T. Lozano-Pérez, and L. P. Kaelbling, “Pddlstream: Integrating symbolic planners and blackbox samplers via optimistic adaptive planning,” in *Proceedings of the International Conference on Automated Planning and Scheduling*, vol. 30, 2020, pp. 440–448.
- [19] A. Agostini, E. Celaya, C. Torras, and F. Wörgötter, “Action rule induction from cause-effect pairs learned through robot-teacher interaction,” in *International Conference on Cognitive Systems, COGSYS 2008*, 2008, pp. 213–218.
- [20] B. Quack, F. Wörgötter, and A. Agostini, “Simultaneously learning at different levels of abstraction,” in *2015 IEEE/RSJ International Conference on Intelligent Robots and Systems (IROS)*. IEEE, 2015, pp. 4600–4607.
- [21] Y. Yang, A. Guha, C. Fermuller, and Y. Aloimonos, “Manipulation action tree bank: A knowledge resource for humanoids,” in *Humanoid Robots (Humanoids), 2014 14th IEEE-RAS International Conference on*. IEEE, 2014, pp. 987–992.
- [22] H. Zhang and S. Nikolaidis, “Robot Learning and Execution of Collaborative Manipulation Plans from YouTube Cooking Videos,” *arXiv preprint arXiv:1911.10686*, 2019.
- [23] A. Agostini and D. Lee, “Efficient state abstraction using object-centered predicates for manipulation planning,” *arXiv preprint arXiv:2007.08251*, 2020.
- [24] A. B. Jelodard and Y. Sun, “Joint Object and State Recognition using Language Knowledge,” in *2019 IEEE International Conference on Image Processing (ICIP)*. IEEE, 2019, pp. 3352–3356.
- [25] M. Helmert, “The Fast Downward Planning System,” *Journal of Artificial Intelligence Research*, vol. 26, pp. 191–246, 2006.
- [26] A. J. Ijspeert, J. Nakanishi, H. Hoffmann, P. Pastor, and S. Schaal, “Dynamical Movement Primitives: Learning Attractor Models for Motor Behaviors,” *Neural Computation*, vol. 25-2, pp. 328–373, 2013.
- [27] A. Agostini, C. Torras, and F. Wörgötter, “Efficient interactive decision-making framework for robotic applications,” *Artificial Intelligence*, vol. 247, pp. 187–212, 2017.
- [28] T. Kulvicius, K. Ning, M. Tamosiunaite, and F. Wörgötter, “Joining movement sequences: Modified dynamic movement primitives for robotics applications exemplified on handwriting,” *IEEE Transactions on Robotics*, vol. 28, no. 1, pp. 145–157, 2011.
- [29] E. Rohmer, S. P. N. Singh, and M. Freese, “CoppeliaSim (formerly V-REP): a Versatile and Scalable Robot Simulation Framework,” in *Proc. of The International Conference on Intelligent Robots and Systems (IROS)*, 2013, pp. 1321–1326, <http://www.coppeliarobotics.com>.
- [30] D. Höller, G. Behnke, P. Bercher, S. Biundo, H. Fiorino, D. Pellier, and R. Alford, “HDDL: An Extension to PDDL for Expressing Hierarchical Planning Problems,” in *Proceedings of the AAAI Conference on Artificial Intelligence*, vol. 34, no. 06, 2020, pp. 9883–9891.
- [31] D. Urbaniak, A. Agostini, and D. Lee, “Combining task and motion planning using policy improvement with path integrals,” in *2020 IEEE-RAS International Conference on Humanoid Robots (Humanoids)*, 2021, pp. 149–155.