

# Long-Horizon Task and Motion Planning with Functional Object-Oriented Networks

David Paulius\*, Alejandro Agostini\*, and Dongheui Lee

**Abstract**—Following work on joint object-action representations, *functional object-oriented networks* (FOON) were introduced as a knowledge graph representation for robots. Taking the form of a bipartite graph, a FOON contains symbolic (high-level) concepts useful to a robot’s understanding of tasks and its environment for object-level planning. Prior to this paper, little has been done to demonstrate how task plans acquired from FOON via task tree retrieval can be executed by a robot, as the concepts in a FOON are too abstract for immediate execution. We propose a hierarchical task planning approach that translates a FOON graph into a PDDL-based representation of domain knowledge for manipulation planning. As a result of this process, a task plan can be acquired that a robot can execute from start to end, leveraging the use of action contexts and skills in the form of dynamic movement primitives (DMP). We demonstrate the entire pipeline from planning to execution using CoppeliaSim and show how learned action contexts can be extended to never-before-seen scenarios.

## I. INTRODUCTION

An ongoing trend in robotics research is the development of robots that can jointly understand human intention and action and execute manipulations for human domains. A key component for such intelligent and autonomous robots is a knowledge representation [1] that allows a robot to understand its actions in a way that mirrors how humans communicate about action. Inspired by the theory of affordance [2] and prior work on joint object-action representation [3], [4], the *functional object-oriented network* (FOON) was introduced as a knowledge graph representation for service robots [5]. A FOON describes the relationship between objects and manipulation actions through its nodes and edges, and aims to be a high-level task plan abstraction that is closer to human understanding of manipulation. Ideally, FOON graphs can be formed from demonstrations of action, which can be combined into a single network from which knowledge can be retrieved as task sequences known as task

This research was funded by the Helmholtz Association and the Austrian Science Fund (FWF) Project M2659-N38. This work began while the authors were members of the Human-centered Assistive Robotics group at the Technical University of Munich, Germany.

David Paulius (Email: dpaulius@cs.brown.edu) is affiliated with the Intelligent Robot Lab at Brown University, Rhode Island, United States.

Alejandro Agostini (Email: Alejandro.Agostini@uibk.ac.at) is affiliated with the Intelligent and Interactive Systems group at the University of Innsbruck, Austria.

Dongheui Lee (Email: dongheui.lee@tuwien.ac.at) is affiliated with the Autonomous Systems group at the Technical University of Vienna, Austria, and is also affiliated with the Institute of Robotics and Mechatronics, German Aerospace Center (DLR), Germany.

(Alejandro Agostini and David Paulius are co-first authors.) (Corresponding author: Alejandro Agostini and David Paulius.)

trees [5]. FOON supports reusing existing knowledge to learn “new” concepts based on semantic similarity [6].

Prior to this work, however, little has been done to integrate FOON with robotic systems, as the knowledge in a FOON is too abstract for manipulation planning [7]. Rather, a FOON is ideal for *object-level* planning, which is agnostic to the robot and its environment, as opposed to *task-level* planning, which deals more with the current state of the robot and its surroundings. Doing so requires connecting the high-level semantic concepts typically found in FOON to the low-level motion and object parameters through which a robot understands its actions and world [8]. For example, cooking recipes are object-level plans, but they would require task-level plans to ground object labels to instances in the world and skills to instructional verbs.

Therefore, to address task and motion planning (TAMP) using FOON, we introduce a hierarchical task planning approach to translate a FOON graph into a manipulation plan. Our algorithm creates a domain and problem definition in PDDL (short for *Planning Domain Definition Language*) [9] notation from a FOON, and they are used with an off-the-shelf planner to find a sequence of low-level actions or primitives that can be executed by a robot to achieve the intended results of executing the graph from start to end [10].

### A. Contributions

Our contributions are as follows:

- We introduce an approach to translate a high-level semantic FOON graph into a low-level manipulation planning problem for classical planning (PDDL).
- We show that using FOON significantly improves the time required for manipulation planning as opposed to conventional planning methods.
- We show how our approach can derive plan for novel scenarios, which may comprise of random object configurations or ingredient sets, without having to create a new FOON for those situations.

## II. BACKGROUND AND RELATED WORKS

### A. Functional Object-Oriented Networks

Formally, a FOON is a bipartite graph  $\mathcal{G} = \{\mathcal{O}, \mathcal{M}, \mathcal{E}\}$ , where  $\mathcal{O}$  and  $\mathcal{M}$  refer to two types of nodes respectively: *object nodes* and *motion nodes*. Object nodes refer to objects that are used in activities, including tools, utensils, ingredients or components, while motion nodes refer to actions that can be performed on said objects. An object node  $o \in \mathcal{O}$  is identified by its object type, its states, and, in some cases,

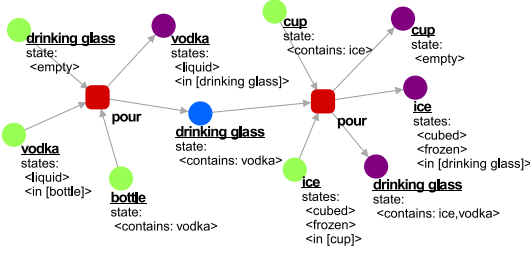


Fig. 1. An example of two functional units, which describe pouring vodka and ice into a drinking glass (best viewed in colour). Object nodes are denoted by circles, while motion nodes are denoted by squares. Here, input-only nodes are depicted in green, output-only nodes are depicted in purple, and nodes that are both input and output are depicted in blue.

its make-up of ingredients or components; a motion node  $m \in \mathcal{M}$  is identified by a motion or action type, which can refer to a manipulation (e.g., pouring, cutting, or shaking) or a non-manipulation action (e.g., frying or baking).

As a result of executing actions, objects may take on new states. State transitions are conveyed in structures known as *functional units* (denoted as  $\mathcal{FU}$ ), which describe object nodes before and after an action takes place. Specifically, a functional unit  $\mathcal{FU} = \{\mathcal{O}_{in}, \mathcal{O}_{out}, n\}$  contains a set of input nodes  $\mathcal{O}_{in}$ , a set of output nodes  $\mathcal{O}_{out}$ , and an intermediary motion node  $n$ . Functional units can be linked to planning operators (PO) that are used in planning languages such as PDDL [9]. From a FOON, a robot can identify states that determine when an action is completed. Figure 1 illustrates an example of two functional units describing a sequence of pouring vodka and ice into a drinking glass for a cocktail. Without considering states, we have the objects *drinking glass*, *cup*, *bottle*, *vodka* and *ice*. Note, however, that there are several instances of these objects, as their states will change as a result of execution; this is analogous to Petri Nets [11], where the firing of transitions cause a change in input place nodes. Each functional unit has the same motion node label of *pour*, yet the objects and effects of each action are different, thus treating these as two separate actions.

1) *Creating a FOON*: FOONs can be created by annotating manipulations from observation, such as video demonstrations, or, as we plan to explore in the near future, demonstrations from a human teacher. During the annotation process, it is important to note the objects, actions, and state changes that have been observed for achieving a specific goal, such as preparing a meal. As a result, one can obtain a FOON *subgraph* for several activities or recipes, which describes a sequence of functional units (and its corresponding objects and actions) to fulfill the given goal. A combination of two or more subgraphs form a *universal FOON*. This merging procedure consolidates all instances of object nodes and removes duplicate functional units that are common across different subgraphs [5]. Presently, the FOON dataset provides 140 subgraph annotations from which a universal FOON can be created; these annotations along with helper code are publicly available for use.<sup>1</sup>

2) *Planning with FOON*: Aside from representing knowledge in a symbolic manner, a robot can use FOON for object-level planning. Such a problem would entail answering the question: given a set of objects (e.g., tools, ingredients, or appliances), how can a robot create an object marked as a *goal node* in a FOON? Given that the robot can ground object instances to FOON nodes, we can rely on FOON to determine how those objects can be utilized to solve more complex problems. This knowledge retrieval procedure is denoted as *task tree retrieval* [5], where a *task tree* is a subgraph that describes the steps for solving a given problem based on the state of the robot’s environment. Task tree retrieval combines ideas from breadth-first and depth-first search (BFS and DFS), where, starting from the goal node or sub-goal nodes, we search backwards to find the functional units needed to make them (DFS), and for each of those units, we evaluate if their input conditions are met (BFS); this requires knowledge of the initial set of objects that could be made or that are already available to the robot.

Alternatively, if we want to perform a task tree retrieval operation without immediately considering the availability of objects or to find the best course of action that a robot can successfully execute, then one can also consider building a *path tree* [12] to retrieve possible combinations of action sequences that achieves the final goal. This retrieval method was introduced for finding the optimal task tree based on the robot’s success rate of executing its motion primitives.

## B. Related Work

There are many notable works that aim to represent knowledge for robots in a way that encourages reuse of experiences or use abstraction to improve task and manipulation planning. Frameworks such as KNOWROB [13] have been developed to combine knowledge bases with a query processing engine to allow robots to reason over beliefs of its environment. Previous work by Tenorth et al. [13] has shown how a robot can use its knowledge base for preparing meals such as pancakes and how a robot form queries over object or action properties. However, their main focus was on how to structurally define the knowledge base and infer the location of objects rather than storing or retrieving recipes or task sequences in a way that can be reused like FOON. We propose that FOON can serve as a schema that could be built upon reasoning engines or knowledge bases such as KNOWROB, which are tied to low-level robotic properties. Ramirez-Amaro et al. [14] investigated how semantic knowledge can be extracted and learned from demonstration, which can then be used by a robot to plan and reason to imitate demonstrated tasks, which included making pancakes and a sandwich. Although our work does not adopt the same degree of object and activity recognition, the recipe knowledge found in FOON is agnostic to the robot, and it is only through planning that we obtain a robot-specific plan based on the robot’s present environment.

In terms of hierarchical representations, approaches such as manipulation action trees [15] and hierarchical task networks (HTN) [16] share many similarities with FOON. In the case of HTNs, they can be used to represent abstract

<sup>1</sup>FOONets (FOON Website) – <http://www.foonetts.com>

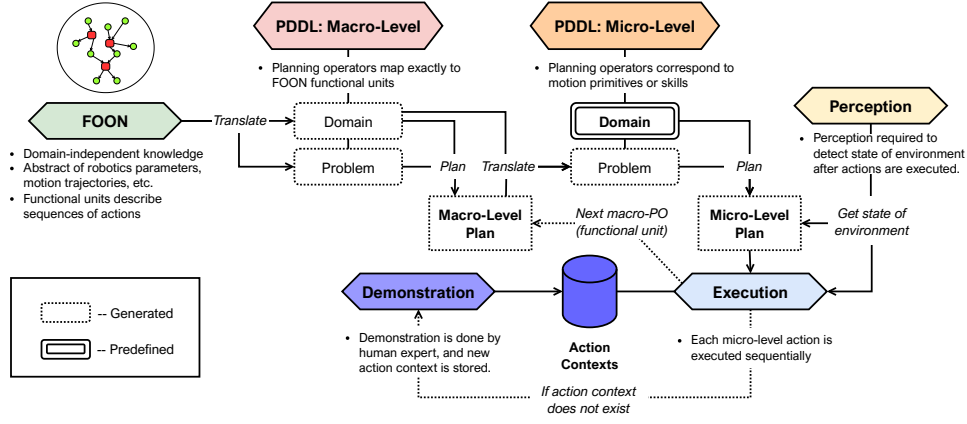


Fig. 2. Illustration of the entire procedure for: 1) translating a FOON graph into its macro-level domain and problem representation as PDDL, 2) decomposing each macro-level action (i.e., planning operator) into its respective micro-level PDDL problem, 3) planning at the micro-level using pre-defined motor skills (defined in the micro-level domain), and 4) executing the acquired micro-level task plan using action contexts learned from demonstration.

tasks (referred to as methods) that may be decomposed into a sequence of sub-tasks that can be immediately executed or achieved by an agent or robot. These higher-level tasks are similar to functional units in FOON, which would require a sequence of lower-level actions to achieve the intended goal of these action units. However, one major distinction between HTNs and our hierarchical planning approach is that we pose each higher-level task as sub-problems that are liable to change based on the environment, while an HTN's methods are typically fixed with a specific ordering of sub-tasks. Using knowledge from FOON as a schema allows us to derive domain-specific manipulation plans that are liable to change based on the configuration of the robot's workspace.

Similarly, previous work investigated how to encode macro planning operators into primitive operators for the execution of robotic tasks, combining macro operators and primitives into a single linear planning domain [17] or combining linear planning with reinforcement learning for the execution of primitives [18]. However, similar to HTN, macro operators are associated with a fixed sequence of primitive operators that are executed in a *reactive* manner. Manipulation action trees [15] and grammar [19] by Yang et al. have been shown to facilitate robotic planning and execution by representing robotic manipulation in a tree form. Similarly, Zhang and Nikolaidis aimed to construct executable task graphs for multi-robot collaboration, where graphs are used to describe what the robot should do to replicate actions observed from cooking videos [20]. However, when compared to FOON, the aforementioned task graphs are very domain-specific and do not show the same degree of flexibility, where they can be used in symbolic or object-level planning across various scenarios, as possible with FOON.

### III. MANIPULATION PLANNING WITH FOON

Up to this point, task execution with FOON as a robot's primary source of knowledge has not been thoroughly investigated. To achieve this, we need to consider how the knowledge in FOON can be connected to how the robot views or interacts with its surroundings. FOON can be

viewed as a *domain-independent* representation, while our objective is to translate it to a *domain-specific* representation, where abstracted concepts in a FOON are grounded to the physical world and to relevant robotic properties and skills. In the following subsections, we introduce our pipeline to connect a FOON to a manipulation planning framework. We provide an illustration of our approach as Figure 2.

#### A. FOON to PDDL Translation

To facilitate manipulation planning, we translate FOON graphs into PDDL [9], which is a language used for classical AI planning. PDDL-based planning requires two basic components: a *domain* definition and a *problem* definition. In the domain definition, we define the types of objects that may exist, object attributes or relations as *predicates*, and the types of actions that can be executed to change the state of the scenario as *planning operators*. In the problem definition, we instantiate the state of the world and specify a goal as that needs to be achieved using concepts (objects and/or relations) from the domain definition defined as predicates.

A FOON graph (either a task tree or a universal FOON) is hierarchically decomposed into two stages of translation and planning: *macro-level* and *micro-level* planning. The translation process is done as follows: first, a macro-level domain definition is created by parsing a FOON graph and translating each functional unit  $FU$  into planning operators referred to as *macro-PO*, where input object nodes  $O_{in}$  form preconditions and output object nodes  $O_{out}$  form effects. We illustrate an example of this translation as Figure 3.

With a task tree, we can then perform micro-level planning for completing a manipulation task, where each functional unit (as a macro-level planning operator) is decomposed into its own micro-level problem definition. If a universal FOON is provided as input to the framework, macro-level planning is intended to find a task tree, in lieu of the algorithm briefly described in Section II-A.2, where a macro-level problem definition is created for the intended goal in FOON. In the case where we may already have a task tree, we may simply use it as a solution for determining the

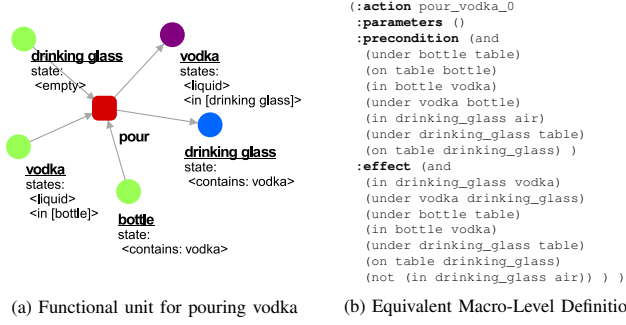


Fig. 3. Example of a functional unit for *pouring* vodka into a drinking glass and its equivalent definition in PDDL at the macro-level. Note here that vodka remains in the bottle because all of the bottle’s contents are not emptied as per the functional unit definition.

sequence of *macro-PO* solving. Using each *macro-PO* of the task tree, we define a micro-level problem definition, where preconditions and effects of a *macro-PO* form its initial state and intended goal. A micro-level domain definition is also provided, in which we predefine several planning operators (referred to as *micro-PO*) that are associated with skills as motion primitives. A manipulation plan, which is composed of *micro-PO* sequences for each *macro-PO*, can be acquired using an off-the-shelf planner such as Fast-Downward [21], which we use in our experiments.

### B. Translating FOON Objects to Predicates

An object  $o \in \mathcal{O}$  in a FOON is defined by a type and state attributes. When considering objects in PDDL, each object will be symbolically represented by one or more predicates, which are logical statements for facts used for planning. Objects in PDDL are described using two kinds of predicates: 1) spatial or geometrical relations, which are described using object-centered predicates [7], [22], and 2) predicates corresponding to physical states of matter.

1) *Geometrical relations*: Object-centered predicates are used to describe poses or locations of objects from each individual object perspective, as they relate to other objects within the robot’s environment. The object-centered approach permits consistently representing and propagating geometrical constraints during the heuristic search, rendering geometrically feasible plans. These predicates have the form of  $\langle \text{rel} \rangle \langle \text{obj}_1 \rangle \langle \text{obj}_2 \rangle$ , where  $\langle \text{rel} \rangle$  refers to the spatial relation type,  $\langle \text{obj}_1 \rangle$  refers to the focal object, and  $\langle \text{obj}_2 \rangle$  refers to the relative object. We use the relations *in*, *on*, and *under*, as these are typically attributed to object nodes in FOON. For instance, the predicate  $(\text{in bowl tomato})$  means that a *tomato* is inside of a *bowl*. Additionally, we adopt the convention from prior work [7] to describe an *empty* object as it containing *air* (i.e.,  $(\text{in } \langle \text{obj} \rangle \text{ air})$ ).

If an object in FOON does not have spatial state attributes, it is defaulted to being located on the robot’s working surface. At the macro-level, this is represented by an object label *table*, and thus certain objects will by default be on a table (i.e.,  $(\text{on table } \langle \text{obj} \rangle)$  and  $(\text{under } \langle \text{obj} \rangle \text{ table})$ ). At the micro-level, we opted to segment the table into smaller

cells in which objects may or may not be occupying these spaces. These table cells are described further in Section V. A table with no object on top of it is simply described as containing *air* (e.g.,  $(\text{on table air})$ ). As these details are not known ahead of time, a FOON will not have information on where each object is found or how they are oriented in the scene. Therefore, we defined functions to map object parameters (e.g., poses) to true and false values of predicates to instantiate the state for each micro-level problem definition.

2) *Physical features*: We also define predicates that correspond to physical features of matter and are temporally relevant for cooking. For instance, an object may naturally be *raw*, but it can then become *cooked* as a recipe progresses. Several states in FOON have been identified in related work on state recognition for cooking [23]. These states take the form of  $\langle \text{attribute} \rangle \langle \text{obj} \rangle$ , where  $\langle \text{attribute} \rangle$  refers to the relation type and  $\langle \text{obj} \rangle$  refers to the focal object. Examples of these states and their respective predicates include *is-whole* for the *whole* state, *is-sliced* for the *sliced* state, and *is-mixed* for the *mixed* state.

It is also important to note that some of these features become irrelevant from the micro-level manipulation planning perspective, and thus may not be present in micro-level problems. However, there may be other state predicates that are used to decide if a specific action is complete, thus narrowing the scope of attributes. For instance, it is important to know when an object is completely *chopped* so that it can be further processed or cooked. These object-states would require computer vision approaches to distinguish an object’s state from all other possible states it can take. For the time-being, these states in micro-level actions are always assumed to be true when its corresponding action is completed.

### C. Defining Micro-POs for Manipulation Planning

As mentioned before, each functional unit ( $FU \in \mathcal{G}$ ) is translated to *macro-PO* definitions, whose preconditions and effects directly map to input and output object nodes ( $\mathcal{O}_{in}$  and  $\mathcal{O}_{out}$  respectively). Each *macro-PO* obtained from a FOON graph is used to define a series of micro-level problems, where the goal is to achieve the effects of the *macro-PO* using a sequence of lower-level manipulation actions defined as *micro-PO*. Some of these actions refer to skills or primitives that are commonly defined as atomic skills, which can then be used consecutively with others. For instance, a functional unit for *pouring* in FOON can be broken down into a sequence of simpler actions: *pick* a source container, *pour* from source to target container, and *place* the source container to free the robot’s gripper. We defined *micro-PO* actions to characterize physical preconditions and expected effects of executing these skills, considering aspects such as the state of the robot’s gripper (being empty or not empty), the position and orientation of objects, and the available surfaces for robot-object and object-object interactions through the virtual object *air*. Examples of *micro-PO* definitions are provided as Figure 4. Further examples of planning operators can be found in previous work [7]. We also provide an example of how



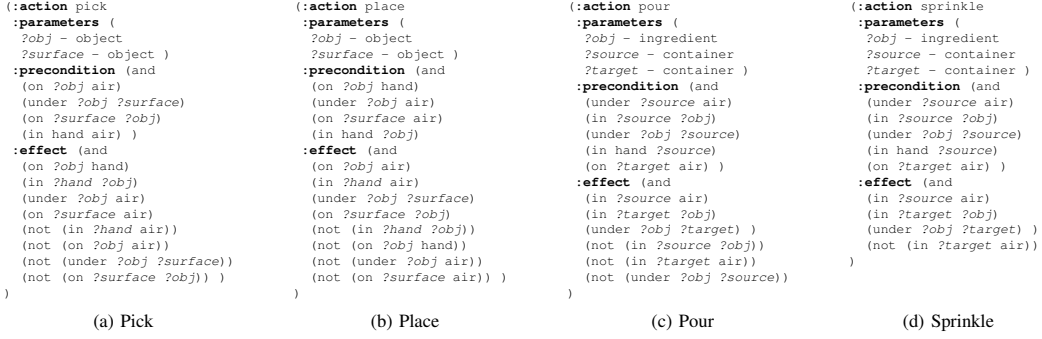


Fig. 4. Examples of *micro-PO* action definitions as used in our FOON-TAMP pipeline. For our experiments, to account for different sizes of objects, we defined two variations of the *place* PO for short- and long-surface objects.

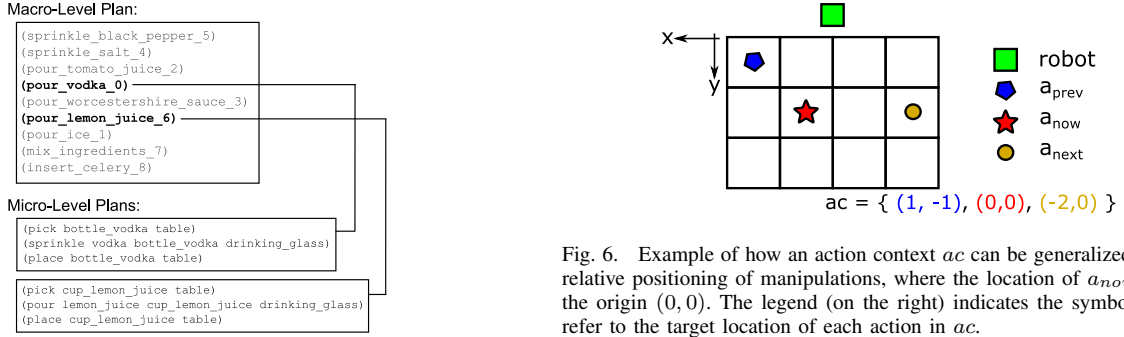


Fig. 5. Illustration of the mapping between macro-level plans to micro-level plans. A macro-level plan comprises several steps corresponding to *macro-PO*, while a micro-level plan corresponds to the solution to a single *macro-PO* and comprises several *micro-PO* steps.

*macro-PO* in a macro-level plan can be broken down into *micro-PO* steps as Figure 5.

#### IV. EXECUTION OF A MANIPULATION PLAN

A manipulation plan comprises a sequence of basic manipulation actions that permits reaching the intended effect associated to a high-level functional units in a FOON. These low-level steps are automatically generated using the micro-level problem and domain definition, and they can be linked to motion primitives corresponding to skills. Motion primitives are associated to tuples known as *action contexts* [7] that encode motion dependencies between consecutive actions in a plan for appropriate usage and successful execution.

##### A. Action Contexts

An action context is a data structure that is used to associate a motion trajectory to a sequence of low-level actions. Formally, an action context  $ac$  is represented as a tuple in the form of  $ac = (a_{prev}, a_{now}, a_{next}, m)$ , where  $a_{now}$  corresponds to an action being executed,  $a_{prev}$  and  $a_{next}$  refer to the preceding and proceeding actions, and  $m$  corresponds to the associated motion trajectory. Each action ( $a_{prev}$ ,  $a_{now}$ , or  $a_{next}$ ) is made up of the PO name and its object arguments (as found by the planner), and a set or library of action contexts is denoted as  $\mathcal{AC}$ . As in prior work [7], trajectories are represented as dynamic movement

Fig. 6. Example of how an action context  $ac$  can be generalized based on relative positioning of manipulations, where the location of  $a_{now}$  is set as the origin  $(0,0)$ . The legend (on the right) indicates the symbols used to refer to the target location of each action in  $ac$ .

primitives (DMP) [24], which use weights as forcing terms to preserve the shape of the original trajectory while allowing different initial and end positions for the robot's gripper.

##### B. Executing Action Contexts

When executing a micro-level plan  $\mathcal{P}$  with  $n$  actions (i.e.,  $\mathcal{P} = \{a_1, a_2, \dots, a_n\}$ ) to achieve the intended goal of a macro-level plan, a robot can search its library  $\mathcal{AC}$  to derive the appropriate primitive needed for a current action  $a_t$ , given that a robot has executed a prior action  $a_{t-1}$  and that it will then execute another action  $a_{t+1}$  (if available). To select the appropriate set of DMP parameters  $m$ , we first search for  $ac \in \mathcal{AC}$  that matches the present context at some time-step  $t$ , where  $a_{prev}$  is equal to  $a_{t-1}$ ,  $a_{now}$  is equal to  $a_t$ , and  $a_{next}$  is equal to  $a_{t+1}$ . In the likely case that an exact context match has not been found, we can use an approximate action context  $\tilde{ac}$  in  $\mathcal{AC}$ . To elaborate, each action context can be *generalized* using a coordinate-like tuple from the robot's point of reference, where  $a_t$  is considered as the origin point (target), while  $a_{t-1}$  and  $a_{t+1}$  are treated as points relative to the origin. This draws inspiration from previous work [25], where planning operators were generalized using relative positions to targets in a grid configuration for the game of Sokoban. By generalizing each  $ac$  into this form, we can easily find  $\tilde{ac}$  and reuse its associated motion primitive  $m$  with similar objects. For instance, an action context for a *black pepper shaker* can be extended to a similar object such as a *salt shaker*. We provide an example in Figure 6 to show how these relative coordinates are derived.

Finally, if no action context matching the current micro-level plan segment can be retrieved from  $\mathcal{AC}$ , a human demonstration is requested to generate a new action context using an incremental approach [7], where the associated set of DMP parameters are generated using the approach in related work [26]. Similar to prior work [7], the number of demonstrations decreases to zero as learning proceeds, and the robot becomes fully autonomous in the long run.

## V. EVALUATION

To validate our approach, we use a cooking scenario, which will be performed via simulation in CoppeliaSim [27]. For this work, we selected the *Bloody Mary cocktail* recipe from the FOON dataset. Although the knowledge in this graph is fixed, the manipulation plan obtained from macro- and micro-level planning can change based on the state of the environment (viz., object locations and configurations). Therefore, we show how this source of knowledge can be applied to randomly generated configurations of the scene while flexibly and appropriately reusing action contexts. A visualization of the original recipe graph and demonstration videos are provided as supplementary materials.<sup>2</sup>

We evaluate our approach with a series of experiments to show that: 1) low-level task plans tied to motion primitives can be demonstrated and appropriately reused in novel scenarios, 2) a hierarchical task planning framework using FOON allows us to flexibly obtain plans for low-level situations that may not fully match that of the schema proposed by a FOON, and 3) task planning using FOON functional units as a basis for sub-problems allows us to significantly improve computation time over conventional planning. To address 1) and 2), we will measure the average success rate of manipulation plan execution for scenarios with randomized configurations and/or ingredient subsets, while to address 3), we measure computation time as the overall time taken by the Fast-Downward [21] planner to find a solution.

### A. Experimental Setup

Using the CoppeliaSim platform, we designed a simple table-top environment with objects and tools to be manipulated by a single KUKA LBR4+ robot arm with a two-fingered Baxter gripper. We provide an image of the layout of the scene as Figure 7. To make it easier to replicate the cocktail recipe while preserving realism, we simplified certain steps in the recipe’s FOON for one-armed manipulation; for example, rather than squeezing a lemon for lemon juice, we provide a cup of lemon juice in the scene. This is similar to the cooking principle of *mise en place*. As mentioned in Section III, to facilitate perception, objects are placed on table cells that discretize the table surface. Since we have objects of different sizes, we separated them into two categories, small objects and large objects, which can be placed on small or large table cells respectively (examples labeled as (2) and (3) in Figure 7). In the scene, there are a total of 21 cells, where large table cells are used for placing large objects (marked as (12) to (14) in Figure 7).

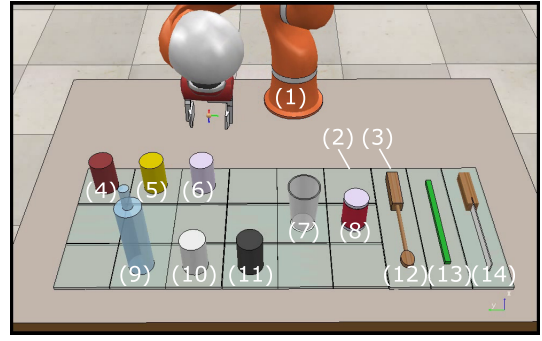


Fig. 7. Image of the simulated scene layout for the cocktail recipe in the CoppeliaSim environment. Objects in the scene are as follows: 1) KUKA LBR4+ robot arm with Baxter gripper, 2) a small table cell, 3) a large table cell, 4) cup of worcestershire sauce, 5) cup of lemon juice, 6) cup of ice, 7) drinking glass, 8) can of tomato juice, 9) bottle of vodka, 10) salt shaker, 11) black pepper shaker, 12) spoon, 13) celery stick, and 14) knife.

### B. Experiment: Transferability of Action Contexts

To illustrate the transferability of learned action contexts to new scenarios, we perform two kinds of experiments: 1) whole recipe execution, which follows the original recipe by using all ingredients, and 2) random ingredient subsets, which we refer to as partial recipe execution. Although the *same* object-level plan is found across all trials, the task-level plan for each trial will differ due to the objects in Figure 7 being randomly configured (e.g., the drinking glass may be upside-down, or objects may be stacked on top of others). As a result, manipulation plans can range between 26 and 28 micro-level steps. For each round, 25 trials of planning and execution are conducted via simulation. We deem a trial as a success if all objects are manipulated correctly with the appropriate motion primitive and action context while avoiding any collisions that would cause any remaining steps to fail. For example, if the robot knocks the bottle out of the workspace (i.e., table cells) before it gets the chance to pour its contents in the drinking glass, then the robot is unable to complete the vodka pouring macro-level action. From demonstration, we collected a total of 516 action contexts, which can be generalized using the approach from Section IV-B. Results are summarized in Table I.

1) *Whole recipe execution*: In the first round, the entire Bloody Mary cocktail recipe was performed. As objects are randomly configured at the start of each trial, the robot will have to rely on primitives from learned action contexts. Objects that are stacked on top of others would be placed in a free spot after they are used for pouring or sprinkling to avoid the need for removing it for remaining steps. We observed that the entire robot execution was 96% successful (24 out of 25 trials). The reason for failure was due to some objects being tipped or knocked out of the scene, which prevented the robot from completing some of the macro-level actions.

2) *Partial recipe execution*: In the second round, the Bloody Mary cocktail recipe was modified by planning over a subset of ingredients, where a plan would be generated that omits a random subset of ingredients. The objective is to further support FOON as a schema that can be flexibly

<sup>2</sup>Link to Supplementary Materials – <https://bit.ly/3FaQeUS>

TABLE I

SUCCESS RATES WITH RANDOMIZED CONFIGURATIONS OF SCENE OBJECTS FOR WHOLE RECIPE AND PARTIAL RECIPE EXECUTION.

Execution Type	Total Successful Trials	Percentage Success
Whole Recipe	24/25	96%
Partial Recipe	22/25	88%

modified in PDDL while planning for novel scenarios at the PDDL level without creating a new FOON. In this task, we observed that execution was 88% successful (22 out of 25 trials). As with the whole recipe scenario, the reason for failure was mainly due to stacked objects being tipped over that prevented further execution. In the case of whole recipe execution, all objects would be manipulated, resulting in objects being placed into individual locations safe from collision of other objects. However, in the case of partial recipe execution, certain objects would remain in stacked locations, and thus the likelihood of object collision from executing certain motion primitives was higher.

Overall, our findings show that action contexts can be reused for novel situations with high rates of success, granted that objects are of the same category or type, due to the generalization process from Section IV-B.

### C. Experiment: Planning with or without FOON

An advantage of using FOON and its notion of functional units to define problems in PDDL is that it simplifies planning. Rather than composing a single planning problem definition, our approach is to decompose each functional unit into smaller problem definitions, which has the benefit of a significantly reduced time complexity. To support this, we compared the average computation time over 10 trials in two flavours of planning: (1) creating FOON-based macro-level problems, where we translate each functional unit into macro-level problems (as done by our framework); and (2) creating a single, comprehensive problem definition. Specifically, in (2), rather than treating each functional unit as its own problem, we will create one problem file that captures the goals of  $n$  functional units from the retrieved task tree (where  $n$  ranges from 1 to the tree length  $N$ ).

To compare, we perform A\* search as provided by Fast-Downward [21] using two heuristics: landmark cut (LMCUT) and Fast Forward (FF).<sup>3</sup> Being an admissible heuristic, LMCUT allows A\* to find an optimal solution, while FF is non-admissible yet it can be used to find acceptable solutions. Running times were measured on a machine running Ubuntu 20.04 equipped with 16 GBs of RAM and an Intel Core i5-8300H processor. We plot our findings as Figure 8 using a logarithmic scale to better highlight the difference in time complexity between the two approaches and heuristics.

From the plot, we can observe that hierarchical planning with FOON allows us to obtain plans in significantly less

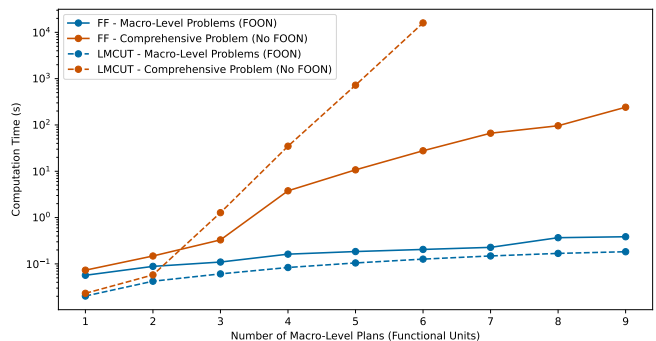


Fig. 8. Graph showing average computation times over all trials for FOON-based planning (using macro-level problems) and non-FOON-based planning (single problem) with A\* search using two kinds of heuristics: landmark cut (LMCUT) and Fast Forward (FF). This graph uses a logarithmic scale to better highlight timing differences. Times for LMCUT beyond 6 functional units could not be recorded due to memory limitations.

time than comprehensive planning, since the planner works with a much smaller search space. Using LMCUT in the non-FOON approach required a significantly longer amount of time to find a solution, so much that we were unable to complete the search for problems larger than 5 functional units. The FF heuristic in the non-FOON approach allowed us to find solutions in a shorter period of time but not as low as with hierarchical planning with FOON. The advantage of using FOON-based planning is that we can utilize optimal heuristics on smaller problem sets, which would allow the robot to find and execute a plan in real-time.

Another key advantage of FOON-based planning is that perception can be naturally incorporated between macro-level actions to account for unintended side effects of executing sub-action primitives. We observed that some motion primitives in our simulation experiments may cause collisions with other objects and thus shift the location of objects as originally seen at the start of execution. As a result, a comprehensive planning approach will not handle these situations well since a problem file cannot be rewritten until the search is complete. In addition, action order is preserved through the FOON structure, thus ensuring that certain actions are executed before others. One key example we observed in this experiment from using non-optimal search strategies in Fast-Downward is the *mixing* action. From a higher-level perspective, mixing requires that ingredients are poured into a container before execution. However, without this concept, a plan may be acquired that informs a robot to execute the mixing action before adding ingredients. Another example is *inserting* celery as a garnish, where plans from the non-FOON approach will perform this action earlier than needed (i.e., before all ingredients are added and mixed).

## VI. CONCLUSION

To summarize, we introduce an approach to combine domain knowledge from the functional object-oriented network (FOON) representation and classical planning via PDDL to perform manipulation planning for robotic execution, which

<sup>3</sup>More details on these heuristics can be found here: <https://www.fast-downward.org/Doc/Evaluator>

has not been investigated in prior work with FOON. This is done through a hierarchical task planning approach with the objective of translating functional units in a FOON graph to planning operators and predicates in PDDL. Using FOON to bootstrap lower-level task planning allows us to quickly obtain flexible solutions that correspond to the state of the robot's environment, which are not necessary to be present in a high-level abstraction such as FOON.

#### A. Future Work

As future work, to avoid having to learn every single context, we will explore how a robot could use a smaller action context library and break down trajectories into available action context parts. Related to this idea, we will also explore re-planning approaches if we encounter action failure or if action contexts have not been experienced before in the same vein of previous work [25]. Finally, we will also review methods to generalize knowledge and action contexts using semantic similarity [6], [28] to creatively extend concepts at the symbolic level or trajectories at the execution level to new object instances in the physical world.

#### REFERENCES

- [1] D. Paulius and Y. Sun, "A survey of knowledge representation in service robotics," *Robotics and Autonomous Systems*, vol. 118, pp. 13–30, 2019.
- [2] J. Gibson, "The theory of affordances," in *Perceiving, Acting and Knowing: Toward an Ecological Psychology*, R. Shaw and J. Bransford, Eds. Hillsdale, NJ: Erlbaum, 1977.
- [3] Y. Sun, S. Ren, and Y. Lin, "Object-object interaction affordance learning," *Robotics and Autonomous Systems*, 2013.
- [4] Y. Lin and Y. Sun, "Robot grasp planning based on demonstrated grasp strategies," *Intl. Journal of Robotics Research*, vol. 34, no. 1, pp. 26–42, 2015.
- [5] D. Paulius, Y. Huang, R. Milton, W. D. Buchanan, J. Sam, and Y. Sun, "Functional Object-Oriented Network for Manipulation Learning," in *2016 IEEE/RSJ International Conference on Intelligent Robots and Systems*. IEEE, 2016, pp. 2655–2662.
- [6] D. Paulius, A. B. Jelodard, and Y. Sun, "Functional Object-Oriented Network: Construction and Expansion," in *2018 IEEE International Conference on Robotics and Automation (ICRA)*. IEEE, 2018, pp. 5935–5941.
- [7] A. Agostini, M. Saveriano, D. Lee, and J. Piater, "Manipulation planning using object-centered predicates and hierarchical decomposition of contextual actions," *IEEE Robotics and Automation Letters*, vol. 5, no. 4, pp. 5629–5636, 2020.
- [8] O. Kroemer, S. Niekum, and G. Konidaris, "A review of robot learning for manipulation: Challenges, representations, and algorithms," *Journal of Machine Learning Research*, vol. 22, no. 30, pp. 1–82, 2021. [Online]. Available: <http://jmlr.org/papers/v22/19-804.html>
- [9] D. McDermott, M. Ghallab, A. Howe, C. Knoblock, A. Ram, M. Veloso, D. Weld, and D. Wilkins, "PDDL – The Planning Domain Definition Language," CVC TR-98-003/DCS TR-1165, Yale Center for Computational Vision and Control, Tech. Rep., 1998.
- [10] D. Paulius, A. Agostini, Y. Sun, and D. Lee, "A Road-map to Robot Task Execution with the Functional Object-Oriented Network," *arXiv preprint arXiv:2106.00158*, 2021, featured in *18th International Conference on Ubiquitous Robots (UR 2021)*.
- [11] C. A. Petri and W. Reisig, "Petri net," *Scholarpedia*, vol. 3, no. 4, p. 6477, 2008, revision #91647.
- [12] D. Paulius, K. S. P. Dong, and Y. Sun, "Task Planning with a Weighted Functional Object-Oriented Network," in *2021 IEEE International Conference on Robotics and Automation (ICRA)*. IEEE, 2021, pp. 3904–3910.
- [13] M. Tenorth and M. Beetz, "Representations for robot knowledge in the KnowRob framework," *Artificial Intelligence*, vol. 247, pp. 151–169, 2017.
- [14] K. Ramirez-Amaro, M. Beetz, and G. Cheng, "Transferring skills to humanoid robots by extracting semantic representations from observations of human activities," *Artificial Intelligence*, vol. 247, pp. 95–118, 2017.
- [15] Y. Yang, A. Guha, C. Fermüller, and Y. Aloimonos, "Manipulation action tree bank: A knowledge resource for humanoids," in *Humanoid Robots (Humanoids), 2014 14th IEEE-RAS International Conference on*. IEEE, 2014, pp. 987–992.
- [16] M. Ghallab, D. Nau, and P. Traverso, *Automated Planning: Theory and Practice*. Elsevier, 2004.
- [17] A. Agostini, E. Celaya, C. Torras, and F. Wörgötter, "Action rule induction from cause-effect pairs learned through robot-teacher interaction," in *International Conference on Cognitive Systems, COGSYS 2008*, 2008, pp. 213–218.
- [18] B. Quack, F. Wörgötter, and A. Agostini, "Simultaneously learning at different levels of abstraction," in *2015 IEEE/RSJ International Conference on Intelligent Robots and Systems (IROS)*. IEEE, 2015, pp. 4600–4607.
- [19] Y. Yang, Y. Li, C. Fermüller, and Y. Aloimonos, "Robot Learning Manipulation Action Plans by "Watching" Unconstrained Videos from the World Wide Web," in *29th AAAI Conference on Artificial Intelligence*, 2015, pp. 3686–3693.
- [20] H. Zhang and S. Nikolaidis, "Robot Learning and Execution of Collaborative Manipulation Plans from YouTube Cooking Videos," *arXiv preprint arXiv:1911.10686*, 2019.
- [21] M. Helmert, "The Fast Downward Planning System," *Journal of Artificial Intelligence Research*, vol. 26, pp. 191–246, 2006.
- [22] A. Agostini and D. Lee, "Efficient state abstraction using object-centered predicates for manipulation planning," *arXiv preprint arXiv:2007.08251*, 2020.
- [23] A. B. Jelodard and Y. Sun, "Joint Object and State Recognition using Language Knowledge," in *2019 IEEE International Conference on Image Processing (ICIP)*. IEEE, 2019, pp. 3352–3356.
- [24] A. J. Ijspeert, J. Nakanishi, H. Hoffmann, P. Pastor, and S. Schaal, "Dynamical Movement Primitives: Learning Attractor Models for Motor Behaviors," *Neural Computation*, vol. 25-2, pp. 328–373, 2013.
- [25] A. Agostini, C. Torras, and F. Wörgötter, "Efficient interactive decision-making framework for robotic applications," *Artificial Intelligence*, vol. 247, pp. 187–212, 2017.
- [26] T. Kulvicius, K. Ning, M. Tamosiunaite, and F. Wörgötter, "Joining movement sequences: Modified dynamic movement primitives for robotics applications exemplified on handwriting," *IEEE Transactions on Robotics*, vol. 28, no. 1, pp. 145–157, 2011.
- [27] E. Rohmer, S. P. N. Singh, and M. Freese, "CoppeliaSim (formerly V-REP): a Versatile and Scalable Robot Simulation Framework," in *Proc. of The International Conference on Intelligent Robots and Systems (IROS)*, 2013, pp. 1321–1326, <http://www.coppeliarobotics.com>.
- [28] M. S. Sakib, D. Paulius, and Y. Sun, "Approximate Task Tree Retrieval in a Knowledge Network for Robotic Cooking," *IEEE Robotics and Automation Letters*, 2022, (Accepted for IROS 2022).