

# RE-Tagger: A light-weight Real-Estate Image Classifier

Prateek Chhikara , Anil Goyal, and Chirag Sharma

Housing.com, India  
`{firstname.lastname}@housing.com`

**Abstract.** Real-estate image tagging is one of the essential use-cases to save efforts involved in manual annotation and enhance the user experience. This paper proposes an end-to-end pipeline (referred to as **RE-Tagger**) for the real-estate image classification problem. We present a two-stage transfer learning approach using custom InceptionV3 architecture to classify images into different categories (i.e., bedroom, bathroom, kitchen, balcony, hall, and others). Finally, we released the application as **REST API** hosted as a web application running on 2 cores machine with 2 GB RAM. The demo video is available here<sup>1</sup>.

## 1 Introduction

Over the past few years, the demand for online real-estate tools has increased drastically due to the ease of accessibility of the internet, especially in developing countries like India. There are many online real-estate platforms (e.g., Housing.com, Proptiger.com, Makaan.com, etc.) for owners, developers, and real-estate brokers to post properties for buying and renting purposes. Daily, these platforms receive 8,000 to 9,000 new listings consisting of approximately 60,000 to 70,000 house images belonging to different categories like bedroom, bathroom, kitchen, balcony, living room, etc. To enhance the customer experience, it is necessary to organize the listing images by tagging/categorizing images into one of these categories. Generally, a team of data annotators manually tag a massive volume of images, which is both costly and time-consuming. Moreover, manual tagging introduces a delay of approximately 40 hours from when seller upload the images on the platform to when the listing becomes online.

To overcome these challenges and enhance the user experience, we have developed an end-to-end pipeline for real-estate image tagging (called **RE-Tagger**). For any input image, the **RE-Tagger** categorizes the image into one of the six categories, i.e., bedroom, balcony, bathroom, kitchen, hall, and others. Concretely, we have used two-stage transfer learning using the custom InceptionV3 [5] architecture for multi-class image classification problem [1]. Finally, we released the pipeline as **REST API**, which runs in a web browser. It requires 2 cores machine with 2 GB RAM for hosting the API and can be easily hosted on edge devices.

<sup>1</sup> Demo Video is available at <https://www.youtube.com/watch?v=eVWkU7yb-3M>

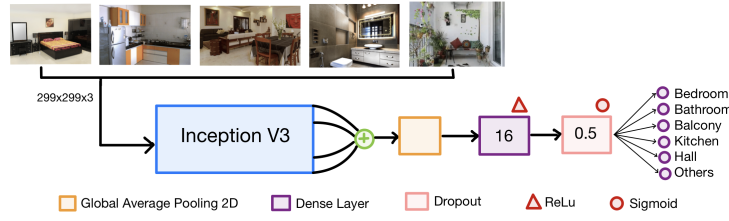


Fig. 1. Model Architecture

## 2 Model Training and Validation

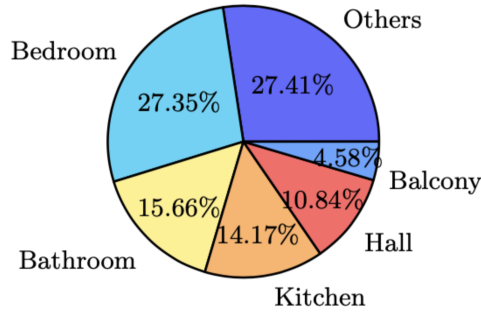
In this section, we present the proposed model architecture along with data acquisition and evaluation results.

### 2.1 Model Architecture

We have proposed a two-stage transfer learning approach using the custom InceptionV3 [5] model for the real-estate image classification problem. In the proposed architecture, we have replaced the final classification block of the original InceptionV3 with a global 2D average pooling layer, fully connected layer, dropout layer ( $rate = 0.5$ ), and softmax layer. Figure 1 illustrates the proposed architecture. Please note that, we have experimentally validated that InceptionV3 architecture provides best performance as compared to ResNet [3], VGG [4] and Xception [2] architectures on real-estate image classification task. For training the architecture, we have initialized the network with ImageNet weights followed by a two-stage transfer learning approach. In the first step, we freeze the base model and only fine-tune the newly added layers (global 2D average pooling, fully connected, dropout, and softmax layers) using Housing.com data. Further, we train the complete end-to-end network on Housing.com data in the second step. We have empirically selected the input image dimensions to be  $299 \times 299 \times 3$  without cropping and padding. The model training was performed for 50 epochs (both stages) using RMSProp as an optimizer with a learning rate of 0.0001 and discounting factor ( $\rho$ ) to be 0.9. We have used categorical cross-entropy as a loss function and set the batch size to 64.

### 2.2 Data Acquisition

We have collected 3.1 million manually annotated images from Housing.com’s databases. The majority of examples (approximately 73%) in the obtained dataset belong to the bedroom, bathroom, balcony, living, dining, and kitchen classes. Moreover, there is a high overlap between dining room and living room classes because residences generally do not have separate living and dining rooms in India. Therefore, we considered living and dining rooms a single class, i.e., ‘hall’. The images which do not belong to any of these categories are classified as ‘others.’ The detailed distribution of classes is shown in Figure 2.



**Fig. 2.** The distribution of classes in obtained dataset

**Table 1.** Obtained precision, recall and F1-scores on the test dataset over all the classes

Class	Balcony	Bathroom	Bedroom	Hall	Kitchen	Others
<b>Precision</b>	0.98	0.98	0.87	0.84	0.85	0.82
<b>Recall</b>	0.82	0.98	0.89	0.94	0.95	0.98
<b>F1-score</b>	0.90	0.98	0.88	0.89	0.90	0.90

### 2.3 Experimental Protocol and Results

For evaluation, we reserved 100K images for testing and the remaining for training. For training the model, we randomly under-sample the samples from the majority classes such that all the classes have an equal number of images at the time of training. After under-sampling, we had 1.2 million images consisting of 200K images from each class. Furthermore, the training dataset is divided into train and validation in the ratio of 9:1. Since the classes are imbalanced, we evaluated the learning algorithm in terms of Precision, Recall, and F1-score. Finally, in Table 1, we present the obtained results over all the classes. The results show that the proposed method performs more than 88% (in terms of F1-score) over all the classes.

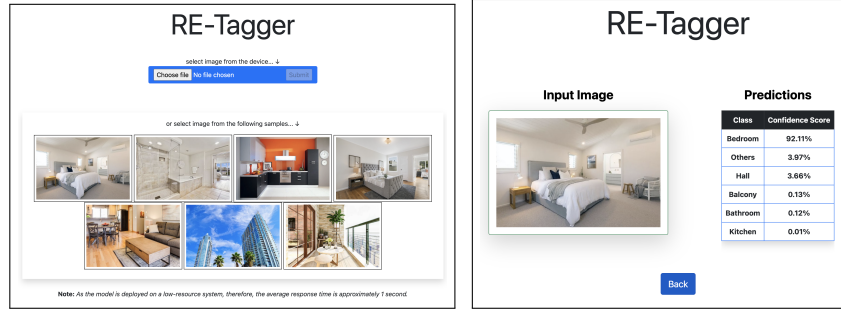
## 3 REST API and Web Application

RE-Tagger is developed in `Python` using Deep Learning frameworks: `Keras` and `Tensorflow`. We have released the application as REST API which is hosted as a web application running on 2 cores machine with 2 GB RAM. Please note that, the API can be easily hosted on edge devices as well.

In Table 2, we present the `Python` code snippet along with JSON response for making a HTTP POST request to REST API. The web interface of RE-Tagger is shown in Figure 3 where a user can upload a real-estate image to receive an API response in real-time.

**Table 2.** An example of Python code for making HTTP request to RE-Tagger API url using POST request along with output JSON response

Python Code	JSON Response
<pre>import requests url='http://127.0.0.1:5000/re-tagger' filename = 'path_to_file' files = {'image':(filename, open(filename, 'rb'))} response=requests.post(url,files=files) print(response.json())</pre>	<pre>{   "bedroom": "score",   "bathroom": "score",   "balcony": "score",   "kitchen": "score",   "hall": "score",   "others": "score" }</pre>

**Fig. 3.** Web Interface of RE-Tagger API with home page (left) and output page (right)

## 4 Conclusion

This demo paper introduces the RE-Tagger pipeline that classifies real-estate images into multiple categories: bathroom, bedroom, hall, etc. We proposed a two-stage transfer learning approach using a custom InceptionV3 model and released the application as REST API hosted as web application.

## References

1. Abou Baker, N., Zengeler, N., Handmann, U.: A transfer learning evaluation of deep neural networks for image classification. Machine Learning and Knowledge Extraction **4**(1), 22–41 (2022)
2. Chollet, F.: Xception: deep learning with depthwise separable convolutions. corr abs/1610.02357 (2016). arXiv preprint arXiv:1610.02357 (2016)
3. He, K., Zhang, X., Ren, S., Sun, J.: Deep residual learning for image recognition.” computer vision and pattern recognition (2015). Google Scholar There is no corresponding record for this reference pp. 770–778 (2015)
4. Simonyan, K., Zisserman, A.: Very deep convolutional networks for large-scale image recognition. arXiv preprint arXiv:1409.1556 (2014)
5. Szegedy, C., Vanhoucke, V., Ioffe, S., Shlens, J., Wojna, Z.: Rethinking the inception architecture for computer vision. In: Proceedings of the IEEE conference on computer vision and pattern recognition. pp. 2818–2826 (2016)