
DTG-SSOD: Dense Teacher Guidance for Semi-Supervised Object Detection

Gang Li^{1,2}, Xiang Li^{1*}, Yujie Wang², Yichao Wu², Ding Liang², Shanshan Zhang^{1*}

¹Nanjing University of Science and Technology ²SenseTime Research
{gang.li, xiang.li.implus, shanshan.zhang}@njust.edu.cn
{wangyujie, wuyichao, liangding}@sensetime.com

Abstract

The Mean-Teacher (MT) scheme is widely adopted in semi-supervised object detection (SSOD). In MT, the *sparse* pseudo labels, offered by the final predictions of the teacher (e.g., after Non Maximum Suppression (NMS) post-processing), are adopted for the *dense* supervision for the student via hand-crafted label assignment. However, the “sparse-to-dense” paradigm complicates the pipeline of SSOD, and simultaneously neglects the powerful direct, dense teacher supervision. In this paper, we attempt to directly leverage the dense guidance of teacher to supervise student training, i.e., the “dense-to-dense” paradigm. Specifically, we propose the Inverse NMS Clustering (INC) and Rank Matching (RM) to instantiate the dense supervision, without the widely used, conventional sparse pseudo labels. INC leads the student to group candidate boxes into clusters in NMS as the teacher does, which is implemented by learning grouping information revealed in NMS procedure of the teacher. After obtaining the same grouping scheme as the teacher via INC, the student further imitates the rank distribution of the teacher over clustered candidates through Rank Matching. With the proposed INC and RM, we integrate Dense Teacher Guidance into Semi-Supervised Object Detection (termed “DTG-SSOD”), successfully abandoning sparse pseudo labels and enabling more informative learning on unlabeled data. On COCO benchmark, our DTG-SSOD achieves state-of-the-art performance under various labelling ratios. For example, under 10% labelling ratio, DTG-SSOD improves the supervised baseline from 26.9 to 35.9 mAP, outperforming the previous best method Soft Teacher by 1.9 points.

1 Introduction

Thanks to plenty of annotated data, deep learning based computer vision has achieved great success in the past few years [1–3]. However, labeling accurate annotations is usually labour-consuming and expensive, especially for dense prediction tasks [4–7], such as object detection, where multiple bounding boxes with their corresponding category labels need to be annotated extensively for each image. Some works attempt to leverage easily accessible unlabeled data to promote object detection in a semi-supervised manner [8–11]. The model is first initialized by learning on the labeled data. Then it is adopted for generating pseudo labels (i.e., pseudo bounding boxes and category labels) on the unlabeled data for training.

Recently, advanced Semi-Supervised Object Detection (SSOD) methods follow the Mean-Teacher paradigm [13], where a stronger teacher model is built from the student model via Exponential Moving Average (EMA) to produce supervision signals over unlabeled data. Nevertheless, all of the previous methods [8–10, 12, 11, 14] adopt *sparse* pseudo labels after the post-processing (e.g., NMS and score

*Corresponding author.

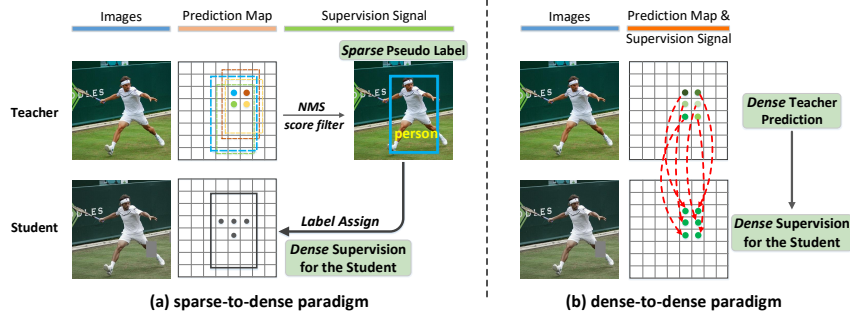


Figure 1: Comparison of the teacher supervision signals: (a) previous methods [8, 9, 12] perform NMS and score filtering for teacher to obtain *sparse* pseudo labels, which are further converted to dense supervision of the student via the label assignment; (b) the proposed DTG-SSOD directly employs *dense* predictions of the teacher as the *dense* guidance for the student.

filtering) as the supervision, passed from the teacher to student. To guarantee the precision of pseudo labels, a high score threshold (e.g., 0.9) is usually selected to filter coarse detection boxes and only a few pseudo boxes could survive. Through the hand-crafted label assignment strategy [15–17], the detector transfers *sparse* pseudo labels into *dense* supervision for student training, which is termed the “sparse-to-dense” paradigm. Such sparse pseudo labels neglect some important properties of object detection (e.g., dense predictions, contextual relations between neighbouring samples), and lack of informative and dense teacher guidance, leading to limited benefits for learning on the unlabeled data. In Fig. 1, we illustrate the “sparse-to-dense” paradigm, where the sparse pseudo labels originated from the dense predictions of teacher are adopted for the dense supervision of student. This process involves many handcrafted components (e.g., NMS, score thresholding, and label assignment), which inevitably introduce accumulated noise/bias to supervisory signals for student. Therefore, it is more intuitive to adopt the “dense-to-dense” paradigm, i.e., directly employing *dense* predictions of teacher to guide the training of student, whilst abandoning the intermediate operations (NMS, sparse pseudo labels, label assignment, etc.).

In this work, to implement the “dense-to-dense” paradigm, we propose to enforce the student to mimic the behavior of the teacher model. Specifically, the behaviour is motivated from the procedure how dense samples perform NMS, an essential post-processing scheme for popular detectors. To regularize the consistency on NMS behaviour between the teacher and student, we introduce Inverse NMS Clustering (INC) and Rank Matching (RM). INC leads the student to group the candidate boxes into clusters in NMS as the teacher does. In the process of NMS, candidates are grouped into multiples clusters. Within each cluster, teacher candidates are supposed to predict the identical object, which will assign training labels to the corresponding student samples in turn. Different from the previous sparse-to-dense paradigm, where sparse pseudo labels are converted to student training labels via the hand-crafted label assignment, our dense-to-dense paradigm assigns dense training labels based on grouping information by reversing the NMS process of the teacher. Based on INC where the student obtains the same grouping scheme of NMS with the teacher, we further introduce Rank Matching to align the score rank over the clustered candidates between teacher and student. NMS suppresses the duplicated detection and reserves only one box for each cluster through the rank of clustered candidates. Therefore, the rank of the samples within each cluster could contain rich relationship learned by the teacher and it can behave as informative dense supervision which guides the student to reserve as the same candidates as the teacher during NMS.

Through the proposed INC and RM, the teacher model provides not only fine-grained and appropriate training labels, but also informative rank knowledge, realizing Dense Teacher Guidance for SSOD (DTG-SSOD). To validate the effectiveness of our method, we conduct extensive experiments on COCO benchmark under Partially Labeled Data and Fully Labeled Data settings. Under the Partially Labeled Data, where only 1%, 2%, 5%, and 10% images are labeled, the proposed DTG-SSOD achieves the state-of-the-art performance, for example, under 5% and 10% labelling ratios, DTG-SSOD surpasses the previous best method Soft Teacher by +1.2 and +1.9 mAP, respectively. Under the Fully Labeled Data, where the unlabeled2017 set is used as unlabeled data, the proposed DTG-SSOD not only achieves the best performance (45.7 mAP), but also improves the learning efficiency, e.g., DTG-SSOD halves the training iterations of Soft Teacher but achieves even better performance.

2 Related Work

Semi-Supervised Image Classification (SSIC) The pseudo labeling [18–20] is a popular pipeline, where unlabeled data is labeled by the model itself, and then combined with labeled data to act as training examples in the cycle self-training manner. In the pseudo-labeling, hard pseudo labels are usually used with a confidence-based thresholding where only images with high confidence can be retained. Recently, some improvements [21–23] on pseudo-labeling are proposed, for example, Curriculum Labeling [21] proposes that restarting model parameters before each training cycle can promote self-training; Noisy Student Training [22] adopts an equal-or-larger model with noise injected to learn the pseudo labels, which are generated in the last self-training cycle. Apart from hard pseudo labels, Noisy Student Training also tried soft pseudo labels, observing that for in-domain unlabeled images, both hard and soft pseudo labels perform well, while for out-of-domain unlabeled data, soft pseudo labels can work better. On the other hand, based on the insight that the model should be robust to input perturbations, UDA [24] designs advanced data augmentations and enforces the model to predict the similar class distributions for the differently augmented inputs. Here, soft labels (i.e., distributions) are superior in measuring the distance between different model predictions over the hard ones. As another strong method, FixMatch [25] introduces a separate weak and strong augmentation and converts model predictions into hard labels, since the labels with low entropy are believed to be beneficial in their pipeline. To conclude, previous SSIC works investigate various forms of supervisory signals (including hard and soft pseudo labels), and observe the form of supervision signals matters in semi-supervised learning, which inspires us to investigate the optimal supervision form for semi-supervised object detection.

Semi-Supervised Object Detection (SSOD) CSD [26] is an early attempt to construct consistency learning for horizontally flipped image pairs, where only the flip transformation can be used as the augmentation, which greatly limits its performance. STAC [27] borrows the separate weak and strong augmentation from FixMatch [25] and applies it to SSOD, obtaining promising performance. After that, [9, 10, 12, 8] abandon the conventional multi-phase training and update the teacher model from the student via EMA after each training iteration. Apart from the framework, previous works promote SSOD from two main perspectives: designing advanced data augmentation and improving the precision of pseudo labels. For the former one, Instant-Teaching [9] introduces more complex augmentations for unlabeled data, including Mixup and Mosaic; MUM [14] designs a Mix/UnMix data augmentation, which enforces the student to reconstruct unmixed feature for the mixed input images. As for the latter, through ensembling the teacher model on input images and prediction head, respectively, Humble Teacher [10] and Instant-Teaching [9] reduce confirmation bias of the pseudo labels; Soft Teacher [8] selects reliable pseudo boxes by averaging regression results from multiple jittered boxes; Rethinking Pse [11] converts the box regression to a classification task, making localization quality easy to estimate. Different from these methods, which all adopt sparse pseudo boxes with category labels as the supervisory signal, our method investigates the new form of supervision for the first time and proposes to replace sparse pseudo labels with more informative dense supervision.

3 Method

The mechanism of weak-strong augmentation pairs shows promising performance in SSOD. Based on it, we first build an end-to-end pseudo-labeling baseline, described in Sec. 3.1, through which we explain the task formulation of SSOD and the conventional sparse-to-dense paradigm. Then in Sec. 3.2, we introduce the proposed Inverse NMS Clustering (INC) and Rank Matching (RM), i.e., the key two components of the proposed DTG-SSOD.

3.1 Sparse-to-dense Paradigm

Task Formulation. The framework of SSOD is illustrated in Fig. 2(a). The Mean-Teacher scheme is a common practice for previous works [8, 9, 12, 10] and realizes the end-to-end training, where the teacher is built from the student via EMA after each training iteration. The teacher takes weakly augmented (e.g., flip and resize) images as input to generate pseudo labels, while the student is applied with strong augmentations (e.g., cutout, geometry transformation) for training. Strong and appropriate data augmentations play an important role, which not only increase the difficulty of student tasks and alleviate the over-confidence issue [24], but also enable the student to be invariant

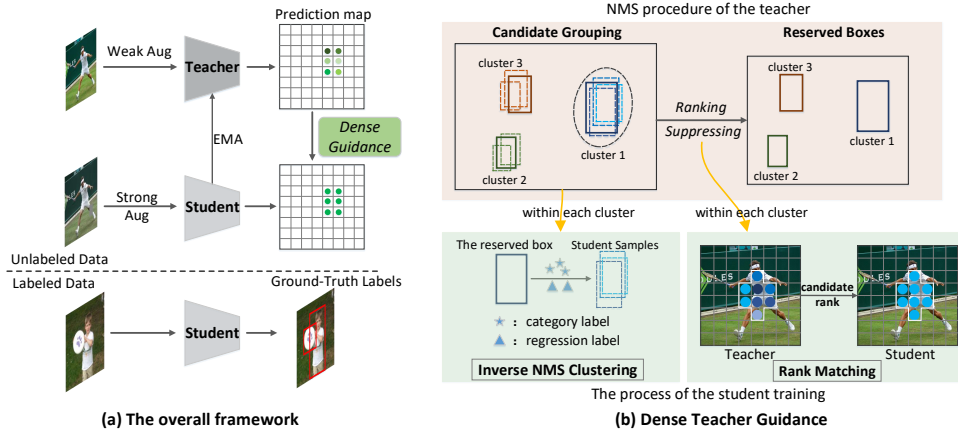


Figure 2: (a) The framework of the proposed DTG-SSOD. The training batch consists of both labeled and unlabeled data. On the unlabeled data, the teacher provides the dense guidance, rather than sparse pseudo labels, to supervise the dense training samples of the student. (b) The NMS procedure of the teacher is depicted, which guides the student training. Specifically, Inverse NMS Clustering enables the student to perform the same candidate grouping as the teacher via assigning appropriate training labels for it; Rank Matching provides relation information over clustered candidates for the student.

to various input perturbations, leading to robust representation learning [22, 25]. In this work, we borrow the data augmentations from Soft Teacher [8], and more details can be found in Appendix. Each training batch consists of both labeled data $\{x_i^l, y_i^l\}_{i=1}^{N_l}$ and unlabeled data $\{x_i^u\}_{i=1}^{N_u}$, which are mixed according to the ratio $r = \frac{N_l}{N_u}$, where N_l and N_u are the number of labeled and unlabeled images in each batch. The overall loss function of SSOD is formulated as:

$$\mathcal{L} = \mathcal{L}^l + \alpha \mathcal{L}^u, \quad (1)$$

where α controls the contribution of losses on labeled data \mathcal{L}^l and unlabeled data \mathcal{L}^u .

Sparse-to-dense Baseline. All previous SSOD approaches [8, 9, 12, 10] are based on the sparse-to-dense mechanism, where sparse pseudo boxes with category labels are generated to behave as ground-truths for the student training. It comes with confidence-based thresholding where only pseudo labels with high confidence (e.g., larger than 0.9) are retained. This makes foreground supervision on unlabeled data much sparser than that on labeled data, therefore, the class imbalance problem is amplified in SSOD and impedes the detector training severely. To alleviate this issue, we borrow some strengths of previous works: Soft Teacher [8] sets the mixing ratio r to 1/4 to sample more unlabeled data in each training batch, which makes the number of foreground samples on unlabeled data approach that on labeled data; Unbiased Teacher [12] replaces the cross-entropy loss with the Focal loss [15], reducing the gradient contribution from easy examples. Both of these two improvements, i.e., the appropriate mixing ratio r (1/4) and Focal loss, are adopted in the sparse-to-dense baseline and our dense-to-dense DTG method. Because the teacher only provides *sparse* pseudo labels, which are further converted into the *dense* supervision for the student training, these methods are termed “sparse-to-dense” paradigm. In theory, our SSOD method is independent of the detection framework and can be applicable to both one-stage and two-stage detectors. For a fair comparison with previous works, we use the Faster RCNN [16] as the default detection framework.

3.2 Our method: Dense-to-dense paradigm

Pseudo labels in SSOD contain both bounding boxes and category labels. Considering that classification scores are not strongly correlated with localization quality [28, 3, 29, 30], although confidence-based thresholding can filter out many false positives, the localization quality of pseudo boxes is not guaranteed. Poorly-localized pseudo boxes will mislead the label assignment and confuse the decision boundary. Therefore, previous methods [11, 8] design two separate sets of indicators to measure the confidence of categories and box locations, which complicates the SSOD pipeline. Moreover, the sparse-to-dense paradigm neglects some important properties of object detection and lacks of powerful direct, dense teacher guidance. Motivated by these, we propose to directly employ teacher’s

dense predictions to supervise the student’s training, termed “dense-to-dense” paradigm, abandoning the explicit sparse pseudo boxes.

Dense predictions widely exist in both RPN and RCNN stages. Specifically, in the RPN stage, multiple anchors are usually tiled on each feature map grid [16, 15]; while in the RCNN stage, taking 2,000 proposals as training samples is a common practice [16]. Compared against the sparse pseudo labels, dense predictions of the teacher contain rich knowledge, and we attempt to pass it to the student by enforcing the student to mimic the dense behaviour of the teacher. Specifically, we analyze how teacher’s dense samples perform to eliminate redundancy in the process of Non Maximum Suppression (NMS). Based on the analysis, we design Inverse NMS Clustering and Rank Matching to regularize consistency on the NMS procedure between the teacher and student, from which the student can obtain precise training labels and informative supervision signals.

However, implementing dense mimic is not trivial. Due to the separate weak-strong augmentations, one-to-one correspondence between the samples of the teacher and student can not be easily identified. We design a simple yet effective matching strategy to address this. For the R-CNN stage, we directly copy the teacher proposals to the student RCNN, realizing one-to-one correspondence. For the RPN stage, since the feature map sizes and pre-set anchors differ between teacher and student, we first transfer the teacher’s anchors to the space of student through box transformation. Then we assign the teacher’s anchors to the corresponding FPN level based on the anchor box scale. The index of target FPN level m_i can be calculated by: $m_i = \log_2 \frac{area_i}{S}$, where $area_i$ refers to the area of the teacher anchor box t_i , and S is a hyper-parameter and set to 32. Once the target FPN level m_i is obtained, we calculate the Intersection-over-Unions (IoUs) between the teacher anchor t_i and all student anchors $\{s_j\}^{j \in m_i}$ belonging to the FPN level m_i , and set the student anchor with the largest IoU as the corresponding one: $s_i = \arg \max IoU(t_i, s_j), j \in m_i$. Through the proposed matching strategy, one-to-one correspondence between training samples of the teacher and student is identified, making dense behaviour imitation possible.

Inverse NMS Clustering. We first revisit the mechanism of NMS by taking RCNN stage as the example. Before NMS, predicted bounding box offsets are applied on proposals to derive regressed boxes. Then a pre-defined score threshold τ filters out clear background detection boxes. For the remaining detection boxes (or candidates), NMS conducts clustering on them based on their categories and locations. As a result, candidates are grouped into multiple clusters and in each cluster, candidates are supposed to predict the same object. At last, only one candidate with the highest confidence can be retained and others will be suppressed. The process is illustrated in Fig. 2(b).

To regularize consistency on the NMS behaviour of the teacher and student, we enforce the student to perform the same candidate grouping as the teacher. In the NMS procedure of the teacher, candidates will be grouped into multiple clusters, and the cluster indexed by j can be defined as $C_j^t = \{b_i^t, c_i^t\}_{i=1}^{N_j}$, where b and c refer to the bounding box and category, respectively, and N_j is the number of candidates belonging to C_j . In each cluster of the teacher (taking $C_j^t = \{b_i^t, c_i^t\}_{i=1}^{N_j}$ as an example), the candidates own the same category c (i.e., $c_1^t = \dots = c_i^t = c$), and highly-overlapped boxes $\{b_i\}_{i=1}^{N_j}$, thus they are supposed to predict the identical object. Here, we take the finally reserved box $\{b_k^t, c\}$ to represent the detection target of C_j . Then the target $\{b_k^t, c\}$ will inversely assign training labels to the corresponding student samples $\{b_i^s, c_i^s\}_{i=1}^{N_j}$. To be specific, the category label c is employed to supervise the classification predictions of the student: $\{c_i^s\}_{i=1}^{N_j}$, and the classification loss can be formulated as:

$$\mathcal{L}_{cls}^u = \frac{\sum_{i=1}^{N_j} f_{cls}(c_i^s, c)}{N_j}, \quad (2)$$

where f_{cls} refers to the Focal loss [15]. Besides, for those teacher samples, whose scores are lower than the NMS threshold τ , they are clear background ones and excluded from the NMS procedure, thus we assign background labels to their corresponding student samples. For the regression task, we directly take the reserved box b_k^t as the regression target for $\{b_i^s\}_{i=1}^{N_j}$. We describe the regression loss as:

$$\mathcal{L}_{reg}^u = \frac{\sum_{i=1}^{N_j} f_{reg}(b_i, b_k^t)}{N_j}, \quad (3)$$

where b_k^t is obtained by transforming the b_k^t to the student space; f_{reg} refers to regression loss, e.g., Smooth L1 Loss [16]. There is a clear difference between our method and the traditional sparse-to-

dense paradigm. Our method calculates classification and regression labels according to the grouping information revealed in the NMS procedure of the teacher, whilst the sparse-to-dense paradigm employs some hand-crafted label assignment strategies [17, 15, 16] to convert sparse pseudo labels into student’s dense training labels, which loses rich teacher guidance.

Rank Matching. Through the Inverse NMS Clustering, the student can obtain the same grouping scheme as the teacher. Based on it, we further introduce Rank Matching to align the score rank over clustered candidates between the teacher and student. In each NMS cluster, the candidate boxes are ranked according to the classification scores, then only one candidate can be retained regarding the candidate rank. Therefore, the rank of candidates could contain rich relationship information. In object detection, the candidate rank is validated to be a key element and can affect detection performance much [28, 3, 29, 31]. For example, GFL [28] proposes that taking IoUs between predicted boxes and ground-truths as classification targets contributes to a more precise rank. Different from these methods, our Rank Matching models the score rank over clustered candidates to align the NMS behaviour of the teacher and student. Exactly, we model the score distribution of the teacher and student over the cluster $C_j = \{p_i\}_{i=1}^{N_j}$ as:

$$\mathcal{D}(p_i^t) = \frac{\exp(p_i^t/T)}{\sum_{k=1}^{N_j} \exp(p_k^t/T)}, \quad \mathcal{D}(p_i^s) = \frac{\exp(p_i^s/T)}{\sum_{k=1}^{N_j} \exp(p_k^s/T)}, \quad (4)$$

where p_i indicates the probability from the target category of the i th candidate, and T is the temperature coefficient. The Kullback-Leibler (KL) divergence is adopted to optimize the distance between $\mathcal{D}(p_i^t)$ and $\mathcal{D}(p_i^s)$:

$$\mathcal{L}_{RM} = - \sum_{i=1}^{N_j} \mathcal{D}(p_i^t) \log \frac{\mathcal{D}(p_i^s)}{\mathcal{D}(p_i^t)}. \quad (5)$$

Then \mathcal{L}_{RM} is averaged over all NMS clusters. Rank Matching not only provides relationship information but also enables the student to reserve the identical candidates in each NMS cluster as the teacher. The overall loss function on unlabeled data is defined as:

$$\mathcal{L}^u = \mathcal{L}_{cls}^u + \mathcal{L}_{reg}^u + \beta \mathcal{L}_{RM}^u, \quad (6)$$

where β controls contribution of rank matching loss.

4 Experiments

4.1 Dataset and Evaluation Metric.

We benchmark our proposed method on the challenging dataset, MS COCO [32]. Following the convention [27, 8, 12, 9], two training settings are provided, namely **Partially Labeled Data** and **Fully Labeled Data** settings, which validate the method with limited and abundant labeled data, respectively. The val2017 set with 5k images is used as the validation set. We use $AP_{50:97}$ (denoted as mAP) as the evaluation metric. We describe two training settings as follows:

Partially Labeled Data. The train2017 set, consisting of 118k labeled images, is used as the training dataset, from which, we randomly sample 1%, 2%, 5%, and 10% images as labeled data, and set the remaining unsampled images as unlabeled data. Following the practice of previous methods [27, 8, 12], for each labelling ratio, 5 different folds are provided and the final result is the average of these 5 folds.

Fully Labeled Data. Here, the train2017 set is employed as the labeled data, and the additional unlabeled2017 set, consisting of 123k unlabeled images, is used as unlabeled data. This setting is to validate SSOD methods can still promote the detector even when labeled data is abundant.

4.2 Implementation Details

Faster RCNN [16] with FPN [35] performs as default detection framework in this paper, and ResNet-50 [36] is adopted as the backbone. Moreover, we use SGD as the optimizer. At the beginning of NMS, a score threshold τ is leveraged to filter clear background samples. In this work, we set τ to a relatively high value to exclude noisy teacher samples, whose behaviour is ambiguous and hardly provides helpful guidance. Exactly, we set τ to 0.9 in NMS of the RPN stage, and 0.45 in NMS of

Table 1: Comparison with state-of-the-art methods on COCO benchmark. All results are reported on val2017 set. Under the **Partially Labeled Data** setting, results are the average of all five folds and numbers behind \pm indicate the standard deviation. Under the **Fully Labeled Data** setting, numbers in front of the arrow indicate the supervised baseline.

Methods	Partially Labeled Data				Fully Labeled Data
	1%	2%	5%	10%	
Supervised Baseline	12.20 \pm 0.29	16.53 \pm 0.12	21.17 \pm 0.17	26.90 \pm 0.08	40.9
STAC [27]	13.97 \pm 0.35	18.25 \pm 0.25	24.38 \pm 0.12	28.64 \pm 0.21	39.5 $\xrightarrow{-0.3}$ 39.2
Humble Teacher [10]	16.96 \pm 0.35	21.74 \pm 0.24	27.70 \pm 0.15	31.61 \pm 0.28	37.6 $\xrightarrow{+4.8}$ 42.4
ISMT [33]	18.88 \pm 0.74	22.43 \pm 0.56	26.37 \pm 0.24	30.53 \pm 0.52	37.8 $\xrightarrow{+1.8}$ 39.6
Instant-Teaching [9]	18.05 \pm 0.15	22.45 \pm 0.15	26.75 \pm 0.05	30.40 \pm 0.05	37.6 $\xrightarrow{+2.6}$ 40.2
Unbiased Teacher [12]	20.75 \pm 0.12	24.30 \pm 0.07	28.27 \pm 0.11	31.50 \pm 0.10	40.2 $\xrightarrow{+1.1}$ 41.3
SED [34]	-	-	29.01	34.02	40.2 $\xrightarrow{+3.2}$ 43.4
Rethinking Pse [11]	19.02 \pm 0.25	23.34 \pm 0.18	28.40 \pm 0.15	32.23 \pm 0.14	41.0 $\xrightarrow{+2.3}$ 43.3
MUM [14]	21.88 \pm 0.12	24.84 \pm 0.10	28.52 \pm 0.09	31.87 \pm 0.30	37.6 $\xrightarrow{+4.5}$ 42.1
Soft Teacher [8]	20.46 \pm 0.39	-	30.74 \pm 0.08	34.04 \pm 0.14	40.9 $\xrightarrow{+3.6}$ 44.5
Ours (DTG-SSOD)	21.27 \pm 0.12	26.84 \pm 0.25	31.90 \pm 0.08	35.92 \pm 0.26	40.9 $\xrightarrow{+4.8}$ 45.7

the R-CNN stage, empirically. To stabilize the training, we also warm up the learning on unlabeled data for the first 4k iterations [12]. The training schedules for two training settings are a bit different:

Partially Labeled Data. The model is trained for 180k iterations on 8 V100 GPUs with an initial learning rate of 0.01, which is then divided by 10 at 120k iteration and again at 160k iteration. Mini-batch per GPU is 5, with 1 labeled image and 4 unlabeled images. The loss weight of unlabeled images α is set to 4.0.

Fully Labeled Data. The model is trained on 8 GPUs with mini-batch as 8 per GPU, where 4 labeled images are combined with 4 unlabeled images. We adopt 720k iterations for training, and the initial learning rate is set to 0.01, which is divided by 10 at 480k and 680k iterations. We adopt $\alpha = 2.0$.

4.3 Main Results

We compare the proposed DTG-SSOD to the state-of-the-art methods on MS COCO val2017 set in Tab. 1. We first evaluate our method using the **Partially Labeled Data** setting, and experimental results demonstrate our method achieves the state-of-the-art performance under various labelling ratios. Specifically, on 5% and 10% labelling ratios, DTG-SSOD improves the supervised baseline by +10.73 and +9.02 mAP, reaching 31.90 and 35.92 mAP, and it also surpasses the previous best method Soft Teacher [8] by +1.16 and +1.92 mAP, respectively. When the labelling ratio is 2%, our DTG-SSOD yields 26.84 mAP, which is even comparable to the 26.90 mAP supervised baseline using 10% labeled data. When the labeled data is extremely scarce, i.e., 1% labelling ratio, our DTG-SSOD achieves a comparable performance to the previous best method MUM [14], 21.27 vs. 21.88 mAP. MUM [14] designs a strong data augmentation to expand data space, which mixes original image tiles to construct new images. It is worth noting that when the number of labeled data increases (2%, 5%, and 10% labelling ratios), our DTG-SSOD outperforms MUM by at least +2 mAP, moreover, our method is orthogonal to these advanced data augmentations [14, 9] and can benefit from them.

As Tab. 1 shows, under the **Fully Labeled Data** setting, our DTG-SSOD surpasses previous methods by a large margin, at least 1.2 mAP. Following the practice of [8, 11], we also apply weak augmentations to labeled data and obtain a strong supervised baseline of 40.9 mAP. Even based on the such strong baseline, DTG-SSOD still attains the biggest improvements of +4.8 mAP, reaching 45.7 mAP, which validates the effectiveness of our method when the amount of labeled data is relatively large.

4.4 Ablation Experiments

In this section, we conduct extensive ablation studies to validate the key designs. Unless specified, all experiments adopt a single data fold of the 10% labelling ratio as the training dataset.

Effects of Dense Teacher Guidance. Instead of conventional pseudo boxes with category labels provided, our method offers dense supervisory signals. We first validate that Dense Teacher Guidance

Table 2: Ablation studies related to effectiveness, efficiency and comparison of two paradigms.

(a) **Effectiveness of Dense Teacher Guidance** in the RPN and RCNN stages.

RPN	RCNN	mAP	AP ₅₀	AP ₇₅
		26.8	44.9	28.4
✓		28.5 (+1.7)	47.7	29.5
✓	✓	36.3 (+9.5)	56.4	38.8

(b) **Effectiveness of each component of DTG.** Validation is conducted in R-CNN stage.

INC		RM	mAP	AP ₅₀	AP ₇₅
Cls Label	Reg Label				
			28.5	47.7	29.5
✓			32.9(+4.4)	54.0	34.9
✓	✓		35.1(+6.6)	55.0	37.6
✓	✓	✓	36.3(+7.8)	56.4	38.8

(c) **Comparison of two paradigms** in RPN and R-CNN stages.

RPN	RCNN	mAP	AP ₅₀	AP ₇₅
spa-den	spa-den	34.5	53.8	37.1
spa-den	den-den	35.5	55.2	38.5
den-den	den-den	36.3	56.4	38.8

(d) **Comparison of two paradigms** under various labelling ratios.

Methods	1%	5%	10%
sparse-dense	21.1	31.1	34.5
dense-dense	21.3	31.9	36.3

(e) Study on **training efficiency.** 90k is iterations.

Methods	10% ratio		100% ratio	
	90k	180k	360k	720k
Soft Teacher [8]	-	34.0	-	44.5
Our DTG-SSOD	33.7	36.3	44.7	45.7

Table 3: Ablation studies on hyper-parameters for the proposed DTG-SSOD.

(a) Study on **temperature T.**

T	mAP	AP ₅₀	AP ₇₅
0.5	35.6	55.1	38.4
1.0	35.8	55.5	38.5
5.0	35.6	55.3	38.4

(b) Study on **loss weight β**

β	mAP	AP ₅₀	AP ₇₅
1.0	35.8	55.5	38.5
3.0	36.3	56.4	38.8
5.0	36.1	55.9	38.8

(c) Study on **target boxes in INC.**

Methods	mAP	AP ₅₀	AP ₇₅
w/o reg	32.9	54.0	34.9
all boxes	34.3	54.0	36.5
reserved box	35.1	55.0	37.6

(DTG) is a feasible learning paradigm for SSOD in Tab. 2(a), where we apply DTG to RPN and R-CNN stages step by step. On unlabeled data, when only RPN is optimized with the DTG and R-CNN is excluded from training, it can bring 1.7 mAP gains to the supervised baseline. Furthermore, we apply DTG to both RPN and RCNN, and it yields 36.3 mAP, outperforming the baseline by +9.5 mAP. Significant improvements against the supervised baseline indicate dense teacher guidance can behave as effective supervision signals for learning on unlabeled data. DTG consists of two key components, i.e., Inverse NMS Clustering (INC) and Rank Matching (RM), then we delve into these two parts with results reported in Tab. 2(b). Through imitating the candidate grouping of the teacher in NMS, INC provides appropriate training labels for the student. With the derived classification label, the model enjoys 4.4 mAP gains. When regression labels are also applied, another 2.2 mAP improvement is found, reaching 35.1 mAP. Based on INC, RM is introduced to provide teacher’s score rank over clustered candidates for the student, which enables the student to reserve the same candidate in each NMS cluster as the teacher. As results show, RM can bring an obvious improvement, +1.2 mAP, demonstrating comprehensive alignment on NMS behaviour is beneficial. Besides, the gains also indicate the candidate rank carries helpful relation information learned by the teacher.

Comparison of sparse-to-dense and dense-to-dense paradigms. In this work, we replace the traditional sparse-to-dense (spa-den for short) paradigm with new dense-to-dense (den-den) paradigm. Detailed comparisons are conducted in Tab. 2(c-d). We first build a sparse-to-dense baseline, then incrementally substitute our den-den paradigm into each network stage (i.e., RPN, RCNN) in Tab. 2(c). Thanks to the appropriate mixing ratio $r = 1/4$ between labeled and unlabeled images and Focal Loss, our sparse-to-dense baseline achieves comparable performance (34.5 mAP) to the previous methods. When we substitute the den-den paradigm into R-CNN, it yields 35.5 mAP, which is 1.0 points higher than the spa-den R-CNN. After that, we further apply den-den to RPN, which attains +0.8 mAP gains. These experiments validate the proposed dense-to-dense paradigm is superior to the traditional sparse-to-dense paradigm in both RPN and RCNN stages.

On the other hand, we also compare two paradigms under various labelling ratios in Tab. 2(d). Under 5% and 10% ratios, our method is obviously better than the sparse-to-dense baseline, and surpasses it by 0.8% and 1.8% mAP, respectively. Nevertheless, when the labelling ratio is 1%, the performance gap shrinks. This is easy to understand: When labeled data is extremely scarce, detection performance is poor. Thus the predictions of the teacher are relatively inaccurate, resulting in noisy teacher guidance. Especially for Rank Matching, the teacher model fails in modeling




Figure 3: We adopt a checkpoint at the 30k iteration for analysis. The student training labels provided by sparse pseudo labels and our dense teacher guidance are elaborately compared. (a) The sparse-to-dense paradigm and our dense-to-dense paradigm lead to distinct training labels for student samples. (b) The teacher assigns a higher score to the high-quality candidate, thereby reserving precise boxes.

accurate candidate relations due to weak performance. To extract accurate guidance from the very weak teacher model is left for future work.

Training efficiency. Apart from the standard training schedule, we also attempt to halve the training iterations in Tab. 2(e). Under the 10% labelling ratio, our DTG-SSOD yields 33.7 mAP with only 90k iterations, which is very close to the previous best method Soft Teacher with 180k iterations, 34.0 mAP. Besides, under the Fully Labeled Data setting (100% labelling ratio), our method halves the training iterations of Soft Teacher and achieves even better performance, 44.7 vs. 44.5 mAP. These results validate the high efficiency of DTG-SSOD.

Ablation study on hyper-parameters. In Tab. 3(a-b), we conduct studies on the hyper-parameters T and β . When we ablate T , β is set to 1.0. To conclude, we adopt $T = 1.0$, $\beta = 3$ in all experiments.

Ablation study on regression labels of INC. In Inverse NMS Clustering, regression labels have two options: (1) The finally reserved teacher box in each cluster, as described in Sec. 3.2. (2) All teacher’s predicted boxes (denoted as “all boxes”). As shown in Tab. 3(c), taking the reserved box as the target achieves superior performance than “all bboxes”, 35.1 vs. 34.3 mAP.

4.5 Analyses

In this section, we analyze why dense teacher guidance is superior to sparse pseudo labels. Considering that some pseudo boxes are coarse and inaccurate, they will mislead the label assignment. However, our dense teacher guidance can provide more reasonable and accurate training labels for student samples. Some examples are depicted in Fig. 3(a). In the left sub-figure (1), a poorly localized proposal will be considered as the positive sample by the sparse-to-dense paradigm, due to a relatively high IoU (0.6) with the pseudo box; whilst our DTG-SSOD can precisely suppress it by taking teacher predictions into consideration. Specifically, the teacher model predicts a probability of 0.3 for this proposal, which is lower than NMS threshold τ (0.45), thus this proposal will be assigned as background. In the right sub-figure(2), an ambiguous proposal, which partially detects the object, is considered a negative one by the sparse-to-dense paradigm and will not receive regression supervision, which tends to become a duplicated detection. In contrast, our method takes it as positive and applies regression supervision, consequently suppressing it by NMS. These examples validate our DTG-SSOD can effectively suppress misleading positives and alleviate ambiguous samples. As for Rank Matching, the example in Fig. 3(b) shows the teacher is better at modeling candidate rank than the student and can reserve more precise boxes in NMS. Therefore, the supervision provided by the teacher’s candidate rank is beneficial for the student, which is missed in sparse pseudo labels.

5 Conclusion

In this work, we analyze the traditional semi-supervised object detection methods, where *sparse* pseudo boxes with the corresponding category labels are adopted for *dense* supervision of the student, formulating the popular “sparse-to-dense” paradigm. We point out that the sparse-to-dense paradigm could accumulate noise in the hand-crafted NMS and label assignment process, and further lack dense and direct teacher guidance. To address the problem, we propose a novel “dense-to-dense” paradigm,

which integrates Dense Teacher Guidance into the student training. Specifically, we introduce Inverse NMS Clustering and Rank Matching to instantiate the dense guidance: INC leads the student to perform the same candidate grouping in NMS as the teacher does; RM passes the teacher’s knowledge of rank distribution over clustered candidates to the student. Through INC and RM, the student can receive sufficient, informative, and dense guidance from the teacher, which naturally leads to better performance. On COCO benchmark, extensive experiments under various labelling ratios validate that our DTG-SSOD can achieve SOTA performance in both accuracy and efficiency.

References

- [1] Alexey Dosovitskiy, Lucas Beyer, Alexander Kolesnikov, Dirk Weissenborn, Xiaohua Zhai, Thomas Unterthiner, Mostafa Dehghani, Matthias Minderer, Georg Heigold, Sylvain Gelly, et al. An image is worth 16x16 words: Transformers for image recognition at scale. *arXiv preprint arXiv:2010.11929*, 2020.
- [2] Ze Liu, Yutong Lin, Yue Cao, Han Hu, Yixuan Wei, Zheng Zhang, Stephen Lin, and Baining Guo. Swin transformer: Hierarchical vision transformer using shifted windows. In *Proceedings of the IEEE/CVF International Conference on Computer Vision*, pages 10012–10022, 2021.
- [3] Xiang Li, Wenhai Wang, Xiaolin Hu, Jun Li, Jinhui Tang, and Jian Yang. Generalized focal loss v2: Learning reliable localization quality estimation for dense object detection. In *Proceedings of the IEEE/CVF Conference on Computer Vision and Pattern Recognition*, pages 11632–11641, 2021.
- [4] Fangyun Wei, Yue Gao, Zhirong Wu, Han Hu, and Stephen Lin. Aligning pretraining for detection via object-level contrastive learning. *Advances in Neural Information Processing Systems*, 34, 2021.
- [5] Enze Xie, Jian Ding, Wenhai Wang, Xiaohang Zhan, Hang Xu, Peize Sun, Zhenguo Li, and Ping Luo. Detco: Unsupervised contrastive learning for object detection. In *Proceedings of the IEEE/CVF International Conference on Computer Vision*, pages 8392–8401, 2021.
- [6] Byungseok Roh, Wuhyun Shin, Ildoo Kim, and Sungwoong Kim. Spatially consistent representation learning. In *Proceedings of the IEEE/CVF Conference on Computer Vision and Pattern Recognition*, pages 1144–1153, 2021.
- [7] Xinlong Wang, Rufeng Zhang, Chunhua Shen, Tao Kong, and Lei Li. Dense contrastive learning for self-supervised visual pre-training. In *Proceedings of the IEEE/CVF Conference on Computer Vision and Pattern Recognition*, pages 3024–3033, 2021.
- [8] Mengde Xu, Zheng Zhang, Han Hu, Jianfeng Wang, Lijuan Wang, Fangyun Wei, Xiang Bai, and Zicheng Liu. End-to-end semi-supervised object detection with soft teacher. In *Proceedings of the IEEE/CVF International Conference on Computer Vision*, pages 3060–3069, 2021.
- [9] Qiang Zhou, Chaohui Yu, Zhibin Wang, Qi Qian, and Hao Li. Instant-teaching: An end-to-end semi-supervised object detection framework. In *Proceedings of the IEEE/CVF Conference on Computer Vision and Pattern Recognition*, pages 4081–4090, 2021.
- [10] Yihe Tang, Weifeng Chen, Yijun Luo, and Yuting Zhang. Humble teachers teach better students for semi-supervised object detection. In *Proceedings of the IEEE/CVF Conference on Computer Vision and Pattern Recognition*, pages 3132–3141, 2021.
- [11] Hengduo Li, Zuxuan Wu, Abhinav Shrivastava, and Larry S Davis. Rethinking pseudo labels for semi-supervised object detection. *arXiv preprint arXiv:2106.00168*, 2021.
- [12] Yen-Cheng Liu, Chih-Yao Ma, Zijian He, Chia-Wen Kuo, Kan Chen, Peizhao Zhang, Bichen Wu, Zsolt Kira, and Peter Vajda. Unbiased teacher for semi-supervised object detection. *arXiv preprint arXiv:2102.09480*, 2021.
- [13] Antti Tarvainen and Harri Valpola. Mean teachers are better role models: Weight-averaged consistency targets improve semi-supervised deep learning results. *Advances in neural information processing systems*, 30, 2017.

- [14] JongMok Kim, Jooyoung Jang, Seunghyeon Seo, Jisoo Jeong, Jongkeun Na, and Nojun Kwak. Mum: Mix image tiles and unmix feature tiles for semi-supervised object detection. *arXiv preprint arXiv:2111.10958*, 2021.
- [15] Tsung-Yi Lin, Priya Goyal, Ross Girshick, Kaiming He, and Piotr Dollár. Focal loss for dense object detection. In *Proceedings of the IEEE international conference on computer vision*, pages 2980–2988, 2017.
- [16] Shaoqing Ren, Kaiming He, Ross Girshick, and Jian Sun. Faster r-cnn: Towards real-time object detection with region proposal networks. *Advances in neural information processing systems*, 28, 2015.
- [17] Shifeng Zhang, Cheng Chi, Yongqiang Yao, Zhen Lei, and Stan Z Li. Bridging the gap between anchor-based and anchor-free detection via adaptive training sample selection. In *Proceedings of the IEEE/CVF conference on computer vision and pattern recognition*, pages 9759–9768, 2020.
- [18] Dong-Hyun Lee et al. Pseudo-label: The simple and efficient semi-supervised learning method for deep neural networks. In *Workshop on challenges in representation learning, ICML*, volume 3, page 896, 2013.
- [19] Henry Scudder. Probability of error of some adaptive pattern-recognition machines. *IEEE Transactions on Information Theory*, 11(3):363–371, 1965.
- [20] Yves Grandvalet and Yoshua Bengio. Semi-supervised learning by entropy minimization. *Advances in neural information processing systems*, 17, 2004.
- [21] Paola Cascante-Bonilla, Fuwen Tan, Yanjun Qi, and Vicente Ordonez. Curriculum labeling: Revisiting pseudo-labeling for semi-supervised learning. *arXiv preprint arXiv:2001.06001*, 2020.
- [22] Qizhe Xie, Minh-Thang Luong, Eduard Hovy, and Quoc V Le. Self-training with noisy student improves imagenet classification. In *Proceedings of the IEEE/CVF conference on computer vision and pattern recognition*, pages 10687–10698, 2020.
- [23] Bowen Zhang, Yidong Wang, Wenxin Hou, Hao Wu, Jindong Wang, Manabu Okumura, and Takahiro Shinozaki. Flexmatch: Boosting semi-supervised learning with curriculum pseudo labeling. *Advances in Neural Information Processing Systems*, 34, 2021.
- [24] Qizhe Xie, Zihang Dai, Eduard Hovy, Thang Luong, and Quoc Le. Unsupervised data augmentation for consistency training. *Advances in Neural Information Processing Systems*, 33:6256–6268, 2020.
- [25] Kihyuk Sohn, David Berthelot, Nicholas Carlini, Zizhao Zhang, Han Zhang, Colin A Raffel, Ekin Dogus Cubuk, Alexey Kurakin, and Chun-Liang Li. Fixmatch: Simplifying semi-supervised learning with consistency and confidence. *Advances in Neural Information Processing Systems*, 33:596–608, 2020.
- [26] Jisoo Jeong, Seungeui Lee, Jeosoo Kim, and Nojun Kwak. Consistency-based semi-supervised learning for object detection. *Advances in neural information processing systems*, 32, 2019.
- [27] Kihyuk Sohn, Zizhao Zhang, Chun-Liang Li, Han Zhang, Chen-Yu Lee, and Tomas Pfister. A simple semi-supervised learning framework for object detection. *arXiv preprint arXiv:2005.04757*, 2020.
- [28] Xiang Li, Wenhai Wang, Lijun Wu, Shuo Chen, Xiaolin Hu, Jun Li, Jinhui Tang, and Jian Yang. Generalized focal loss: Learning qualified and distributed bounding boxes for dense object detection. *Advances in Neural Information Processing Systems*, 33:21002–21012, 2020.
- [29] Haoyang Zhang, Ying Wang, Feras Dayoub, and Niko Sunderhauf. Varifocalnet: An iou-aware dense object detector. In *Proceedings of the IEEE/CVF Conference on Computer Vision and Pattern Recognition*, pages 8514–8523, 2021.

- [30] Borui Jiang, Ruixuan Luo, Jiayuan Mao, Tete Xiao, and Yuning Jiang. Acquisition of localization confidence for accurate object detection. In *Proceedings of the European conference on computer vision (ECCV)*, pages 784–799, 2018.
- [31] Gang Li, Xiang Li, Yujie Wang, Shanshan Zhang, Yichao Wu, and Ding Liang. Knowledge distillation for object detection via rank mimicking and prediction-guided feature imitation. *arXiv preprint arXiv:2112.04840*, 2021.
- [32] Tsung-Yi Lin, Michael Maire, Serge Belongie, James Hays, Pietro Perona, Deva Ramanan, Piotr Dollár, and C Lawrence Zitnick. Microsoft coco: Common objects in context. In *European conference on computer vision*, pages 740–755. Springer, 2014.
- [33] Qize Yang, Xihan Wei, Biao Wang, Xian-Sheng Hua, and Lei Zhang. Interactive self-training with mean teachers for semi-supervised object detection. In *Proceedings of the IEEE/CVF Conference on Computer Vision and Pattern Recognition*, pages 5941–5950, 2021.
- [34] Qiushan Guo, Yao Mu, Jianyu Chen, Tianqi Wang, Yizhou Yu, and Ping Luo. Scale-equivalent distillation for semi-supervised object detection. *arXiv preprint arXiv:2203.12244*, 2022.
- [35] Tsung-Yi Lin, Piotr Dollár, Ross Girshick, Kaiming He, Bharath Hariharan, and Serge Belongie. Feature pyramid networks for object detection. In *Proceedings of the IEEE conference on computer vision and pattern recognition*, pages 2117–2125, 2017.
- [36] Kaiming He, Xiangyu Zhang, Shaoqing Ren, and Jian Sun. Deep residual learning for image recognition. In *Proceedings of the IEEE conference on computer vision and pattern recognition*, pages 770–778, 2016.

A Experiments on PASCAL VOC

A.1 Dataset and Implementation Details

PASCAL VOC. We also conduct experiments on PASCAL VOC for a comprehensive comparison with previous methods. Following [14, 12, 27, 9], we adopt two training settings: **VOC12** and **VOC12+COCO20cls**. For the **VOC12** setting, we use the VOC07 trainval set as the labeled training data, and the VOC12 trainval set as the unlabeled training data; For the **VOC12+COCO20cls** setting, apart from the VOC12 trainval set, we also employ COCO20cls as unlabeled data, where images are sampled from the COCO training set [32] to only contain 20 PASCAL VOC classes. All experiments are tested on the VOC07 test set. We adopt AP_{50} and $AP_{50:95}$ as the evaluation metrics.

Implementation Details. All models are trained on 8 V100 GPUs for 90K iterations with 5 images per GPU. The initial learning rate is set to 0.01, then divided by 10 at 60k and 80k iterations. The mixing ratio r between labeled and unlabeled images is set to 1:4. We adopt $\alpha = 4$ to balance the losses on labeled and unlabeled images.

A.2 Experimental Results

In Tab. 4, we compare our method with state-of-the-art methods on PASCAL VOC. Using **VOC12** as the unlabeled data, our method surpasses previous methods by a large margin, especially in $AP_{50:95}$, our DTG-SSOD surpasses the previous best method MUM [14] by +2.96 points. Our results also hold on the larger amount of unlabeled images, specifically, when the combination of VOC12 and COCO20cls is used as unlabeled images, our method attains further improvements, reaching 80.63 AP_{50} and 54.58 $AP_{50:95}$. Since our DTG-SSOD enforces the student to mimic the teacher’s behaviour revealed in the NMS process, our detector can precisely model relations between different candidates and reserve high-quality detection boxes as final results, resulting in higher $AP_{50:95}$.

Table 4: Comparison with state-of-the-art methods on PASCAL VOC. Both settings adopt the VOC07 trainval set as the labeled data.

Methods	VOC12		VOC12+COCO20cls	
	AP_{50}	$AP_{50:95}$	AP_{50}	$AP_{50:95}$
Supervised Baseline	69.71	42.49	69.71	42.49
CSD [26]	74.70	-	75.10	-
STAC [27]	77.45	44.64	79.08	46.01
Instant-Teaching [9]	78.30	48.70	79.00	49.70
ISMT [33]	77.23	46.23	77.75	49.59
Unbiased Teacher [12]	77.37	48.69	78.82	50.34
MUM [14]	78.94	50.22	80.45	52.31
Ours (DTG-SSOD)	79.20	53.18	80.63	54.58

B Additional Ablation Study

At the beginning of NMS, a score threshold τ is set to filter out clear background samples. In our DTG-SSOD, we assume only teacher candidates with higher scores than τ can provide precise and informative knowledge for the student training; in contrast, for those teacher candidates, whose scores are lower than τ , we assign background labels to their corresponding student samples. In Tab. 5, we conduct ablation studies on NMS threshold τ for the R-CNN stage. The best performance is achieved when the threshold τ is set to 0.45.

Table 5: Study on NMS threshold τ

τ	mAP	AP_{50}	AP_{75}
0.40	35.8	55.9	38.6
0.45	36.3	56.4	38.8
0.50	33.9	53.1	36.3

C Additional Analyses

We further provide some additional examples to analyze the advantage of our DTG-SSOD over the traditional sparse-to-dense paradigm. We conclude that the superiority of our method comes from two aspects:

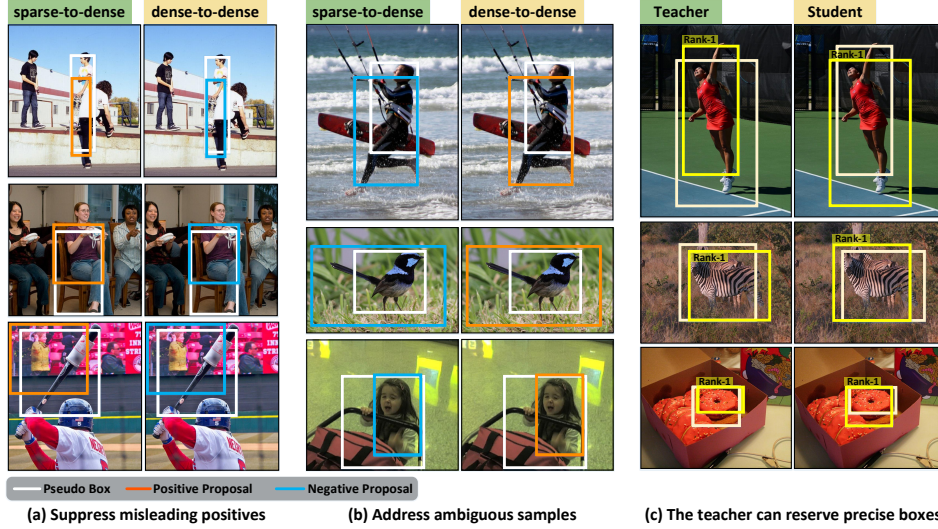


Figure 4: Some visualized examples to demonstrate the advantage of our method over the traditional sparse-to-dense paradigm. (a-b) For the same student proposals, our dense-to-dense paradigm and traditional sparse-to-dense paradigm will assign different labels. It is obvious that our dense-to-dense paradigm can assign more precise and reasonable training labels. (c) The teacher is better at modeling relations over cluster candidates than the student.

The DTG-SSOD can provide precise and reasonable training labels for the student. Due to coarse and inaccurate pseudo boxes, the hand-crafted label assignment methods confuse the decision boundary of the positive and negative training samples. In Fig. 4(a), some poorly localized proposals are assigned as positive ones in the sparse-to-dense paradigm, however, our method can successfully suppress these misleading labels. Specifically, in our DTG-SSOD, the teacher model predicts low scores ($< \tau$) for these proposals, thus they are considered as clear background samples. In Fig. 4(b), for these ambiguous proposals, which partially detect salient regions of objects, our method assigns positive labels and applies regression supervision to them. As a result, these proposals can be suppressed by NMS and avoid duplicated detections.

Relationship information offered by Rank Matching promotes the student training. In Fig. 4(c), the teacher model can assign higher scores to high-quality candidates, thereby reserving more precise boxes in NMS. Therefore, relationship information learned by the teacher is beneficial to the student, and it does not exist in previous methods.

D Details about Data Augmentation

We summary transformations used in the weak and strong augmentation in Fig. 5.

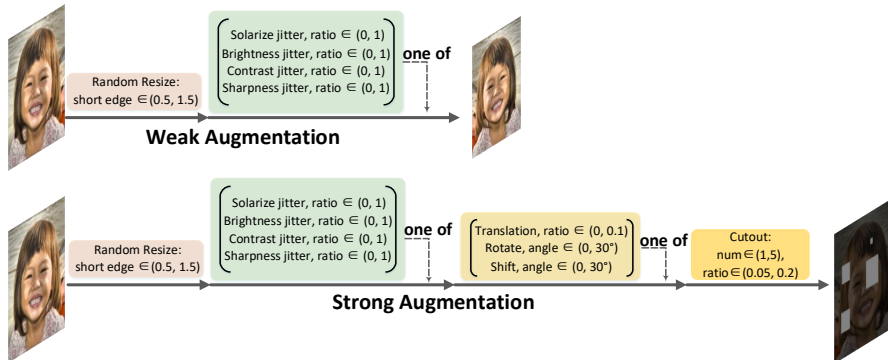


Figure 5: The summary of transformations used in weak and strong augmentation.

E Broader Impact

Object detection is a fundamental computer vision task and beneficial to a wide range of applications, including autonomous driving, smart surveillance, and robotics. This work aims to use easily accessible unlabeled data to promote object detection and reduce dependency on hand-labeled data. Any object detection application can benefit from our work. We do not foresee obvious undesirable ethical/social impacts at this moment.