

# Camera Pose Auto-Encoders for Improving Pose Regression

Yoli Shavit and Yosi Keller

Bar-Ilan University, Ramat Gan, Israel  
{yolisha, yosi.keller}@gmail.com

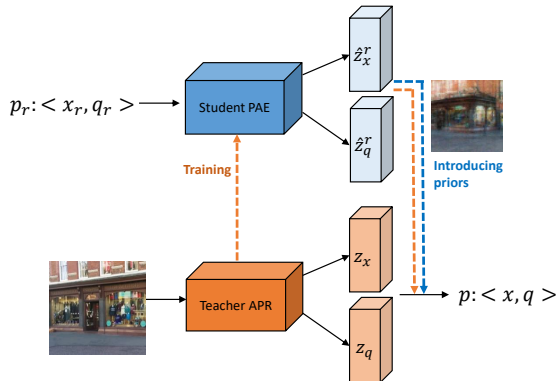
**Abstract.** Absolute pose regressor (APR) networks are trained to estimate the pose of the camera given a captured image. They compute latent image representations from which the camera position and orientation are regressed. APRs provide a different tradeoff between localization accuracy, runtime, and memory, compared to structure-based localization schemes that provide state-of-the-art accuracy. In this work, we introduce Camera Pose Auto-Encoders (PAEs), multilayer perceptrons that are trained via a Teacher-Student approach to encode camera poses using APRs as their teachers. We show that the resulting latent pose representations can closely reproduce APR performance and demonstrate their effectiveness for related tasks. Specifically, we propose a light-weight test-time optimization in which the closest train poses are encoded and used to refine camera position estimation. This procedure achieves a new state-of-the-art position accuracy for APRs, on both the CambridgeLandmarks and 7Scenes benchmarks. We also show that train images can be reconstructed from the learned pose encoding, paving the way for integrating visual information from the train set at a low memory cost. Our code and pre-trained models are available at <https://github.com/yolish/camera-pose-auto-encoders>.

## 1 Introduction

Estimating the position and orientation of a camera given a query image is a fundamental problem in computer vision. It has applications in multiple domains, such as virtual and augmented reality, indoor navigation, autonomous driving, to name a few. Contemporary state-of-the-art camera localization methods are based on matching pixels in the query image to 3D world coordinates. Such 2D-3D correspondences are obtained either through scene coordinate regression [3,4,5] or by extracting and matching deep features in the query and reference images, for which 3D information is available [36,28,23,10]. The resulting correspondences are used to estimate the camera pose with Perspective-N-Point (PnP) and RANSAC [11]. Consequently, both approaches require the intrinsic parameters of the query camera, which might not be available or accurate. In addition, matching the query and reference images typically involves storing visual and 3D information on a remote server or the end device.

An alternative approach is to directly regress the camera pose from the query image [16] with absolute pose regressors (APRs). With these methods, the query

image is first encoded into a latent representation using a convolutional backbone [18,21,42,44,33,43,7] or Transformers encoders [34]. The latent image representation is then used to regress the position and orientation with one or more multi-layer perceptron heads. APRs are typically optimized through a supervision of the ground truth poses [16,32,15] and can be trained per scene, or as more recently proposed, in a multi-scene manner (training a single model for multiple scenes) [34,2]. While being less accurate than state-of-the-art (SOTA) structure-based localization approaches [3,4], APRs offer a different trade-off between accuracy versus runtime and memory, by being faster and simpler. In addition, they do not require the intrinsic parameters of the query camera as an input. A related body of work focuses on regressing the relative motion between a pair of images. When the camera pose of a reference image is known, its relative motion to the query can be used to estimate its pose by simple matrix inversion and multiplication. By harnessing relative pose regression for camera pose estimation, relative pose regressors (RPRs) can offer better generalization and accuracy [9] but require images or their model-specific high-dimensional encoding to be available at inference time (supplementary section 1.1). Although RPRs can also be coupled with a sequential acquisition, we are mainly interested in scenarios where only a single query image is provided at a time.



**Fig. 1.** A Camera Pose Auto-Encoder (PAE) is trained using a Teacher-Student approach, to generate the same pose encoding as the one computed by a teacher APR, enabling the teacher to perform accurate pose regression. The trained student PAE allows to introduce prior information and improve the teacher APR localization accuracy.

In this work, we propose to make the geometric and visual information of reference images (training set) available during inference time, without incurring significant memory or runtime costs. Our motivation is to maintain the attractive properties of APRs (fast, lightweight, and standalone) while improving their localization accuracy using prior information. For this purpose, we propose the Camera Pose Auto-Encoder (PAE) shown in Fig. 1: an MLP that is trained to encode camera poses into latent representations learned by APRs from the respective images. We train PAEs using a Teacher-Student approach, where given

a latent representation of an image, obtained with a pretrained teacher APR, the student PAE learns to generate the same encoding for the respective camera pose. The pose encoding is optimized to be as similar as possible to the latent image representation and to enable accurate pose regression with the teacher APR. The proposed training scheme uses multiple images acquired from similar poses with varying appearances, but the PAE is applied without using the reference image as input. Thus, the resulting PAE-based pose encoding is robust to appearance. Once a PAE is trained, we can use it to introduce prior information and improve the APR localization accuracy.

We evaluate our approach on the Cambridge Landmarks and 7Scenes datasets, which provide various outdoor and indoor localization challenges. We first show that student PAEs can closely reproduce the performance of their teacher APRs across datasets, APR and PAE architectures. We then provide examples for using PAEs to improve camera pose regression. We describe a lightweight test-time optimization method, where given an initial pose estimate, the nearest poses in the train set can be encoded and used to derive an improved *position* estimation. This simple procedure achieves a new state-of-the-art localization accuracy compared to current APR solutions across datasets. We further show that images can be reconstructed from camera pose encoding, allowing for performing relative pose regression without the need to store the actual images or their model-specific encodings. This in turn results in competitive position estimation and improves the initial estimate of the teacher APR.

In summary, our main contributions are as follows:

- We introduce a Teacher-Student approach for learning to encode poses into appearance-robust informative latent representations, and show that the trained student Camera Pose Auto Encoders (PAEs) effectively reproduce their teacher APRs.
- We propose a fast and lightweight test-time optimization procedure which utilizes PAEs and achieves a new state-of-the-art position accuracy for absolute pose regression.
- We show that the learned camera pose encoding can be used for image reconstruction, paving the way for coupling relative and absolute pose regression and improving pose estimation, without the typical memory burden of RPRs.

## 2 Related Work

### 2.1 Structure-based Pose Estimation

Structure-based pose estimation methods detect or estimate either 2D or 3D feature points that are matched to a set of reference 3D coordinates. PnP approaches are then applied to estimate the camera pose based on 2D-to-3D matches [36]. The 3D scene model is commonly acquired using SfM [30], or a depth sensor [8]. Such approaches achieve SOTA localization accuracy but require the ground truth poses and 3D coordinates of a set of reference images and their respective local features, as well as the intrinsics parameters of the

query and reference cameras. They also need to store the image descriptors for retrieving the reference images that will be matched and the 3D coordinates of their local features. The required memory can be reduced by product quantization of the 3D point descriptors [39], or using only a subset of all 3D points [19,30]. This subset can be obtained, for example, by a prioritized matching step that first considers features more likely to yield valid 2D-to-3D matches [30]. Recently, Sarlin et al. [29] proposed a CNN to detect multilevel invariant visual features, with pixel-wise confidence for query and reference images. Levenberg-Marquardt optimization was applied in a coarse-to-fine manner, to match the corresponding features using their confidence, and the training was supervised by the predicted pose. Instead of retrieving reference images and matching local features to obtain 2D-to-3D correspondences, some approaches regress the 3D scene coordinates directly from the query image [35]. The resulting matches between 2D pixels and 3D coordinates regressed from the query image are used to estimate the pose with PnP-RANSAC. Brachmann and Rother [3,4] extended this approach by training an end-to-end trainable network. A CNN was used to estimate the 3D locations corresponding to the pixels in the query image, and the 2D-to-3D correspondences were used by a differentiable PnP-RANSAC to estimate the camera pose. Such approaches achieve state-of-the-art accuracy, but similarly to other structure-based pose estimation methods, require the intrinsics of the query camera.

## 2.2 Regression-based Pose Estimation

Kendall et al. [16] were the first to apply convolutional backbones to absolute pose regression, where the camera pose is directly regressed from the query image. Specifically, an MLP head was attached to a GoogLeNet backbone, to regress the camera’s position and orientation. Regression-based approaches are far less accurate than SOTA structure-based localization [3,4], but allow pose estimation with a single forward pass in just a few milliseconds and without requiring the camera intrinsics, which might be inaccurate and unavailable. Some APR formulations proposed using different CNN backbones [18,21,44,33] and deeper architectures for the MLP head [44,21]. Other works tried to reduce overfitting by averaging predictions from models with randomly dropped activations [17] or by reducing the dimensionality of the global image encoding with Long-Short-Term-Memory (LSTM) layers [42]. Multimodality fusion (for example, with inertial sensors) was also suggested as a means of improving accuracy [6]. Attention-based schemes and Transformers were more recently shown to boost the performance of APRs. Wang et al. suggested to use attention to guide the regression process [43]. Dot product self-attention was applied to the output of the CNN backbone and updated with the new representation based on attention (by summation). The pose was then regressed with an MLP head. A transformer-based approach to multiscene absolute pose regression was proposed by Shavit et al. [34]. In their work, the authors used a shared backbone to encode multiple scenes using a full transformer. The scheme was shown to provide SOTA multi-scene pose accuracy compared to current APRs. One of the main challenges in APR is weighing the position and orientation losses. Kendall et al.

[15] learn the trade-off between the losses to improve the localization accuracy. Although this approach was adopted by many pose regressors, it requires manually tuning the parameters’ initialization for different datasets [41]. To reduce the need for additional parameters while maintaining comparable accuracy, Shavit et al. [33], trained separate models for position and orientation. Other orientation formulations were proposed to improve the pose loss balance and stability [44,6].

The relative motion between the query image and a reference image, for which the ground truth pose is known, has also been employed to estimate the absolute camera pose in a similar, yet separate subclass of works. Thus, learning such RPR models focuses on regressing the relative pose given a pair of images [1,9]. These methods generalize better since the model is not restricted to an absolute reference scene, but require a pose-labeled database of anchors at inference time. Combining relative and absolute regression has been shown to achieve impressive accuracy [25,9], but requires the encoding of the train images or localization with more than a single query image. As graph neural networks (GNNs) allow exchanging information between non-consecutive frames of a video clip, researchers were motivated to use them for learning multi-image RPR for absolute pose estimation. Xue et al. [45] introduced the GL-Net GNN for multiframe learning, where an estimate of the relative pose loss is applied to regularize the APR. Turkoglu et al. [40] also applied GNN to multi-frame relative localization. In both the training and testing phases, NetVLAD embeddings are used to retrieve the most similar images. A GNN is applied to the retrieved images, and message passing is used to estimate the pose of the camera. Visual landmarks were used by Saha et al. in the AnchorPoint localization approach [27]. With this method, anchor points are distributed uniformly throughout the environment to allow the network to predict, when presented with a query image, which anchor points will be the most relevant in addition to where they are located in relation to the query image.

The inversion of the neural radiation field (NeRF) was recently proposed for test-time optimization of camera poses [46]. In the proposed scheme, the appearance deviation between the input query and the rendered image was used to optimize the camera pose, without requiring an explicit 3D scene representation (as NeRFs can be estimated directly from images). While offering a novel and innovative approach to camera pose estimation, this procedure is relatively slow compared to structure and regression-based localization methods. In this work, we focus on absolute pose regression with a single image. We aim at maintaining the low memory and runtime requirements, while improving accuracy through encoding of pose priors.

### 3 Absolute Pose Regression using Pose Auto-Encoders

A camera pose  $\mathbf{p}$ , can be represented with the tuple  $\langle \mathbf{x}, \mathbf{q} \rangle$  where  $\mathbf{x} \in \mathbb{R}^3$  is the position of the camera in world coordinates and  $\mathbf{q} \in \mathbb{S}^3$  is a unit quaternion encoding its spatial orientation. An APR  $\mathbf{A}$  [16,32,15] can be decomposed into the encoders  $\mathbf{E}_{\mathbf{x}}$  and  $\mathbf{E}_{\mathbf{q}}$ , which encode the *query image* into respective latent

representations  $\mathbf{z}_x \in \mathbb{R}^d$  and  $\mathbf{z}_q \in \mathbb{R}^d$ , and the heads  $\mathbf{R}_x$  and  $\mathbf{R}_q$ , which regress  $\mathbf{x}$  and  $\mathbf{q}$  from  $\mathbf{z}_x$  and  $\mathbf{z}_q$ , respectively. In this work we propose the *camera pose auto-encoder* (PAE)  $\mathbf{f}$ , which encodes *the pose*  $\langle \mathbf{x}, \mathbf{q} \rangle$  to the high-dimensional latent encodings,  $\hat{\mathbf{z}}_x \in \mathbb{R}^d$  and  $\hat{\mathbf{z}}_q \in \mathbb{R}^d$ , respectively. We would like  $\hat{\mathbf{z}}_x$  and  $\hat{\mathbf{z}}_q$  to encode geometric and visual information such that an APR’s heads  $\mathbf{R}_x$  and  $\mathbf{R}_q$  can decode back  $\langle \mathbf{x}, \mathbf{q} \rangle$ . We show that PAE can be applied to single- and multi-scene APRs.

### 3.1 Training Camera Pose Auto-Encoders

An APR  $\mathbf{A}$  plays a dual role in training  $\mathbf{f}$ , both as a teacher and as a decoder. Specifically, the PAE  $\mathbf{f}$  can be considered as a student of  $\mathbf{A}$ , such that  $\mathbf{A}$ ’s outputs  $\mathbf{z}_x$  and  $\mathbf{z}_q$  are used to train the PAE by minimizing the loss:

$$L_f = \|\mathbf{z}_x - \hat{\mathbf{z}}_x\|_2 + \|\mathbf{z}_q - \hat{\mathbf{z}}_q\|_2 + L_p, \quad (1)$$

where  $\hat{\mathbf{z}}_x$  and  $\hat{\mathbf{z}}_q$  are the outputs of the PAE. We require  $\hat{\mathbf{z}}_x$  and  $\hat{\mathbf{z}}_q$  to allow an accurate *decoding* of the pose  $\langle \mathbf{x}, \mathbf{q} \rangle$  using the respective regressors  $\mathbf{R}_x$  and  $\mathbf{R}_q$ , minimizing the loss of camera pose [15], given by:

$$L_p = L_x \exp(-s_x) + s_x + L_q \exp(-s_q) + s_q \quad (2)$$

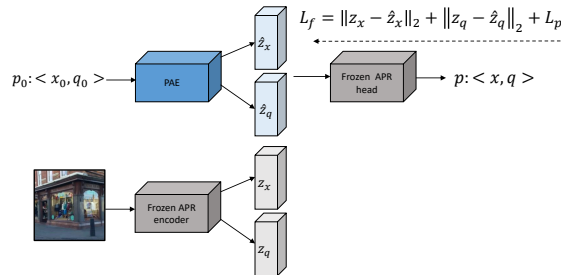
where  $s_x$  and  $s_q$  are learned parameters representing the uncertainty associated with position and orientation estimation, respectively, [15] and  $L_x$  and  $L_q$  are the position and orientation losses, with respect to a ground truth pose  $\mathbf{p}_0 = \langle \mathbf{x}_0, \mathbf{q}_0 \rangle$ :

$$L_x = \|\mathbf{x}_0 - \mathbf{x}\|_2 \quad (3)$$

and

$$L_q = \|\mathbf{q}_0 - \frac{\mathbf{q}}{\|\mathbf{q}\|}\|_2. \quad (4)$$

Following previous works [16,15,34], we normalize  $\mathbf{q}$  to a unit norm quaternion to map it to a valid spatial rotation. The training and formulation of  $\mathbf{f}$  can be extended to multi-scene APR by additionally encoding the scene index  $\mathbf{s}$ , given as input. Figure 2 illustrates the training process of PAEs.



**Fig. 2.** A Teacher-Student approach for training PAEs. A trained APR teacher network is used to train the student PAE network.

### 3.2 Network Architecture

In this work, we implement a camera pose auto-encoder  $\mathbf{f}$  using two MLPs encoding  $\mathbf{x}$  and  $\mathbf{q}$ , respectively. Following the observations of [26,38] that high frequency functions can help in learning low-dimensional signals (and in particularly camera poses [20]), we first embed  $\mathbf{x}$  and  $\mathbf{q}$  in a higher dimensional space using Fourier Features. We use the formulation and implementation of [20], and apply the following function:

$$\gamma(p) = (\sin(2^0\pi p), \cos(2^0\pi p), \dots, \sin(2^{-1}\pi p), \cos(2^{-1}\pi p)), \quad (5)$$

$\gamma$  maps  $\mathbb{R}$  into a higher dimensional space  $\mathbb{R}^{2L}$ , and is separately applied to each coordinate of  $\mathbf{x}$  and  $\mathbf{q}$ , respectively. We also concatenate the original input so that the final dimension of the encoding is  $2L + d_0$ ,  $d_0$  being the dimension of the embedded input. The corresponding MLP head is then applied on the resulting representation to compute  $\mathbf{e}_{\mathbf{x}} \in \mathbb{R}^d$  and  $\mathbf{e}_{\mathbf{q}} \in \mathbb{R}^d$ . In a multi-scene scenario with  $n_s$  encoded scenes, a scene index  $s = 0, \dots, n_s - 1$  is encoded using Fourier Features as in Eq. 5, similarly to  $\mathbf{x}$  and  $\mathbf{q}$ , and then concatenated to their encoding before applying the respective MLP head.

### 3.3 Applications of Camera Pose Auto-Encoders

PAEs allow us to introduce prior information (i.e., localization parameters of the training set’s poses) at a low memory and run-time cost to improve the localization accuracy of APRs. We demonstrate this idea through two example applications: Test-time Position Refinement and Virtual Relative Pose Regression.

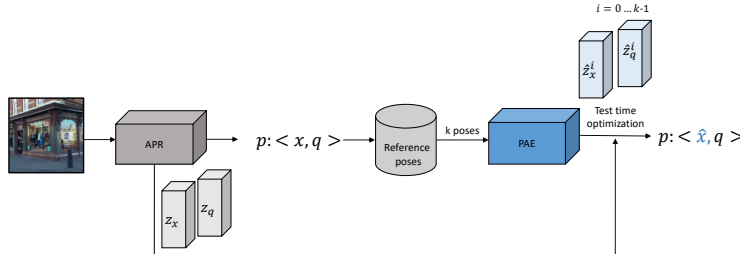
**Test-time Position Refinement** Given a pre-trained APR  $\mathbf{A}$  and a query image, we first compute the latent representations  $\mathbf{z}_{\mathbf{x}}$  and  $\mathbf{z}_{\mathbf{q}}$  and a pose estimate  $\mathbf{p} : \langle \mathbf{x}, \mathbf{q} \rangle$ . Using  $\mathbf{p}$ , we can get  $k$  poses of images from the training set, whose *poses* are the closest to the *pose* of the query image. This requires only to store the pose information  $\langle \mathbf{x}, \mathbf{q} \rangle \in \mathbb{R}^7$ , and not the images themselves. Given a pre-trained pose auto-encoder  $\mathbf{f}$ , we encode each of the  $k$  train reference poses,  $\{p_r^i\}_{i=0}^{k-1}$ , into latent representations:  $\{\hat{\mathbf{z}}_{\mathbf{x}}^i, \hat{\mathbf{z}}_{\mathbf{q}}^i\}_{i=0}^{k-1}$ . Using the simple test-time optimization shown in Fig. 3, we can estimate  $\mathbf{x}$  as an affine combination of train positions:

$$\mathbf{x} = \sum_{i=0}^{k-1} a_i x_r^i, \quad \text{s.t.} \quad \sum a_i = 1. \quad (6)$$

The weight vector  $\mathbf{a}$  is calculated by optimizing an MLP regressor for an affine combination of train pose encodings that are closest to the latent encoding of the image

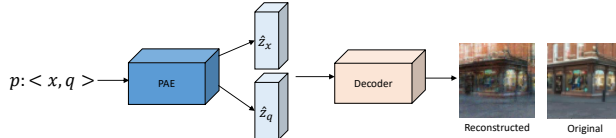
$$\begin{aligned} \mathbf{a} &= \arg \min_{\mathbf{a}} \left\| \mathbf{z}_{\mathbf{p}} - \sum_{i=0}^{k-1} a_i \hat{\mathbf{z}}_{\mathbf{p}_r}^i \right\|_2, \\ \text{s.t.} \quad \sum a_i &= 1, \quad \mathbf{z}_{\mathbf{p}} = \begin{bmatrix} \mathbf{z}_{\mathbf{x}} \\ \mathbf{z}_{\mathbf{q}} \end{bmatrix} \end{aligned}$$

A similar test-time optimization was shown to perform well for estimating the camera pose from the nearest image descriptors [31]. However, as opposed to poses, image descriptors mostly encode the image appearance and are thus encoder dependent.



**Fig. 3.** Test-time optimization of position estimation with PAEs.

**Virtual Relative Pose Regression** The proposed pose embedding encodes both visual and geometric information, allowing to reconstruct the respective image given *only* the input pose  $\mathbf{p} : \langle \mathbf{x}, \mathbf{q} \rangle$ . This can be achieved by training a simple MLP decoder  $\mathbf{D}$  to minimize the  $\mathbb{L}_1$  loss between the original and reconstructed images, as illustrated in Fig. 4. The ability to reconstruct images



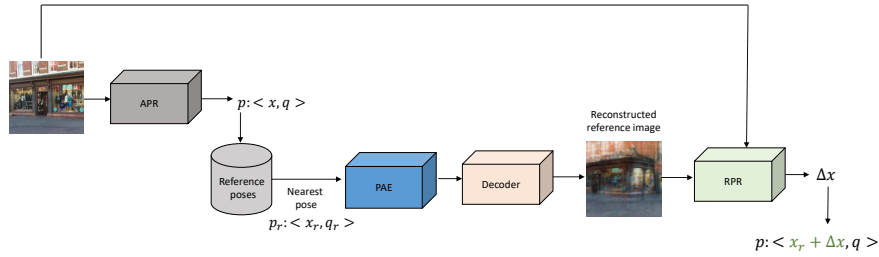
**Fig. 4.** Decoding images from learned camera pose encoding.

from pose encoding paves the way for performing *virtual* relative pose regression. While in regression-based RPR, the images are encoded by a CNN, we propose to encode only the localization parameters using the PAE. Specifically, as opposed to common relative pose regression, where the relative motion is regressed from latent image encoding of the query and nearest images, here we can encode reconstructed images ‘on-the-fly’. We can further exploit the *virtual* pose regression to improve the localization of APR (Fig. 5). Similarly to our test-time optimization procedure, we start by computing the pose estimate  $\mathbf{p} : \langle \mathbf{x}, \mathbf{q} \rangle$  from the query image using an APR  $\mathbf{A}$ . We then retrieve the closest train reference pose, encode it with a pre-trained pose auto-encoder  $\mathbf{f}$  and reconstruct the image with a pre-trained decoder  $\mathbf{D}$ . Given the query image and the reconstructed train image, a pretrained RPR can be applied to regress the relative translation from which a refined position estimate can be obtained.

### 3.4 Implementation Details

The proposed PAE consists of two MLP heads, each with four fully connected (FC) layers with ReLU non-linearity, expanding the initial Fourier Feature dimension to 64, 128, 256 and  $d$ , the APR latent dimension, respectively. In our





**Fig. 5.** Virtual relative pose regression for position estimation.

experiments, we set  $d = 256$ , for all APR architectures. We apply Eq. 5 with  $L = 6$  for encoding  $x$ ,  $q$  as well as the scene index  $s$  for multiscene PAEs. For training and evaluation, we consider different single- and multi- scene APR teachers: a PoseNet-like [16] architecture with different convolutional backbones (MobileNet[14], ResNet50[13] and EfficientNet-B0 [37]), and a recent state-of-the-art transformer-based APR (MS-Transformer[34]). We implement PoseNet-like APRs using a convolutional backbone of choice and an additional two FC layers and ReLU nonlinearity to map the backbone dimension to  $d$  and generate the respective latent representations for  $\mathbf{x}$  and  $\mathbf{q}$ . The regressor head consist of two FC layers to regress  $\mathbf{x}$  and  $\mathbf{q}$ , respectively. For MS-Transformer, we used the pretrained implementation provided by the authors. Our test-time optimization is implemented with  $k = 3$  nearest neighbors and  $n = 3$  iterations. For image reconstruction we use a four-layer MLP decoder with ReLU non-linearity, increasing the initial encoding dimension  $d$  to 512, 1024, 2048 and  $3hw^2$ , where  $h$  and  $w$ , the height and width of the reconstructed image, are set to 64. In order to perform virtual relative pose regression, we apply a Siamese network with a similar architecture to our PoseNet-like APRs. We use Efficient-B0 for the convolutional backbone and apply it twice. The resulting flattened activation maps are concatenated and then used to regress  $\mathbf{x}$  and  $\mathbf{q}$  as in PoseNet-like APRs (the only difference is in the first FC layer, which maps from twice the backbone dimension to  $d$ ). We implement all the models and the proposed procedures in PyTorch [24]. Training and inference were performed on an NVIDIA GeForce GTX 1080 GPU with 8Gb. In order to support easy reproduction of the reported results, we provide the implementation of all the architectures and procedures described in this paper and make our code and pre-trained models publicly available.

## 4 Experimental Results

### 4.1 Experimental Setup

**Datasets.** The proposed PAE scheme is evaluated using the 7Scenes [12] and the Cambridge Landmarks [16] datasets, which are commonly benchmarked in contemporary pose regression works [16,15,34]. The 7Scenes dataset consists of seven small-scale scenes ( $\sim 1 - 10m^2$ ) depicting an indoor office environment.

There are six scenes in the Cambridge Landmark dataset ( $\sim 900 - 5500m^2$ ) captured at outdoor urban locations, out of which four scenes were considered for our comparative analysis as they are typically used for evaluating APRs.

**Training Details.** We optimize the single-scene APR teachers using Adam, with  $\beta_1 = 0.9$ ,  $\beta_2 = 0.999$  and  $\epsilon = 10^{-10}$ . We minimize the learned pose loss (Eq. 2) and initialize its parameters as in [41]. Each APR is trained for 300 epochs, with a batch size of 32 and an initial learning rate of  $10^{-3}$ . For the MS-Transformer teacher, we use the provided pretrained models [34] for the CambridgeLandmarks and 7Scenes datasets. The PAEs are trained using the same training configuration as their teachers when optimizing the loss in Eq. 1. Our test-time optimization is performed with AdamW and a learning rate of  $10^{-3}$ . We applied Adam to optimize our decoder and relative pose regressor, with initial learning rates of  $10^{-2}$  and  $10^{-3}$ , respectively. Additional augmentation and training details are provided in the supplementary materials (suppl. materials).

## 4.2 Evaluation of Camera Pose Auto-Encoders (PAEs)

We evaluate the proposed PAEs by comparing the original localization error of the teacher APR and the error observed when using the APR’s head to regress the pose from the PAE encoding. We report the results for the Cambridge-Landmarks (Table 1) and 7Scenes (Table 2) datasets, respectively, using the MS-Transformer as the teacher APR. The student auto-encoder obtains an ac-

**Table 1.** Median position/orientation error in meters/degrees, when learning from images and when decoding a latent pose encoding from a student PAE. We use MS-Transformer [34], pre-trained on the CambridgeLandmarks dataset, as our teacher APR.

Method	K. College	Old Hospital	Shop Facade	St. Mary
Teacher APR	0.83/1.47	1.81/2.39	0.86/3.07	1.62/ 3.99
Student PAE	0.90/1.49	2.07/2.58	0.99/3.88	1.64/ 4.16

curacy similar to the teacher APR, across both datasets. While in most cases, the student accuracy is still inferior with respect to the teacher, in some cases (e.g., the orientation error for the Fire scene), the student provides a better estimation.

**Table 2.** Median position/orientation error in meters/degrees, when learning from images and when decoding a latent pose encoding from a student PAE (S. PAE). We use MS-Transformer[34], pre-trained on the 7Scenes dataset, as our teacher APR (T. APR).

Method	Chess	Fire	Heads	Office	Pumpkin	Kitchen	Stairs
T. APR	0.11/4.66	0.24 /9.60	0.14/12.2	0.17/5.66	0.18/4.44	0.17/5.94	0.26/8.45
S. PAE	0.12/4.95	0.24/ 9.31	0.14/12.5	0.19/5.79	0.18/4.89	0.18/6.19	0.25/8.74

### 4.3 Ablation Study

We further carry out different ablations to assess the proposed PAE architecture and the robustness of the proposed concept in different teacher APRs. Table 3 shows the median position and orientation errors for the KingsCollege scene from the CambridgeLandmarks dataset, obtained with three different PAE architectures: 2-layers MLP, 4-layers MLP and a 4-layers MLP applied in conjunction with Fourier Features (selected architecture). Although all three variants achieve similar performance, the latter achieves the best trade-off between position and orientation. Additional ablation study of the dimensionality of Fourier Features (the effect of  $L$ ) is provided in our suppl. materials (suppl. section 1.3).

**Table 3.** Ablations of the PAE architecture. We compare the median position and orientation errors when using shallow and deep MLP architectures with and without Fourier Features (position encoding). The performance is reported for the KingsCollege scene (CambridgeLandmarks dataset). The Teacher is a PoseNet APR with a MobileNet architecture.

<b>Auto Encoder Architecture</b>	<b>Position [m]</b>	<b>Orientation [deg]</b>
2-Layers MLP	1.27	<b>3.41</b>
4-Layers MLP	1.26	3.54
Fourier Features + 4-Layers MLP	<b>1.15</b>	3.58

Since PAEs are not limited to a particular APR teacher, we further evaluate several single- and multi- scene APR teacher architectures: three PoseNet variants with different convolutional backbones and MS-Transformer. Table 4 shows the results for the KingsCollege scene. The student auto-encoder is able to closely reproduce its teacher’s performance, regardless of the specific architecture used.

**Table 4.** Ablations of the teacher (single/multi-scene) APR architecture. We compare the median position and orientation errors when training on images and when decoding from a student auto-encoder. The performance is reported for the KingsCollege scene (CambridgeLandmarks dataset).

<b>APR Architecture</b>	<b>Teacher APR</b>	<b>Student PAE</b>
	[m/deg]	[m/deg]
PoseNet+MobileNet	1.24/3.45	1.15/3.58
PoseNet+ResNet50	1.56/3.79	1.50/3.77
PoseNet+EfficientNet	0.88/2.91	<b>0.83/2.97</b>
MS-Transformer	<b>0.83/1.47</b>	0.90/ <b>1.49</b>

Learning to encode camera poses allows us to leverage available prior information at a potentially low cost. We report the runtime and memory requirements associated with using a PAE and with retrieving and storing reference poses (Table 5). Applying a multi-scene PAE requires an additional runtime of 1.22ms and  $< 1$ Mb for the model’s weights. Storing all poses from the CambridgeLand-

marks and 7Scenes datasets incurs a total of 2.15Mb with an average retrieval runtime of 0.16ms.

**Table 5.** Additional runtime and memory required for using a PAE, and retrieving and storing reference poses.

Requirement	Runtime Memory	
	[ms]	[Mb]
Components		
Camera Pose Auto-Encoder	1.22	0.89
Retrieving and Storing Poses	0.16	2.15

#### 4.4 Refining Position Estimation with Encoded Poses

We evaluate the proposed use of PAEs (section 3.3) for position refinement and image reconstruction. Tables 6 and 7 show the average of median position/orientation errors in meters/degrees obtained for the CambridgeLandmarks and 7Scenes datasets, respectively. We report the results of single-scene and multi-scene APRs and the result when refining the position with our test-time optimization procedure for MS-Transformer (orientation is estimated with MS-Transformer without refinement). Using camera pose encoding of the train images achieves a new SOTA accuracy for absolute pose regression on both datasets. Specifically, we improve the average position error of the current SOTA APR (MS-Transformer) from 1.28 meter to a sub-meter error (0.96 meters) for the CambridgeLandmarks dataset and reduce it by 17% for the 7Scenes dataset (0.15 versus 0.18, respectively). We report additional results for single-scene APRs with position refinement as well as verification results obtained when starting from an initial guess of the pose, sampled around the ground truth pose, in our suppl. materials (suppl. section 1.4). Our test-time optimization achieves a consistent trend of improvement regardless of the specific APR architecture used and across scenes and datasets. The total additional runtime required for the proposed test-time optimization (retrieving poses, encoding them and computing the weights of the affine transformation) is 7.51ms.

We further explore the application of camera pose encoding for image reconstruction and virtual relative pose regression. Fig. 6 shows the original and reconstructed images from the Shop Facade (Cambridge Landmarks dataset) and the Heads (7Scenes dataset) scenes. Our simple MLP decoder learns to decode images at a 64x64 resolution. Although the reconstructed images are blurry, their main visually identifying features are clearly visible. In the context of our work, image reconstruction aims to serve virtual relative pose regression for refining the position of APRs. Table 8 reports the median position error for the ShopFacade and Heads scenes, for single scene and multi-scene APRs, and when refining the position through image reconstruction and relative pose regression (section 3.3). For both scenes, the proposed procedure improves the position accuracy of the teacher APR’s initial estimation and achieves a new SOTA position accuracy for absolute pose regression. The total run time required for this procedure (retrieving the closest pose, encoding it, decoding the image, applying the regressor, and computing the new position) is 15.31ms.

**Table 6.** Localization results for the Cambridge Landmarks dataset. We report the average of median position/orientation errors in meters/degrees. The best results are highlighted in bold.

APR Architecture	Average [m/deg]
PoseNet [16]	2.09/6.84
BayesianPN [17]	1.92/6.28
LSTM-PN [42]	1.30/5.52
SVS-Pose [21]	1.33/5.17
GPoseNet [7]	2.08/4.59
PoseNet-Learnable [15]	1.43/2.85
GeoPoseNet [15]	1.63/2.86
MapNet [6]	1.63/3.64
IRPNet [33]	1.42/3.45
MSPN [2]	2.47/5.34
MS-Transformer [34]	1.28/ <b>2.73</b>
<b>MS-Transformer + Optimized Position (Ours)</b>	<b>0.96/2.73</b>

**Table 7.** Localization results for the 7Scenes dataset. We report the average of median position/orientation errors in meters/degrees. The best results are highlighted in bold.

APR Architecture	Average [m/deg]
PoseNet [16]	0.44/10.4
BayesianPN [17]	0.47/9.81
LSTM-PN [42]	0.31/9.86
GPoseNet [7]	0.31/9.95
PoseNet-Learnable [15]	0.24/7.87
GeoPoseNet [15]	0.23/8.12
MapNet [6]	0.21/7.78
IRPNet [33]	0.23/8.49
AttLoc [43]	0.20/7.56
MSPN [2]	0.20/8.41
MS-Transformer [34]	0.18/ <b>7.28</b>
<b>MS-Transformer+Optimized Position (Ours)</b>	<b>0.15/ 7.28</b>

#### 4.5 Limitations and Future Research

Although our work demonstrates useful applications of the proposed PAEs for advancing APR accuracy, they focus on position estimation and image reconstruction. Our preliminary experiments show that for orientation estimation, the proposed encoding can provide a reasonable estimate but does not advance SOTA APR accuracy (suppl. section 1.5). Further research into orientation-optimized encoding, as well as different architecture choices for our decoder and relative pose regressor, are directions for further improvements. Another interesting aspect is the ability of camera PAEs to increase the resolution of the training set by encoding virtual unseen poses, which can enrich existing datasets with a minimal cost. We also note that APRs are a family of methods within a larger body of localization works (section 2). Although our work focuses on advancing the accuracy of APRs and extending them to use prior information, while maintaining its advantages (lightweight, fast, and robust to query camera



**Fig. 6.** Images reconstructed from learned camera pose encoding. (a)-(c) Original images from the Shop Facade and Heads scenes at a 64x64 resolution. (d)-(e) Corresponding reconstructed images.

intrinsic), it is still inferior to structure-based methods in terms of accuracy. We provide a comparison of different representative localization schemes to show the current gaps and advancements made (suppl. section 1.6).

**Table 8.** Median position error with/without virtual relative pose regression for the ShopFacade and Heads scenes (orientation error remains fixed).

APR Architecture	Shop Facade Heads	
	[m]	[m]
PoseNet [16]	1.46	0.29
BayesianPN [17]	1.25	0.31
LSTM-PN [42]	1.18	0.21
SVS-Pose [22]	0.63	--
GPoseNet [7]	1.14	0.21
PoseNet-Learnable [15]	1.05	0.18
GeoPoseNet [15]	0.88	0.17
MapNet [6]	1.49	0.18
IRPNet [33]	0.72	0.15
AttLoc [43]	--	0.61
MSPN [2]	2.92	0.16
MS-Transformer [32]	0.86	0.14
MS-Transformer + Virtual RPR (ours)	<b>0.62</b>	<b>0.10</b>

## 5 Conclusions

In this paper, we proposed Camera Pose Auto-Encoders for encoding camera poses into latent representations that can be used for absolute and relative pose regression. Encoding camera poses paves the way for introducing visual and geometric priors with relatively minor runtime and memory costs, and is shown to improve position estimation and achieve a new SOTA absolute pose regression accuracy across contemporary outdoor and indoor benchmarks.

## References

1. Balntas, V., Li, S., Prisacariu, V.: Relocnet: Continuous metric learning relocalisation using neural nets. In: Proceedings of the European Conference on Computer Vision (ECCV) (September 2018)
2. Blanton, H., Greenwell, C., Workman, S., Jacobs, N.: Extending absolute pose regression to multiple scenes. In: Proceedings of the IEEE/CVF Conference on Computer Vision and Pattern Recognition Workshops. pp. 38–39 (2020)
3. Brachmann, E., Krull, A., Nowozin, S., Shotton, J., Michel, F., Gumhold, S., Rother, C.: Dsac - differentiable ransac for camera localization. In: 2017 IEEE Conference on Computer Vision and Pattern Recognition (CVPR). pp. 2492–2500. IEEE Computer Society, Los Alamitos, CA, USA (jul 2017). <https://doi.org/10.1109/CVPR.2017.267>, <https://doi.ieeecomputersociety.org/10.1109/CVPR.2017.267>
4. Brachmann, E., Rother, C.: Learning less is more - 6d camera localization via 3d surface regression. In: 2018 IEEE/CVF Conference on Computer Vision and Pattern Recognition. pp. 4654–4662 (2018). <https://doi.org/10.1109/CVPR.2018.00489>
5. Brachmann, E., Rother, C.: Visual camera re-localization from rgb and rgb-d images using dsac. *IEEE Transactions on Pattern Analysis and Machine Intelligence* (01), 1–1 (apr 2021)
6. Brahmbhatt, S., Gu, J., Kim, K., Hays, J., Kautz, J.: Geometry-aware learning of maps for camera localization. In: IEEE Conference on Computer Vision and Pattern Recognition (CVPR) (2018)
7. Cai, M., Shen, C., Reid, I.: A hybrid probabilistic model for camera relocalization (2019)
8. Cavallari, T., Golodetz, S., Lord, N.A., Valentin, J.P.C., di Stefano, L., Torr, P.H.S.: On-the-fly adaptation of regression forests for online camera relocalisation. In: 2017 IEEE Conference on Computer Vision and Pattern Recognition, CVPR 2017, Honolulu, HI, USA, July 21–26, 2017. pp. 218–227. IEEE Computer Society (2017)
9. Ding, M., Wang, Z., Sun, J., Shi, J., Luo, P.: Camnet: Coarse-to-fine retrieval for camera re-localization. In: Proceedings of the IEEE/CVF International Conference on Computer Vision (ICCV) (October 2019)
10. Dusmanu, M., Rocco, I., Pajdla, T., Pollefeys, M., Sivic, J., Torii, A., Sattler, T.: D2-net: A trainable cnn for joint description and detection of local features. In: 2019 IEEE/CVF Conference on Computer Vision and Pattern Recognition (CVPR). pp. 8084–8093 (2019). <https://doi.org/10.1109/CVPR.2019.00828>
11. Fischler, M.A., Bolles, R.C.: Random sample consensus: A paradigm for model fitting with applications to image analysis and automated cartography. *Commun. ACM* **24**(6), 381–395 (Jun 1981)
12. Glocker, B., Izadi, S., Shotton, J., Criminisi, A.: Real-time rgb-d camera relocalization. In: 2013 IEEE International Symposium on Mixed and Augmented Reality (ISMAR). pp. 173–179 (2013). <https://doi.org/10.1109/ISMAR.2013.6671777>
13. He, K., Zhang, X., Ren, S., Sun, J.: Deep residual learning for image recognition. In: 2016 IEEE Conference on Computer Vision and Pattern Recognition (CVPR). pp. 770–778 (2016). <https://doi.org/10.1109/CVPR.2016.90>
14. Howard, A.G., Zhu, M., Chen, B., Kalenichenko, D., Wang, W., Weyand, T., Andreetto, M., Adam, H.: Mobilenets: Efficient convolutional neural networks for mobile vision applications. *arXiv preprint arXiv:1704.04861* (2017)

15. Kendall, A., Cipolla, R.: Geometric loss functions for camera pose regression with deep learning. In: 2017 IEEE Conference on Computer Vision and Pattern Recognition (CVPR). pp. 6555–6564 (2017). <https://doi.org/10.1109/CVPR.2017.694>
16. Kendall, A., Grimes, M., Cipolla, R.: Posenet: A convolutional network for real-time 6-DOF camera relocalization. In: 2015 IEEE International Conference on Computer Vision (ICCV). pp. 2938–2946 (2015). <https://doi.org/10.1109/ICCV.2015.336>
17. Kendall, A., Cipolla, R.: Modelling uncertainty in deep learning for camera relocalization. In: Proceedings of the International Conference on Robotics and Automation (ICRA) (2016)
18. Melekhov, I., Ylioinas, J., Kannala, J., Rahtu, E.: Image-based localization using hourglass networks. In: 2017 IEEE International Conference on Computer Vision Workshops, ICCV Workshops 2017, Venice, Italy, October 22-29, 2017. pp. 870–877. IEEE Computer Society (2017). <https://doi.org/10.1109/ICCVW.2017.107>
19. Mera-Trujillo, M., Smith, B., Fragoso, V.: Efficient scene compression for visual-based localization. In: 2020 International Conference on 3D Vision (3DV). pp. 1–10. IEEE Computer Society, Los Alamitos, CA, USA (nov 2020). <https://doi.org/10.1109/3DV50981.2020.00111>, <https://doi.ieeecomputersociety.org/10.1109/3DV50981.2020.00111>
20. Mildenhall, B., Srinivasan, P.P., Tancik, M., Barron, J.T., Ramamoorthi, R., Ng, R.: Nerf: Representing scenes as neural radiance fields for view synthesis. In: European conference on computer vision. pp. 405–421. Springer (2020)
21. Naseer, T., Burgard, W.: Deep regression for monocular camera-based 6-DoF global localization in outdoor environments. 2017 IEEE/RSJ International Conference on Intelligent Robots and Systems (IROS) pp. 1525–1530 (2017)
22. Naseer, T., Burgard, W.: Deep regression for monocular camera-based 6-DoF global localization in outdoor environments. In: IROS (2017)
23. Noh, H., Araujo, A., Sim, J., Weyand, T., Han, B.: Large-scale image retrieval with attentive deep local features. In: 2017 IEEE International Conference on Computer Vision (ICCV). pp. 3476–3485 (2017). <https://doi.org/10.1109/ICCV.2017.374>
24. Paszke, A., Gross, S., Massa, F., Lerer, A., Bradbury, J., Chanan, G., Killeen, T., Lin, Z., Gimelshein, N., Antiga, L., Desmaison, A., Kopf, A., Yang, E., DeVito, Z., Raison, M., Tejani, A., Chilamkurthy, S., Steiner, B., Fang, L., Bai, J., Chintala, S.: Pytorch: An imperative style, high-performance deep learning library. In: Wallach, H., Larochelle, H., Beygelzimer, A., Alche-Buc, F., Fox, E., Garnett, R. (eds.) Advances in Neural Information Processing Systems. vol. 32, pp. 8026–8037. Curran Associates, Inc. (2019)
25. Radwan, N., Valada, A., Burgard, W.: Vlocnet++: Deep multitask learning for semantic visual localization and odometry. IEEE Robotics and Automation Letters **3**(4), 4407–4414 (2018). <https://doi.org/10.1109/LRA.2018.2869640>
26. Rahaman, N., Arpit, D., Baratin, A., Draxler, F., Lin, M., Hamprecht, F.A., Bengio, Y., Courville, A.C.: On the spectral bias of deep neural networks. (2018)
27. Saha, S., Varma, G., Jawahar, C.V.: Improved visual relocalization by discovering anchor points. In: British Machine Vision Conference 2018, BMVC 2018, Newcastle, UK, September 3-6, 2018. p. 164. BMVA Press (2018)
28. Sarlin, P., Cadena, C., Siegwart, R., Dymczyk, M.: From coarse to fine: Robust hierarchical localization at large scale. In: 2019 IEEE/CVF Conference on Computer Vision and Pattern Recognition (CVPR). pp. 12708–12717 (2019). <https://doi.org/10.1109/CVPR.2019.01300>



29. Sarlin, P.E., Unagar, A., Larsson, M., Germain, H., Toft, C., Larsson, V., Pollefeys, M., Lepetit, V., Hammarstrand, L., Kahl, F., Sattler, T.: Back to the Feature: Learning Robust Camera Localization from Pixels to Pose. In: CVPR (2021)
30. Sattler, T., Leibe, B., Kobbelt, L.: Efficient & effective prioritized matching for large-scale image-based localization. *IEEE Transactions on Pattern Analysis and Machine Intelligence* **39**(9), 1744–1756 (2017). <https://doi.org/10.1109/TPAMI.2016.2611662>
31. Sattler, T., Zhou, Q., Pollefeys, M., Leal-Taixé, L.: Understanding the limitations of cnn-based absolute camera pose regression. In: 2019 IEEE/CVF Conference on Computer Vision and Pattern Recognition (CVPR). pp. 3297–3307 (2019). <https://doi.org/10.1109/CVPR.2019.00342>
32. Shavit, Y., Ferens, R.: Introduction to camera pose estimation with deep learning (2019)
33. Shavit, Y., Ferens, R.: Do we really need scene-specific pose encoders. In: To Appear in 2021 IEEE International Conference on Pattern Recognition (ICPR) (2021)
34. Shavit, Y., Ferens, R., Keller, Y.: Learning multi-scene absolute pose regression with transformers. In: 2021 IEEE International Conference on Computer Vision (ICCV) (2021)
35. Shotton, J., Glocker, B., Zach, C., Izadi, S., Criminisi, A., Fitzgibbon, A.: Scene coordinate regression forests for camera relocalization in rgb-d images. In: Proc. Computer Vision and Pattern Recognition (CVPR). IEEE (June 2013)
36. Taira, H., Okutomi, M., Sattler, T., Cimpoi, M., Pollefeys, M., Sivic, J., Pajdla, T., Torii, A.: Inloc: Indoor visual localization with dense matching and view synthesis. *IEEE Transactions on Pattern Analysis and Machine Intelligence* pp. 1–1 (2019). <https://doi.org/10.1109/TPAMI.2019.2952114>
37. Tan, M., Le, Q.: EfficientNet: Rethinking model scaling for convolutional neural networks. *Proceedings of Machine Learning Research*, vol. 97, pp. 6105–6114. PMLR, Long Beach, California, USA (09–15 Jun 2019)
38. Tancik, M., Srinivasan, P., Mildenhall, B., Fridovich-Keil, S., Raghavan, N., Singhal, U., Ramamoorthi, R., Barron, J., Ng, R.: Fourier features let networks learn high frequency functions in low dimensional domains. *Advances in Neural Information Processing Systems* **33**, 7537–7547 (2020)
39. Torii, A., Arandjelovic, R., Sivic, J., Okutomi, M., Pajdla, T.: 24/7 place recognition by view synthesis. *IEEE Trans. Pattern Anal. Mach. Intell.* **40**(2), 257–271 (feb 2018)
40. Turkoglu, M., Brachmann, E., Schindler, K., Brostow, G.J., Monszpart, A.: Visual camera re-localization using graph neural networks and relative pose supervision. In: 2021 International Conference on 3D Vision (3DV). pp. 145–155. Los Alamitos, CA, USA (dec 2021)
41. Valada, A., Radwan, N., Burgard, W.: Deep auxiliary learning for visual localization and odometry. *ICRA* pp. 6939–6946 (2018)
42. Walch, F., Hazirbas, C., Leal-Taixé, L., Sattler, T., Hilsenbeck, S., Cremers, D.: Image-based localization using lstms for structured feature correlation. In: 2017 IEEE International Conference on Computer Vision (ICCV). pp. 627–637 (2017). <https://doi.org/10.1109/ICCV.2017.75>
43. Wang, B., Chen, C., Lu, C.X., Zhao, P., Trigoni, N., Markham, A.: Atloc: Attention guided camera localization. In: *Proceedings of the AAAI Conference on Artificial Intelligence*. vol. 34, pp. 10393–10401 (2020)
44. Wu, J., Ma, L., Hu, X.: Delving deeper into convolutional neural networks for camera relocalization. In: 2017 IEEE International Con-

- ference on Robotics and Automation (ICRA). pp. 5644–5651 (2017).  
<https://doi.org/10.1109/ICRA.2017.7989663>
45. Xue, F., Wu, X., Cai, S., Wang, J.: Learning multi-view camera relocalization with graph neural networks. In: 2020 IEEE/CVF Conference on Computer Vision and Pattern Recognition (CVPR). pp. 11372–11381 (2020).  
<https://doi.org/10.1109/CVPR42600.2020.01139>
  46. Yen-Chen, L., Florence, P., Barron, J.T., Rodriguez, A., Isola, P., Lin, T.Y.: iNeRF: Inverting neural radiance fields for pose estimation. In: IEEE/RSJ International Conference on Intelligent Robots and Systems (IROS) (2021)