

# Developing an AI-enabled IIoT platform - Lessons learned from early use case validation\*

Holger Eichelberger<sup>1</sup>, Gregory Palmer<sup>2</sup>, Svenja Reimer<sup>3</sup>, Tat Trong Vu<sup>2</sup>,  
Hieu Do<sup>2</sup>, Sofiane Laridi<sup>2</sup>, Alexander Weber<sup>1</sup>, Claudia Niederée<sup>2</sup>, and  
Thomas Hildebrandt<sup>4</sup>

<sup>1</sup> University of Hildesheim, Software Systems Engineering, Universitätsplatz 1, 31141  
Hildesheim, Germany

<sup>2</sup> University of Hannover, L3S, Appelstraße 9a, 30617 Hannover, Germany

<sup>3</sup> University of Hannover, IFW, An der Universität 2, 30832 Garbsen, Germany

<sup>4</sup> Phoenix Contact, Flachsmarktstraße 8, 32825 Blomberg, Germany

**Abstract.** For a broader adoption of AI in industrial production, adequate infrastructure capabilities are crucial. This includes easing the integration of AI with industrial devices, support for distributed deployment, monitoring, and consistent system configuration.

Existing IIoT platforms still lack required capabilities to flexibly integrate reusable AI services and relevant standards such as Asset Administration Shells or OPC UA in an open, ecosystem-based manner. This is exactly what our *next level Intelligent Industrial Production Ecosphere* (IIP-Ecosphere) platform addresses, employing a highly configurable low-code based approach.

In this paper, we introduce the design of this platform and discuss an early evaluation in terms of a demonstrator for AI-enabled visual quality inspection. This is complemented by insights and lessons learned during this early evaluation activity.

**Keywords:** IIoT · Industry 4.0 · Platform · Artificial Intelligence · Asset Administration Shells.

## 1 Introduction

The field of artificial intelligence (AI) has made significant progress in recent years, in particular thanks to leveraging advances in the training of deep neural networks [20]. In numerous areas AI performance is comparable to human performance, e. g., for object detection and image classification tasks [26,34]. As a result AI-based methods are increasingly being applied in a large variety of application domains for supporting automated decision processes [36]. An economically highly relevant application domain for AI is industrial production [1,29]. Here AI-based methods can increase effectiveness, improve quality and reduce

---

\* Supported by the German Ministry of Economics and Climate Action (BMWK) under grant numbers 01MK20006A and 01MK20006D.

costs as well as energy consumption [28,32]. The most prominent example is AI-based condition monitoring, which intelligently reduces maintenance costs and down times [6]. Further promising application areas include AI-based quality control [21,27], job-shop scheduling [8,39] and smart assembly systems [22].

A number of tools and libraries exist for easing the development and training of AI models – further augmented by the availability of powerful pre-trained models[13]. However, other steps in the data science process for intelligent production are less well supported. This includes, for example, data acquisition (often not supported by the existing, long-lived and expensive legacy production systems) and the deployment of AI methods within close proximity of the target machines, i. e., on industrial edge devices.

Operating an AI solution in an industrial context requires many supporting capabilities, including components for monitoring, resource management, data storage, integration with production and business processes, and configuration [35]. Although several Industrial Internet of Things (IIoT) platforms (also known as Industry 4.0 platforms) do exist, e.g., Siemens MindSphere, PTC ThingWorkx or AWS IoT, they usually fall short in some of the aforementioned aspects. Furthermore, they lack in flexibility, openness, freedom of installation (cloud vs. on-premise) or timely support for relevant standards [33], which are crucial for the demand-driven development and the operation of evolving, long-lived production systems. Researching and developing concepts for a flexible, open, standard-enabled and yet vendor-neutral IIoT platform is one of the core aims of the IIP-Ecosphere project (next level Intelligent Industrial Production ecosystem)<sup>5</sup>. Our IIP-Ecosphere platform aims for a low-code approach combining model-based configuration, code-generation techniques with relevant industrial standards, e.g. OPC UA (Companion Specs) or the currently trending Asset Administration Shells (AAS) [17,30]. An AAS follows an approach to describe assets, e.g., products or tools, in a machine-readable and vendor-independent manner, thus, smoothing information exchange and enabling innovative cross-company processes.

In this paper, we introduce the IIP-Ecosphere platform for intelligent industrial production and an early validation in terms of a demonstrator use case on AI-enabled visual quality inspection. We presented our use case at the *Hannover Messe 2022*, one of the world’s largest trade fairs, exhibiting the state-of-the-art (SOTA) w. r. t. innovative technological developments in industry. Besides technical aspects, the specific contribution of this paper is on the identification of challenges imposed by such an application and lessons learned for the engineering of intelligent IIoT platforms. The remainder of this paper is structured as follows. First, we discuss related work in Section 2 and then introduce the IIP-Ecosphere platform in Section 3. In Section 4 we define our use case and then focus on the technical use case realization in Section 5. In Section 6, we discuss the lessons that we learned from this early demonstrator-based validation and in Section 7 we conclude with an outlook on future work.

---

<sup>5</sup> <https://www.iip-ecosphere.de/>

## 2 Related Work

In [33], we analyzed 21 industrial IIoT platforms. The platforms of highest industrial relevance were selected for this analysis from the large and evolving set of existing IIoT platforms - some sources mention more than 450 different software platforms and [19] found more than 1200 vendors. We focused on 16 topics that are relevant for AI application in production, including AI capabilities, edge support, configurability, cloud vs. on-premise installation, use of standards including AAS integration. While most of the platforms provide some AI capabilities, the support is currently rather diverse, ranging from advanced service integrations to plain Python AI frameworks. Except for one platform, which allows on-premise installation, all other reviewed platforms are cloud-based. Most of the analyzed platforms do not allow a deployment of own (AI) services on edge devices and recent standards such as OPC UA are rarely supported or, for AAS, not supported at all. As surveyed in [25] with 75 companies, only 50% utilize cloud, while only 30% operate a platform. For the platform users, complexity, unclear license and cost models limit or even prevent the adoption of an IIoT platform. On the scientific side, an ongoing SLR reveals that researched platforms usually focus on a narrow inclusion of standards (MQTT, OPC UA), very limited configuration approaches, or non-industrial edge devices such as Raspberry PI. Notable platform concepts are discussed for protocols in [31], edge usage [7,31], on-premise option, [12,24,31], configurability [12,24] or AI capabilities [7,12,31].

In contrast, we present an AI-enabled IIoT platform that addresses identified gaps and industry-relevant capabilities. In particular, our platform focuses on openness, standard support, interoperability, configurability, industrial edge devices and production-relevant AI capabilities. Furthermore, our platform is to our knowledge the first to rely on a deep integration of AAS, e.g., to represent (runtime) component information or to steer platform operations.

With respect to the AI-services, we evaluate our platform using SOTA convolutional neural networks (CNNs), which have enabled a significant number of recent breakthroughs in the fields of computer vision and image processing [15]. CNNs' strength is their ability to automatically learn feature representations from raw image data [3]. With ever more advanced architectures emerging, CNNs are increasingly being utilized within an Industry 4.0 context – from end-of-the-line visual inspection tasks [27] to predictive maintenance and fault detection [37]. In addition, while our current use case focuses on visual inspection, approaches where CNNs process encoded time-series data as images are increasingly being used in intelligent manufacturing [14,18,38].

## 3 IIoT Platform

The IIP-Ecosphere platform is planned as a *virtual platform*, which can easily be added to existing production environments and augments existing functionality with AI capabilities, particularly through standardized protocols. During an intensive and interactive requirements collection for the platform [10], our industrial stakeholders expressed in particular three core demands, namely

1. the use of AAS to facilitate interoperability between products, processes and platforms. While the standardization of formats for AAS is still in progress, the aim here is to explore the capabilities and limitations of AAS, while also considering more advanced uses, e.g., for software components. This early validation is also used to feed back requirements into the development of the AAS standard.
2. the vendor-independent deployment of AI and data processing components within close proximity of the machines. This involves exploiting heterogeneous industrial edge devices in an open manner. In our case, this is smoothly integrated with the overall AAS approach of the platform by equipping the edge devices with a (vendor-provided or own) AAS providing deployment control operations.
3. a loose integration of AI tools, in particular for the development of an AI approach and for AI training. In other words, the platform shall support a data scientist in the development of the solution while not limiting the freedom of choice regarding AI and data science tools.

Based on more than 150 top-level requirements [10], we designed a layered, service-oriented architecture for our platform. As we have to deal with a wide variety of service realizations including Java classes, Python scripts and even binary executables, we employ a rather open notion of the term *service*<sup>6</sup>. Services can be application-specific or generic, adaptable ones shipped with the platform.

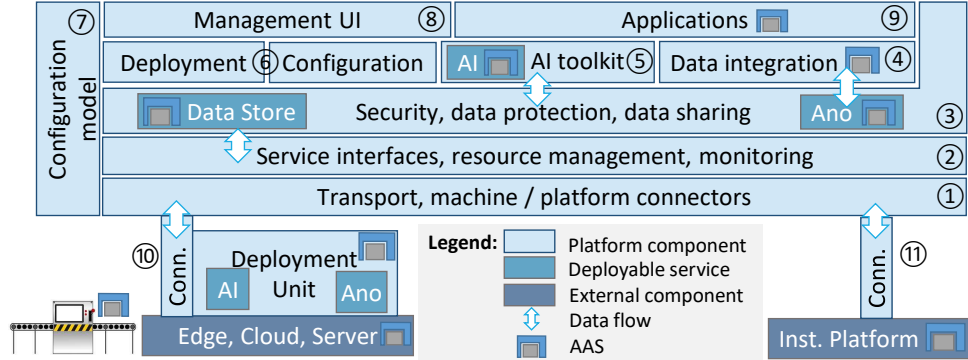


Fig. 1: Platform component overview.

Figure 1 illustrates the main building blocks. The lowest layer ① focuses on the communication, i.e., the data *transport* among components (such as MQTT or AMQP), but also with machines or other platforms through pluggable *connectors* (e.g., OPC UA, MQTT, AAS).

<sup>6</sup> In more details, for us a service is a function with defined input- and output data/management interfaces, which can process data either in synchronous or asynchronous fashion, and can optionally be distributable.

The *services layer* ② defines the service management interfaces and realizes mechanisms for resource management and monitoring. Moreover, this component contains language-specific execution environments to ease the realization, integration and execution of individual services, e.g., for Java or Python.

The *security services layer* ③ realizes additional platform-provided functionality that allows for enhancing security through secure data processing and data sharing. Here, one example service is a generic anonymization and pseudonymization service that can safeguard the processing of data about persons.

The components in the next layer realize advanced services. For the data processing, these are a semantic *data integration* ④ of multiple data sources as well as production-specific AI methods in terms of an *AI toolkit* ⑤. Besides an integration of open source components such as Python packages, the platform can also integrate commercial components, e.g., the RapidMiner Real Time Scoring Agent (RTSA)<sup>7</sup>, a generic execution environment for AI workflows. In the same layer, two core components of the platform are located, the mechanisms for consistent configuration and control of the heterogeneous service deployment to execution resources ⑥. The configuration component is based on a cross-cutting configuration model ⑦, which integrates classical software product line concepts [23] like optionalities, alternatives and constraints with topological capabilities [9] for modeling the graph-based data flows of an IIoT application.

The top-most layer contains the integrated applications as well as a *web-based user interface* ⑧ for managing the platform. An *application* ⑨ consists of contributions to the configuration model defining the data types and generic or application-specific services to be used as well as their data flows.

Depending on the application, connectors and services can be distributed to the executing resources ⑩, e.g., edge devices in virtualized manner, i.e., as (Docker) containers. Therefore, a part of the platform is running on the device, which executes deployment and service commands issued by the central management parts of the platform. Moreover, the platform can communicate with already installed software or platforms via connectors ⑪. Many tasks of creating such an application are automated in a model-based, generative fashion based on the configuration model. Examples are the generation of interfaces and basic implementations of application-specific services, the adaptation of generic services to application-specific data formats by glue code, the generation of machine connectors based on low-code specifications in the configuration model, or integration and packaging of the application.

As mentioned above, the platform supports actual standards in the IIoT domain and, in particular, the currently evolving AAS. As indicated in Figure 1, components that are provided by third parties such as services, applications or devices/machines are described in terms of an own AAS, e.g., through a (pragmatic use of) the nameplate for industrial devices [2]. The platform also maintains an encompassing AAS for itself. This consists of 11 submodels, which references the third-party AAS and provides additional elements, e.g., runtime monitoring properties [4] or management operations.

<sup>7</sup> <https://docs.rapidminer.com/9.4/scoring-agent/deploy-rts/>

For the development of the open source IIP-Ecosphere platform<sup>8</sup>, we build upon and integrate at the time of writing 23 open source components, in particular from the Eclipse IoT ecosystem such as BaSyx<sup>9</sup> for the realization of AAS. All integrated components (including BaSyx) are treated as optionalities or alternatives [23] and utilized in the platform only through platform interfaces and code adapting the component to the respective interface. On the one hand, this facilitates openness and systematic variability, e.g., of the platform transport protocol. On the other hand, an interface-based integration eases coping with unexpected external changes of components, as in most situations only the implementation of the interface must be adjusted accordingly.

## 4 Demonstrator Use-case Description

For a first validation of our platform we have selected a use case consisting of a simple AI-based quality inspection for individualized products. The use case utilizes industrial components such as a cobot and an industrial edge device for realistic validation results. Therefore, despite being of small scale, the use case is tailored to investigate the following questions:

- Q1 What are the practical challenges when bringing AI-based quality inspection close to the machines, i.e., onto an edge device? In more detail, What is the ability of the platform to automatically deploy AI services on the edge irrespective of model specific dependencies?
- Q2 How can AAS be best exploited in support of quality inspection in lot-size-one (individualized) production settings?
- Q3 How well does the platform support integrating different involved technologies (AI, cobot, edge, etc.) and developing the respective IIoT application?
- Q4 How can an IIoT application be developed by an interdisciplinary team as required in such a setting? Often, interdisciplinarity is seen as a special challenge when realizing, e.g., data analysis [16] or cyber-physical systems [11].

As products we are using small aluminum cars, which are produced for this purpose. The cars vary w. r. t. product properties such as wheel color or engravings. Accompanying production, AAS capturing those properties are generated and made available to the platform via an AAS registry. Quality inspection is performed based on three position images taken of the car models using a 5 axis cobot arm with a mounted camera. AI models trained for this purpose are used for quality control and deployed onto the edge for this purpose. Based on the AI results, the quality is measured along two axis: a) conformance with production specification (as given by the product's AAS) and b) quality of production (existence of scratches).

<sup>8</sup> <https://github.com/iip-ecosphere>

<sup>9</sup> <https://www.eclipse.org/basyx/>

## 5 Demonstrator Realization

The demonstrator use case has been successfully implemented. In the following, we provide insights into the employed hardware, the interaction of the components/services, the role of our platform and describe the AI service.

The IIoT hardware of the demonstrator consists of a Universal Robots UR5e cobot<sup>10</sup> equipped with a Robotiq wrist cam<sup>11</sup> as well as a Phoenix Contact AXC 3152, a combined Programmable Logic Controller (PLC) and edge device<sup>12</sup> with an Intel Atom processor, 2 GByte RAM, and 32 GByte SD-based hard drive. In addition, a usual PC plays the role of the central IT running our platform and a tablet is used to present the application user interface.

The software side consists of four main components, the **Cam source** as image input, the **Python AI**, the **Action Decider** controlling the overall process and the **App AAS** as data sink. Furthermore, two connectors, the **OPC UA connector** and the **AAS connector** integrate the hardware as well as the external car AAS.

As illustrated in Figure 2, those components together form the demonstrator application<sup>13</sup>. We briefly describe the design of the components and their interactions in terms of a normal execution sequence<sup>14</sup>.

The quality inspection process is initiated by pressing a physical button connected to the AXC ①, which reflects the button status on its OPC UA server. A customized OPC UA connector provided by our platform observes the change and informs the **Action Decider**. Alternatively, the user can press a UI button on the tablet. The UI is based on an application AAS provided by the **App AAS** service, which provides processing results as well as operations, such as starting the inspection process.

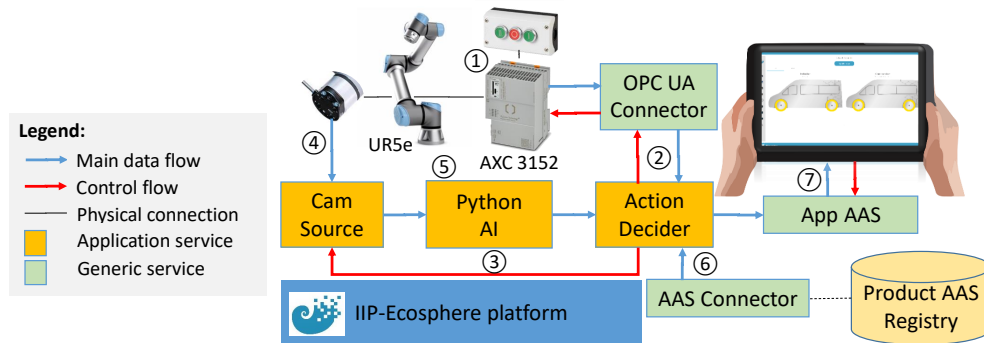


Fig. 2: Demonstrator components and data flows.

<sup>10</sup> <https://www.universal-robots.com/de/produkte/ur5-roboter/>

<sup>11</sup> <https://www.universal-robots.com/plus/products/robotiq/robotiq-wrist-camera/>

<sup>12</sup> <https://www.phoenixcontact.com/de-de/produkte/steuerung-axc-f-3152-1069208>

<sup>13</sup> We plan to make the source code of the demonstrator available as open source.

<sup>14</sup> A video showing our setup is available at: <https://youtu.be/36Xtw1L2XkQ>.

The **Action Decider** ② initiates a movement of the robot arm to one of the three visual scanning positions (QR position, left or right car side) and requests the **Cam Source** ③ to take a picture from the wrist cam ④. In the QR position, the **Cam Source** performs a QR-code detection and augments the input data by the QR payload. Pictures are subsequently taken for the left and right car side. Each picture is streamed to the **Python AI**, which aims to detect the product properties ⑤. The AI results including the actual picture form the input to the **Action Decider**. Based on the QR payload, the **Action Decider** obtains the product AAS ⑥ and compares the information detected by the AI and the configured information.

The comparison results as well as trace information on all intermediary steps are handed over to the **App AAS** ⑦, which is presented by the Angular-based application UI on the tablet. The UI application is entirely based on AAS. It enables following the entire quality inspection process, visually browsing backward and forward on demand. Furthermore, it confronts in an illustrative way the picture of the product according to the specification with a picture of the product as it is seen by the AI. This has proven to be very useful for the demonstration of the use case on the trade fair. Moreover, it allows the inspection of all underlying services running on the platform through their individual AAS.

With respect to the platform, the application as depicted in Figure 2 is modeled as data flow in the platform configuration model. The application instantiation process created application-specific interfaces of the three application-specific services (**Cam Source**, **Python AI**, **Action Decider**), customized generic connectors and services (**OPC UA connector**, **AAS connector** and **App AAS**) for their use in the application, generated glue code for the distributed stream-based service execution and performed the Maven-based integration and packaging of the application. In summary, the application (except for the application UI) consists of about 8.2 KLOC, whereby 51% are generated and 49% are manually written (30% production and 19% testing code). At runtime, the platform cares in particular for the distribution of the services to the target devices, the execution of services and container as well as for the runtime monitoring.

Below, we detail the most complex component of the application, the Python-based AI service. Our use-case presents us with four AI-related challenges: a) tire color detection; b) detection of an engraving towards the rear of the vehicle, if present, then both on right rear and left rear sides; c) classification of the number windows [1, 3]; and d) the detection of scratches (drawn on using a black non-permanent marker pen, also allowing for an interaction opportunity with the audience). Task a) is trivially solved using a range based color threshold approach, where ranges for each of the four color types (red, green, yellow, black) are found upon converting our training images into HSV color-space. For the remaining tasks we utilized deep CNNs. We find that each problem benefits from a custom preprocessing step, prior to feeding the image into the model. Furthermore, given the limited capacity of the edge device, we train a distinct model for each task that can be loaded when required, instead of training one big model for all three tasks. Given the small size of our dataset (consisting of 200 images),



common dataset augmentation techniques (e. g., random flipping, rotation and zooming in/out) are utilized to avoid overfitting our models. We describe each model and respective preprocessing steps in detail below. Hyperparameters that are consistent across our models include: an Adam optimizer; a learning rate of  $1e-4$ ;  $\beta_1 = 0.9$ ;  $\beta_2 = 0.999$ ;  $\epsilon = 1e-07$ ; 1000 training epochs; a batch size of 20; Relu activation layers; and a training / test ratio of 9:1. All models reach  $\sim 99\%$  and  $\sim 95\%$  accuracy on the training and testing datasets respectively.

*Scratches detection:* For preprocessing we first apply the same color range based thresholding approach to eliminate colors within the range of the car’s color (see Figure 3). The CNN for this task consists of separable convolutional layers [15], representing a light weight alternative to normal convolutional layers without significantly impacting performance. Separable convolutional layers are therefore well suited for edge devices with limited capacity w. r. t. memory. The model is trained using a binary cross entropy loss function (sigmoid).

*Engraving detection:* For this task we used OpenCV’s edge detection to find a mask that can highlight the engraving (see Figure 4 for examples). The rest of the process is the same as for the scratch detection outlined above.

*Windows detection:* This task is more challenging than the others, as windows can be confused with “scratches” (see Figure 5). To overcome this challenge we utilize a model that receives two inputs: 1.) a mask that highlights both the car windows and the scratches; and 2.) the mask from the first task (scratches detection). Feeding in both masks allows the model to learn to recognise anomalies. A categorical cross entropy loss function (softmax) is used for training the model, since we have three different window configurations.

To gain first insights into the performance of executing the AI on the employed hardware, we pragmatically measure the inference time per image in the target setup. Per image, the Python AI consumes 0.4-0.5 s on the PC and 3-5 s on the edge device. A performance drop is not surprising here, as the edge is a resource-constrained device, which dedicates parts of its CPU and memory to hard realtime processes. Moreover, the hard drive is SD-based, which may limit file transfer, e.g., when reading AI models. However, the measurements of both devices exceed by far the required production machine pace of 8 ms [10]. Thus, further optimizations are needed, e.g., by employing a GPU or TPU co-processor (a TPU module is available for the AXC 3152) or programming level optimizations, e.g., to avoid re-loading models in a streaming setup.




Fig. 3: Result of applying our preprocessing prior to scratch detection.

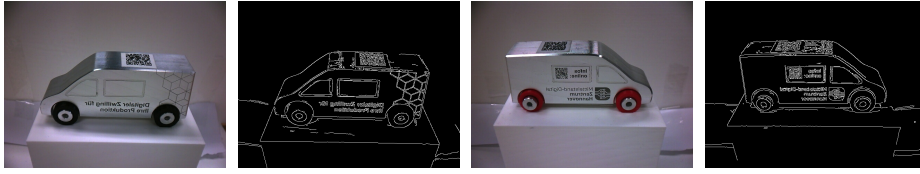


Fig. 4: Two examples of before/after preprocessing for detecting the engraving.

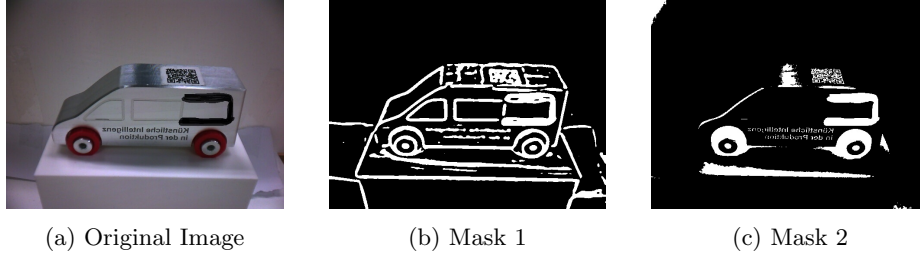


Fig. 5: Window detection task example, where a window is drawn onto the vehicle. Both mask from Sub-Figures 5b and 5c are fed into the model, the first highlighting both windows and scratches, while Mask 2 emphasises the scratch.

## 6 Lessons Learned

We implemented our use case and successfully demonstrated it and the underlying platform at Hannover Messe 2022 – a large international industrial trade fair. In addition, in realizing the use case we collected a number of experiences and encountered a diverse set of unexpected issues.

In this section, we summarize and discuss the most relevant experiences and issues as lessons learned for the target community. In this context, we revisit also the questions Q1-Q4 from Section 4.

**IIoT integration:** Incorporating the cobot, the edge, the camera as well as the IT components and the AI models into an IIoT application (and make them interact “smoothly”) was well supported by the platform. This is especially due to integrated protocols, generated connectors as well as data flows (Q3). However, it also proved to be much more challenging than expected. A major reason for this is that several technological borders have to be bridged, where each of those technologies comes with their own paradigms, languages, and (only partially documented) limitations. We especially experienced this, when incorporating the cobot (edge - cobot interaction) and the camera (edge - camera interaction).

For the *edge-cobot communication*, several integration paths have been explored. This included ProfiNet, direct wiring and a software solution based on the robot operating system ROS<sup>15</sup>. Although ProfiNet is a standardized network

<sup>15</sup> <https://www.ros.org/>

protocol and the Phoenix Contact PLCnext programming environment provides a function brick for the integration of UR cobots, the establishment of a reliable bi-directional communication between edge and cobot was hindered by a lack of sufficient documentation. Alternatively, direct wiring of digital in- and outputs between edge and cobot is a feasible approach, but limited in flexibility due to the number of supported wires and difficult in realization, as here low-level signal details must be considered for the programming. In the end a ROS-based solution was selected due to its easier integration with the platform.

From the *integration of the camera with the edge* we learned that the capacity of the involved devices might depend upon the way they are connected - and not all devices support all types of connections. For the case of the camera, for example, some functionalities such as explicitly controlling the focal length, lighting, or image preprocessing - although supported when connected via USB - are not accessible via other communication paths. Since the employed edge does not support USB, it had to be connected indirectly via a Web Server and networking limiting the available functionalities.

In summary, we learned that integrating IIoT devices requires cross-domain expertise (Q4), e.g., in our case from the automation domain, the robot manufacturer and the application/software side. Here, more plug-and-play opportunities or agreed protocols such as OPC UA are desirable. However, this seems to require further standardization efforts as the actual OPC companion specification for robots only allows for reading the robot state rather than taking control over a robot.

**Container virtualization on constrained resources:** To support heterogeneous devices, the platform encourages the virtualization of the distributed service execution through container technology. However, building a container for an edge device requires a careful software selection, consideration of processor capacities, memory and disk spaces as well as subsequent optimization of the container (Q1). For achieving the container-based AI deployment on the employed edge, for example, several iterations were required. The initially used TensorFlow is shipped as a monolithic 2 GByte Python package. However, installing all required components results in a container with a 4.2 GByte disk footprint, which can easily exceed the capacity of the employed edge device. Furthermore, TensorFlow did not support the Atom processor of the edge device. We therefore switched to TensorFlow light, which requires an upfront conversion of the AI model and, in effect, leads to a container size of about 2.6 GB. An alternative is to utilize tailored compilations for such devices, if available. Here, better modularization of such libraries, e.g., an inference-only TensorFlow as well as official, easy-accessible builds of native software for different processor versions would be desirable. However, inference only models are at a disadvantage within non-stationary domains that require online learning.

**AI in Production Context:** Our experience regarding AI for production is twofold. On the one hand, it is important to carefully assess whether complex AI methods really bring benefits over algorithmic methods, e.g., a threshold-based method for wheel color detection. This is in particular important when deploying

AI to resource constrained devices. On the other hand, AI tasks in an industrial production context, are in many cases more complex than expected from theory, because the physical environment of the AI application may have a strong influence, e.g., light, heat, vibration. In our case, AI needed to be tuned due to light reflection on polished aluminium and changing lighting conditions in different settings (lab, trade fair ground). Furthermore, careful data preprocessing also proved to be very effective already in our relatively controlled environment.

**Service Testing Sandbox:** Besides platform components, it is essential to test application-specific services and components. Setting up such tests is a complex task, depending on the frameworks, techniques and conventions employed by the platform. We experienced this when integrating the Python-based AI service as it implicitly involves different programming languages as well as the underlying stream processing environment, in our case Spring Cloud Stream (SCS)<sup>16</sup>. In other words, such a test requires setting up a SCS-based service test, which calls the managing Java stream component and, through the Python service environment, the actual Python service code. Moreover, it is desirable to enable testing for application developers, who do not (yet) have deep knowledge about platform internals (Q4). To ease testing for platform users and based on the integration experiences that we made, we plan to generate a test basis for each application service, which transparently sets up the SCS environment and also feeds the service with test data in a uniform manner.

**Asset Administration Shells:** The exploitation of AAS in the context of lot size 1 production has proven very useful (Q2). AAS provide a manageable means to capture, update and check individualized production information across individual processes (in our case production and quality control) and across unit and organizational borders in an interoperable way<sup>17</sup>. However, it has also shown that accompanying tools and infrastructure are crucial to make the use of AAS feasible (see also the discussion of BaSyx below). This is especially true, when AAS instances are required for individual products (not only for machines). In this case, an AAS editor, such as the frequently mentioned AASX package explorer<sup>18</sup>, may be helpful for AAS templates, but it is of little use for creating instances, as it is meant for supporting manual rather than for mass creation of AAS instances. Here, the automatic generation of AAS instances has proven to be a viable and effective way to create individual AAS based on production data. This is also very much in line with the low-code approach of our platform, which heavily relies on generated software artifacts (e.g., service code).

**BaSyx Experience:** Overall, our experience with BaSyx was mostly positive, as it allows to effectively realize complex, distributed AAS-based applications or our platform AAS. However, it also became obvious that BaSyx is still in development and lacks some stability. For example, adding many elements (more than 1000 in a few seconds) to a submodel or removing such elements

<sup>16</sup> <https://spring.io/projects/spring-cloud-stream>

<sup>17</sup> In the future, AAS formats that are currently in standardization will probably further facilitate interoperability)

<sup>18</sup> <https://github.com/admin-shell/aasx-package-explorer>

(e.g., by parallel processes) caused excessive CPU consumption. In our case, we mitigated these problems by aggressive filtering to focus on relevant information. Moreover, a more fine-grained modularization of BaSyx for application on resource-constrained devices would be desirable (although not causing issues on the same scale as, e.g., TensorFlow).

**Platform Benefits:** Overall, using the IIP-Ecosphere platform allowed us to build the demonstrator in relatively short time (within four weeks from first conception, including planning, discussions, workarounds and bug fixing). To a large degree, we attribute this to the low-code model-based approach, which implies guidelines and structuring principles. For example, as an initial model of the application must exist before services can be implemented, the involved parties are motivated to agree on an application design first strengthening their joint vision and understanding (Q4). From a technical and an organizational perspective, the service interfaces that we derived next, led to a clear separation of interests but also to ownerships, which contributes to Q3 (here into AI, UI, robot control and supporting services). Moreover, the platform approach also gives structural guidance, e.g., on the organization of code artifacts for different programming languages so that packaged application artifacts can be deployed and executed by the platform. Further, the code generation helped us speeding up the development. In particular, the complete generation of OPC UA and AAS connectors from the model saved considerable amount of time. As already mentioned in Section 4, more than half of the application code was generated, relying on frameworks that were already tested and integrated into the platform. Further, the code generation even enabled us to quickly realize changes to the processing in an agile and consistent manner. Although the standardization of AAS is currently in progress, the existing AAS modeling concepts are already beneficial in data exchange as they lead to a uniform representation of data structures that are helpful, e.g., when realizing an application UI. A further benefit is that a platform provides an environment to realize services more easily, even without knowing details on machine connectors, data transport, monitoring or deployment. Here, an adequate abstraction of a functional unit, e.g., a service, allows to deploy and to distribute, e.g., AI, in a flexible and easy manner, e.g., to edge devices (Q1).

As a more **general lesson** learned, it is definitely worth while to validate complex software systems such as a platform with realistic use cases, since it also brings improvements for the platform itself. Although our platform is subject to regression tests on different levels of granularity, the demonstrator involved several unexpected situations. For example, some of the control flow communication paths in the demonstrator that failed without (observable) reason. An initial workaround for the demonstrator finally led to a general revision of the code generation for these paths in the platform. Another example are services that need longer for their startup than expected by the tests, such as a Python script utilizing TensorFlow-light AI models. As the service startup was assigned to the wrong service lifecycle phase, these services were accidentally started mul-

multiple times by the service framework due to timeouts. Correcting the assignment for all services helped to further stabilize the platform.

## 7 Future work & Conclusion

In this paper, we provided an overview of our IIoT platform approach – the open source IIP-Ecosphere platform – and introduced its architecture. While designing and developing such a platform is a technical challenge in itself, although supported through more than 20 integrated open source components, it is important to validate and evaluate the approach with industrial devices and use cases. As a first step in this direction, we presented an AI-based visual quality inspection, which combines industrial devices (edge, cobot), recent and upcoming standards (OPC UA, AAS) with actual AI methods. From the realization of the demonstrator, we derived and discussed lessons learned, which pinpoint actual problems but also indicate positive experiences that can be helpful for other work in the field.

As future work, we plan to investigate some of the open problems from our lessons learned discussion and further applications, e.g., selection and optimization of AI for resource-constrained devices, federated AI models [5] architecture in a federated multi-device setup, automated container building for Industry 4.0 applications or AAS-based plug-and-play for industrial edge devices during onboarding into an IIoT platform. Besides these topics, we will improve and stabilize the realization of our platform, which already raised various industrial interests outside the consortium, as a basis for deeper evaluations and further demonstrators.

## References

1. Angelopoulos, A., Michailidis, E.T., Nomikos, N., Trakadas, P., Hatziefremidis, A., Voliotis, S., Zahariadis, T.: Tackling faults in the industry 4.0 era—a survey of machine-learning solutions and key aspects. *Sensors* **20**(1), 109 (2019)
2. Bader, S., Bedenbecker, H., Billmann, M., et al.: Generic Frame for Technical Data for Industrial Equipment in Manufacturing (Version 1.1) (2020), <https://bit.ly/3NpuIOF>
3. Bansod, G., Khandekar, S., Khurana, S.: Analysis of convolution neural network architectures and their applications in industry 4.0. In: *Metaheuristic Algorithms in Industry 4.0*, pp. 139–162. CRC Press (2021)
4. Casado, M.G., Eichelberger, H.: Industry 4.0 Resource Monitoring - Experiences With Micrometer and Asset Administration Shells. In: *CEUR-WS Proceedings of Symposium on Software Performance 2021 (SSP'21)* (2021)
5. Chang, Y., Laridi, S., Ren, Z., Palmer, G., Schuller, B.W., Fisichella, M.: Robust federated learning against adversarial attacks for speech emotion recognition. arXiv preprint arXiv:2203.04696 (2022)
6. Chen, J., Lim, C.P., Tan, K.H., Govindan, K., Kumar, A.: Artificial intelligence-based human-centric decision support framework: an application to predictive maintenance in asset management under pandemic environments. *Annals of Operations Research* pp. 1–24 (2021)

7. Chen, S., Li, Q., Zhang, H., Zhu, F., Xiong, G., Tang, Y.: An IoT Edge Computing System Architecture and its Application. In: International Conference on Networking, Sensing and Control (ICNSC). pp. 1–7 (2020)
8. Denkena, B., Dittrich, M.A., Fohlmeister, S., Kemp, D., Palmer, G.: Scalable cooperative multi-agent-reinforcement-learning for order-controlled on schedule manufacturing in flexible manufacturing systems. Simulation in Produktion und Logistik 2021: Erlangen, 15.-17. September 2021 p. 305 (2021)
9. Eichelberger, H., Qin, C., Sizonenko, R., Schmid, K.: Using IVML to Model the Topology of Big Data Processing Pipelines. In: International Systems and Software Product Line Conference. pp. 204 – 208 (2016)
10. Eichelberger, H., Stichweh, H., Sauer, C.: Requirements for an AI-enabled Industry 4.0 Platform – Integrating Industrial and Scientific Views. In: Intl. Conference on Advances and Trends in Software Engineering. pp. 7–14 (2022)
11. Feichtinger, K., Meixner, K., Rinker, F., Koren, I., et al.: Industry Voices on Software Engineering Challenges in Cyber-Physical Production Systems Engineering. In: ETFA'22 (2022), <https://t.co/sqr3XfVMyN>, accepted, preprint
12. Foukalas, F.: Cognitive IoT platform for fog computing industrial applications. Computers & Electrical Engineering **87**, 106770 (2020)
13. Han, X., Zhang, Z., Ding, N., Gu, Y., Liu, X., Huo, Y., Qiu, J., Yao, Y., Zhang, A., Zhang, L., et al.: Pre-trained models: Past, present and future. AI Open **2**, 225–250 (2021)
14. Hoang, D.T., Kang, H.J.: Rolling element bearing fault diagnosis using convolutional neural network and vibration image. Cognitive Systems Research **53**, 42–50 (2019), advanced Intelligent Computing
15. Howard, A.G., Zhu, M., Chen, B., Kalenichenko, D., Wang, W., Weyand, T., Andreetto, M., Adam, H.: Mobilenets: Efficient convolutional neural networks for mobile vision applications. arXiv preprint arXiv:1704.04861 (2017)
16. Hummel, O., Eichelberger, H., Giloj, A., Werle, D., Schmid, K.: A Collection of Software Engineering Challenges for Big Data System Development. In: Euromicro Conf. on Software Engineering and Advanced Applications. pp. 362–369 (2018)
17. Kanno, S., Hermann, J., Damm, M., Rübél, P., Rusin, D., Jacobi, M., Mittelsdorf, B., Kuhn, T., Antonino, P.O.: Enabling SMEs to Industry 4.0 Using the BaSyx Middleware: A Case Study. In: Software Architecture. pp. 277–294 (2021)
18. Kiangala, K.S., Wang, Z.: An effective predictive maintenance framework for conveyor motors using dual time-series imaging and convolutional neural network in an industry 4.0 environment. Ieee Access **8**, 121033–121049 (2020)
19. Krause, T., Strauß, O., Scheffler, G., Kett, H., Lehmann, K., Renner, T.: IT-Plattformen für das Internet der Dinge (IoT) (2017), <https://bit.ly/3amIXaG>
20. LeCun, Y., Bengio, Y., Hinton, G.: Deep learning. nature **521**(7553), 436–444 (2015)
21. Lee, S.M., Lee, D., Kim, Y.S.: The quality management ecosystem for predictive maintenance in the industry 4.0 era. International Journal of Quality Innovation **5**(1), 1–11 (2019)
22. Lin, C.H., Wang, K.J., Tadesse, A.A., Woldegiorgis, B.H.: Human-robot collaboration empowered by hidden semi-markov model for operator behaviour prediction in a smart assembly system. Journal of Manufacturing Systems **62**, 317–333 (2022)
23. van der Linden, F., Schmid, K., Rommes, E.: Software Product Lines in Action - The Best Industrial Practice in Product Line Engineering. Springer (2007)
24. Lins, T., Oliveira, R.A.R., Correia, L.H.A., Silva, J.S.: Industry 4.0 Retrofitting. In: Brazilian Symp. on Computing Systems Engineering (SBESC). pp. 8–15 (2018)

25. Niederée, C., Eichelberger, H., Schmees, H.D., Broos, A., Schreiber, P.: KI in der Produktion – Quo vadis? (2021), <https://doi.org/10.5281/zenodo.6334521>
26. Pal, S.K., Pramanik, A., Maiti, J., Mitra, P.: Deep learning in multi-object detection and tracking: state of the art. *Applied Intelligence* **51**(9), 6400–6429 (2021)
27. Palmer, G., Schnieders, B., Savani, R., Tuyls, K., Fossel, J., Flore, H.: The automated inspection of opaque liquid vaccines. In: *ECAI 2020*, pp. 1898–1905 (2020)
28. Patalas-Maliszewska, J., Pajkak, I., Skrzyszewska, M.: Ai-based decision-making model for the development of a manufacturing company in the context of industry 4.0. In: *International Conference on Fuzzy Systems (FUZZ-IEEE)*. pp. 1–7 (2020)
29. Peres, R.S., Jia, X., Lee, J., Sun, K., Colombo, A.W., Barata, J.: Industrial artificial intelligence in industry 4.0 - systematic review, challenges and outlook. *IEEE Access* **8**, 220121–220139 (2020)
30. Platform Industrie 4.0: Details of the Asset Administration Shell, <https://bit.ly/3nPPAAU>
31. Raileanu, S., Borangiu, T., Morariu, O., Iacob, I.: Edge Computing in Industrial IoT Framework for Cloud-based Manufacturing Control. In: *International Conference on System Theory, Control and Computing (ICSTCC)*. pp. 261–266 (2018)
32. Reimer, J., Wang, Y., Laridi, S., Urdich, J., Wilmsmeier, S., Palmer, G.: Identifying cause-and-effect relationships of manufacturing errors using sequence-to-sequence learning. *arXiv preprint arXiv:2205.02827* (2022)
33. Sauer, C., Eichelberger, H., Ahmadian, A.S., Dewes, A., Jürjens, J.: Current Industrie 4.0 Platforms – An Overview (2021), <https://zenodo.org/record/4485756>
34. Schnieders, B., Luo, S., Palmer, G., Tuyls, K.: Fully convolutional one-shot object segmentation for industrial robotics. In: *International Conference on Autonomous Agents and MultiAgent Systems*. pp. 1161–1169 (2019)
35. Sculley, D., Holt, G., Golovin, D., Davydov, E., Phillips, T., Ebner, D., Chaudhary, V., Young, M., Crespo, J.F., Dennison, D.: Hidden Technical Debt in Machine Learning Systems. In: *Advances in Neural Information Processing Systems*. vol. 28, pp. 2503–2511 (2015)
36. Shinde, P.P., Shah, S.: A review of machine learning and deep learning applications. In: *International conference on computing communication control and automation (ICCUBEA)*. pp. 1–6 (2018)
37. Silva, W., Capretz, M.: Assets predictive maintenance using convolutional neural networks. In: *International Conference on Software Engineering, Artificial Intelligence, Networking and Parallel/Distributed Computing (SNPD)*. pp. 59–66 (2019)
38. Wang, H., Li, S., Song, L., Cui, L.: A novel convolutional neural network based fault recognition method via image fusion of multi-vibration-signals. *Computers in Industry* **105**, 182–190 (2019)
39. Zhuang, C., Liu, J., Xiong, H.: Digital twin-based smart production management and control framework for the complex product assembly shop-floor. *The international journal of advanced manufacturing technology* **96**(1), 1149–1163 (2018)