

Automaton-Guided Control Synthesis for Signal Temporal Logic Specifications

Qi Heng Ho, Roland B. Ilyes, Zachary N. Sunberg, and Morteza Lahijanian

Abstract—This paper presents an algorithmic framework for control synthesis of continuous dynamical systems subject to signal temporal logic (STL) specifications. We propose a novel algorithm to obtain a time-partitioned finite automaton from an STL specification, and introduce a multi-layered framework that utilizes this automaton to guide a sampling-based search tree both spatially and temporally. Our approach is able to synthesize a controller for nonlinear dynamics and polynomial predicate functions. We prove the correctness and probabilistic completeness of our algorithm, and illustrate the efficiency and efficacy of our framework on several case studies. Our results show an order of magnitude speedup over the state of the art.

I. INTRODUCTION

Control synthesis to perform complex behaviors is an essential challenge for autonomous systems. Temporal Logics (TL) admit expressive formalisms to describe complex temporal properties of control systems. Namely, Linear TL (LTL) [1], which can express order of events over discrete time, has been well-studied for control synthesis. The LTL algorithms are often automata-based and perform finite abstraction of continuous-space systems, e.g., [2]–[6]. For continuous-time systems, more appropriate languages are Metric Interval TL (MITL) and Signal TL (STL) since they allow the expression of real-time temporal properties [7]. However, the additional expressivity of these logics comes with additional computational complexity, leading to scalability challenges, especially for systems with complex dynamics. In this paper, we aim to develop an efficient STL controller synthesis framework for systems with general (possibly nonlinear) dynamics.

The major difference between STL and MITL lies in that STL is interpreted over real-valued signals whereas MITL is interpreted over boolean signals. Work [8] shows that MITL formulas can be translated to timed automata with multiple clocks, which results in additional complexity for synthesis. For STL, on the other hand, there does not exist any algorithm to translate its formulas to automata. The difference between the two logics practically dissolves when the signals are well-behaving [7], which is generally the case for control synthesis. That is, there exists a direct mapping between real-valued and boolean signals. However, this mapping is difficult to compute algorithmically if the predicates of the signals are defined over nonlinear functions.

In the controls community, optimization-based methods have been a popular approach to STL control synthesis. Work [9] proposed a Mixed Integer Linear Program (MILP)

encoding for model predictive control constraints. MILP is known to be NP-hard, which may be computationally inefficient, and with no guarantees on constraint satisfaction. Another work uses Control Barrier Functions on a fragment of STL for control over short time horizons [10]. These works, however, are constrained to linear predicates [9] or control-affine systems [10].

Recently, sampling-based methods have been employed to solve real-time TL tasks. Work [11] uses an RRT* approach with time sampling in order to grow a tree that maximally satisfies an STL specification. They assume linear predicates, and the availability of a steer function that precisely steers the system from a state to another state given an exact time, which is hard to design for general dynamical systems. Work [12] proposes a cost function to guide exploration to satisfy a restricted safety fragment of STL. Work [13] introduces a sampling-based MITL synthesis. That work translates MITL formulas to a timed automata, from which they construct a time-abstract zone automata. A geometric RRT* approach is used to calculate untimed waypoints, and a linear program is solved to calculate time stamps in order to generate a timed path. Thereafter, a control barrier function is used to ensure dynamics feasibility. That work however is limited to propositional regions in the form of convex polytopes and control affine systems.

In this paper, we introduce an efficient sampling-based STL automaton-guided control synthesis framework that is able to handle both nonlinear dynamics and nonlinear predicates. Specifically, we focus on a fragment of STL with *non-nested temporal operators* (STL_{nn}), which maintains all the key operators of STL. This fragment subsumes the fragment considered in [10] by including negation and boolean combination of temporal operators, and is expressive for a wide range of timed temporal tasks. We present a novel algorithm to efficiently translate STL_{nn} formulas into finite automata that can be used to guide a sampling-based search. We then present a construction of an abstraction of the state space based on nonlinear predicates, which we use in conjunction with the automaton to produce high-level discrete guides in synergy with low-level continuous planning. We prove that this framework is correct-by-construction and probabilistically complete. Our case studies illustrate not only that the framework is able to handle general nonlinear dynamics and polynomial predicate functions, but they also show that it is at least an order of magnitude faster than the previous state of the art.

In summary, the contributions of the paper are four-fold: (1) we introduce a novel method of efficiently constructing a

Authors are with the department of Aerospace Engineering Sciences at the University of Colorado Boulder, CO, USA {*firstname.lastname*}@colorado.edu

finite automaton for STL_{nn} formulas that precisely accepts the language of the formula, by adopting techniques from untimed temporal logics; (2) the use of syntactic separation to partition time in order to improve the granularity of the abstraction in the time dimension for efficient synthesis; (3) a multi-layered synthesis framework that utilizes the constructed automaton to guide a sampling-based search both spatially and temporally; (4) a series of illustrative case studies and benchmarks.

II. PROBLEM FORMULATION

Consider a general dynamical system described by

$$\dot{x} = f(x, u) \quad (1)$$

where $x \in X \subset \mathbb{R}^n$ is the state, $u \in U \subset \mathbb{R}^c$ is the control, and $f : X \times U \rightarrow \mathbb{R}^n$ is the vector field. We assume f is a continuous (possibly nonlinear) function. Let $\mathbb{T} = \mathbb{R}_{\geq 0}$ denote the continuous time domain. Then, given an initial state $x_0 \in X$ and a controller $\mathbf{u} : \mathbb{T} \rightarrow U$, the solution of System (1) is a state trajectory $\mathbf{x} : \mathbb{T} \rightarrow X$.

We are interested in the properties of System (1) with respect to a set of predicates defined over state space X . Let $H = \{h_1, h_2, \dots, h_l\}$ be a given set of functions, where $h_i : \mathbb{R}^n \rightarrow \mathbb{R}$ is a polynomial function for every $1 \leq i \leq l$. Then, the set of predicate $\Gamma = \{\gamma_1, \dots, \gamma_l\}$ is defined on H such that, $\forall i \in \{1, \dots, l\}$, the Boolean value of $\gamma_i : X \rightarrow \{\top, \perp\}$ is determined by the sign of function h_i as:

$$\gamma_i(x) := \begin{cases} \top & \text{if } h_i(x) \geq 0 \\ \perp & \text{if } h_i(x) < 0. \end{cases} \quad (2)$$

To express the timed temporal properties over Γ , we use STL. Specifically, we focus on the *STL with non-nested temporal operators* (STL_{nn}) fragment, which is more expressive than the one in [10] and includes all the key temporal operators of STL except for their nesting.

Definition 1 (STL_{nn} Syntax). *The STL_{nn} syntax is recursively defined by:*

$$\begin{aligned} \varphi &:= \gamma \mid \neg\varphi \mid \varphi \wedge \varphi \mid \varphi \vee \varphi \mid \varphi \mathcal{U}_I \varphi \\ \phi &:= \gamma \mid \neg\phi \mid \phi \wedge \phi \end{aligned}$$

where $\gamma \in \Gamma$ is a predicate and time interval $I = [a, b]$ such that $a, b \in \mathbb{T}$ and $a < b < \infty$.

From this syntax, one can derive other standard temporal operators, e.g., the time-constrained *eventually* ($\Diamond_{[a,b]}$) and *globally* ($\Box_{[a,b]}$) operators are given by

$$\Diamond_{[a,b]} \phi \equiv \top \mathcal{U}_{[a,b]} \phi \quad \text{and} \quad \Box_{[a,b]} \phi \equiv \neg \Diamond_{[a,b]} \neg \phi. \quad (3)$$

The interpretations of STL formulas are over trajectories of System (1) as defined below.

Definition 2 (STL_{nn} Semantics). *The semantics of STL_{nn} is defined over trajectory \mathbf{x} recursively as:*

- $(\mathbf{x}, t) \models \top \iff \top$;
- $(\mathbf{x}, t) \models \gamma \iff h(\mathbf{x}(t)) \geq 0$;
- $(\mathbf{x}, t) \not\models \gamma \iff \neg((\mathbf{x}, t) \models \gamma)$;

- $(\mathbf{x}, t) \models \varphi \wedge \varphi' \iff (\mathbf{x}, t) \models \varphi \wedge (\mathbf{x}, t) \models \varphi'$;
- $(\mathbf{x}, t) \models \varphi \mathcal{U}_{[a,b]} \varphi' \iff \exists t' \in [t+a, t+b) \text{ s.t. } (\mathbf{x}, t') \models \varphi' \wedge \forall t'' \in [t, t'] (\mathbf{x}, t'') \models \varphi$,

where (\mathbf{x}, t) denotes trajectory \mathbf{x} at time t , and \models is the satisfaction relation. Trajectory \mathbf{x} satisfies formula φ , denoted by $\mathbf{x} \models \varphi$, if $(\mathbf{x}, 0) \models \varphi$.

Given a property of interest expressed in STL_{nn} formula φ , our goal is to synthesize a controller \mathbf{u} such that the resulting \mathbf{x} satisfies φ .

Problem 1. *Given System (1), a set of polynomial functions $H = \{h_1, \dots, h_l\}$ and their corresponding set of predicates $\Gamma = \{\gamma_1, \dots, \gamma_l\}$ per (2), and an STL_{nn} formula ϕ defined over Γ , synthesize a controller $\mathbf{u} : \mathbb{T} \rightarrow U$ such that the resulting system trajectory $\mathbf{x} \models \phi$.*

Note that Problem 1 poses two major challenges: (i) System (1) is assumed to have general (possibly nonlinear) dynamics, and (ii) the predicates in Γ are defined over polynomial functions. Hence, optimization-based as well as linearization-based approaches are likely to suffer due to non-convexity and approximation errors. Instead, we approach the problem by employing sampling-based techniques to deal with (i) and semi-algebraic set analysis to deal with (ii). To this end, we first develop a method to construct a hybrid automaton from φ and System (1) to capture the set of all trajectories that satisfy φ . This reduces the problem to the reachability analysis of the hybrid automaton. Then, we perform this analysis efficiently using a guided sampling-based search.

III. PRELIMINARIES

In this section, we formally define concepts that are used in our approach. We use *LTL with finite traces* (LTLf) in the construction of the automaton from STL_{nn} formulas.

Definition 3 (LTLf Syntax). *Let P be a set of atomic propositions. Then, LTLf syntax is recursively defined by:*

$$\psi := p \mid \neg\psi \mid \psi \wedge \psi \mid \mathcal{X}\psi \mid \psi \mathcal{U} \psi$$

where $p \in P$, \mathcal{X} is the next operator, and \mathcal{U} is the until operator.

The semantics of LTLf are defined over finite words.

Definition 4 (LTLf Semantics). *Given a finite word $\pi \in (2^P)^*$, denote by $|\pi|$ and π_i the length of π and the symbol in the i^{th} position in π . Then,*

- $\pi, i \models p \iff p \in \pi_i$;
- $\pi, i \models \psi \iff 0 \leq i \leq |\pi|$ and $\pi, i \models \psi$;
- $\pi, i \models \neg\psi \iff \pi, i \not\models \psi$;
- $\pi, i \models \psi \wedge \psi' \iff \pi, i \models \psi$ and $\pi, i \models \psi'$;
- $\pi, i \models \mathcal{X}\psi \iff 0 < i < |\pi| - 1$ and $\pi, i+1 \models \psi$;
- $\pi, i \models \psi \mathcal{U} \psi' \iff \exists j \in \mathbb{N} \text{ s.t. } i \leq j \leq |\pi|, \text{ we have } \pi, j \models \psi' \text{ and } \forall k, i \leq k < j, \text{ we have } \pi, k \models \psi$.

We utilize non-deterministic finite automata (NFA) to guide sampling-based search.

Definition 5 (NFA). A non-deterministic finite automaton (NFA) is a tuple $\mathcal{A} = (Q, Q_0, \Sigma, \delta, F)$, where

- Q is a finite set of states;
- $Q_0 \subseteq Q$ is the set of initial states;
- Σ is a set of input symbols;
- $\delta : Q \times \Sigma \rightarrow 2^Q$ is the transition function;
- $F \subseteq Q$ is the set of accepting states.

Given a finite word $\pi = \sigma_1 \sigma_2 \dots \sigma_n$ where $\sigma \in \Sigma$, a run $q = q_0 q_1 \dots q_n$, where $q_0 \in Q_0$ and $q_{i+1} \in \delta(q_i, \sigma_{i+1})$ for all $0 \leq i < n$, on NFA \mathcal{A} is induced. We say π is accepted by \mathcal{A} if there exists an induced run q such that $q_n \in F$. The language of \mathcal{A} denoted by $\mathcal{L}(\mathcal{A})$ is the set of words that are accepted by \mathcal{A} .

A deterministic finite automaton (DFA) is an NFA in which $|Q_0| = 1$ and, $\forall q \in Q$ and $\forall \sigma \in \Sigma$, $|\delta(q, \sigma)| \leq 1$. Every LTLf formula ψ defined over P can be algorithmically translated to a DFA \mathcal{A}_ψ with symbols $\Sigma = 2^P$ such that $\pi \models \psi \iff \pi \in \mathcal{L}(\mathcal{A}_\psi)$.

From STL_{nn} formulas, we construct an NFA that is constrained with time.

Definition 6 (Timed NFA). A timed NFA is a tuple $\mathcal{TA} = (Q, \Sigma_t, Q_0, \text{Inv}, \delta, F)$ where Q, Q_0, δ and F are as in Def 5, and

- $\Sigma_t = \Sigma \times \mathbb{T}$ is the set of symbols; where each input symbol is a pair of $\sigma \in \Sigma$ and time $t \in \mathbb{T}$;
- $\text{Inv} : Q \rightarrow \mathcal{I}$ is an invariant function over a (closed or open) interval of time, where \mathcal{I} is the set of all intervals over \mathbb{T} ;

In \mathcal{TA} a transition $q \xrightarrow{(\sigma, t)} q'$ exists iff $q' \in \delta(q, \sigma)$ and $t \in \text{Inv}(q')$.

Definition 7 (Timed path). Let $L : X \rightarrow \Sigma$ be a labeling function that maps a state $x \in X$ to an input symbol $\sigma \in \Sigma$. A finite trajectory \mathbf{x} in a state space X defines a timed path $(\mathbf{p}, \mathbf{t}) = (x_0, t_0)(x_1, t_1) \dots (x_l, t_l)$ such that for all $i \in \{0, \dots, l\}$:

- $\mathbf{p} = x_0 x_1 \dots x_l$, with $x_i = \mathbf{x}(t_i)$,
- $t_0 t_1 \dots t_l$ is a sequence of time stamps, with $t_i \in \mathbb{T}$ and $t_{i+1} \geq t_i$,
- $L(x_i)$ remains constant during the time interval (t_i, t_{i+1}) , i.e., $L(\mathbf{x}(t)) = L(x_i) \forall t \in (t_i, t_{i+1})$.

Definition 8 (Timed word). A finite trajectory \mathbf{x} with a timed path (\mathbf{p}, \mathbf{t}) generates a timed word $w(\mathbf{x}) = w((\mathbf{p}, \mathbf{t})) = (L(x_0), t_0)(L(x_1), t_1) \dots (L(x_l), t_l)$.

The notions of acceptance and language of \mathcal{TA} over timed words are extended from NFAs in a straightforward manner. In addition, we say that a timed path is accepted by \mathcal{TA} if its timed word is accepted by \mathcal{TA} .

IV. TEMPORAL AWARE AUTOMATA GUIDED SEARCH

Here, we present our control synthesis framework that solves Problem 1. This approach can be formalized by decomposing Problem 1 into two steps: timed automaton construction and sampling-based search. We first observe that

STL_{nn} formulas reason over a single (global) time. Taking advantage of this, we propose a novel algorithm to efficiently construct a timed NFA \mathcal{TA} such that every trajectory that satisfies the STL_{nn} formula has a timed word that is accepted by \mathcal{TA} . Next, given \mathcal{TA} , our goal is to synthesize a controller \mathbf{u} that drives System (1) through a trajectory that satisfies φ . Note this is a reachability problem on the hybrid system that is induced from \mathcal{TA} and System (1). To efficiently solve this problem, we employ a sampling-based approach with high-level guides.

Algorithm 1: Automaton-Guided Synthesis for STL

Input : STL_{nn} formula φ , state space X , system dynamics \dot{x} , initial state x_0 , time bound t_{max} , exploration time bound t_e .

Output: Trajectory containing system states and high-level states, and controller if successful; returns 'No Solution' otherwise.

```

1  $\mathcal{M} \leftarrow \text{ComputeAbstraction}(X, \vec{h})$ 
2  $\mathcal{TA}_\varphi \leftarrow \text{ComputeAutomaton}(\varphi)$ 
3  $\mathcal{P} \leftarrow \mathcal{M} \otimes \mathcal{TA}_\varphi$ 
4  $\text{TR} \leftarrow \text{InitializeTree}(x_0)$ 
5 while Time Elapsed  $< t_{max}$  do
6    $\mathbf{L} \leftarrow \{(d_i, q_i)\}_{i \geq 0} \leftarrow \text{ComputeLead}(\mathcal{P}, t_{max})$ 
7    $\mathbf{C} \leftarrow \text{ComputeAvailableCells}(\text{TR}, \mathbf{L})$ 
8    $(\mathbf{v}, \mathbf{u}, \mathbf{t}) \leftarrow \text{Explore}(\mathbf{L}, \text{TR}, \mathcal{P}, X, t_e)$ 
9   if  $(\mathbf{v}, \mathbf{u}, \mathbf{t}) \neq \emptyset$  then
10    return  $(\mathbf{v}, \mathbf{t})$ 
11 return No Solution

```

A. State Predicate Abstraction

To construct the timed NFA, we first establish a relationship between predicates and state labels. To this end, we abstract the system into a discrete model based on the predicates. Note that predicates in Γ define a semi-algebraic set on \mathbb{R}^n since every $h \in H$ is a polynomial function. Hence, the state space \mathbb{R}^n can be partitioned into a set of disjoint regions D (i.e., the pairwise intersection of every two $d, d' \in D$ is empty, and the union of all $d \in D$ is the state space), such that points in each region are predicate-truth invariant, i.e., have the same truth-value assignments of the predicates in Γ . Formally, for a partition region $d \subseteq X$ and every two points $x, x' \in d$, $\gamma(x) = \gamma'(x')$ for all $\gamma, \gamma' \in \Gamma$.

Through predicate abstraction, each state $x \in X$ is associated with a subset of Γ , a symbol $\sigma \in \Sigma = 2^\Gamma$, and we define $L : D \rightarrow 2^\Gamma$ as a labeling function for a state x that assigns the predicates that are true at x .

Predicate abstraction can be achieved in multiple ways. For polynomial predicate functions, methods such as cylindrical algebraic decomposition [14], [15] can be used to find decompositions for predicate invariance. Computing this decomposition has a worst-case complexity of doubly exponential in the dimension of the space. For linear predicate functions, there exist efficient algorithms, e.g., geometry-

based conforming Delaunay triangulation, to construct partitions that respect the predicate boundaries.

After abstracting the space into regions with predicate-truth invariance, we use the geometric adjacency relation between adjacent cells to create an adjacency-based transition system. We define the abstraction model a tuple $\mathcal{M} = (D, E, \Gamma, L)$, where the set of discrete states is D , and an edge $(d, d') \in E$ exists if there is adjacency between $d \in D$ and $d' \in D$, which can be computed from the above abstraction methods.

Note that \mathcal{M} captures all possible transitions between adjacent regions even though they may not be realizable by System (1). Such transitions are ultimately disallowed in the second step of our framework. This is an advantage of our approach since it drastically reduces the computational burden of constructing an accurate abstraction.

B. Automaton Construction

Here, we introduce a novel method to construct a timed NFA from STL_{nn} formulas. This construction takes advantage of the non-nested aspect of this fragment for syntactic separation, and uses techniques from automata theory to construct an automaton that is partitioned in the time dimension.

Algorithm 2: ConstructAutomaton

Input : STL_{nn} formula φ , time partition set \mathbf{T} .

Output: Timed NFA \mathcal{TA}_φ .

```

1  $\{\Phi_i\}_{i \geq 0} \leftarrow \text{TimePartition}(\varphi, \mathbf{T})$ 
2  $\mathcal{TA} \leftarrow \emptyset$ 
3 for  $\Phi \in \{\Phi_i\}_{i \geq 0}$  do
4   for  $\psi_{(t_{j-1}, t_j]} \in \Phi$  do
5      $\psi^j \leftarrow \text{IgnoreTimeWindows}(\psi_{(t_{j-1}, t_j]})$ 
6      $\mathcal{A}_j \leftarrow \text{LTLf2DFA}(\psi^j)$ 
7      $\mathcal{TA}_j \leftarrow \text{ConvertToTimedDFA}(\mathcal{A}_j, \psi_{(t_{j-1}, t_j]})$ 
8      $\mathcal{TA}_\varphi \leftarrow \text{ConnectDFA}(\mathcal{TA}_\varphi, \mathcal{TA}_j)$ 
9 return  $\mathcal{TA}_\varphi$ 

```

The algorithm is shown in Alg 2. It takes an STL_{nn} formula φ and time partition set \mathbf{T} , and returns a timed NFA. We explain the steps of the algorithm below and use the following running example to clarify the key concepts.

Example 1 (Reach-avoid). Consider a system with $X = \mathbb{R}^2$ and specification “reach a goal region defined by $3 < x_1 \leq 4$ and $2 < x_2 \leq 3$ in the first 18 seconds while avoiding unsafe region $3 < x_1 \leq 4$ and $2 < x_2 \leq 3$ in the first 6 seconds”:

$$\begin{aligned}
\varphi_{RA} &= \Diamond_{[0,18]}(3 < x_1 \leq 4 \wedge 2 < x_2 \leq 3) \\
&\quad \wedge \Box_{[0,6]} \neg(1 < x_1 \leq 2 \wedge 2 < x_2 \leq 3) \\
&= \Diamond_{[0,18]}(\gamma_1(\mathbf{x})) \wedge \Box_{[0,6]} \neg(\gamma_2(\mathbf{x})).
\end{aligned}$$

1) *Time partitioning:* Given φ , our goal is to obtain an equivalent formula in which subformulas depend only on a disjoint segment of time. We can use the following equivalence rule to perform this separation.

Proposition 1 (STL Separation [16]). A time separation at time $\tau \in [a, b]$ is given by:

$$\begin{aligned}
\varphi \mathcal{U}_{[a,b]} \varphi' &\equiv \varphi \mathcal{U}_{[a,\tau]} \varphi' \\
&\quad \vee \left(\Box_{[a,\tau]} \varphi \wedge (\Diamond_{=\tau}(\varphi \wedge \varphi') \vee \varphi \mathcal{U}_{[\tau,b]} \varphi') \right).
\end{aligned}$$

We use this equivalence rule to syntactically separate the STL_{nn} formula φ to k time partitions, at time points in $\mathbf{T} = \{\tau_1, \dots, \tau_{k-1}\}$ to obtain k subformulas $\varphi_1, \dots, \varphi_k$. We then express the partitioned formula in Disjunctive Normal Form (DNF) and obtain $\varphi = \Phi_1 \vee \Phi_2 \vee \dots \vee \Phi_n$, where $\Phi_i, i \in \{1, \dots, \Phi_n\}$ are clauses of DNF φ .

The role of syntactic separation is to reformulate φ into time discretized subformulas. By syntactically separating a formula into multiple sub-formulas connected by time, we are able to capture an increased time granularity in the timed NFA as shown in the Sec. VI.

The minimal time partition is the minimum number of partitions necessary to ensure that the time interval is equivalent for all temporal operators in each subformula of Φ_i .

Proposition 2 (Minimal Time Partition). Let T be the set of boundary points of the time intervals of the temporal operators in φ . The minimal time partition points is $\mathbf{T} = T \setminus \max(T)$.

Example 2. Consider φ_{RA} in Example 1., Using syntactic separation, we can separate each subformula at time $\mathbf{T} = \{6\}$ to form the minimal time partition $k = 1$, and with straightforward manipulation, we obtain: $\varphi = \Phi_1 \vee \Phi_2 \vee \Phi_3$, where

$$\begin{aligned}
\Phi_1 &= \Diamond_{[0,6]}(\gamma_1(\mathbf{x})) \wedge \Box_{[0,6]} \neg(\gamma_2(\mathbf{x})), \\
\Phi_2 &= \Diamond_{[6,6]}(\gamma_1(\mathbf{x})) \wedge \Box_{[6,6]} \neg(\gamma_2(\mathbf{x})) \wedge \Box_{[0,6]} \neg(\gamma_2(\mathbf{x})), \\
\Phi_3 &= \Diamond_{(6,18]}(\gamma_1(\mathbf{x})) \wedge \Box_{[0,6]} \neg(\gamma_2(\mathbf{x}))
\end{aligned}$$

in DNF form.

2) *Parse Tree:* From a time partitioned formula φ , we can construct a parse tree \mathcal{T} with n branches, each corresponding to a Φ_i , $i \in \{1, \dots, n\}$. Without loss of generality, let subformula Φ_i be in the following form:

$$\Phi_i = \psi_{[0,t_1]} \wedge \psi_{(t_1,t_2]} \wedge \dots \wedge \psi_{(t_{m-1},t_m]}. \quad (4)$$

Φ_i can always be written in this form, by aggregating the subformulas with the same time interval. Then, in the branch of \mathcal{T} corresponding to Φ_i , there are m nodes, each representing a time-partitioned subformula $\psi_{(t_{j-1},t_j]}$ for $j \in \{1, \dots, m\}$.

Example 3 (Parse Tree). Consider the partitioned formula in Example 2. Then, each Φ_i can be represented with as a branch $\mathcal{B}_i = (V_i, E_i)$ consists of a set of nodes V_i and edges E_i :

$$\begin{aligned}
\mathcal{B}_1 &= (\{v_{\psi_{[0,6]}^1}\}, \emptyset) \text{ from } \Phi_1 \\
\mathcal{B}_2 &= (\{v_{\psi_{[0,6]}^2}, v_{\psi_{[6,6]}^2}\}, \{(v_{\psi_{[0,6]}^2}, v_{\psi_{[6,6]}^2})\}) \text{ from } \Phi_2 \\
\mathcal{B}_3 &= (\{v_{\psi_{[0,6]}^3}, v_{\psi_{[6,18]}^3}\}, \{(v_{\psi_{[0,6]}^3}, v_{\psi_{[6,18]}^3})\}) \text{ from } \Phi_3
\end{aligned}$$

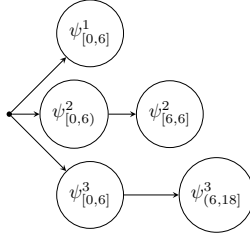


Fig. 1: Parse Tree in Example 3.

Then, the parse tree is $\mathcal{T} = (V_1 \cup V_2, E_1 \cup E_2)$ as shown in Fig 1.

3) *Timed NFA Construction:* Now, consider a parse tree node corresponding to formula $\psi_{(t_{j-1}, t_j]}$. By ignoring the time interval $(t_{j-1}, t_j]$, we obtain the untimed version of this formula, ψ^j . By using the labeling scheme described above to define atomic propositions on predicates, ψ^j can be treated as an LTLf formula since (i) the evaluation of $\psi_{(t_{j-1}, t_j]}$ is over the same time interval for all temporal operators in ψ^j due to syntactic separation, and (ii) each time interval is finite. Therefore, if a timed path $(\mathbf{p}, \mathbf{t}) \models \psi_{(t_{j-1}, t_j]}$, then its untimed observation word $w(\mathbf{p}) \models \psi^j$.

Recall that an LTLf formula can be translated into a DFA with an equivalent language. Thus, we can translate the LTLf formula ψ^j to a DFA \mathcal{A}_j (for every node of the parse tree). To respect the time interval of the original formula $\psi_{(t_{j-1}, t_j]}$, we add the time interval $(t_{j-1}, t_j]$ as an invariant to every state in \mathcal{A}_j , obtaining timed DFA \mathcal{TA}_j with the set of symbols $2^\Gamma \times \mathbb{T}$.

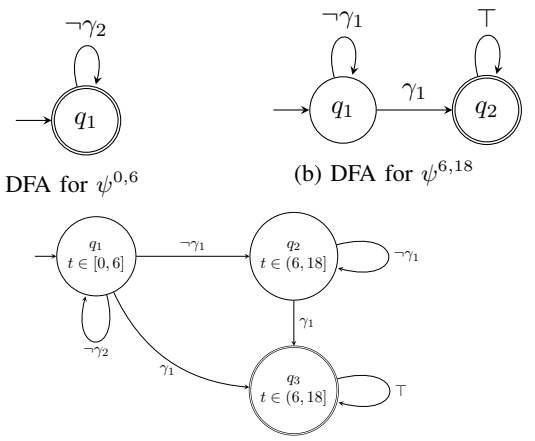
To complete the construction of the automaton \mathcal{TA}_φ for the original φ , we connect the states of the timed DFAs successively according to the edges in \mathcal{T} . Let \mathcal{A}_j and \mathcal{A}_{j+1} be two DFAs corresponding to a parent and its child node \mathcal{T} , respectively. Further, let q_j^F be an accepting state of \mathcal{A}_j and q_{j+1}^0 be the initial state of \mathcal{A}_{j+1} . We add a transition from q_j^F to every successor of q_{j+1}^0 with the corresponding symbol in 2^Γ . Finally, we define the accepting states of \mathcal{TA}_φ using the accepting states of the DFAs corresponding to the leaf nodes of the parse tree \mathcal{T} in the following way. If the accepting state of such a DFA is an absorbing state, then the same corresponding state is accepting. If the accepting state is not absorbing, we add a transition to a new absorbing accepting state q_φ^F with the time interval $(t_f, \infty]$ as an invariant, where t_f is the right time bound of the accepting state. The obtained structure is \mathcal{TA}_φ , which is a timed NFA due to the added transitions between the DFAs.

Example 4. Consider the following subformula from Example 2: $\Phi_3 = \Diamond_{(6,18]} \gamma_1(\mathbf{x}) \wedge \Box_{[0,6]} \neg(\gamma_2(\mathbf{x}))$. From (4), we obtain

$$\psi_{[0,6]} = \Box_{[0,6]} \neg(\gamma_2(\mathbf{x})), \quad (5)$$

$$\psi_{(6,18]} = \Diamond_{(6,18]} (\gamma_1(\mathbf{x})). \quad (6)$$

We translate each ψ to an LTLf formula by evaluating the



(c) Timed NFA for Example 4. State q_1 corresponds to the DFA in (a) and q_2 and q_3 correspond to the DFA in (b).

Fig. 2: NFA construction for an STL formula $\Phi_3 = \Diamond_{(6,18]} (\gamma_1(\mathbf{x})) \wedge \Box_{[0,6]} \neg(\gamma_2(\mathbf{x}))$.

untimed version of ψ :

$$\psi^{0,6} = \Box \neg(\gamma_2(\mathbf{x})), \quad (7)$$

$$\psi^{6,18} = \Diamond(\gamma_1(\mathbf{x})), \quad (8)$$

and translate each LTLf formula into a DFA. The DFA for each LTLf formula is shown in Fig. 2a and Fig. 2b. The final timed automaton \mathcal{TA}_{Φ_3} is shown in Fig. 2c.

The following theorem states that the constructed timed automaton accepts precisely the timed words of the trajectory that satisfy φ .

Theorem 1. A trajectory (timed path) is accepted by the timed NFA \mathcal{TA}_φ if and only if it satisfies the STL_{nn} formula φ .

Proof Sketch. We prove the theorem in one direction, but the other direction of the theorem is proven in a similar manner. Let φ' be the syntactically separated formula for φ , using the minimal time partitioning \mathbf{T}_0 (a larger time partitioning than the minimal partitioning does not change the result). In DNF, $\varphi' = \Phi_1 \vee \Phi_2 \vee \dots \vee \Phi_n$. Without loss of generality, consider a Φ_k , a branch of the parse tree where $\Phi_k = \psi_{[0,\tau_1]} \psi_{[\tau_1,\tau_2]} \dots \psi_{[\tau_{m-1},\tau_m]}$. Let any timed word w that is accepted by \mathcal{TA} be $(L(x_0), t_0)(L(x_1), t_2) \dots (L(x_n), t_n)$. By separating this timed word into segments using the partition set \mathbf{T}_0 , we obtain a set of subsequences of the timed word (sub-word) of the general form $(L(x_j), t_j) \dots (L(x_k), t_k)$, where $\tau_j \leq t_j \leq t_k < \tau_k$ for the time window $[\tau_{j-1}, \tau_j]$. Through minimal time partitioning, we are guaranteed to have all temporal operators in $\psi_{[\tau_j, \tau_k]}$ have the same time window $[\tau_j, \tau_k]$. Therefore, the sub-word within this partition satisfies $\psi_{[\tau_j, \tau_k]}$, since this sub-word is accepted by the LTLf translated from $\psi_{[\tau_j, \tau_k]}$. Doing the same for all sub-words in the partition set gives us the result that any trajectory \mathbf{x} that produces this complete timed word satisfies the full formula φ . \square

C. Product Automaton

The final structure used for high-level discrete search is a product automaton \mathcal{P} , which captures all possible ways that paths can satisfy φ . The product automaton is computed as $\mathcal{P} = \mathcal{TA}_\varphi \otimes \mathcal{M}$ (Line 3 of Algorithm 1). \mathcal{P} is a tuple $(Z, Z_0, \delta_p, \text{Inv}_p, F_p)$, where

- $Z = D \times Q$;
- $\delta_p : Q \times D \rightarrow Q \times D$, such that $(q', d') \in \delta_p(q, d)$ if $(d, d') \in E$ and $q' \in \delta(q, L(d))$;
- $\text{Inv} : Q \times D \rightarrow \mathcal{I}$, such that $\text{Inv}((q, d)) = \text{Inv}(q)$;
- $F_p = F \times D$.

We refer to state of \mathcal{P} as a high-level state $z = (d, q) \in Z$. The z inherits the invariant of its automaton state q . A z is an accepting state if $q \in F$ an accepting state in \mathcal{TA} . Every accepting run of \mathcal{P} is a sequence of high-level states, $(d_0, q_0)(d_1, q_1) \cdots (d_p, q_p)$. A continuous trajectory that follows the sequence of regions $d_0 d_1 \cdots d_p$ and respects the invariant constraints of $q_0 q_1 \cdots q_p$ satisfies φ .

D. Time Partitioned Automaton-guided Search

To generate a satisfying trajectory, we extend the co-safe LTL planning framework in [4], [5] to include time window constraints. The framework consists of two main layers: an automaton-based high-level search layer and a low-level sampling-based planner.

1) *High-level layer*: In each iteration of high-level planning, the high-level layer searches the product automaton \mathcal{P} constructed above. By searching \mathcal{P} , an accepting run (called lead) \mathbf{L} is computed at each iteration. Each lead is a candidate sequence of contiguous high-level states through which attempts to guide a sampling-based motion tree of continuous trajectories in the low-level layer. A graph search algorithm, such as Dijkstra's Algorithm, is used to find the shortest path to an accepting state from a start state according to the following edge weight computation. For each high-level state (d, q) , we propose to assign a weight defined by

$$w(d, q) = \frac{(\text{cov}(d, q) + 1) \cdot \text{vol}(d) \cdot \text{timeduration}(q)}{\text{DistFromAcc}(q) \cdot (\text{numsel}(d, q) + 1)^2}, \quad (9)$$

where $\text{cov}(d, q)$ is the number of motion tree vertices in the state (d, q) , $\text{vol}(d)$ is the estimated area of the state space covered by abstraction region d , $\text{timeduration}(q)$ is size of the time interval associated with automaton state q , $\text{DistFromAcc}(q)$ is the minimum distance from the automaton state q to an accepting state, and $\text{numsel}(d, q)$ is the number of times the high-level state (d, q) has been selected for expansion. The edge weight between two states is then defined as:

$$w((d_1, q_1), (d_2, q_2)) = \frac{1}{w(d_1, q_1) \cdot w(d_2, q_2)}. \quad (10)$$

These weights are updated in every iteration. Such a weighting scheme has been shown to promote expansion in unexplored areas (i.e., where cov and numsel are both small) and to suppress expansion in areas where attempts at exploration have repeatedly failed (i.e., where $\text{numsel} \gg \text{cov}$) [5].

Algorithm 3: Explore

Input : Lead \mathbf{L} , set of high-level states C , motion tree TR, product automaton \mathcal{P} , State Space X , exploration time t_e .

Output: Solution trajectory of tree nodes containing system state, and high-level states (\mathbf{v}, \mathbf{t}) ending with v , and its controller \mathbf{u} , if one is found; return NULL otherwise.

```

1 while Time Elapsed <  $t_e$  do
2    $(d, q) \leftarrow C.\text{sample}()$ 
3    $v \leftarrow \text{SelectAndExtend}(\mathcal{P}, \text{TR}, (d, q), X)$ 
4   if isValid( $v$ ) then
5     Add vertex  $v$  to TR
6     if isAccepting( $v.q$ ) then
7        $(\mathbf{v}, \mathbf{u}, \mathbf{t}) \leftarrow \text{Extract trajectory ending with}$ 
           $v$  and control inputs from TR
8       return  $(\mathbf{v}, \mathbf{u}, \mathbf{t})$ 
9       if  $(v.d, v.q) \notin C \wedge (v.d, v.q) \in L$  then
10         $C \leftarrow C \cup \{(v.d, v.q)\}$ 
11 return  $\emptyset$ 

```

2) Low-level layer - Incorporating Time Constraints:

Given a lead \mathbf{L} , we compute the set of high-level states C that exist in \mathbf{L} and contain at least one vertex of a motion tree (line 7 of Algorithm 1). The low-level search layer promotes tree expansion in the high-level states from the set C . In each iteration of low-level planning, a tree state is sampled from C with probability proportional to the weights of each high-level state in C . One iteration of low-level motion tree planning is performed to obtain a new tree vertex v . Initially, the only non-empty high-level state is the initial state(s), and as the tree reaches more high-level states, the set C grows larger (line 7-8 of Algorithm 11).

A low-level tree vertex is a tuple $v = (x, d, q, t)$. Vertex v is valid if both the continuous state x and high-level state (d, v) are valid. Our main addition to the existing multi-layered planner is the handling of time in the low level layer. A high-level state is valid if the abstraction region d is valid, and the time of the vertex is in the time interval of the automaton state (i.e., $t \in \text{Inv}(q)$).

Due to the non-determinism of the timed automaton \mathcal{TA} , a newly extended vertex of the motion tree may be valid at multiple high-level states, which is determined by the validity check. Suppose that the new vertex v corresponds to a newly reached high-level state that is in the current discrete lead \mathbf{L} , this high-level state is added to the set of available cells for exploration (line 8 of Algorithm 11). Finally, if the automaton state $v.q$ is an accepting state, the trajectory ending with v and its corresponding controller \mathbf{u} is returned as a solution.

V. CORRECTNESS AND COMPLETENESS

In this section, we show that our framework is sound and probabilistically complete.

Lemma 1 (Correctness). *Given a lead \mathbf{L} computed by \mathcal{P} , $\exists \mathbf{t} = t_0 t_1 \dots t_l$ associated with \mathbf{L} that produces a timed word (\mathbf{w}, \mathbf{t}) such that any trajectory that realizes this timed word satisfies STL_{nn} formula φ .*

Proof Sketch. Observe that \mathcal{TA} is an NFA with time constraints. The proof is straightforward from the definition of the language of the NFA corresponding to \mathcal{TA} and Theorem 1. Consider a lead \mathbf{L} that produces a word \mathbf{w} , through the sequence of regions \mathbf{d} , accepted by \mathcal{P} . Since \mathcal{P} is a cartesian product of \mathcal{TA} and the transition system \mathcal{M} , the set of words that are accepted by \mathcal{P} is a subset of the language of the NFA. Therefore, this word can be converted to a timed word (\mathbf{w}, \mathbf{t}) that is accepted by \mathcal{TA} . By Theorem 1, all trajectories that realizes this timed word necessarily satisfies φ . \square

Lemma 1 provides the correctness guarantee of the proposed framework. That is, the returned trajectory by the algorithm is guaranteed to ϵ -satisfy φ .

The algorithm is also probabilistically complete as given by the theorem below.

Theorem 2 (Probabilistic Completeness). *Algorithm 1 is probabilistically complete, i.e., Algorithm 1 finds an ϵ -satisfying solution if one exists almost surely (with probability 1) as time approaches infinity.*

Proof Sketch. The proof of probabilistic completeness follows from the probabilistic completeness of the tree search based algorithm. In each iteration of high-level planning discrete search of the product automaton computes a lead, which is a valid candidate series of high-level regions by Theorem 1. For the low-level layer, the probability of finding a continuous trajectory solution that obeys the invariant constraints according to a given lead, if one exists, approaches 1 as $t_e \rightarrow \infty$. Since the edge weights of the product automaton are updated every iteration, the probability of searching all possible solution paths in \mathcal{P} approaches 1 as well. By iterating between high-level and low-level planning, the algorithm produces continuous trajectories covering the entire search space with probability one as $t_{\max} \rightarrow \infty$. \square

VI. EVALUATION

The objective of our evaluation is to analyze the efficacy of our automaton-guided approach for control synthesis under STL_{nn} specifications. We first illustrate the advantage of our framework in comparison benchmarks against related work [11] on linear and linearizable systems with linear predicates. Then, we show the impact of time partitioning on algorithm performance. Finally, we demonstrate the generality of the approach on a nonlinear system with polynomial predicates.

TABLE I: Benchmarking results, with a 30 second time limit. The success rate is the number of solutions computed within the time limit, and the mean time to first solution and standard error are reported.

Algorithm	Double Integrator		Unicycle	
	Succ. (%)	Time (s)	Succ. (%)	Time (s)
STL-RRT*	100	1.83 ± 0.12	13	7.51 ± 0.71
\mathcal{TA} -based	100	1.10 ± 0.02	100	1.57 ± 0.11

A. Benchmarks

We first consider the two systems in [11], a 2D double integrator $\dot{x} = y, \dot{y} = u$ with a specification of

$$\begin{aligned} \varphi_1 = & \Diamond_{[2,10]}(3.5 < x \leq 4 \\ & \wedge -0.2 < y \leq 0.2) \\ & \wedge \Box_{[0,2]}(-0.5 < y \leq 0.5) \\ & \wedge \Box_{[0,10]}((2 < x \leq 3) \implies (y > 0.5 \vee x \leq -0.5)), \end{aligned}$$

and a second order unicycle system with dynamics

$$\dot{x} = v \cos(\phi), \quad \dot{y} = v \sin(\phi), \quad \dot{\phi} = \omega, \quad \dot{v} = a,$$

with a specification of $\varphi_2 = \Diamond_{[0,18]}(3 < x \leq 4 \wedge 2 < y \leq 3) \wedge \Box_{[0,6]}(1 < x \leq 2 \wedge 2 < y \leq 3)$.

We compared our approach to [11], which we call STL-RRT*, another sampling based algorithm for STL specifications. We implemented both algorithms in the Open Motion Planning Library (OMPL) [17]. For all trials, we give a maximum time limit of 30 seconds. Table I shows the time taken to compute a satisfying solution for both systems and specifications, and the number of solutions found within the time limit. It can be seen that our approach computes solutions considerably faster than STL-RRT* in both systems and specifications, with a success rate of 100%, whereas STL-RRT* can solve only 13% of the instances for the unicycle model. Additionally, we note that we use the full nonlinear dynamics for the unicycle model in our algorithm, while we had to use state-feedback linearizations to ensure the availability of a steering function for both state and time (punctuality) for STL-RRT*.

B. Impact of Time partitioning

We study the benefits of varying the number of time partitions on the 2D double integrator with the following specification:

$$\Box_{[0,t_1]}(x \leq 3.5 \wedge y \leq 3.5) \wedge \Diamond_{[t_1,t_2]}(x > 3.5 \wedge y > 3.5),$$

which forbids $x > 3.5$ and $y > 3.5$ until t_1 , after which the system must eventually reach $x > 3.5, y > 3.5$ within the interval $[t_1, t_2]$. The minimal partition for this formula is $\{t_1\}$. We further partition the formula between $[0, t_1]$ to varying number of partitions k . The success rate and mean time to solution over 100 trials is reported in Table II, given a time limit of 30 seconds.

The results show that varying these parameters affects the decomposition granularity of the constructed automaton in the time dimension, which directly impacts the computational efficiency of the algorithm. It can be seen that

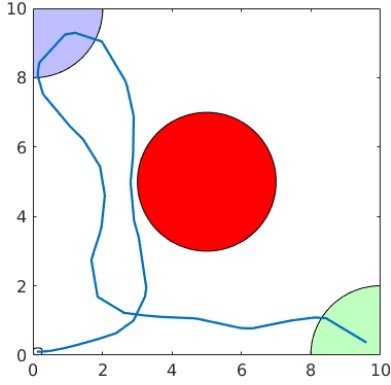


Fig. 3: Resulting trajectory for φ_3 in blue. The system starts from the bottom left, and the controller drives it to the blue region at the top left within 10 seconds, and then to the green region within 20 seconds, while avoiding the red region.

increasing the number of time partitions can improve the efficiency of solutions. This is due to the lead of the high-level layer being able to provide guides of finer granularity in the time dimension for the low-level layer. However, having too fine of a time granularity can lead to increased computation times, since the lead becomes harder for the low-level layer to follow.

C. Nonlinear system case study

To demonstrate the scalability and flexibility of our approach, we used our framework to synthesize a controller for the car-like nonlinear system presented in [18], with the following specification involving nonlinear predicates:

$$\begin{aligned} \varphi_3 = & \square_{[0,20.0]}((x-5)^2 + (y-5)^2 > 2.0) \\ & \wedge \Diamond_{[0,20.0]}(x-10)^2 + y^2 < 2.0 \\ & \wedge \Diamond_{[0,10.0]}(x^2 + (y-10)^2 < 2.0). \end{aligned}$$

Our algorithm computed a solution in less than 5 seconds. Figure 3 shows the resulting trajectory subject to a controller synthesized by our framework. $\square_{[0,20.0]}((x-5)^2 + (y-5)^2 > 2.0)$ is shown as a red circle, and $\Diamond_{[0,20.0]}((x-10)^2 + y^2 < 2.0)$ and $\Diamond_{[0,10.0]}(x^2 + (y-10)^2 < 2.0)$ are shown as blue and green quadrants respectively.

TABLE II: Impact of time discretization, by varying the number of time partitions. For each trial, a time limit of 30 seconds is given. The success rate is the number of solutions computed within the time limit, and the mean time to solution and standard error are reported.

k time partitions	Success (%)	Time (s)
1	48	3.77 ± 0.64
2	81	4.99 ± 0.56
5	100	4.42 ± 0.51
15	100	8.35 ± 0.32
30	100	10.50 ± 0.59
50	100	8.89 ± 0.50
200	51	22.7 ± 0.57

VII. CONCLUSION AND FUTURE WORK

This paper proposes an algorithmic framework for automaton-guided control synthesis under STL specifications, for both nonlinear dynamics and predicates. The proposed framework is correct by construction and probabilistically complete, and empirical evaluation demonstrate its effectiveness and efficiency. For future work, a natural extension is to generalize our approach to general STL specifications by using global syntactic separation of STL specifications [16]. Additionally, we plan to consider dynamics and measurement uncertainty, which would allow such control systems to be more readily applied in the real world.

REFERENCES

- [1] C. Baier and J.-P. Katoen, *Principles of Model Checking*. The MIT Press, 2008.
- [2] M. Lahijanian, S. B. Andersson, and C. Belta, “A probabilistic approach for control of a stochastic system from ltl specifications,” in *Proceedings of the 48th IEEE Conference on Decision and Control (CDC) held jointly with 2009 28th Chinese Control Conference*, 2009, pp. 2236–2241.
- [3] C. Belta, B. Yordanov, and E. A. Gol, *Formal methods for discrete-time dynamical systems*. Springer, 2017, vol. 15.
- [4] A. Bhatia, L. E. Kavraki, and M. Y. Vardi, “Sampling-based motion planning with temporal goals,” in *2010 IEEE International Conference on Robotics and Automation*, 2010, pp. 2689–2696.
- [5] M. R. Maly, M. Lahijanian, L. E. Kavraki, H. Kress-Gazit, and M. Y. Vardi, “Iterative temporal motion planning for hybrid systems in partially unknown environments,” in *Proceedings of the 16th International Conference on Hybrid Systems: Computation and Control*, ser. HSCC ’13. New York, NY, USA: Association for Computing Machinery, 2013, p. 353–362. [Online]. Available: <https://doi.org/10.1145/2461328.2461380>
- [6] H. Kress-Gazit, M. Lahijanian, and V. Raman, “Synthesis for robots: Guarantees and feedback for robot behavior,” *Annual Review of Control, Robotics, and Autonomous Systems*, vol. 1, pp. 211–236, 2018.
- [7] O. Maler and D. Nickovic, “Monitoring temporal properties of continuous signals,” in *Formal Techniques, Modelling and Analysis of Timed and Fault-Tolerant Systems*, Y. Lakhnech and S. Yovine, Eds. Berlin, Heidelberg: Springer Berlin Heidelberg, 2004, pp. 152–166.
- [8] R. Alur, T. Feder, and T. A. Henzinger, “The benefits of relaxing punctuality,” *J. ACM*, vol. 43, no. 1, p. 116–146, jan 1996. [Online]. Available: <https://doi.org/10.1145/227595.227602>
- [9] V. Raman, A. Donzé, M. Maasoumy, R. M. Murray, A. Sangiovanni-Vincentelli, and S. A. Seshia, “Model predictive control with signal temporal logic specifications,” in *53rd IEEE Conference on Decision and Control*, 2014, pp. 81–87.
- [10] L. Lindemann and D. V. Dimarogonas, “Control barrier functions for signal temporal logic tasks,” *IEEE Control Systems Letters*, vol. 3, no. 1, pp. 96–101, 2019.
- [11] C.-I. Vasile, V. Raman, and S. Karaman, “Sampling-based synthesis of maximally-satisfying controllers for temporal logic specifications,” in *2017 IEEE/RSJ International Conference on Intelligent Robots and Systems (IROS)*, 2017, pp. 3840–3847.
- [12] F. S. Barbosa, D. Duberg, P. Jensfelt, and J. Tumova, “Guiding autonomous exploration with signal temporal logic,” *IEEE Robotics and Automation Letters*, vol. 4, no. 4, pp. 3332–3339, 2019.
- [13] F. S. Barbosa, L. Lindemann, D. V. Dimarogonas, and J. Tumova, “Integrated motion planning and control under metric interval temporal logic specifications,” in *2019 18th European Control Conference (ECC)*, 2019, pp. 2042–2049.
- [14] S. Lindemann and S. LaValle, “Computing smooth feedback plans over cylindrical algebraic decompositions,” in *Robotics*, ser. Robotics: Science and Systems, G. Sukhatme, S. Schaal, S. Schaal, W. Burgard, and D. Fox, Eds. United States: MIT Press Journals, 2007, pp. 207–214, 2nd International Conference on Robotics Science and Systems, RSS 2006 ; Conference date: 16-08-2006 Through 19-08-2006.

- [15] J. T. Schwartz and M. Sharir, "On the "piano movers" problem. ii. general techniques for computing topological properties of real algebraic manifolds," *Advances in Applied Mathematics*, vol. 4, no. 3, pp. 298–351, 1983. [Online]. Available: <https://www.sciencedirect.com/science/article/pii/0196885883900143>
- [16] K. Bae and J. Lee, "Bounded model checking of signal temporal logic properties using syntactic separation," *Proc. ACM Program. Lang.*, vol. 3, no. POPL, jan 2019. [Online]. Available: <https://doi.org/10.1145/3290364>
- [17] I. A. Şucan, M. Moll, and L. E. Kavraki, "The Open Motion Planning Library," *IEEE Robotics & Automation Magazine*, vol. 19, no. 4, pp. 72–82, December 2012, <https://ompl.kavrakilab.org>.
- [18] D. J. Webb and J. P. van den Berg, "Kinodynamic rrt*: Optimal motion planning for systems with linear differential constraints," *ArXiv*, vol. abs/1205.5088, 2012.