

Multimodal Feature Extraction for Memes Sentiment Classification

Sofiane Ouari*, Tsegaye Misikir Tashu*[‡] and Tomáš Horváth*[†]

* Department of Data Science and Engineering, Faculty of Informatics, ELTE - Eötvös Loránd University

Pázmány Péter sétány 1/C, 1117 Budapest, Hungary

[†]Institute of Computer Science, Faculty of Science, Pavol Jozef Šafárik University,
Jesenná 5, 040 01 Košice, Slovakia

[‡]College of Informatics, Kombolcha Institute of Technology, Wollo University,
208 Kombolcha, Ethiopia

Email: *dfmyzk@inf.elte.hu, *misikir@inf.elte.hu, *tomas.horvath@inf.elte.hu

Abstract—In this study, we propose feature extraction for multimodal meme classification using Deep Learning approaches. A meme is usually a photo or video with text shared by the young generation on social media platforms that expresses a culturally relevant idea. Since they are an efficient way to express emotions and feelings, a good classifier that can classify the sentiment behind the meme is important. To make the learning process more efficient, reduce the likelihood of overfitting, and improve the generalizability of the model, one needs a good approach for joint feature extraction from all modalities. In this work, we proposed to use different multimodal neural network approaches for multimodal feature extraction and use the extracted features to train a classifier to identify the sentiment in a meme.

Index Terms—Multimodal Learning, Sentiment analysis, Multimodal feature learning & engineering, Multi-Class Classification, Text Mining, Computer Vision

I. INTRODUCTION

A meme is a type of satire that uses references from popular culture to reveal a hidden message. It is an effective technique for collecting thoughts, emotions, and behaviors in an easily transferable way, making them ideal for rapid dissemination. According to the Q1 2018 YPulse Trend Report survey [35], which includes news/insights and research on Generation Z and Millennials, more than half of young consumers send memes weekly, and 30% send them daily. The work of Iloh [13] has shown how memes can be effectively incorporated into qualitative research and publications for social scientists and anthropologists.

However, most of the tools available on social media can be used by some people to spread and send negative vibes and hateful statements, and memes are no exception. The work by [12] examines the social impact, both positive and negative, of memes as a new form of communication and concludes that Internet memes are often very influential and affect people in various ways that may not be immediately apparent.

Most studies dealing with meme classification have used a single feature selection and extraction approach for each modality used to train the classifier [9], [15]. Since the inputs to the models are multimodal and one modality complements the other modality, an approach that jointly learns and extracts

a multimodal feature is important. Since there are two input modalities in a meme, namely the image and the text, this work proposed and explored how different multimodal deep learning models can help extract important features and patterns to detect the overall sentiment of a meme on a three-level scale [negative-neutral-positive]. According to the experimental results, the multimodal feature extraction approach was a good choice for training a classifier and gave efficient results on the testing set. The rest of the paper is structured as follows. Section II presents an overview of multimodal learning and related works. Section III describes the dataset used in the study. The multimodal feature extraction approaches, ML models, and experimental settings are presented in Section IV. Section V presents the experimental results and discussions of the performed experiments. Section VI concludes the study.

II. LITERATURE REVIEW

A. What is multimodal learning

In the last decade, deep learning approaches have seen exponential development due to the overwhelming amount of data and growing technical offerings in the hardware market. However, most of the state-of-the-art models are mainly unimodal oriented and use data from a single modality as input. The ultimate goal of artificial intelligence research is to mimic the human brain, which can process multiple input modalities simultaneously, as much as possible.

Our daily lives consist of multiple modalities of different types, from the things we see to the things we taste to the sounds we hear, and we process them continuously. Multimodal machine learning explores different model architectures that can better represent and understand multiple inputs, even though they differ in encoding and are heterogeneous in nature.

B. Multimodal Learning Taxonomy

Baltrusaitis et al. [1] pointed out five challenges and concepts that exist in a multimodal learning context. These are:

- 1) **Representation:** One of the most difficult aspects of multimodal data is summarizing the information from the given modalities and determining the best representation approach that will help the model perform better

on the given task. In multimodal challenges, the ability to describe data in a meaningful way is critical and forms the basis of any model.

- 2) **Translation:** It is about generating an instance of the input but in a different modality. The best-known tasks in this area are spoken language translation, image-driven translation, and video-driven translation, which exploit the audio and visual modalities respectively [31].
- 3) **Alignment:** Finding connections and correspondences between subcomponents of examples from two or more modalities are called multimodal alignment.
- 4) **Fusion:** To improve the generalization performance of complex cognitive systems, it is essential to capture and fuse an appropriate set of useful features from the available modalities.
- 5) **Co-learning:** In real-world tasks, one or more modalities are often found to be absent; noisy, insufficiently annotated, with unreliable labels, in short supply in training or testing, or both. Multimodal co-learning is a learning paradigm that addresses this problem. Knowledge transfer between modalities, including their representations and predictive models, helps model one modality (resource-poor) by leveraging the knowledge of another modality (resource-rich).

C. Multimodal Learning for Memes Sentiment Analysis

The problem we are working on in this paper falls under *task A* of SemEval-2020 Task 8 "Memotion Analysis" [30], where detailed information about the dataset can be found in **Section III**.

A comparative study between different unimodal and multimodal architectures in the sentiment classification for memes was made by [15] and [9]. The work of [15] obtained the best results with a "text-only feed forward neural network (FFNN)" model, using Word2Vec [23] for representing each word as a vector (1×300) and then averaging the Word2Vec [23] embeddings of words used for each caption. This unimodal approach allowed [15] to score first in the related SemEval2020 task 8 "Memotion Analysis" challenge with a macro F1 score of **35.47%**.

The comparative study of [9] achieved its best result with a bimodal model by combining ResNet [32] for the visual input and RoBERTa (Robust Optimized BERT pre-training Approach) [20], which is an approach that better trains and optimizes the original BERT [6], on text.

D. Multimodal Feature Extraction

A good common practice in the machine learning sphere is to apply feature extraction [16], which is a step in the dimensionality reduction process, by reducing the large set of raw data and keeping the most important features which efficiently describes the dataset. For unimodal cases, PCA and Kernel PCA [4] were used to extract features for the face recognition task [7] and further compared linear versus non-linear methods for feature extraction. In facial emotion detection, [2] proposed the open-source software "OpenFace" being able to represent

facial landmarks, head pose estimations, facial action units and eye-gaze estimations. Data feature extraction for sequential data was also developed such as "OpenSmile" [8] which generates low-level audio features relevant in the emotional speech detection framework.

In addition, some work has also been done to perform feature extraction in multitask problems and in multimodal tasks. Guillaume et al. [24] proposed a type of joint regularization method for feature selection across tasks by using both L1 and L2 norms and forcing the different predictors of different tasks to have close representations of their learned patterns. Yong et al. [21] extended the complexity by developing a novel large margin multimodal multitask feature extraction (LM3FE) framework for handling multimodal features for image classification by learning the feature extraction matrix for each modality and the combination coefficients to handle correlated features and leverage the complementarity between them to reduce redundancy.

III. DATASET

The dataset we used in this study was provided by Chhavi et al [30] at the SemEval-2020 challenge called *Memotion Analysis*. SemEval is a series of international research workshops on natural language processing (NLP). The goal is to improve state-of-the-art semantic analysis and support the creation of high-quality annotated datasets for a variety of increasingly difficult semantic challenges in natural language. Each year, the workshop includes a series of collaborative challenges where computational semantic analysis systems from different teams are presented and compared. The dataset contains 6992 instances for the following three tasks: Sentiment Classification (Task A), Humor Classification (Task B), and Scales of Semantic Classes (Task C). The authors collected the data by selecting 52 globally known categories and using a browser extension tool to save memes on these topics from the Google image search engine. They then filtered the memes by keeping only those in English that had a clear background image with embedded text. They also used the Google Vision OCR APIs to extract the text from these memes as a separate input modality.

As mentioned in **section II**, in this work we will address *task A* to improve the performance of the challenge where the baseline macro F1 score was set to **21.76%**. The models used and the experimental methodology employed are presented in **section IV**. The distribution of sentiment classes in the data set is presented in table I.

TABLE I
LABELS DISTRIBUTION

Sentiment	Number of Instances	Percentage
Positive	4160	59.5%
Neutral	2201	31.5%
Negative	631	9.0%

IV. METHODOLOGY

In this section, we will explain and present the different steps used to preprocess the data, the implementation of the multimodal feature extraction approaches, and the classical supervised machine learning classifiers used for sentiment classification.

A. Preprocessing

- **Text preprocessing:** During text preprocessing, the following tasks were performed: Tokenization, removal of punctuations, determiners, and prepositions; transformation to lowercase, and removal of stop words. Then, we stemmed the words to their root. Finally, we padded all the text entries to make them have the same length.
- **Image preprocessing:** The memes images presented in the dataset have different shapes. *OpenCV* was used to uniformly reshape the images into $224 \times 224 \times 3$ dimensions. We then *MinMaxScaling* was also used for input normalization.

B. Multimodal Feature Extraction

We now address the various multimodal architectures proposed and used in the experiment. These models are trained with the goal of using the joint representation space as learned features that are fed into classical ML models to perform sentiment classification.

- **Multi-Embedding Model:** an embedding layer is used in natural language processing to assign a vector representation with a fixed dimension to each word. In this architecture, we will consider two types of word embeddings.
 - **Glove** stands for "Global Vectors for Word Representation" [25]. Glove learns by constructing a co-occurrence matrix that counts how often a word occurs in a context. Since it is a gigantic matrix, a global matrix factorization called *Latent Semantic Analysis* is applied.
 - **Fasttext** [14], unlike Glove which considers the word level as the smallest unit, Fasttext uses n-gram characters as the smallest unit. For example, if we take the word "apple" with $n=3$, the Fasttext representation of this word is $\langle ap, app, ppl, ple, le \rangle$. This helps to capture the meaning of shorter words and allows embeddings to understand suffixes and prefixes. The biggest advantage of using Fasttext is that it generates better word embeddings for rare words or even words not seen during training since the n-gram character vectors are shared with other words.

Multi-embedding is structured as shown in fig 1. Each text is represented by a pre-trained embedding layer of Glove [25] and Fasttext [14] and is routed in parallel to a Long Short Term Memory (LSTM) [11] block of size 256. We then averaged the outputs of the two LSTMs and feed them into a feed-forward neural network.

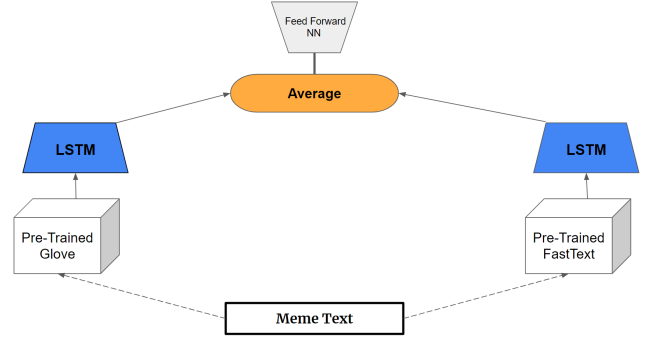


Fig. 1. Multi-Embedding Architecture

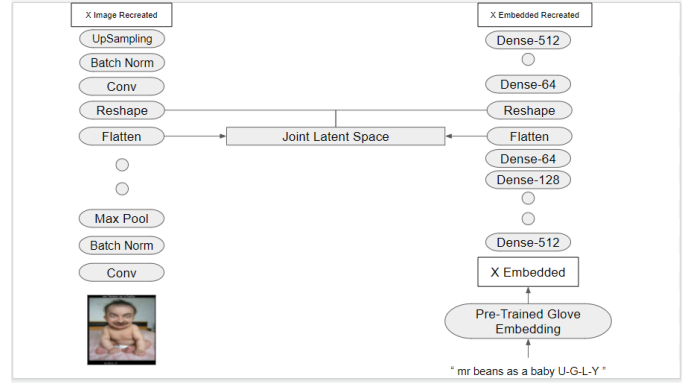


Fig. 2. Bimodal Text-Image Autoencoder

- **Bimodal Autoencoder:** In Section II.B, we defined how input *representation* is an important and challenging property of multimodal learning. A bimodal autoencoder is an architecture where shared representation is highly important. Autoencoders [3] are unsupervised deep learning-based algorithms that reduce the number of dimensions in the data in order to encode it. Once the data was encoded using the autoencoders, it is decoded again on the other side. The system is complete when the data matches on both sides of the encoding.

Following this definition, we can extend it to a bimodal autoencoder, where we consider two input modalities, and the encoding is merged in a joint latent space where both are decoded and recreated. Hadeer et al. [29] proposed a "Bimodal Variational Autoencoder (BiVAE)" model for the fusion of audiovisual features and their obtained experimental results show the superiority of the proposed model (BiVAE) for audiovisual feature fusion over the state-of-the-art models.

Fig 2 shows the implemented bimodal autoencoder with our meme data. For our supervised sentiment classification task, we will use the joint latent space as the set of learned features and adapt it to a different classification model.

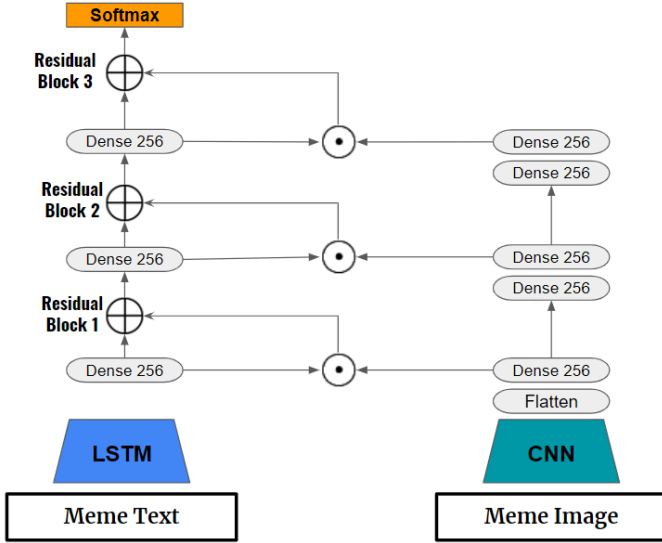


Fig. 3. Multi Residual Network

- **Residual Multimodal:** ResNet [10] is originally used for image classification and allows building a deeper network due to the presence of *skip connection* approach. The idea of residual blocks can also be applied to multiple inputs. [17], [33], [34] proposed Multimodal Residual Networks (MRN) for multimodal residual learning of visual question answering, which extends the idea of deep residual learning.

As shown in fig 3, we first pass the tokenized text data to an LSTM layer and the image to a convolutional layer and then flatten it. After passing them through a dense layer in parallel, we apply an element-wise multiplication \odot to it and create a residual block by performing an addition operation \oplus and loop over the same set of operations. In the feature extraction process, we will use the output of the residual blocks.

C. Experimental setting

We split the data into train/validation/test following with the ratio of 75/10/15% respectively. We trained both **Multi-Embedding** and **Residual Multimodal** for the classification task, while the **Bimodal Autoencoder** was trained for performing a data reconstruction task. We monitored the *validation loss* during training by using *Early Stopping* to check if no more improvement is being noticed for a duration of five (5) epochs.

D. ML Models

After training the multimodal models mentioned in the previous section, we used their hidden representations as extracted features and train classical ML approaches for predicting the correct sentiment classes as shown in fig 4. Due to the multi-class nature of the memes' sentiment classification task, we adopted a decomposition-based logic of One-Vs-All [26]. We compared the performance of the following models: LinearSVC [28], K-Nearest Neighbors [19], Decision

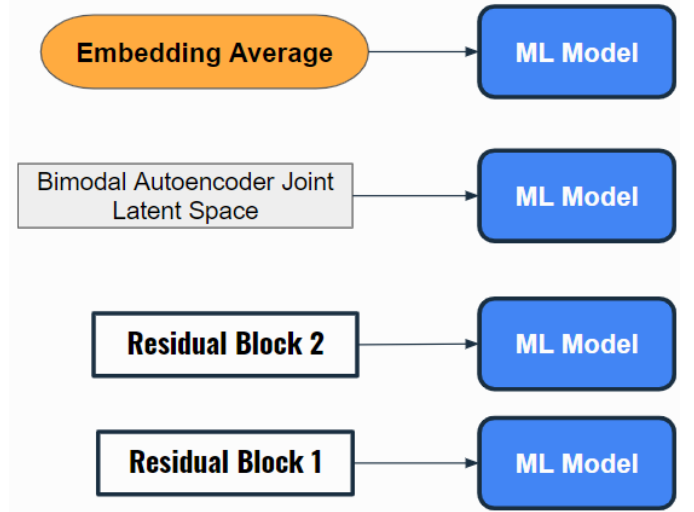


Fig. 4. Multimodal Feature Extraction Pipeline

Trees [27], Random Forest [5] and Gradient Boosting Classifier [22].

V. EXPERIMENTAL RESULTS

As discussed in **Section IV.B**, we trained the multimodal models for supervised sentiment classification (Multi-Embedding & Residual Network) and data reconstruction (Bimodal Autoencoder). The proposed approaches were trained on the train set, and we monitored the *validation loss* in terms of performance tracking. Afterwards, we applied a 10-fold stratified cross-validation [18] (Table II) on the training data using the features extracted per multimodal models.

We used the same metric as the one adopted by SemEval-2020 Task 8, namely the macro F1-score, defined as the average F1-score per label, without taking into account the proportion of each class in the dataset. According to the experimental results presented in Table II, classifiers using our proposed multimodal feature extraction outperformed the baseline score specified by the challenge, i.e., 21.76%. It can be seen that most of the models gave better results than the given baseline. We run further experiments by evaluating the multimodal feature extraction approach on the test data (Table III) to observe the generalizability of the models on unseen data.

Based on the experimental results presented in Table II, we can clearly state that KNN (K=1) was the only model that had a mean f1-score above **32.91%** in the four feature extraction use cases and had the highest F1 score of **39.16%** when trained with features generated by the multi-embedding model. It is also the KNN (K=1) with features from the 2nd residual block that achieved the highest macro F1 score of **35.27%** on the test set as shown in Table III, which is an improvement of **13.51%** compared to the SemEval 2020 baseline performance.

VI. CONCLUSION

In this paper, we proposed and presented a multimodal feature extraction approach that uses multimodal deep learning-

TABLE II
FEATURES EXTRACTION TRAIN SET RESULTS

	Mean	Min	Max	Std
LinearSVC-ME	26.40	16.46	33.53	± 5.3
KNN1-ME	33.24	27.41	39.16	± 2.9
KNN3-ME	32.22	29.19	35.26	± 2.1
KNN5-ME	30.52	28.93	33.48	± 1.3
DT-ME	31.54	29.44	34.00	± 1.5
RF-ME	25.70	25.05	26.96	± 0.6
GB-ME	31.09	28.82	33.93	± 1.5
LinearSVC-BiAE	33.60	30.32	36.40	± 2.0
KNN1-BiAE	33.08	29.74	35.58	± 1.9
KNN3-BiAE	31.42	28.08	33.30	± 2.0
KNN5-BiAE	31.10	27.90	34.11	± 1.9
DT-BiAE	32.23	29.93	36.11	± 2.0
RF-BiAE	25.15	24.7	25.99	± 0.4
GB-BiAE	31.70	29.45	34.63	± 1.6
LinearSVC-RB1	25.21	17.07	32.27	± 4.3
KNN1-RB1	33.44	30.73	35.59	± 1.7
KNN3-RB1	31.08	27.55	34.22	± 2.0
KNN5-RB1	29.94	28.25	32.73	± 1.2
DT-RB1	31.52	27.57	34.70	± 2.3
RF-RB1	25.23	24.72	26.23	± 0.5
GB-RB1	30.02	26.45	32.68	± 2.0
LinearSVC-RB2	21.34	15.96	28.95	± 6.8
KNN1-RB2	32.91	30.28	35.17	± 1.6
KNN3-RB2	30.50	28.99	31.55	± 1.0
KNN5-RB2	31.09	28.82	33.93	± 0.8
DT-RB2	30.82	28.09	33.24	± 1.8
RF-RB2	25.06	24.83	25.28	± 0.1
GB-RB2	30.76	27.14	32.69	± 1.9

TABLE III
FEATURES EXTRACTION TEST SET RESULTS

Model Name	Macro F1
KNN1ME	35.03
KNN3ME	32.78
DT-ME	30.72
GB-ME	30.68
LinearSVC-BiAU	31.38
KNN1-BiAU	26.40
KNN3-BiAU	29.01
DT-BiAU	30.27
GB-BiAU	29.00
KNN1-RB1	34.93
KNN3-RB1	33.28
KNN5-RB1	32.65
DT-RB1	30.02
GB-RB1	31.85
KNN1-RB2	35.27
KNN3-RB2	34.86
KNN5-RB2	31.36
DT-RB2	29.04
GB-RB2	31.62

based approaches to jointly learn and extract features from text and images. The features extracted using the proposed approach were used to train classical supervised machine learning models to perform sentiment classification for memes. The experimental results on the SemEval dataset [30] showed that the multimodal feature extraction approach improved the performance of the classifier by more than **13.5%**. In the future, we plan to further investigate the multimodal feature extraction methods with more complex pre-trained models and apply such multimodal feature extraction approaches to various multimodal tasks to verify their robustness and generalizability.

ACKNOWLEDGEMENTS

This research is supported by the ÚNKP-21-4 New National Excellence Program of the Ministry for Innovation and Technology from the source of the National Research, Development, and Innovation Fund. Supported by the Telekom Innovation Laboratories (T-Labs), the Research and Development unit of Deutsche Telekom.

REFERENCES

- [1] Tadas Baltrušaitis, Chaitanya Ahuja, and Louis-Philippe Morency. Multimodal machine learning: A survey and taxonomy. *IEEE transactions on pattern analysis and machine intelligence*, 41(2):423–443, 2018.
- [2] Tadas Baltrušaitis, Peter Robinson, and Louis-Philippe Morency. Openface: an open source facial behavior analysis toolkit. In *2016 IEEE Winter Conference on Applications of Computer Vision (WACV)*. IEEE, 2016.
- [3] Dor Bank, Noam Koenigstein, and Raja Giryes. Autoencoders. *arXiv:2003.05991*, 2020.
- [4] LJ Cao, Kok Seng Chua, WK Chong, HP Lee, and QM Gu. A comparison of pca, kpca and ica for dimensionality reduction in support vector machine. *Neurocomputing*, 55(1-2):321–336, 2003.
- [5] Adele Cutler, D Richard Cutler, and John R Stevens. Random forests. In *Ensemble machine learning*, pages 157–175. Springer, 2012.
- [6] Jacob Devlin, Ming-Wei Chang, Kenton Lee, and Kristina Toutanova. Bert: Pre-training of deep bidirectional transformers for language understanding. *arXiv:1810.04805*, 2018.
- [7] Hala M Ebied. Feature extraction using pca and kernel-pca for face recognition. In *2012 8th International Conference on Informatics and Systems (INFOS)*, pages MM–72. IEEE, 2012.
- [8] Florian Eyben and Björn Schuller. opensmile:) the munich open-source large-scale multimedia feature extractor. *ACM SIGMultimedia Records*, 6(4):4–13, 2015.
- [9] Pradyumna Gupta, Himanshu Gupta, and Aman Sinha. Dsc iit-ism at semeval-2020 task 8: Bi-fusion techniques for deep meme emotion analysis. *arXiv preprint arXiv:2008.00825*, 2020.
- [10] Kaiming He, Xiangyu Zhang, Shaoqing Ren, and Jian Sun. Deep residual learning for image recognition. In *Proceedings of the IEEE conference on computer vision and pattern recognition*, pages 770–778, 2016.
- [11] Sepp Hochreiter and Jürgen Schmidhuber. Long short-term memory. *Neural computation*, 9(8):1735–1780, 1997.
- [12] Charlotte Holland. *Just a Joke? The Social Impact of Internet Memes*. PhD thesis, 04 2020.
- [13] Constance Iloh. Do it for the culture: The case for memes in qualitative research. *International Journal of Qualitative Methods*, 20, 2021.
- [14] Armand Joulin, Edouard Grave, Piotr Bojanowski, and Tomas Mikolov. Bag of tricks for efficient text classification. *arXiv preprint arXiv:1607.01759*, 2016.
- [15] Vishal Keswani, Sakshi Singh, Suryansh Agarwal, and Ashutosh Modi. Iitk at semeval-2020 task 8: Unimodal and bimodal sentiment analysis of internet memes. In *Proceedings of the Fourteenth Workshop on Semantic Evaluation*, pages 1135–1140, 2020.

- [16] Samina Khalid, Tehmina Khalil, and Shamila Nasreen. A survey of feature selection and feature extraction techniques in machine learning. In *2014 science and information conference*, pages 372–378. IEEE, 2014.
- [17] Jin-Hwa Kim, Sang-Woo Lee, Donghyun Kwak, Min-Oh Heo, Jeonghee Kim, Jung-Woo Ha, and Byoung-Tak Zhang. Multimodal residual learning for visual qa. In *Advances in neural information processing systems*, pages 361–369, 2016.
- [18] Damjan Krstajic, Ljubomir J Buturovic, David E Leahy, and Simon Thomas. Cross-validation pitfalls when selecting and assessing regression and classification models. *Journal of cheminformatics*, 6(1):1–15, 2014.
- [19] Jorma Laaksonen and Erkki Oja. Classification with learning k-nearest neighbors. In *Proceedings of International Conference on Neural Networks (ICNN’96)*, volume 3, pages 1480–1483. IEEE, 1996.
- [20] Yinhan Liu, Myle Ott, Naman Goyal, Jingfei Du, Mandar Joshi, Danqi Chen, Omer Levy, Mike Lewis, Luke Zettlemoyer, and Veselin Stoyanov. Roberta: A robustly optimized bert pretraining approach. *arXiv preprint arXiv:1907.11692*, 2019.
- [21] Yong Luo, Yonggang Wen, Dacheng Tao, Jie Gui, and Chao Xu. Large margin multi-modal multi-task feature extraction for image classification. *IEEE Transactions on Image Processing*, 25(1):414–427, 2015.
- [22] Andreas Mayr, Harald Binder, Olaf Gefeller, and Matthias Schmid. The evolution of boosting algorithms. *Methods of information in medicine*, 53(06):419–427, 2014.
- [23] Tomas Mikolov, Kai Chen, Greg Corrado, and Jeffrey Dean. Efficient estimation of word representations in vector space. *arXiv preprint arXiv:1301.3781*, 2013.
- [24] Guillaume Obozinski, Ben Taskar, and Michael Jordan. Multi-task feature selection. *Statistics Department, UC Berkeley, Tech. Rep.*, 2(2.2):2, 2006.
- [25] Jeffrey Pennington, Richard Socher, and Christopher D Manning. Glove: Global vectors for word representation. In *Proceedings of the 2014 conference on empirical methods in natural language processing (EMNLP)*, pages 1532–1543, 2014.
- [26] Ryan Rifkin and Aldebaro Klautau. In defense of one-vs-all classification. *The Journal of Machine Learning Research*, 5:101–141, 2004.
- [27] Lior Rokach and Oded Maimon. Decision trees. In *Data mining and knowledge discovery handbook*, pages 165–192. Springer, 2005.
- [28] Roman Rosipal, Leonard J Trejo, and Bryan Matthews. Kernel pls-svc for linear and nonlinear classification. In *Proceedings of the 20th International Conference on Machine Learning (ICML-03)*, pages 640–647, 2003.
- [29] Hadeer M Sayed, Hesham E ElDeeb, and Shereen A Taie. Bimodal variational autoencoder for audiovisual speech recognition. *Machine Learning*, pages 1–26, 2021.
- [30] Chhavi Sharma, William Paka, Scott, Deepesh Bhageria, Amitava Das, Soujanya Poria, Tanmoy Chakraborty, and Björn Gambäck. Task Report: Memotion Analysis 1.0 @SemEval 2020: The Visuo-Lingual Metaphor! In *Proceedings of the 14th International Workshop on Semantic Evaluation (SemEval-2020)*, Barcelona, Spain, Sep 2020. Association for Computational Linguistics.
- [31] Umut Sulubacak, Ozan Caglayan, Stig-Arne Grönroos, Aku Rouhe, Desmond Elliott, Lucia Specia, and Jörg Tiedemann. Multimodal machine translation through visuals and speech. *Machine Translation*, 34(2):97–147, 2020.
- [32] Ying Tai, Jian Yang, and Xiaoming Liu. Image super-resolution via deep recursive residual network. In *Proceedings of the IEEE conference on computer vision and pattern recognition*, pages 3147–3155, 2017.
- [33] Tsegaye Misikir Tashu, Sakina Hajiyeve, and Tomas Horvath. Multimodal emotion recognition from art using sequential co-attention. *Journal of Imaging*, 7(8), 2021.
- [34] Tsegaye Misikir Tashu and Tomáš Horváth. Attention-based multimodal emotion recognition from art. In Alberto Del Bimbo, Rita Cucchiara, Stan Sclaroff, Giovanni Maria Farinella, Tao Mei, Marco Bertini, Hugo Jair Escalante, and Roberto Vezzani, editors, *Pattern Recognition. ICPR International Workshops and Challenges*, pages 604–612, Cham, 2021. Springer International Publishing.
- [35] YPulse. Q1 2018 ypulse trend report: Home sweet home, talk the talk, ain’t nobody got time for that, 2018.