

The Tucana dwarf spheroidal: a distant backsplash galaxy of M31?

Isabel M.E. Santos-Santos,^{1,2*} Julio F. Navarro,² Alan McConnachie^{3,2}

¹*Institute for Computational Cosmology, Department of Physics, Durham University, South Road, Durham, DH1 3LE, UK*

²*Department of Physics and Astronomy, University of Victoria, Victoria, BC V8P 5C2, Canada*

³*NRC Herzberg Astronomy and Astrophysics, 5071 West Saanich Road, Victoria, BC, V9E 2E7, Canada*

Accepted XXX. Received YYY; in original form ZZZ

ABSTRACT

We use the APOSTLE Local Group (LG) cosmological hydro-simulations to examine the properties of “backsplash” galaxies, i.e. dwarfs which were within the virial boundaries of the Milky Way (MW) or M31 in the past, but are today outside their virial radius (r_{200}). More than half of all dwarfs between $1 - 2 r_{200}$ of each primary are backsplash. More distant backsplash systems, i.e., those reaching distances well beyond $2 r_{200}$, are typically close to apocentre of nearly radial orbits, and, therefore, essentially at rest relative to their primary. We use this result to investigate which LG dwarfs beyond ~ 500 kpc of either primary could be a distant backsplash satellite of MW or M31. Tucana dSph, one of the few known quiescent LG field dwarfs, at $d_{M31} \approx 1350$ kpc and $d_{MW} \approx 880$ kpc, is a promising candidate. Tucana’s radial velocity is consistent with being at rest relative to M31. Further, Tucana is located close to M33’s orbital plane around M31, and simple orbit integrations indicate that Tucana may have been ejected during an early pericentric passage of M33 ~ 11 Gyr ago, a timing which approximately coincides with Tucana’s last episode of star formation. We suggest that Tucana may have been an early-infalling satellite of M31 or M33, providing a compelling explanation for its puzzling lack of gas and ongoing star formation despite its isolated nature. In this scenario, M33 should have completed some orbits around M31, a result that may help to explain the relative dearth of M33 satellite-candidates identified so far.

Key words: galaxies: dwarf – galaxies: Local Group – galaxies: individual: M31 – galaxies: individual: Tucana

1 INTRODUCTION

In the Lambda Cold Dark Matter (LCDM) cosmological paradigm galaxies form at the centre of dark matter halos which grow hierarchically, continuously accreting smaller systems. Of all accreted systems, the most massive ones quickly spiral to the centre and merge with the main halo, but lower mass systems may remain in orbit for a long time and are today identified with satellite galaxies (see; e.g., Wang et al. 2011, and references therein).

Satellites are strongly affected by their host, both gravitationally, as tides gradually pull away matter, and hydrodynamically, as the circumgalactic gas of the primary ram-pressure strips away the gaseous envelopes of subhalos, depriving them of star formation fuel and eventually extinguishing their star formation activity (Tolstoy et al. 2009).

This scenario leads naturally to differences between the properties of satellite galaxies compared with dwarf galaxies of similar mass in the field. In particular, it successfully explains the origin of the environmental dependence of dwarf galaxy types in the Local Group: the majority of satellites are quiescent, gas-free dwarf spheroidal systems whereas field dwarfs are typically gas-rich dwarf irregulars with ongoing star formation (see; e.g., Grebel 1998; Weisz et al. 2014).

Given the importance of these environment-driven processes, it is important to establish how far away from a galaxy they may operate. Early work on galaxy clusters led to the realization that environmental effects may extend well beyond the nominal virial boundary of a system (Balogh et al. 2000), conventionally defined as the radius¹, r_{200} , where the circular orbit timescale is comparable to the age of the Universe.

The reasons for the unexpectedly large “radius of influence” of a primary system on its associated subsystems is twofold. One reason is that many subhalo orbits are fairly radial, and may reach outside the virial radius during their first trip to apocentre after accretion (Mamon et al. 2004; Gill et al. 2005; Knebe et al. 2011). Indeed, most subhalos first accreted 2-3 Gyr ago into a halo like that of the Milky Way are expected to be at present outside the virial radius (Barber et al. 2014). These so-called “backsplash” galaxies are especially abundant just outside the virial radius, representing a fraction of that may exceed $\sim 50\%$ of subhalos with $1 < d/r_{200} < 2.5$ (Garrison-Kimmel et al. 2014; Buck et al. 2019; Simpson et al. 2018; Applebaum et al. 2021; Bakels et al. 2021).

¹ More precisely, the virial radius is defined as the radius where the mean enclosed density equals $200\times$ the critical density for closure. We shall use the subscript “200” to identify quantities measured at or within the virial boundary.

* E-mail: isabel.santos@durham.ac.uk

The second reason is that many subhalos come as members of virialized groups which are tidally dissociated soon after first infall into the primary halo. As discussed in detail by Sales et al. (2007) and Ludlow et al. (2009), some subhalos may gain enough energy during the disruption of their group to be expelled much further away, to distances as far as 5 virial radii or beyond (see also Teyssier et al. 2012). Systems on these extreme orbits are typically a small fraction of the low-mass members of the group, whose heavier members typically stay tightly bound to the primary. Identifying these “extreme backplash” cases therefore requires not only some evidence for dynamical association, but also the existence of a more massive “parent” progenitor to help propel them into highly energetic orbits.

In the cosmological context of the Local Group, the above discussion suggests the existence of a rare population of low-mass field dwarfs, located far away (out to ~ 1.5 Mpc) from the Milky Way (MW) and Andromeda (M31), but showing properties consistent with satellites of either of them, such as lack of ongoing star formation. These galaxies are indeed unusual, since most isolated galaxies discovered so far in the Local Group field and beyond are currently star-forming (Geha et al. 2012).

To date, the only known examples of field dSph galaxies within 1.5 Mpc of the LG midpoint are Cetus, Tucana, and And XVIII, currently at $\sim 755(674)$, $\sim 877(1345)$, and $\sim 1330(580)$ kpc from the MW (M31), respectively (Whiting et al. 1999; Lavery & Mighell 1992; McConnachie et al. 2008). All three show little to no gas content and predominantly old stellar populations formed roughly ~ 9 -10 Gyrs ago (Castellani et al. 1996; Monelli et al. 2010a,b; Savino et al. 2019; Makarova et al. 2017). Further away, at ~ 2 Mpc, the only other examples of quiescent dwarfs known are KKR25 and KKS3 (Karachentsev et al. 2015, 2001), plus the recent discoveries of Tucana B (Sand et al. 2022) and COSMOS-dw1 in the COSMOS-CANDELS field beyond the LG (Polzin et al. 2021).

The origin of isolated dwarf galaxies with no recent star formation activity remains poorly understood, but it has been argued that, in the case of Cetus and Tucana, they may have resulted from either a backplash interaction with the MW (e.g. Sales et al. 2007; Fraternali et al. 2009; Teyssier et al. 2012) or from ram-pressure stripping with the cosmic web (e.g. Benítez-Llambay et al. 2013). More recently, a novel proposal associating them with the effects of the photoionizing background has been put forward by Pereira Wilson et al. (2022).

We use in this paper distant backplash dwarfs in the APOSTLE cosmological hydrodynamical simulations (Sawala et al. 2016; Fattahi et al. 2016) to characterize the kinematic properties of such systems in the Local Group. We focus on seemingly isolated galaxies at distances larger than ~ 500 kpc from the MW and M31, noting as well that, as reported in earlier work, many dwarfs between $r_{200} < d < 2.5 r_{200}$ (roughly out to ~ 500 kpc of the MW or M31) are indeed backplash galaxies.

This paper is organised as follows. In Sec. 2 we describe the APOSTLE simulations and the observational data used. Our results on distant backplash galaxies in APOSTLE are presented in Sec. 3.1. Section 3.2 shows our analysis of Local Group dwarfs in light of the simulation results. Finally in Sec. 3.3 we focus on the Tucana dSph and provide evidence

supporting a hypothetical backplash origin. Sec. 4 summarizes our conclusions.

2 METHODS

2.1 Numerical simulations

The APOSTLE simulations are a set of cosmological volumes chosen to include two massive primary halos with masses, relative distance, relative radial velocity and surrounding Hubble flow similar to that observed for the Milky Way (MW) and M31 pair (Fattahi et al. 2016). In this work we have used 4 volumes run at the highest resolution in APOSTLE (labelled ‘L1’ level in previous literature). These runs have initial dark matter and gas particle masses of $m_{\text{DM}} \sim 5 \times 10^4 M_{\odot}$ and $m_{\text{gas}} \sim 1 \times 10^4 M_{\odot}$, respectively, and a gravitational softening length of 134 pc at $z = 0$. The zoom-in region of each APOSTLE volume fully contains a sphere of radius $r \sim 3.5$ Mpc from the midpoint of the MW and M31 “primary” halos.

APOSTLE used the EAGLE galaxy formation code (Schaye et al. 2015; Crain et al. 2015). This model includes subgrid physics prescriptions for star formation in gas exceeding a metallicity-dependent density threshold, radiative cooling of gas, stellar feedback (from stellar winds, radiation pressure and supernovae), homogeneous X-ray/UV background radiation, supermassive black hole growth and AGN feedback (the latter have negligible effects on dwarf galaxies).

APOSTLE assumes a flat Λ CDM cosmological model following WMAP-7 parameters (Komatsu et al. 2011): $\Omega_{\text{m}} = 0.272$; $\Omega_{\Lambda} = 0.728$; $\Omega_{\text{bar}} = 0.0455$; $H_0 = 100 h \text{ km s}^{-1} \text{ Mpc}^{-1}$; $\sigma = 0.81$; $h = 0.704$.

2.1.1 Simulated galaxies

Halos and subhalos in APOSTLE have been identified using the friends-of-friends (FoF) groupfinding algorithm (Davis et al. 1985) (with linking length equal to 0.2 times the mean interparticle separation) and the SUBFIND halo finder (Springel et al. 2001; Dolag et al. 2009).

Simulated galaxies are halos where star formation has led to the formation of a luminous component. In APOSTLE, this restricts galaxy formation to field halos more massive than $M_{200} \sim 10^9 M_{\odot}$. Satellite galaxies may exist in subhalos with lower mass, because of tidal stripping; see for details Fattahi et al. (2018).

We shall define galaxies *associated* with each APOSTLE primary as those that have been within the virial radius of the primary’s most massive progenitor at some time during its evolution. Associated galaxies include satellites (i.e. galaxies within r_{200} at $z = 0$) and backplash galaxies (i.e. associated galaxies located today outside the virial radius of the primary). Backplash systems were identified by tracking back in time all galaxies found outside the virial radius of both main primaries at $z = 0$ ². Each of the main APOSTLE primaries present halo masses M_{200} ranging from 0.78 to $2.05 \times 10^{12} M_{\odot}$, with primary-secondary mass ratios in the range ~ 0.33 -0.96.

² In this work we do not distinguish galaxies which are today satellites of one of the primaries, but were associated with the other primary at an earlier time (see, e.g. Newton et al. 2021).

2.2 Observational data

In this work we consider the currently known Local Group dwarf galaxies within ~ 1.5 Mpc of the midpoint between the MW and M31. We use the latest position and velocity data in the [McConnachie \(2012\)](#) compilation of nearby galaxies³. We refer to dwarf galaxies within 300 kpc of the MW or M31 as “satellites” of that primary; the rest are considered “isolated” or “field” dwarfs.

For M31 and its satellite M33 (i.e., Triangulum) we adopt the positions and velocities derived from the combined Gaia DR2 and *HST* proper motions by [van der Marel et al. \(2019\)](#).

Galactocentric positions and velocities have been computed assuming a Galactocentric distance for the Sun of $R_{\odot} = 8.29$ kpc, a peculiar velocity with respect to the LSR of $(U_{\odot}, V_{\odot}, W_{\odot}) = (11.1, 12.24, 7.25)$ km/s ([Schönrich et al. 2010](#)), and a circular velocity for the local standard of rest (LSR) of $V_0 = 239$ km/s ([McMillan 2011](#)).

We make use of updated Gaia EDR3 systemic proper motions for a set of distant Local Group dwarf galaxies for which such data has been measured ([McConnachie et al. 2021](#)). For dwarfs without proper motion measurements we convert the heliocentric line-of-sight velocities to the Galactic standard of rest (GSR) as $\vec{V}_{\text{GSR}} = \vec{V}_{\text{hel}} + \vec{V}_{\odot, \text{proj}}$; where $\vec{V}_{\odot, \text{proj}}$ is the projection of the Sun’s motion ($\vec{V}_0 + \vec{V}_{\text{pec}}$) along the Galactocentric radial direction to the dwarf galaxy.

Tables 1 and 2 present the specific data values used for M31, M33 and Tucana, the objects which we will focus on later in the paper (see Sec. 3.3).⁴

3 RESULTS

3.1 Backsplash galaxies in APOSTLE

Fig. 1 shows the radial velocity versus distance from the primary for all galaxies identified in the 4 APOSTLE high-resolution volumes studied. This figure is centered on each of the 8 available primaries and shows a stack of all luminous galaxies in each of the simulated volumes.

“Associated” galaxies are shown in red, being either satellites (small circles) or backplash galaxies (big circles with black edges). A vertical shaded area delimits the 10-90 percentile range of r_{200} values for the 8 primaries, 196-261 kpc, which separates the overall satellite and backplash populations.

“Isolated” dwarfs are shown as gray open circles. Note that because of the binary nature of the Local Group, some of the isolated galaxies could be backplash galaxies of the other primary in the same volume. For reference, the radial distance to the other primary, r_{P2} , is marked with an arrow.

We find an average of ~ 43 satellites and ~ 9 backplash per primary, down to a limit of one star particle, or roughly $M_{\star} \sim 10^4 M_{\odot}$. This is best regarded as a lower limit, as the raw number is very likely affected by numerical limitations. There are actually more associated subhalos outside than inside the virial radius ([Ludlow et al. 2009](#)), but the

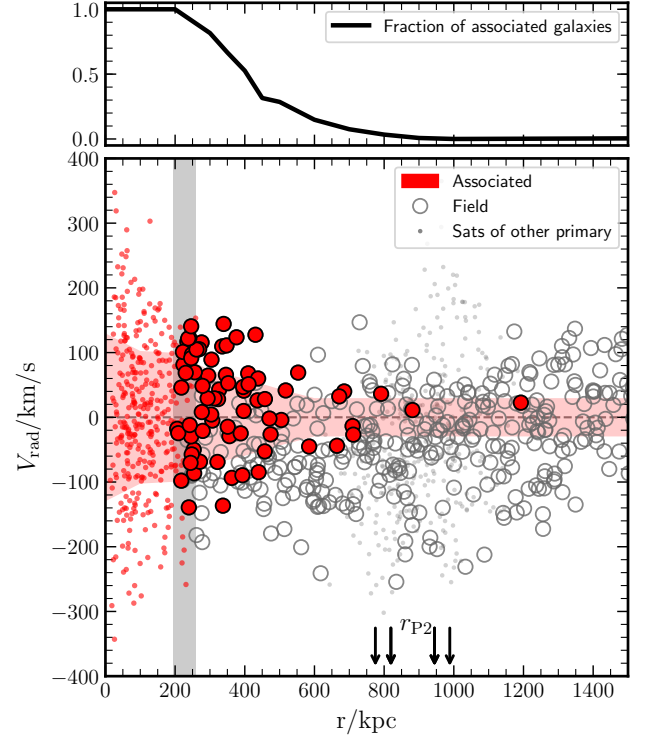


Figure 1. Radial velocity vs distance for galaxies in the APOSTLE Local Group simulations in the reference frame of one of its primaries. Results for all 8 primaries are stacked. Associated galaxies are shown in red, being either satellites (i.e., within r_{200} , smaller circles) or backplash galaxies (i.e., outside r_{200} , larger circles). Field dwarfs not associated with the primary are shown as open gray circles. Satellites of the other primary in the volume are shown as small gray dots. For reference, a vertical gray band indicates the 10-90 percentile range of r_{200} values for all 8 APOSTLE primaries. The $\pm 1\sigma$ radial velocity dispersion of associated galaxies as a function of distance is shown with a red shaded area. The radial distance to the second primary in each APOSTLE volume, r_{P2} , is marked with an arrow for reference. An upper auxiliary panel indicates the average fraction of associated galaxies, over all galaxies in the volume, as a function of radial distance from the primary.

vast majority of them are low-mass subhalos without stars in them.

The upper panel in Fig. 1 shows the fraction of associated galaxies over all dwarfs in the simulated Local Group, as a function of radial distance from the primary. In APOSTLE, more than $> 80\%$ (50%) of dwarfs within 300 (400) kpc of a primary are associated to it, emphasizing that the virial radius does not represent a true physical boundary separating objects that have or have not been influenced dynamically by the primary. At 550 kpc, only 25% of dwarfs are associated; at 700 kpc, fewer than 10% are. The furthest backplash case we find is at a distance of ~ 1.2 Mpc from its primary, roughly $6 \times r_{200}$.

How can some backplash galaxies reach such large distances (~ 1 Mpc) from the primary? As explained in [Sales et al. \(2007\)](#) and developed further by [Ludlow et al. \(2009\)](#), low-mass galaxies can be ejected out to large distances during the tidal dissociation of groups of dwarfs during their first

³ see <https://www.cadc-ccda.hia-ihp.nrc-cnrc.gc.ca/en/community/nearby/>, and references therein.

⁴ See also [Taibi et al. \(2020\)](#); [Savino et al. \(2022\)](#). Note that none of our conclusions are changed by using these alternative data values.

Table 1. Observational data used in this work for M31, M33 and Tucana. Columns show right ascension and declination, distance from the Sun, heliocentric line-of-sight velocity and proper motions. References: [McConnachie \(2012\)](#); [van der Marel et al. \(2012, 2019\)](#). In red are our predicted proper motions for Tucana if it is a backplash galaxy of M31, computed by assuming it is at rest with respect to M31 (see Sec. 3.3).

Galaxy	RA (deg)	Dec (deg)	D_{\odot} (kpc)	V_{hel} (km/s)	μ_{RA^*} (mas/yr)	μ_{Dec} (mas/yr)
M31	10.684	41.269	770 ± 40	-301 ± 1	0.049 ± 0.011	-0.038 ± 0.011
M33	23.462	30.660	794 ± 23	-180 ± 1	0.024 ± 0.007	0.003 ± 0.008
Tucana	340.456	-64.419	887 ± 50	194 ± 4.3	0.0206	-0.0754

Table 2. Galactocentric position and velocities for M31, M33 and Tucana derived from data in Tab 1.

Galaxy	X (kpc)	Y (kpc)	Z (kpc)	V_{rad} or V_{GSR} (km/s)	V_X (km/s)	V_Y (km/s)	V_Z (km/s)
M31	-378.95	612.66	-283.12	-108.91	34.99	-123.82	-17.02
M33	-476.09	491.06	-412.86	-35.17	44.34	90.95	125.10
Tucana	470.99	-652.71	-362.36	91.42	-	-	-

infall. The tides induce the formation of two “tails” of subhalos as the group disrupts; one that loses and another one that gains orbital energy during disruption (see; e.g., Fig. 4 of [Ludlow et al. 2009](#)). The subhalos carried away in the latter tail can sometimes reach very large distances, and formally even “escape” the primary. Typically, the lowest mass and least bound subhalos in the group are the ones more susceptible to being propelled to extreme orbits.

As may be expected, distant associated galaxies are close to the apocentre of their orbits, and are thus basically at rest with the primary. This is seen in Fig. 1, which shows that the radial velocities of very distant backplash systems, which are on nearly radial orbits, decrease systematically with increasing distance, approaching zero for the most distant ones. (The red shaded region in Fig. 1 shows the radial velocity dispersion of associated systems as a function of distance.) On the other hand, at similar distances, the radial velocities of other, unassociated dwarfs in the Local Group span a wide range of values.

This result suggests that a low relative velocity may in principle be used as a robust criterion to identify candidate “extreme backplash” galaxies (i.e., those located at $d > 2-3 r_{200}$) associated to a given primary. We use this finding next to identify galaxies in the Local Group that may have been previously associated to the MW or M31.

3.2 Distant backplash candidates in the Local Group

Figure 2 shows the radial distance to the MW versus the radial distance to M31, for observed LG dwarf galaxies within ~ 1.5 Mpc from the LG midpoint.

The shaded areas in Figure 2 highlight distances within 500 kpc of the MW (cyan) or M31 (red). Objects within these boundaries are likely associated to that primary, and are colored accordingly. In each case, this includes the satellites (i.e., those with $d < 300$ kpc, shown as star symbols for MW satellites or ‘x’ symbols for M31 satellites) and dwarfs with $300 < d/\text{kpc} < 500$ which, according to APOSTLE, have fairly high probability of being backplash galaxies, shown as circles. One galaxy, And XVI, overlaps both samples as it is located at $r_{\text{MW}} = 450$ kpc and $r_{\text{M31}} = 310$ kpc. We assume it is associated to M31, to which it is closer.

Eight dwarf galaxies are at larger distances (i.e. Aquarius, Cetus, IC1613, LeoA, Sagittarius dIrr, Tucana, UGC4879,

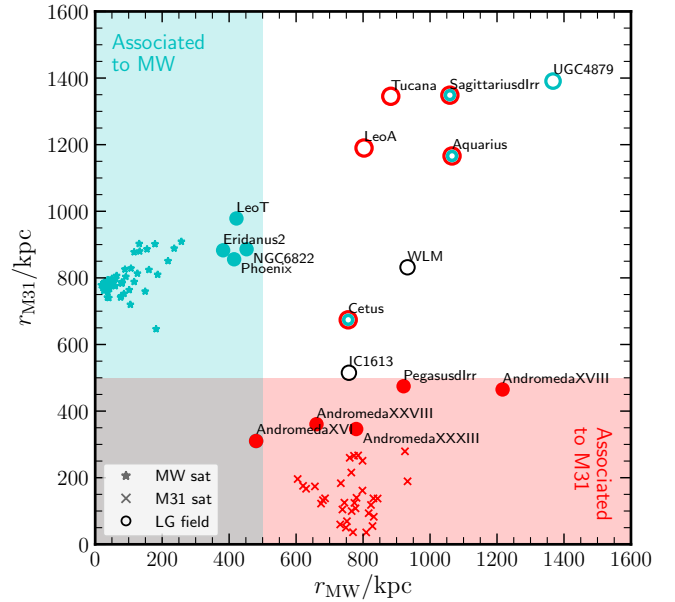


Figure 2. Distances to MW and M31 for Local Group dwarfs within 1.5 Mpc of its midpoint. MW satellites are shown with star symbols, M31 satellites as ‘x’ symbols and field dwarfs as circles with labels. Objects within 500 kpc of either primary are colored (cyan for the MW and red for M31). Some field galaxies outside 500 kpc are colored as well, according to radial velocity criteria introduced in Fig. 3 which identifies them as backplash candidates of either primary.

WLM), and we will consider them as potential distant backplash candidates for the rest of our study.

Any galaxy from this subsample which is a backplash of the MW or of M31 should be essentially at rest relative to its primary. We illustrate this idea in Fig. 3. This figure shows the Galactocentric radial velocity of each of these galaxies (V_{rad}) versus the Galactocentric radial velocity they would have if they were at rest relative to M31 (V_{pred}). Note that we only use the radial velocity component in this diagnostic because proper motions for most distant dwarfs are unknown.

To compute V_{pred} , we simply assume that, relative to the MW, the 3D velocity vector of the dwarf galaxy is the same as that of M31, and project accordingly. V_{pred} for a certain

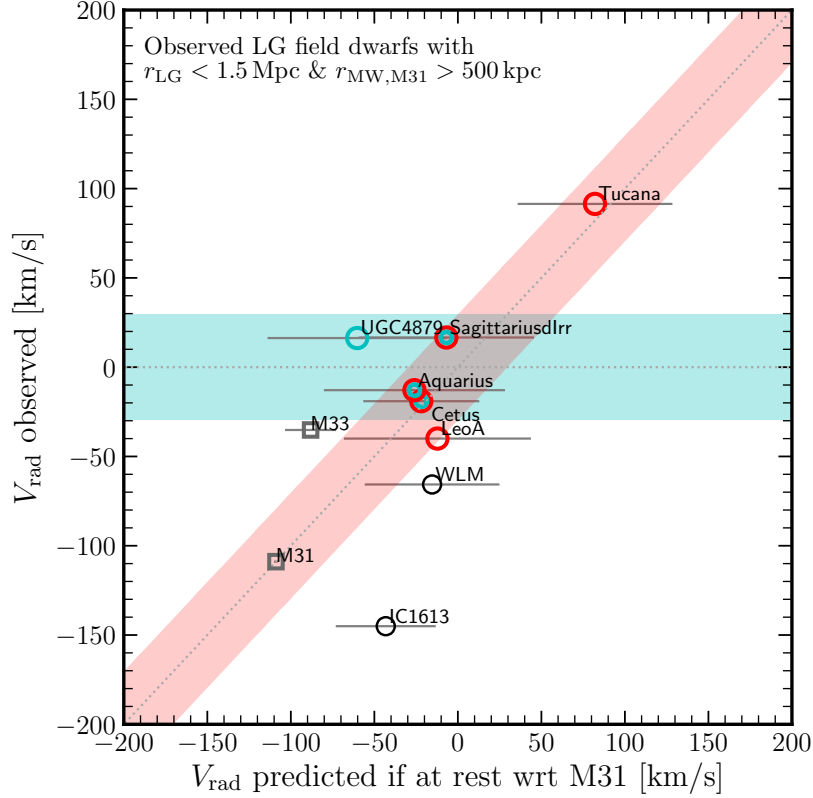


Figure 3. Observed Galactocentric radial velocity vs that predicted if the galaxy was at rest with respect to M31. Only Local Group field galaxies within 1.5 Mpc from the Local Group’s midpoint and outside 500 kpc of the MW and M31 are considered. The cyan and red shaded bands mark an area of $\pm 1\sigma$ in V_{rad} , as measured for distant backplash galaxies from the APOSTLE Local Group simulations (see Fig. 1). Galaxies within the horizontal cyan band present radial velocities compatible with being backplash galaxies of the MW. Galaxies within the red diagonal band present radial velocities compatible with being backplash galaxies of M31. The dotted line marks the 1:1 correspondence. Error bars indicate the minimum and maximum “predicted” V_{rad} values when considering the uncertainties in M31’s proper motion data. For reference, M33 and M31 are shown as gray squares.

dwarf is thus calculated by projecting M31’s Galactocentric 3D velocity vector along the MW-dwarf radial direction as:

$$V_{\text{pred}} = \frac{\vec{V}_{\text{M31,MW}} \cdot \vec{r}_{\text{dwf,MW}}}{|\vec{r}_{\text{dwf,MW}}|}. \quad (1)$$

A cyan shaded area indicates a region of $\pm 1\sigma_{\text{rad}}$ around $V_{\text{rad}} = 0$ km/s in the y-axis, where $\sigma_{\text{rad}} = \pm 29$ km/s, the radial velocity dispersion of distant ($d > 500$ kpc) backplash systems in APOSTLE (see Fig. 1).

Dwarfs in the cyan area are compatible with being backplash galaxies of the MW and have been colored in cyan. Alternatively, dwarfs falling in the red shaded area around the 1:1 line—with a width also equal to $\pm 1\sigma_{\text{rad}}$ —have observed radial velocities compatible with being backplash galaxies of M31 and are colored in red.

For reference, M31 and M33 (Triangulum) are shown as grey squares. M31 falls exactly on the 1:1 line by construction. Error bars correspond to the minimum and maximum V_{pred} obtained when considering the uncertainties in M31’s proper motion data.

Six out of eight dwarfs are plausible backplash candidates according to this criterion. UGC4879, Sagittarius dIrr, Aquarius and Cetus could have been associated to the MW. The last three, plus possibly Leo A, are also compatible with being backplash candidates of M31. The Tucana dSph, on

the other hand, stands out as a clear M31 distant backplash candidate, with a Galactocentric radial velocity in very close agreement with that expected for an object at rest relative to M31.

3.3 Cetus and Tucana as distant backplash candidates

The case of Cetus and Tucana as backplash candidates are of particular interest given that they are two of the few Local Group field dSphs. Because of their low gas content, as well as their predominantly old stellar populations, these systems resemble MW or M31 satellites rather than field dwarfs (Monelli et al. 2010a,b; Fraternali et al. 2009), and it is therefore tempting to associate them with backplash systems.

Are there any other further hints that Tucana or Cetus may actually be distant backplash systems? Both seem to satisfy the low radial velocity dispersion criterion (see Fig. 3), but so do several other distant LG dwarfs. As discussed in Sec. 1, further evidence for a backplash origin may include the identification of a plausible “parent” satellite system whose tidal dissolution may have expelled the dSph. Both the MW and M31 have satellites massive enough to be plausible parents of either Tucana or Cetus; in particular, the Magellanic Clouds in the case of the MW and the Triangulum galaxy (M33) in the case of M31.

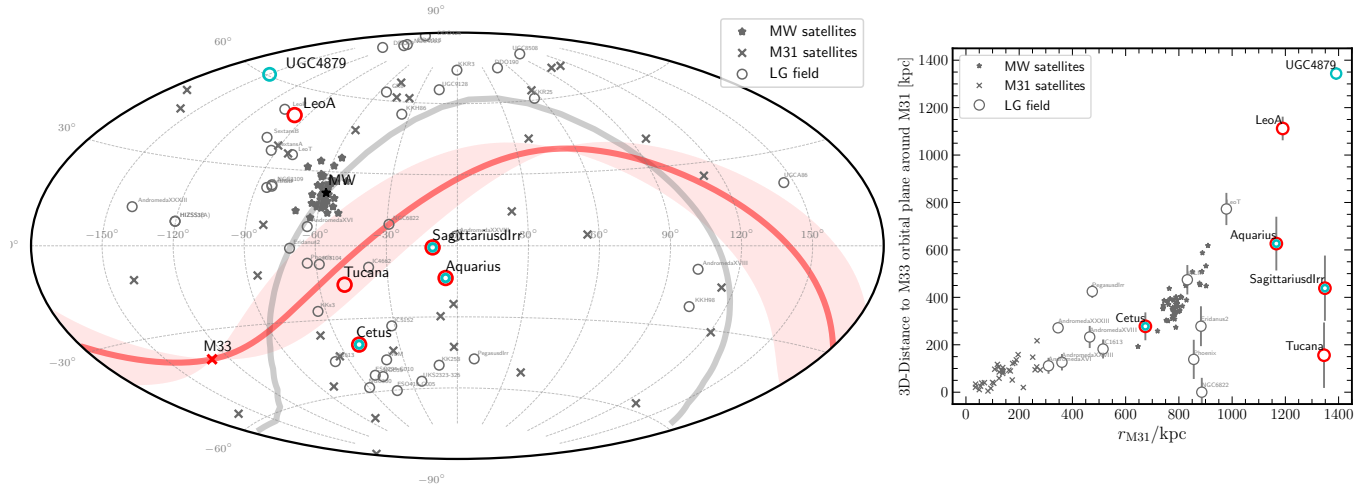


Figure 4. *Left:* Aitoff sky projection of the Local Group dwarf galaxies in a reference system centred on M31 and oriented such that latitude $b = 0^\circ$ is aligned with the MW’s disk. MW satellites are shown as star symbols, M31 satellites are shown as ‘x’ symbols and field dwarfs within 1.4 Mpc of the Local Group are shown as circles. Dwarfs shown in color are distant backplash candidates of the MW (cyan) or M31 (red). A thick grey line marks the MW’s orbital plane, whereas a thick red line marks M33’s orbital plane around M31. A red shade indicates the uncertainty on this orbital plane as inferred from M33’s proper motion errors. Tucana lies very close to M33’s orbital plane. *Right:* 3D-distances from Local Group dwarfs to the orbital plane of M33 around M31, vs their distances to M31. Errorbars show $\pm 1\sigma$ uncertainties in the distances to M33’s orbital plane, computed by randomly sampling M33’s proper motion, including errors.

For the Clouds, there is now robust evidence that they are just past the first pericentric approach of their orbit around the MW (Besla et al. 2012; Kallivayalil et al. 2013). This disfavors them as possible parents of distant backplash systems, as these objects are ejected after a pericentric passage, and they would require several Gyr to travel to their current location. A similar reasoning disfavors the Sagittarius dSph as a potential parent, since the latest orbital modeling suggests that Sagittarius first approach to the MW happened only ~ 5 –6 Gyr ago (Laporte et al. 2018). As we shall see below, reaching the large distances of Cetus and Tucana require that the ejection must have occurred much earlier than that.

It is in principle possible that a massive progenitor could have merged with the central galaxy soon after pericentre, but there is little evidence that the MW has undergone a substantial merger in the recent past. The lack of an obvious parent system therefore suggests that none of the MW distant backplash candidates in Fig. 3 (i.e., those in the cyan band) have actually been associated with the MW in the past.

Could some of the distant candidates be associated with the accretion of M33 into M31? Since proper motions and radial velocities are available for both of these systems, it is possible to estimate the 3D relative velocity of the M31–M33 pair using the data compiled in Table 1. The resulting velocity, $V_{\text{M31-M33}} \sim 258$ km/s, is not much higher than the rotation speed of M31 ($V_{\text{max}} \sim 226$ km/s, Carignan et al. 2006) and likely well below the M31 escape velocity at M33’s location. M33 is thus likely to be on a fairly bound orbit and may have completed a few pericentric passages in the past (see; e.g., McConnachie et al. 2009; Patel et al. 2017; van der Marel et al. 2019), making it a plausible “parent” for backplash systems.

We investigate further a possible connection between the distant LG dwarfs and the M31–M33 pair in Fig. 4, where

we show, in an Aitoff projection, the position of various LG galaxies in an *M31-centric* reference frame. We choose the “equatorial plane” of the projection ($b = 0^\circ$) to coincide with the MW plane, and the N–S direction of the polar axis so that MW is in the northern hemisphere of the projection. The MW–M31 orbital plane is shown by the thick grey curve in Fig. 4; the M33 orbital plane around M31, on the other hand, is shown by the thick red curve.

The latter plane is especially significant, since we would expect that systems that may have been expelled during the accretion of M33 into M31 to share the same orbital plane of the main progenitor and to remain close to it after ejection (see; e.g., Sales et al. 2011; Santos-Santos et al. 2021). This reasoning singles out the Tucana dSph in Fig. 4 as the most promising candidate of them all. Indeed, Tucana is only 6.6° (< 150 kpc) away from the M33 orbital plane, which is only about a tenth of its current distance from M31 (see right-hand panel of Fig. 4).

This could be, of course, just an extraordinary coincidence, but it motivates us to examine further a potential association between Tucana and M33/M31. A powerful extra constraint may be placed by requiring that the “flight time” from M31 to Tucana’s present location is shorter than the Hubble time. We may estimate this by assuming that Tucana is a test particle presently at the apocentre of a nearly radial orbit, and integrating backwards in time to find when it was propelled into such orbit. The estimate requires an assumption for the gravitational potential of M31, for which we adopt a standard NFW halo (Navarro et al. 1997) with virial mass $M_{200} = 3 \times 10^{12} M_\odot$ (van der Marel et al. 2012; Fardal et al. 2013, about 3 times more massive than the MW according to

most current estimates, Deason et al. 2019) and concentration $c = 7.8$, following Ludlow et al. (2016)⁵.

The orbit of Tucana, under these assumptions, is shown by the solid green curve in Fig. 5. The dashed green curve assumes a different M_{200} of $2.8 \times 10^{12} M_{\odot}$, and is included just to illustrate the sensitivity of this result to variations in M31’s assumed virial mass. For these choices, we see that Tucana could reach its present location if it was ejected from M31 roughly 11 Gyr ago. Remarkably, this roughly coincides with the time when Tucana ceased forming stars, according to detailed modeling of its star formation history by Monelli et al. (2010b).

Finally, we may also integrate M33’s orbit backwards assuming it is a test particle within the same M31 potential. The results are shown by the red curves in Fig. 5, and suggest a further coincidence. M33 is today approaching M31 on an orbit with a radial period of roughly ~ 5 Gyr. This places M33 near orbital pericentre at about the time when Tucana may have been propelled into its highly-energetic orbit.

We note that this timing coincidence depends sensitively on the assumed M31’s mass, and would be much less compelling if M31’s was, for example, two times more (or less) massive than assumed here. Indeed, for a virial mass as low as $\sim 10^{12} M_{\odot}$, M33’s orbital period would be so long that it could be on its first infall into M31 (e.g. Patel et al. 2017). A virial mass that low, however, would make M31’s halo comparable to that of the Milky Way, which we find rather unlikely given its much larger stellar mass. Note as well that our M33 integration assumes a static, spherical potential with no dynamical friction, so the timing coincidence highlighted above may very well disappear upon more detailed scrutiny. Our main result, however (i.e., that there is enough time within a Hubble time for Tucana to travel to its current radial distance from M31), remains valid.

In summary, we believe that the sum of all these potential coincidences (radial velocity, planar alignment, flight time and star formation cessation, and concurrent pericentric passage) add up to a credible case for a true physical association between Tucana and M31/M33.

Although it may be difficult to prove such association beyond reasonable doubt, it is important to identify what data may, in the future, be used to validate or falsify this scenario. Tighter constraints on M31’s virial mass, together with improved estimates of M31 and M33’s proper motions could help, as would estimates of Tucana’s proper motion. Indeed, the backslash scenario posits that Tucana is essentially at rest relative to M31, which allows us to predict its proper motion: $\mu_{RA^*} = 0.0206$ mas/yr and $\mu_{Dec} = -0.0754$ mas/yr, respectively.

Due to Tucana’s large distance and lack of bright supergiant stars, this measurement is probably beyond the reach of the Gaia satellite, but it might be possible with HST and/or JWST (see McConnachie et al. 2021, and references therein). Confirming that Tucana is indeed at rest relative to M31

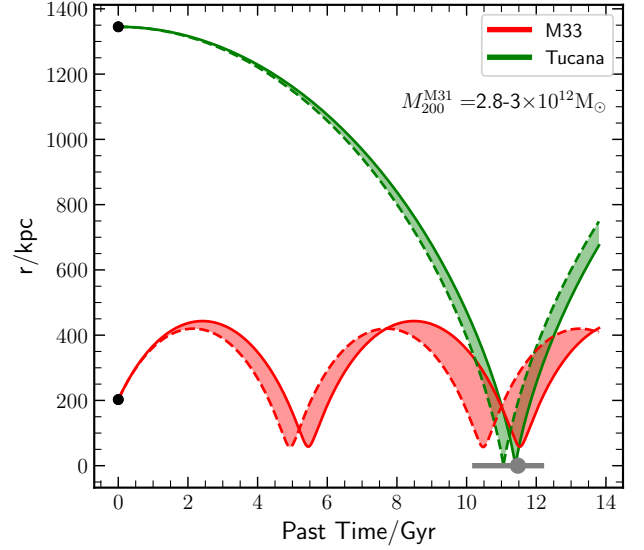


Figure 5. Orbits of the Tucana and M33 dwarfs around M31, approximating M31’s potential by an NFW potential with $M_{200} = 2.8(3) \times 10^{12} M_{\odot}$ (shown in solid (dashed) linestyles). We assume Tucana is at present at the apocentre of a radial orbit around M31. For M33 we employ its actual 3D velocity as derived from current observational data (see Tab. 2). Black points mark the dwarfs’ distances at $z = 0$. The gray data point with errorbar indicates the observational estimates for star formation cessation in Tucana dSph according to Monelli et al. (2010b). Specifically, the errorbar spans the temporal period between the build-up of 50–90% of the stellar mass, and the point indicates when 70% of the mass was acquired.

would provide strong support for the backslash origin envisioned here.

3.4 Tucana dSph as a satellite of M33

We briefly discuss here the idea of Tucana as an ejected satellite of M33 in the context of M33’s predicted satellite population. Given M33’s high stellar mass and implied halo mass, hierarchical clustering in LCDM predicts that it should have its own luminous satellites. The satellite mass function (SMF) of dwarf galaxies is still observationally unconstrained. Nonetheless, one can utilize that of the MW –which is well known down to $M_* \approx 10^5 M_{\odot}$ –, together with the assumption that the SMF is scale-free (similarly to the underlying LCDM subhalo mass function, Sales et al. 2013), to quantify M33’s expected satellite population. Considering the ratio of stellar masses between Tucana and M33⁶, this exercise yields that M33 may have harboured up to ~ 5 satellites with masses larger than that of Tucana.

As most likely the SMF is not scale-free and self-similar (see e.g. Santos-Santos et al. 2022), the actual number could in principle be lower. Indeed, the only example of a galaxy of similar mass as M33 with observed satellite candidates is the LMC, for which simulations and current observational data

⁵ We choose such a setup for simplicity, as it is enough for our purposes here, but acknowledge that the actual orbits of Tucana and M33 would look differently in detail when including a proper treatment for dynamical friction, the evolution of M31’s potential and the influence of an evolving cosmic web at early times.

⁶ We adopt $M_{*}^{\text{Tuc}} = 5.6 \times 10^6 M_{\odot}$ and $M_{*}^{\text{M33}} = 2 \times 10^9 M_{\odot}$, computed by applying a mass-to-light ratio to the V-band luminosities in McConnachie (2012)’s database. We assumed $M_{*}/L_V = 1$ for Tuc and 0.7 for M33 (see Woo et al. 2008).

constraints indicate that it may host up to 3 satellites with $M_* > M_*^{\text{Tuc}}$ (see Santos-Santos et al. 2021). Given that the LMC is now at first infall, this number probably represents the total number of original satellites of that mass expected around the LMC, since there has not been enough time for MW tidal effects to disperse their orbits. If, following the scenario we propose here, M33 was accreted by M31 long ago, even fewer satellites of M33 should remain at $z = 0$ due to tidal stripping after subsequent pericentric passages (see Patel et al. 2018).

Therefore, a natural consequence of our proposed scenario for Tucana as a backplash of an early-infalling M33 onto M31, is that M33 is likely to have lost its satellite population by now. This prediction agrees with the current observational data where only one satellite candidate is found within ~ 100 kpc around M33 (AndXXII, Martin et al. 2009).

4 SUMMARY

We have used the APOSTLE cosmological simulations to characterize the population of galaxies dynamically associated with the two primary galaxies (MW and M31) of the Local Group. “Associated” systems are defined as those which have been, at some time during their evolution, within the virial radius of one of the primaries. Associated galaxies outside the virial radius at $z = 0$ are denoted as “backplash”; those inside r_{200} are defined as “satellites”.

The fraction of dwarfs associated to a primary in APOSTLE drops quickly outside its virial radius; from $\sim 50\%$ at 400 kpc (roughly $2 \times r_{200}$), to roughly 10% at 600 kpc. The most distant backplash galaxy in all 4 APOSTLE volumes analysed is located at ~ 1.2 Mpc, roughly $6 \times$ the average virial radius of APOSTLE primaries.

Distant backplash galaxies originate during the tidal disruption of an accreted “parent” group of dwarfs, when they are propelled into highly energetic orbits. Today they are found mainly close to apocentre of nearly radial orbits (i.e., essentially at rest) relative to their primaries, with a radial velocity dispersion of only ± 29 km/s beyond ~ 600 kpc.

We use this feature to examine which, if any, of the isolated Local Group dwarfs could be a distant backplash of the MW or M31. We focus, in particular, on M31 backplash candidates linked to the accretion of M33, given the lack of obvious “parent” in the MW. (The Magellanic Clouds are at present on first approach, and therefore could not have caused backplash systems as distant as the ones we examine here.)

There are at present eight LG dwarfs known outside 500 kpc from the MW and M31, and within ~ 1.5 Mpc from the Local Group midpoint: Aquarius, Cetus, IC1613, LeoA, Sagittarius dIrr, Tucana, UGC4879 and WLM. Several of these have low relative radial velocities relative to M31, but one of them stands out: the Tucana dSph.

Tucana appears to be not only at rest relative to M31 in terms of its radial velocity, but it also lies almost perfectly on the orbital plane of M33 around M31. Further, its flight time to its present location is roughly ~ 10 Gyr, which coincides with the time when Tucana ceased forming stars. It also coincides with one of the previous M33 pericentric passages around M31, assuming that M31’s virial mass is $\sim 3 \times 10^{12} M_\odot$. Each of these “coincidences” could be dismissed individually, but, taken together, we believe that they

make a compelling case for identifying Tucana with a former satellite of either M31 or M33 which was ejected from the M31 system, likely during M33’s first infall.

Further support for this scenario could come from tighter constraints on the kinematics of M31 and M33 or on the virial mass of M31, or from a measurement of Tucana’s proper motion. For this scenario to work, Tucana must be nearly at rest relative to M31, which allows us to predict its proper motion: $\mu_{\text{RA}^*} = 0.0206$ mas/yr and $\mu_{\text{Dec}} = -0.0754$ mas/yr, respectively. Confirming such prediction would provide strong evidence for the backplash origin of the Tucana dSph we propose here.

ACKNOWLEDGEMENTS

We thank the referee for useful comments. ISS acknowledges support from the Arthur B. McDonald Canadian Astroparticle Physics Research Institute and from the European Research Council (ERC) through Advanced Investigator grant to C.S. Frenk, DMIDAS (GA 786910). We wish to acknowledge the generous contributions of all those who made possible the Virgo Consortium’s EAGLE/APOSTLE simulation projects. This work used the DiRAC@Durham facility managed by the Institute for Computational Cosmology on behalf of the STFC DiRAC HPC Facility (www.dirac.ac.uk). The equipment was funded by BEIS capital funding via STFC capital grants ST/K00042X/1, ST/P002293/1, ST/R002371/1 and ST/S002502/1, Durham University and STFC operations grant ST/R000832/1. DiRAC is part of the National e- Infrastructure. This research made use of Astropy (http://www.astropy.org) a community-developed core Python package for Astronomy.

DATA AVAILABILITY

The simulation data underlying this article can be shared on reasonable request to the corresponding author. The references for the observational data for Local Group dwarfs used in this article are listed in Sec. 2.2.

REFERENCES

- Applebaum E., Brooks A. M., Christensen C. R., Munshi F., Quinn T. R., Shen S., Tremmel M., 2021, *ApJ*, **906**, 96
- Bakels L., Ludlow A. D., Power C., 2021, *MNRAS*, **501**, 5948
- Balogh M. L., Navarro J. F., Morris S. L., 2000, *ApJ*, **540**, 113
- Barber C., Starkenburg E., Navarro J. F., McConnachie A. W., Fattahi A., 2014, *MNRAS*, **437**, 959
- Benítez-Llambay A., Navarro J. F., Abadi M. G., Gottlöber S., Yepes G., Hoffman Y., Steinmetz M., 2013, *ApJ*, **763**, L41
- Besla G., Kallivayalil N., Hernquist L., van der Marel R. P., Cox T. J., Kereš D., 2012, *MNRAS*, **421**, 2109
- Buck T., Macciò A. V., Dutton A. A., Obreja A., Frings J., 2019, *MNRAS*, **483**, 1314
- Carignan C., Chemin L., Huchtmeier W. K., Lockman F. J., 2006, *ApJ*, **641**, L109
- Castellani M., Marconi G., Buonanno R., 1996, *A&A*, **310**, 715
- Crain R. A., et al., 2015, *MNRAS*, **450**, 1937
- Davis M., Efstathiou G., Frenk C. S., White S. D. M., 1985, *ApJ*, **292**, 371

- Deason A. J., Belokurov V., Sanders J. L., 2019, *MNRAS*, **490**, 3426
- Dolag K., Borgani S., Murante G., Springel V., 2009, *MNRAS*, **399**, 497
- Fardal M. A., et al., 2013, *MNRAS*, **434**, 2779
- Fattahi A., et al., 2016, *MNRAS*, **457**, 844
- Fattahi A., Navarro J. F., Frenk C. S., Oman K. A., Sawala T., Schaller M., 2018, *MNRAS*, **476**, 3816
- Fraternali F., Tolstoy E., Irwin M. J., Cole A. A., 2009, *A&A*, **499**, 121
- Garrison-Kimmel S., Boylan-Kolchin M., Bullock J. S., Lee K., 2014, *MNRAS*, **438**, 2578
- Geha M., Blanton M. R., Yan R., Tinker J. L., 2012, *ApJ*, **757**, 85
- Gill S. P. D., Knebe A., Gibson B. K., 2005, *MNRAS*, **356**, 1327
- Grebel E. K., 1998, *Highlights of Astronomy*, **11A**, 125
- Kallivayalil N., van der Marel R. P., Besla G., Anderson J., Alcock C., 2013, *ApJ*, **764**, 161
- Karachentsev I. D., et al., 2001, *A&A*, **379**, 407
- Karachentsev I. D., Kniazev A. Y., Sharina M. E., 2015, *Astronomische Nachrichten*, **336**, 707
- Knebe A., Libeskind N. I., Knollmann S. R., Martinez-Vaquero L. A., Yepes G., Gottlöber S., Hoffman Y., 2011, *MNRAS*, **412**, 529
- Komatsu E., et al., 2011, *ApJS*, **192**, 18
- Laporte C. F. P., Johnston K. V., Gómez F. A., Garavito-Camargo N., Besla G., 2018, *MNRAS*, **481**, 286
- Lavery R. J., Mighell K. J., 1992, *AJ*, **103**, 81
- Ludlow A. D., Navarro J. F., Springel V., Jenkins A., Frenk C. S., Helmi A., 2009, *ApJ*, **692**, 931
- Ludlow A. D., Bose S., Angulo R. E., Wang L., Hellwing W. A., Navarro J. F., Cole S., Frenk C. S., 2016, *MNRAS*, **460**, 1214
- Makarova L. N., Makarov D. I., Karachentsev I. D., Tully R. B., Rizzi L., 2017, *MNRAS*, **464**, 2281
- Mamon G. A., Sanchis T., Salvador-Solé E., Solanes J. M., 2004, *A&A*, **414**, 445
- Martin N. F., et al., 2009, *ApJ*, **705**, 758
- McConnachie A. W., 2012, *AJ*, **144**, 4
- McConnachie A. W., et al., 2008, *ApJ*, **688**, 1009
- McConnachie A. W., et al., 2009, *Nature*, **461**, 66
- McConnachie A. W., Higgs C. R., Thomas G. F., Venn K. A., Côté P., Battaglia G., Lewis G. F., 2021, *MNRAS*, **501**, 2363
- McMillan P. J., 2011, *MNRAS*, **414**, 2446
- Monelli M., et al., 2010a, *ApJ*, **720**, 1225
- Monelli M., et al., 2010b, *ApJ*, **722**, 1864
- Navarro J. F., Frenk C. S., White S. D. M., 1997, *ApJ*, **490**, 493
- Newton O., et al., 2021, arXiv e-prints, p. [arXiv:2104.11242](https://arxiv.org/abs/2104.11242)
- Patel E., Besla G., Sohn S. T., 2017, *MNRAS*, **464**, 3825
- Patel E., Carlin J. L., Tollerud E. J., Collins M. L. M., Dooley G. A., 2018, *MNRAS*, **480**, 1883
- Pereira Wilson M., Navarro J., Santos Santos I., Benitez Llambay A., 2022, arXiv e-prints, p. [arXiv:2206.05338](https://arxiv.org/abs/2206.05338)
- Polzin A., van Dokkum P., Danieli S., Greco J. P., Romanowsky A. J., 2021, *ApJ*, **914**, L23
- Sales L. V., Navarro J. F., Abadi M. G., Steinmetz M., 2007, *MNRAS*, **379**, 1475
- Sales L. V., Navarro J. F., Cooper A. P., White S. D. M., Frenk C. S., Helmi A., 2011, *MNRAS*, **418**, 648
- Sales L. V., Wang W., White S. D. M., Navarro J. F., 2013, *MNRAS*, **428**, 573
- Sand D. J., et al., 2022, arXiv e-prints, p. [arXiv:2205.09129](https://arxiv.org/abs/2205.09129)
- Santos-Santos I. M. E., Fattahi A., Sales L. V., Navarro J. F., 2021, *MNRAS*, **504**, 4551
- Santos-Santos I. M. E., Sales L. V., Fattahi A., Navarro J. F., 2022, *MNRAS*, **515**, 3685
- Savino A., Tolstoy E., Salaris M., Monelli M., de Boer T. J. L., 2019, *A&A*, **630**, A116
- Savino A., et al., 2022, *ApJ*, **938**, 101
- Sawala T., et al., 2016, *MNRAS*, **457**, 1931
- Schaye J., et al., 2015, *MNRAS*, **446**, 521
- Schönrich R., Binney J., Dehnen W., 2010, *MNRAS*, **403**, 1829
- Simpson C. M., Grand R. J. J., Gómez F. A., Marinacci F., Pakmor R., Springel V., Campbell D. J. R., Frenk C. S., 2018, *MNRAS*, **478**, 548
- Springel V., Yoshida N., White S. D. M., 2001, *NewA*, **6**, 79
- Taibi S., Battaglia G., Rejkuba M., Leaman R., Kacharov N., Iorio G., Jablonka P., Zoccali M., 2020, *A&A*, **635**, A152
- Teyssier M., Johnston K. V., Kuhlen M., 2012, *MNRAS*, **426**, 1808
- Tolstoy E., Hill V., Tosi M., 2009, *ARA&A*, **47**, 371
- Wang J., et al., 2011, *MNRAS*, **413**, 1373
- Weisz D. R., Dolphin A. E., Skillman E. D., Holtzman J., Gilbert K. M., Dalcanton J. J., Williams B. F., 2014, *ApJ*, **789**, 147
- Whiting A. B., Hau G. K. T., Irwin M., 1999, *AJ*, **118**, 2767
- Woo J., Courteau S., Dekel A., 2008, *MNRAS*, **390**, 1453
- van der Marel R. P., Fardal M., Besla G., Beaton R. L., Sohn S. T., Anderson J., Brown T., Guhathakurta P., 2012, *ApJ*, **753**, 8
- van der Marel R. P., Fardal M. A., Sohn S. T., Patel E., Besla G., del Pino A., Sahlmann J., Watkins L. L., 2019, *ApJ*, **872**, 24

This paper has been typeset from a \LaTeX file prepared by the author.