

Machine Learning of Average Non-Markovianity from Randomized Benchmarking

Shih-Xian Yang,^{1,*} Pedro Figueroa-Romero,^{1,†} and Min-Hsiu Hsieh^{1,‡}

¹*Hon Hai Quantum Computing Research Center, Taipei, Taiwan*

(Dated: July 5, 2022)

The presence of correlations in noisy quantum circuits will be an inevitable side effect as quantum devices continue to grow in size and depth. Randomized Benchmarking (RB) is arguably the simplest method to initially assess the overall performance of a quantum device, as well as to pinpoint the presence of temporal-correlations, so-called non-Markovianity; however, when such presence is detected, it hitherto remains a challenge to operationally quantify its features. Here, we demonstrate a method exploiting the power of machine learning with matrix product operators to deduce the minimal average non-Markovianity displayed by the data of a RB experiment, arguing that this can be achieved for any suitable gate set, as well as tailored for most specific-purpose RB techniques.

The Randomized Benchmarking (RB) protocol is arguably the most dominant and universal paradigm to initially assess the performance of a quantum device. RB estimates the average error rates of quantum information processors with a minimal resource overhead and in a manner that is, in principle, insensitive to State Preparation and Measurement (SPAM) errors [1–3]. In particular, the experimental resources to perform RB scale only polynomially with the number of qubits being characterized [4, 5]. While limited in scope, it can be considered together with more comprehensive techniques, such as Gate Set Tomography (GST) [6, 7], which is able to fully characterize the gates involved in a quantum computation, with the trade-off being an exponential scaling of resources needed in system size.

There is currently, however, a regime that is only now beginning to be explored, given the quickly increasing capabilities of quantum devices, namely, so-called non-Markovianity. The term *Markovian* is generally understood as an independence of the state of a system at some given time from its previous outcomes. Classically, this means that for a discrete stochastic process $\{X_t\}$, we have

$$\mathbb{P}(x_{k+1}|x_k, \dots, x_0) = \mathbb{P}(x_{k+1}|x_k, \dots, x_{k-\ell}), \quad (1)$$

with $\ell = 0$, i.e., the probability to obtain some outcome x_{k+1} at timestep $k+1$ only depends on the outcome x_k at timestep k . Whenever this condition in Eq. (1) is not satisfied, we say the process is *non-Markovian* with Markov order ℓ . The quantum generalization of the concept of Markovianity, however, is not straightforward: probabilities are obtained from quantum states and observations are now inherently invasive, leading to a myriad of conceptual troubles [8].

In the context of quantum computation, Markovianity at the gate level is an approximation introduced as a temporal locality of the physical implementation of the gates,

assuming that the noise takes the form of a Completely Positive Trace Preserving (CPTP) map associated, or attached, to each individual gate [9, 10]. Nevertheless, we know from the theory of open quantum systems that non-Markovianity is the norm and Markovianity the exception [11]; even when it can typically be assumed [12], the Markovianity approximation for the noise inevitable becomes invalid for quantum circuits incorporating a large amount of qubits or long sequences of gates, with most of the current techniques quickly failing and becoming unreliable [13, 14].

The standard RB protocol, detailed in Appendix A 1, proceeds by implementing a sequence of noisy random quantum gates on a given initial state, then applying the compiled ideal inverse sequence, and finally analyzing the average of the expectation value of a given measurement element. A particularly relevant case is that when the gates belong to the multi-qubit Clifford group [15], as these have well-known analytical properties and can be simulated efficiently [16–18]. More generally, as long as the gates belong to a unitary 2-design¹, and assuming Markovianity, gate-independence, time-independence, and trace-preservation properties on the noise, the data produced by RB follows an exponential decay whereby the error rates are encoded in the rate of such decay. This means that, in principle, all such RB experiments have to do is fit an exponential to the outputs in order to extract average gate fidelities.

While RB remains tractable upon relaxing most assumptions [10], the outputs of RB in the non-Markovian case become a non-trivial function of the space mediating the temporal correlations [21, 22], as we briefly summarize in Appendix B 1, rendering deviations from the standard exponential decay. In particular, quantifying the amount of average non-Markovianity, or other memory features giving rise to this non-exponential behavior,

* hans.sx.yang@foxconn.com

† pedrofigueroarom@gmail.com

‡ min-hsiu.hsieh@foxconn.com

¹ A unitary t -design is a set of unitaries reproducing up to t moments of the unitary group with the uniform (Haar) measure. The multi-qubit Clifford group is one such example [19, 20] and the one typically used in standard RB.

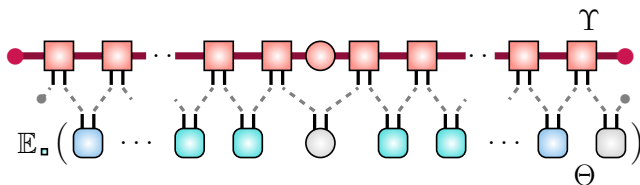


FIG. 1. **Randomized Benchmarking as a contraction of Matrix Product Operators.** On top, the noise tensor Υ , with unitary noise maps Λ_i (red squares) and the fiducial state ρ_E (red circle), is correlated via an environment of bond dimension (red thick line) at most equal to d_E , while below a control tensor Θ contains all the gates \mathcal{G}_i (green/blue rounded squares), the initial state ρ_S (gray circle) and the measurement M (gray rounded square). Averaging over gates, denoted \mathbb{E} is done over Θ (resulting effectively in a sum of MPOs). In dashed lines is denoted the contraction order, while bullets denote contractions at the edges.

remains quite challenging in practice.

In this manuscript, we connect the machine learning technique for tensor networks developed in [23] to the process tensor framework for non-Markovian processes [24], allowing us to extract information such as the average amount of non-Markovianity and noise memory-length from any given RB experiment's data alone. Other than assuming gate-independence in the noise, our method can be employed with any multi-qubit gate set admitted by standard RB and is able to diagnose SPAM correlations. Moreover, our approach can easily be tailored for specific-purpose RB [10] and accommodate for extensions beyond noise-intermediate scales. Our method serves as a quick diagnose of average non-Markovianity, which can be further complemented by more computationally expensive techniques, such as Non-Markovian Process Tensor Tomography [25].

I. RB FOR NON-MARKOVIAN NOISE AS A CONTRACTION OF MPOS

We may generally describe non-Markovianity as mediated by an external environment: in the quantum case, this corresponds to a Hilbert space \mathcal{H}_E part of a total composite $\mathcal{H}_E \otimes \mathcal{H}_S$, with the labels E and S corresponding to environment and system of interest, respectively. A non-Markovian RB sequence may be described as follows. An initial state ρ_S is prepared on S, which then can interact with E, initially in some fiducial state ρ_E , via a Completely Positive (CP) map Λ_0 acting jointly on SE, until a gate \mathcal{G}_1 is applied on system S, followed by a CP map Λ_1 , and so on, until the undo gate $\mathcal{G}_{m+1} = \mathcal{G}_1^{-1} \circ \dots \circ \mathcal{G}_m^{-1}$ is applied followed by noise Λ_{m+1} and a Positive Operator Valued Measurement (POVM) element M solely on S. Sequences such as this one, together with all statistics and $(m+1)$ -point correlations, are described by the process tensor framework [8, 24, 26–

32], whereby the inherent noise dynamics of the full SE can be given in a tensor \mathcal{Y}_{m+1} , and the sequence of gates in a tensor \mathcal{G}_{m+1} .

The expectation of M , averaged over the quantum gates, is known as the Average Sequence Fidelity (ASF), and can now be computed as

$$\mathcal{F}_m = \text{tr} \left\{ M \text{tr}_{\bar{S}} \left[\mathcal{Y}_{m+1} \mathbb{E} \left(\mathcal{G}_{m+1}^{\dagger} \right) \right] \right\}, \quad (2)$$

where \mathbb{E} is an average over uniformly sampled gates \mathcal{G}_i , $\text{tr}_{\bar{S}}$ is partial trace over all auxiliary systems in the tensors, except S, and the corresponding tensors can be defined through their Choi state representation² by

$$\mathcal{Y}_{m+1} := \text{tr}_{\mathbb{E}} \left[\bigcirc_{i=1}^{m+1} (\Lambda_i \circ \mathcal{S}_i) (\rho \otimes \psi^{\otimes m+1}) \right] \quad (3)$$

$$\mathcal{G}_{m+1} = \mathbf{1}_S \otimes \bigotimes_{i=1}^{m+1} (\mathbf{1}_{A_i} \otimes \mathcal{G}_i) \psi^{\otimes m+1}, \quad (4)$$

where here \circ is a composition of maps, $\rho := \Lambda_0(\rho_S \otimes \rho_E)$ and $\psi = \sum |ii\rangle\langle jj|$ are unnormalized maximally entangled states defined in auxiliary spaces $A_1 B_1 \dots A_{m+1} B_{m+1}$; the map \mathcal{S}_i is a swap between system S and the i^{th} ancillary space A_i .

The ASF is the analytical form of the data estimated by the RB protocol. Whenever the underlying noise is approximated as Markovian, time-independent, gate-independent and trace-preserving, it can be seen that the ASF in Eq. (2) reduces to $\mathcal{F}_m = A p^m + B$, where p is directly related to the average gate fidelity of Λ with respect to the identity, and A and B are constants only depending on SPAM errors.

The Choi state representation of the process tensor is simply a many-body state (up to normalization) translating its temporal correlations into spatial ones; naturally, as any other many-body operator, it admits a MPO decomposition [8, 24], i.e., it can be expressed as a chain of contractions of single operators. We can thus rearrange the noise process, i.e., all Λ_i CP maps and the fiducial state ρ_E , as a MPO Υ_{m+1} , and the control process, i.e., the gates \mathcal{G}_i , the initial state ρ_S , and the measurement element M , respectively, as another MPO, Θ_{m+1} , such that

$$\mathcal{F}_m = \text{tr} \left[\Upsilon_{m+1} \Theta_{m+1}^{\dagger} \right]. \quad (5)$$

This is depicted graphically for the case of unitary noise in Fig. 1, where the free legs in each tensor represent the corresponding degrees of freedom in S and the thick line joining each node of Υ represents its so-called

² The Choi state representation [33] is defined for a quantum channel Φ as $\Upsilon_{\Phi} := (\mathcal{I} \otimes \Phi) \psi$, where \mathcal{I} is an identity channel, i.e., by letting the channel act on half a maximally entangled state. This is generalized in the process tensor as in Eq. (3), with Eq. (4) being a particular uncorrelated case.

bond dimension. We derive both MPOs explicitly in Appendix B, with which the inner product in Eq. (5) can be written explicitly as a sum over their degrees of freedom in S .

The MPO decomposition of the process tensor opens up new possibilities to efficiently study features of non-Markovian processes [34]. While the dimension of \mathcal{Y}_{m+1} in Eq. (3) grows exponentially in sequence length, the construction of the MPO Υ_{m+1} can be made with a complexity scaling linearly in sequence length, and similarly for the control tensor Θ_{m+1} . Furthermore, while generically the dimension d_E of the environment is large, the bond dimension of Υ_{m+1} will usually be much smaller, as often only a finite part of the environment interacts with the system at a given time [34, 35]. The bond dimension of Υ_{m+1} corresponds precisely to this minimal dimension, d_{eff} , for an environment to propagate memory through different timesteps. In the context of RB, then, deviations from an exponential decay of the ASF can be directly tied to the bond dimension of the noise tensor.

We now show how these features can be extracted from a RB experiment's data alone, thereby quantifying average non-Markovianity rates, by employing the machine learning techniques devised in [23].

II. SUPERVISED LEARNING FOR NON-MARKOVIAN RB

The use of MPOs has already proven useful for the numerical and conceptual investigation of open quantum systems, e.g., in [34, 36–39], and are still an active subject of investigation. Tensor networks, of which MPOs are particular cases, naturally find applications for machine learning tasks [23, 40–46], and can further serve to learn full process tensors [47]. Here we show a way to train a model that allows to learn the effective average non-Markovianity from a RB experiment's data.

The outputs of a RB experiment are estimations of the ASF in Eq. (5). Let $\{\mathcal{F}_n^{(\text{exp})}\}_{n=1}^m$ be such outputs, which are real numbers between 0 and 1 with a given uncertainty, for an experiment with a given gate set $\{\mathcal{G}_i\}_{i=1}^m$, target initial state ρ_S and measurement M . Thus we aim to be able to estimate a model for the underlying noise giving rise to such statistics: in particular we want to extract an effective environment dimension and an effective noise memory length. To do so, we must optimize a cost function relating the known outputs with our model; concretely, we choose to optimize the quadratic cost

$$C := \frac{1}{2} \sum_{n=1}^m \left(\mathcal{F}_n - \mathcal{F}_n^{(\text{exp})} \right)^2, \quad (6)$$

by adapting the sweeping algorithm of [23] for the MPO representation of the process tensor as follows.

The sweeping algorithm is an iterative method that

proceeds by updating pairs of nodes of the corresponding MPO model by gradient descent. We adapt this method to the process tensor by fixing an environment dimension and demanding physicality of the noise, i.e. that the nodes in the noise tensor Υ constitute at least CP maps. We choose to ensure this by assuming a closed SE system, i.e., that all the nodes λ_i in Υ are unitary³. Demanding the learned MPO to be physical is the major difference between our method and the original sweeping algorithm.

Projected gradient descent is a method to solve a constraint optimization problem: it projects the gradient onto the constraint set. In our method, we project a square matrix X onto an unitary constraint set, Q_U . This projection $\pi(X)$ is implemented by an optimization $\pi(X) = \arg \min_{Q \in Q_U} \|X - Q\|^2$. Practically, this projection has a simpler implementation as shown in [48]: the solution can be reached by taking Singular Value Decomposition (SVD) on the matrix X , resulting in two unitaries U, V^\dagger and a singular matrix S . The solution is simply given by replacing the singular matrix by an identity one, $\pi(X) = UV^\dagger$.

Briefly summarized, our algorithm proceeds as follows (full detail can be seen in Appendix C):

1. Contract a neighboring pair of node tensors λ_i, λ_{i+1} in Υ to form a single joint node, $L_{i,i+1}$.
2. Compute the gradient of the cost function with respect to the joint node, $\Delta L_{i,i+1}$, and update the joint node as $L'_{i,i+1} = L_{i,i+1} + \alpha \Delta L_{i,i+1}$ with some learning rate α . Methods such as Adagrad [49] or Adam [50] allow for an optimal choice of α .
3. Split the updated joint node by a higher dimensional SVD [51] and decompose a tensor to be the multiplication of as $L'_{i,i+1} = (A\sqrt{S})(\sqrt{S}B^\dagger)$, where $(A\sqrt{S})$ and $(\sqrt{S}B^\dagger)$ are both $d_E d_\xi^2$ square matrices. Keeping the columns corresponding to the largest d_E singular values, truncate the unitaries $A\sqrt{S} \rightarrow \tilde{a}$, $\sqrt{S}B \rightarrow \tilde{b}$ to $(d_E d_\xi^2 \times d_E)$ matrices. And reshape the truncated matrices to square $d_E d_\xi$ matrices, $\tilde{a} \rightarrow a$, $\tilde{b} \rightarrow b$.
4. Project the truncated matrices to be unitary. We follow [48] by performing a further SVD as $a = U_a S_a V_a^\dagger$ and $b = U_b S_b V_b^\dagger$. The projections of a and b are $U_a V_a^\dagger$ and $U_b V_b^\dagger$, respectively. Multiply them to form a new node $\lambda \rightarrow U_a V_a^\dagger V_b U_b^\dagger$.
5. Update *all* the nodes in Υ as $\lambda \rightarrow U_a V_a^\dagger V_b U_b^\dagger$ and $\lambda^\dagger \rightarrow U_b V_b^\dagger V_a U_a^\dagger$. By updating all the nodes we

³ Alternatively, one may demand the noise to be CP, i.e., for the nodes to be a sum of Kraus operators. While generally this may relax how large the initial dimension of E must be, the trade-off is needing to fit, in principle, all $d_E^2 d_\xi^2$ Kraus operators.

thereby impose time-independence, which speeds up the update process and avoids over-fitting⁴.

6. Return to point 1 with another pair of nodes, aiming to minimize the cost function C .

When the fitting model converges to the experimental data, according to a user-specified criterion, and the cost function in Eq. (6) is minimized, the structure of the resulting tensor will reflect whether the data is Markovian or not. This shall occur either within its bond-dimension, or equivalently in the form of the nodes themselves (e.g., whether they are correlated with the whole of \mathbf{E} or not). The learned noise model itself will be irrelevant and should be simply thought of as an effective average model giving rise to the experimental RB data. Then, the very first step to test this is that employ this method to discriminate a non-Markovian noise model from a Markovian one. An effective, albeit artificial, model of the noise tensor, reflecting the average non-Markovianity of the data, or lack thereof, can then be learned for any choice of initial states, measurements and/or gate sets.

We now show two proof-of-principle examples that demonstrate our method.

III. NUMERICAL EXAMPLES

In the following, we start by performing standard RB with Clifford gates on two different noise models and estimating the corresponding ASF over 100 samples. This will serve as our RB data, on which we aim our method to estimate the minimal environment size giving rise to it and some effective noise models which need not match the true noise other than precisely in the required environment size.

In both cases, for our learning model, we consider one qubit as our system \mathbf{S} and one qubit as environment \mathbf{E} , initially on state $\rho = |00\rangle\langle 00|$ and a projective measurement $\mathcal{M} = |0\rangle\langle 0|$. The same procedure can be performed for distinct gate sets, as well as initial states and measurements to generalize the learning model.

We observed sudden jumps in the cost function in both cases. This might be a consequence of the time-independence constraint we imposed, suddenly updating it away from the minimum. A more detailed discussion on this issue is in Appendix E3. Updating only a pair of nodes in a single iteration could provide a better fit at the expense of an increase in iterations of as many times as the sequence length of the experiment; we discuss this possibility in Sec. IV

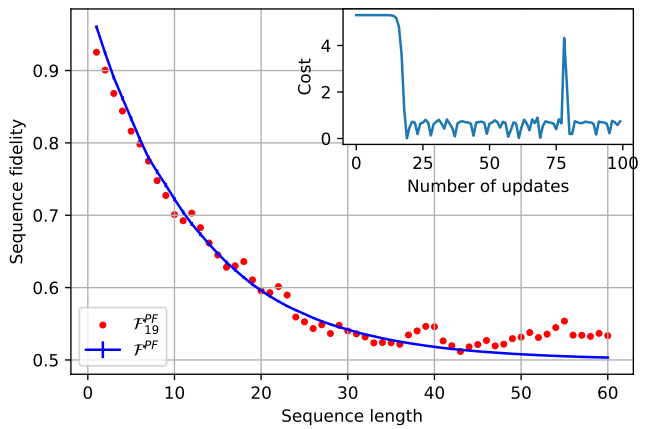


FIG. 2. **Learned ASF for Markovian phase flip noise.** The blue line is the ASF from the noise model and the error bar is the standard deviation divided by square root of sample numbers (too small to be seen). The red dots are the output of our method, obtained by Adagrad [49] with initial learning rate $\alpha = 10^{-5}$. The superscript in \mathcal{F}_{19}^{PF} indicates the noise model and the subscript is the number of iterations to reach this result. The subplot shows the change of cost with iterations, the 19th iteration gives the ASF data shown in here.

A. Markovian phase flip noise model

We consider the single-qubit phase flip channel, $\mathcal{E}(\cdot) = \sum_{i=0}^1 E_i(\cdot)E_i^\dagger$, where $E_0 = \sqrt{1-p}\mathbb{1}$ and $E_1 = \sqrt{p}Z$, where p is the phase flip probability, which we fix to $p = 0.06$. The corresponding numerical ASF, the learned points and the cost function as a function of iterations is depicted in Fig. 2. The learned points converged in 19 iterations as the cost function approached a local minimum. The cost function can be seen to first approach such minimum, although afterwards it increases and displays at least one jump far from the minimum.

Crucially, the learned unitary noise has the form of a direct sum, $\lambda = \mathbb{1}_{\mathbf{E}} \oplus u$ where u is a unitary solely on \mathbf{S} , implying uncorrelated noise. As shown in Appendix E1 in another example with an amplitude damping noise model, this is a consistent feature of the method when the noise is Markovian. This reflects that no environment is needed, as there is no temporal correlations, or memory, between time-steps within the noise. This might then be generalized both to identify an ASF's data as Markovian or non-Markovian, as well as to more generally infer the minimal size of the correlation needed with an environment to produce such data.

B. Two qubit non-Markovian spin noise model

We consider the two qubit fully non-Markovian spin noise model from [21], given that RB exponential devia-

⁴ Whenever this restriction is too strong (i.e., minimization of C is not achieved), this may be compensated by increasing the fiducial environment dimension. See Sec. IV for a discussion on this issue.

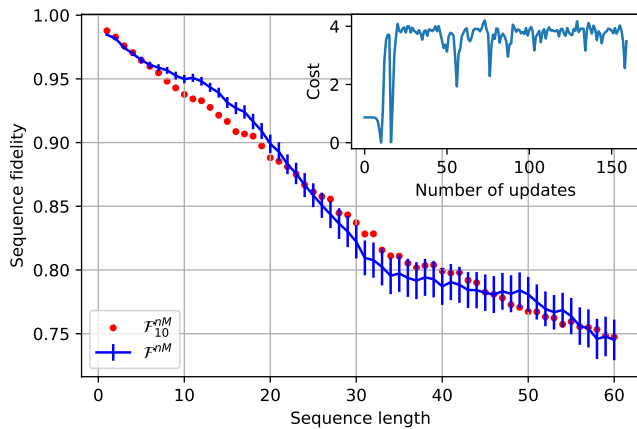


FIG. 3. **Learned ASF for two qubit fully non-Markovian spin noise model.** The blue line is the ASF from the non-Markovian noise model and the error bar is the standard deviation divided by square root of sample numbers. The red dots are the output of our method, obtained by Adam [50] with learning rate $\alpha = 0.001$ and Adam decay rates $\beta_1 = 0.9$, $\beta_2 = 0.99$. The superscript in \mathcal{F}_{10}^{nM} indicates the noise model and the subscript is the number of iterations to reach this result. The subplot shows the change of cost with iterations, the 10th iteration gives the ASF data shown in here.

tions on it are manifest. It is a static unitary noise model $\Lambda(\cdot) = \lambda(\cdot)\lambda^\dagger$, where $\lambda = \exp(-i\delta H)$ for small positive δ . The Hamiltonian is given by the two-spin interaction $H = JX_1X_2 + h_x(X_1 + X_2) + h_y(Y_1 + Y_2)$, with X_i and Y_i being respective Pauli matrices acting on the i^{th} site. The ASF data, \mathcal{F}^{nM} in Fig. 3, is generated by the model with $J = 1.2$, $h_x = 1.17$, $h_y = -1.15$ and $\delta = 0.05$. The cost function updates away from the minimum after two jumps: we discuss this issue further in Appendix E 3.

We expect that the learned noise has a form which indicates the interaction among S and E. As shown in Appendix E 2, it can be seen that the environment qubit is always needed. While our method correctly keeps the environment qubit, it can be seen that the deviations from an exponential between the sequence lengths 10 to 20 in Fig. 3 are not completely resolved by the fit. This might again be related to the time-independence constraint, which we discuss further below.

IV. CONCLUSIONS AND DISCUSSION

We propose a method to deduce the average non-Markovianity, as specified by the minimal environment size, within the underlying noise dynamics producing a given Randomized Benchmarking (RB) experiment's data. We demonstrate numerically in two proof-of-principle examples that our method is able to distinguish between the RB data of a Markovian and a non-

Markovian noise model. We furthermore argue how this method is more generally able to deduce the minimal effective environment dimension required to produce a given RB data, as this becomes manifest in the correlation structure of the learned effective noise.

While in this manuscript we present examples restricted to time-independent noise, our method is amenable to be extended for more complex cases such as a finite length non-Markovian noise. This presents new challenges, as the method might naively overfit the data by simply allowing distinct noise Λ_i solely on system S such that a decay of the form $\mathcal{F}_m = Ap_1p_2 \cdots p_m + B$ is obtained (unless the data is purely non-Markovian and displays a fidelity increase in sequence length [22]). Another challenge is that time-dependence would impose a substantial computing overhead, as we would need at least the same amount of iterations of the sweeping algorithm as the given sequence length to do a single update of all the nodes. The constraint to time-independence (described in detail in Appendix C), is imposed in the method by replacing *all* the noise nodes by the updated one on each iteration of the sweeping algorithm. Similarly, while we opt to enforce the learning method to be constrained to physical noise by demanding the full SE to be a closed system, this can be relaxed to simply demanding that the noise is represented at least by a Completely Positive (CP) map on SE. While this may alleviate having to set a larger dimension of E in case the real minimal such dimension is larger, it also imposes an overhead in having to fit, in principle, all $d_E^2 d_S^2$ Kraus operators.

A more fundamental way to improve the foreseen efficiency problem might be doing gradient descent on all the tensors at the same time. This can be achieved by the direct gradient descent (DGD) technique in [52]. They improve the exploding or vanishing gradients for tensor networks via an initialization scheme. Transforming our task to a DGD problem would be a worth exploring approach.

In this work, we show that it remains feasible to extract relevant information from the mere simplicity a RB experiment's data, namely, about directly inaccessible temporal correlations within a device's quantum noise. Our method can furthermore be extended and tailored for specific purpose routines; this is increasingly relevant as the development of quantum devices continues to scale up, with non-Markovianity remaining one of the major challenges largely unresolved.

V. ACKNOWLEDGEMENT

SXY thanks Ming-Chien Hsu and Shih-Min Yang for fruitful discussion. SXY and PFR thank Mathias Jørgensen for helpful comments and suggestions. The authors thank Dario Poletti and Guo Chu for insightful discussion.

-
- [1] J. Emerson, R. Alicki, and K. Życzkowski, Scalable noise estimation with random unitary operators, *J. Opt. B-Quantum S.O.* **7**, S347 (2005).
- [2] B. Lévi, C. C. López, J. Emerson, and D. G. Cory, Efficient error characterization in quantum information processing, *Phys. Rev. A* **75**, 022314 (2007).
- [3] E. Knill, D. Leibfried, R. Reichle, J. Britton, R. B. Blakestad, J. D. Jost, C. Langer, R. Ozeri, S. Seidelin, and D. J. Wineland, Randomized benchmarking of quantum gates, *Phys. Rev. A* **77**, 012307 (2008).
- [4] E. Magesan, J. M. Gambetta, and J. Emerson, Scalable and Robust Randomized Benchmarking of Quantum Processes, *Phys. Rev. Lett.* **106**, 180504 (2011).
- [5] E. Magesan, J. M. Gambetta, and J. Emerson, Characterizing quantum gates via randomized benchmarking, *Phys. Rev. A* **85**, 042311 (2012).
- [6] D. Greenbaum, Introduction to Quantum Gate Set Tomography (2015), [arXiv:1509.02921](https://arxiv.org/abs/1509.02921) [quant-ph].
- [7] E. Nielsen, J. K. Gamble, K. Rudinger, T. Scholten, K. Young, and R. Blume-Kohout, Gate Set Tomography, *Quantum* **5**, 557 (2021).
- [8] S. Milz and K. Modi, Quantum Stochastic Processes and Quantum non-Markovian Phenomena, *PRX Quantum* **2**, 030201 (2021).
- [9] J. J. Wallman and S. T. Flammia, Randomized benchmarking with confidence, *New J. Phys.* **16**, 103032 (2014).
- [10] J. Helsen, I. Roth, E. Onorati, A. Werner, and J. Eisert, General framework for randomized benchmarking, *PRX Quantum* **3**, 020357 (2022).
- [11] N. van Kampen, Remarks on Non-Markov Processes, *Braz. J. Phys.* **28**, 10.1590/s0103-97331998000200003 (1998).
- [12] P. Figueroa-Romero, K. Modi, and F. A. Pollock, Almost Markovian processes from closed dynamics, *Quantum* **3**, 136 (2019).
- [13] K. Young, S. Bartlett, R. J. Blume-Kohout, J. K. Gamble, D. Lobser, P. Maunz, E. Nielsen, T. J. Proctor, M. Revelle, and K. M. Rudinger, *Diagnosing and Destroying Non-Markovian Noise*, Tech. Rep. (U.S. Department of Energy, Office of Scientific and Technical Information, 2020).
- [14] T. Proctor, M. Revelle, E. Nielsen, K. Rudinger, D. Lobser, P. Maunz, R. Blume-Kohout, and K. Young, Detecting and tracking drift in quantum information processors, *Nat. Commun.* **11**, 5396 (2020).
- [15] A. M. Meier, Randomized Benchmarking of Clifford Operators (2018), [arXiv:1811.10040](https://arxiv.org/abs/1811.10040) [quant-ph].
- [16] D. Gottesman, The Heisenberg Representation of Quantum Computers (1998), [arXiv:quant-ph/9807006](https://arxiv.org/abs/quant-ph/9807006) [quant-ph].
- [17] D. Gottesman, Stabilizer Codes and Quantum Error Correction (1997), [arXiv:quant-ph/9705052](https://arxiv.org/abs/quant-ph/9705052) [quant-ph].
- [18] S. Aaronson and D. Gottesman, Improved simulation of stabilizer circuits, *Phys. Rev. A* **70**, 052328 (2004).
- [19] Z. Webb, The Clifford group forms a unitary 3-design, *Quantum Inf. Comput.* **16**, 1379–1400 (2016).
- [20] M. A. Graydon, J. Skanes-Norman, and J. J. Wallman, Clifford groups are not always 2-designs (2021), [arXiv:2108.04200](https://arxiv.org/abs/2108.04200) [quant-ph].
- [21] P. Figueroa-Romero, K. Modi, R. J. Harris, T. M. Stace, and M.-H. Hsieh, Randomized Benchmarking for Non-Markovian Noise, *PRX Quantum* **2**, 040351 (2021).
- [22] P. Figueroa-Romero, K. Modi, and M.-H. Hsieh, Towards a general framework of Randomized Benchmarking for non-Markovian Noise (2022), [arXiv:2202.11338](https://arxiv.org/abs/2202.11338) [quant-ph].
- [23] E. Stoudenmire and D. J. Schwab, Supervised Learning with Tensor Networks, in *Adv. Neural Inf. Process. Syst.*, Vol. 29, edited by D. Lee, M. Sugiyama, U. Luxburg, I. Guyon, and R. Garnett (Curran Associates, Inc., 2016) p. 4799.
- [24] F. A. Pollock, C. Rodríguez-Rosario, T. Frauenheim, M. Paternostro, and K. Modi, Non-Markovian quantum processes: Complete framework and efficient characterization, *Phys. Rev. A* **97**, 012127 (2018).
- [25] G. White, F. Pollock, L. Hollenberg, K. Modi, and C. Hill, Non-markovian quantum process tomography, *PRX Quantum* **3**, 020344 (2022).
- [26] F. A. Pollock, C. Rodríguez-Rosario, T. Frauenheim, M. Paternostro, and K. Modi, Operational Markov Condition for Quantum Processes, *Phys. Rev. Lett.* **120**, 040405 (2018).
- [27] S. Milz, F. Sakuldee, F. A. Pollock, and K. Modi, Kolmogorov extension theorem for (quantum) causal modelling and general probabilistic theories, *Quantum* **4**, 255 (2020).
- [28] P. Taranto, F. A. Pollock, and K. Modi, Non-Markovian memory strength bounds quantum process recoverability, *npj Quantum Inf.* **7**, 10.1038/s41534-021-00481-4 (2021).
- [29] S. Milz, M. S. Kim, F. A. Pollock, and K. Modi, Completely Positive Divisibility Does Not Mean Markovianity, *Phys. Rev. Lett.* **123**, 040401 (2019).
- [30] G. A. L. White, C. D. Hill, F. A. Pollock, L. C. L. Hollenberg, and K. Modi, Demonstration of non-Markovian process characterisation and control on a quantum processor, *Nat. Commun.* **11**, 10.1038/s41467-020-20113-3 (2020).
- [31] H. I. Nurdin and J. Gough, From the heisenberg to the schrödinger picture: Quantum stochastic processes and process tensors, 2021 60th IEEE Conference on Decision and Control (CDC) [10.1109/cdc45484.2021.9683765](https://arxiv.org/abs/10.1109/cdc45484.2021.9683765) (2021).
- [32] G. A. L. White, F. A. Pollock, L. C. L. Hollenberg, K. Modi, and C. D. Hill, Non-Markovian Quantum Process Tomography (2021), [arXiv:2106.11722](https://arxiv.org/abs/2106.11722) [quant-ph].
- [33] J. Watrous, *The Theory of Quantum Information* (Cambridge University Press, 2018).
- [34] I. A. Luchnikov, S. V. Vintskevich, H. Ouerdane, and S. N. Filippov, Simulation Complexity of Open Quantum Dynamics: Connection with Tensor Networks, *Phys. Rev. Lett.* **122**, 160401 (2019).
- [35] I. A. Luchnikov, S. V. Vintskevich, and S. N. Filippov, Dimension truncation for open quantum systems in terms of tensor networks (2018), [arXiv:1801.07418](https://arxiv.org/abs/1801.07418) [quant-ph].
- [36] J. Prior, A. W. Chin, S. F. Huelga, and M. B. Plenio, Efficient Simulation of Strong System-Environment Interactions, *Phys. Rev. Lett.* **105**, 050404 (2010).
- [37] A. Strathearn, P. Kirton, D. Kilda, J. Keeling, and B. W. Lovett, Efficient non-Markovian quantum dynamics using time-evolving Matrix Product Operators, *Nat. Com-*

- mun. **9**, 10.1038/s41467-018-05617-3 (2018).
- [38] M. L. Wall, A. Safavi-Naini, and A. M. Rey, Simulating generic spin-boson models with Matrix Product States, *Phys. Rev. A* **94**, 053637 (2016).
- [39] M. R. Jørgensen and F. A. Pollock, Exploiting the Causal Tensor Network Structure of Quantum Processes to Efficiently Simulate Non-Markovian Path Integrals, *Phys. Rev. Lett.* **123**, 240602 (2019).
- [40] Z.-Y. Han, J. Wang, H. Fan, L. Wang, and P. Zhang, Unsupervised generative modeling using matrix product states, *Phys. Rev. X* **8**, 031012 (2018).
- [41] S. Klus and P. Gelß, Tensor-based algorithms for image classification, *Algorithms* **12**, 240 (2019).
- [42] D. Liu, S.-J. Ran, P. Wittek, C. Peng, R. B. García, G. Su, and M. Lewenstein, Machine learning by unitary tensor network of hierarchical tree structure, *New J. Phys.* **21**, 073059 (2019).
- [43] J. Y. Araz and M. Spannowsky, Quantum-inspired event reconstruction with tensor networks: Matrix product states, *J. High Energy Phys.* **2021** (8).
- [44] S. Cheng, L. Wang, and P. Zhang, Supervised learning with projected entangled pair states, *Phys. Rev. B* **103**, 125117 (2021).
- [45] K. Wang, L. Xiao, W. Yi, S.-J. Ran, and P. Xue, Experimental realization of a quantum image classifier via tensor-network-based machine learning, *Photon. Res.* **9**, 2332 (2021).
- [46] M. L. Wall, M. R. Abernathy, and G. Quiroz, Generative machine learning with tensor networks: Benchmarks on near-term quantum computers, *Phys. Rev. Research* **3**, 023010 (2021).
- [47] C. Guo, K. Modi, and D. Poletti, Tensor-network-based machine learning of non-Markovian quantum processes, *Phys. Rev. A* **102**, 062414 (2020).
- [48] J. Manton, Optimization algorithms exploiting unitary constraints, *IEEE Trans. Signal Process.* **50**, 635 (2002).
- [49] J. Duchi, E. Hazan, and Y. Singer, Adaptive subgradient methods for online learning and stochastic optimization, *J. Mach. Learn. Res.* **12**, 2121 (2011).
- [50] D. P. Kingma and J. Ba, Adam: A method for stochastic optimization (2014), [arXiv:1412.6980 \[cs.LG\]](https://arxiv.org/abs/1412.6980).
- [51] J. C. Bridgeman and C. T. Chubb, Hand-waving and interpretive dance: an introductory course on tensor networks, *J. Phys. A: Math. Theor.* **50**, 223001 (2017).
- [52] F. Barratt, J. Dborin, and L. Wright, Improvements to gradient descent methods for quantum tensor network machine learning (2022), [arXiv:2203.03366 \[cs.LG\]](https://arxiv.org/abs/2203.03366).
- [53] K.-R. Muller, S. Mika, G. Ratsch, K. Tsuda, and B. Scholkopf, An introduction to kernel-based learning algorithms, *IEEE Trans. Neural Netw. Learn. Syst.* **12**, 181 (2001).
- [54] U. Schollwöck, The Density-Matrix Renormalization Group in the age of Matrix Product States, *Ann. Phys.* **326**, 96 (2011).

Appendix A: Randomized benchmarking for non-Markovian noise

1. The randomized benchmarking protocol

A standard Randomized Benchmarking (RB) experimental protocol proceeds as follows:

1. Prepare an initial state ρ_S on the system of interest S .
2. Sample m distinct elements, $\mathcal{G}_1, \mathcal{G}_2, \dots, \mathcal{G}_m$, uniformly at random from a given gate set \mathbb{G} . Let $\mathcal{G}_{m+1} := \bigcirc_{i=m}^1 \mathcal{G}_i^\dagger = \mathcal{G}_1^\dagger \circ \dots \circ \mathcal{G}_m^\dagger$, where \circ denotes composition of maps, and $\mathcal{G}^\dagger(\cdot) = G^\dagger(\cdot)G$ for any Kraus representation with unitaries G of the map \mathcal{G} . We refer to \mathcal{G}_{m+1} as an undo-gate.
3. Apply the composition $\bigcirc_{i=1}^{m+1} \mathcal{G}_i$ on ρ_S . In practice, this amounts to applying a noisy sequence $\mathcal{S}_m := \bigcirc_{i=1}^{m+1} \tilde{\mathcal{G}}_i$ of length m on ρ_S , where $\tilde{\mathcal{G}}_i$ are the physical noisy gates associated to \mathcal{G} .
4. Estimate the probability $f_m := \text{tr}[M\mathcal{S}_m(\rho)]$ via a Positive Operator Valued Measurement (POVM) element M .
5. Repeat n times the steps 1 to 4 for the same initial state ρ_S , same POVM element M , and different sets of gates chosen uniformly at random $\{\mathcal{G}_i^{(1)}\}_{i=1}^m, \{\mathcal{G}_i^{(2)}\}_{i=1}^m, \dots, \{\mathcal{G}_i^{(n)}\}_{i=1}^m$ from \mathbb{G} to obtain the probabilities $f_m^{(1)}, f_m^{(2)}, \dots, f_m^{(n)}$. Compute the Average Sequence Fidelity (ASF), $\mathcal{F}_m = 1/n \sum_{i=1}^n f_m^{(i)}$.
6. Examine the behavior of the ASF, \mathcal{F}_m , over different sequence lengths m .

2. The process tensor and non-Markovianity

Appendix B: The noise process tensor (model) and the control tensor (input)

We want to compute the ASF for a sequence of $m + 1$ noisy gates with an initial state ρ_S and a POVM element M , written as a contraction of tensors

$$\mathcal{F}_m = \mathbb{E}[\Upsilon_{m+1} * \Theta_{m+1}(\rho_S, M)] \quad (\text{B1})$$

$$= \mathbb{E}\left\{ \sum_{\vec{s}_{m+1}^{(i)}, \vec{\zeta}_{m+1}^{(i)}} \Upsilon_{\vec{s}_{m+1}^{(i)}, \vec{\zeta}_{m+1}^{(i)}} \Theta_{\vec{s}_{m+1}^{(i)}, \vec{\zeta}_{m+1}^{(i)}} \right\}. \quad (\text{B2})$$

where \mathbb{E} is average over gates, and $*$ here means an interior product

$$A * B = \text{tr}[AB^\dagger], \quad (\text{B3})$$

of the tensors A and B , and $\vec{s}_i^{(i)} = (s_0, s'_0, s_1, s'_1, \dots, s_i, s'_i)$, and similarly for $\vec{\zeta}_i^{(i)}$. Crucially, only the tensor Υ contains information about the noise and the environment E .

We can identify the Matrix Product Operator (MPO) form of the tensors Υ and Θ by writing

$$\mathcal{F}_m = \text{tr}\{\mathcal{Y}_{m+1} \mathbb{E}(\mathcal{G}_{m+1}^T)\}, \quad (\text{B4})$$

where \mathcal{Y} is the Choi state of the noise process and \mathcal{G} is the Choi state of the gate sequence, which is subsequently averaged (\mathbb{E}) over gates; explicitly, these are defined by

$$\mathcal{Y}_{m+1} := \text{tr}_E [\Lambda_{m+1} \circ \mathcal{S}_{m+1} \circ \dots \circ \Lambda_1 \circ \mathcal{S}_1 \circ \Lambda_0 (\rho_E \otimes \rho_S \otimes \psi^{\otimes m+1})], \quad (\text{B5})$$

where Λ_i is the gate independent and Completely Positive (CP) noise map at step i acting on SE , $\psi = \sum_{i,j=1}^{d_S} |ii\rangle\langle jj|$ is an unnormalized maximally entangled state, with each copy defined on auxiliary spaces $A_1 B_1, \dots, A_{m+1} B_{m+1}$, \mathcal{S}_i is a swap operator between S and half of the i^{th} auxiliary space, say A_i , and ρ_E is a fiducial state of E ; on the other hand,

$$\mathcal{G}_{m+1} = M^T \otimes (\mathbf{1}_{A_1} \otimes \mathcal{G}_1 \otimes \mathbf{1}_{A_2} \otimes \mathcal{G}_2 \otimes \dots \otimes \mathbf{1}_{A_{m+1}} \otimes \mathcal{G}_{m+1}) \psi^{\otimes m+1}, \quad (\text{B6})$$

with \mathcal{G}_i the applied gate at step i . This definition is different from that in the main text in Eq. (4) simply in that here we incorporate directly the measurement M . Notice that the gates \mathcal{G}_i have to be defined on the complementary

auxiliary spaces, \mathbb{B}_i , because the swaps in Eq. (B5) were defined with resp to \mathbb{A}_i . Finally, keep in mind that \mathcal{G}_{m+1} is the undo (sequence of inverses) gate.

The only difference between \mathcal{Y} and Υ , and between $\mathbb{E}[\mathcal{G}^\dagger]$ and Θ is the dependence of ρ_S : we want all the inputs in a MPO separate from one containing solely the noise. For this reason, henceforth we refer to Υ as the noise tensor (or MPO) and to Θ as the control tensor (or MPO).

Consider $m = 1$. Denote $\rho := \Lambda_0(\rho_E \otimes \rho_S)$ and let $\mathfrak{S}_{\alpha\beta} := \mathbb{1}_E \otimes |\alpha\rangle\langle\beta|$, then

$$\begin{aligned} \mathcal{Y}_2 &:= \text{tr}_E[\Lambda_2 \circ \mathcal{S}_2 \circ \Lambda_1 \circ \mathcal{S}_1 \circ (\rho \otimes \psi^{\otimes 2})] \\ &= \sum \text{tr}_E[\lambda_2^\mu \mathfrak{S}_{\alpha_2\beta_2} \lambda_1^\nu \mathfrak{S}_{\alpha_1\beta_1} \rho \mathfrak{S}_{\delta_1\gamma_1} \lambda_1^{\dagger\nu} \mathfrak{S}_{\delta_2\gamma_2} \lambda_2^{\dagger\mu}] \otimes |\beta_1\rangle\langle\alpha_1| |i_1\rangle\langle j_1| |\gamma_1\rangle\langle\delta_1| \otimes |i_1\rangle\langle j_1| \otimes |\beta_2\rangle\langle\alpha_2| |i_2\rangle\langle j_2| |\gamma_2\rangle\langle\delta_2| \otimes |i_2\rangle\langle j_2| \\ &= \sum \text{tr}_E[\lambda_2^\mu \mathfrak{S}_{\alpha_2\beta_2} \lambda_1^\nu \mathfrak{S}_{\alpha_1\beta_1} \rho \mathfrak{S}_{\delta_1\gamma_1} \lambda_1^{\dagger\nu} \mathfrak{S}_{\delta_2\gamma_2} \lambda_2^{\dagger\mu}] \otimes |\beta_1\alpha_1\beta_2\alpha_2\rangle\langle\delta_1\gamma_1\delta_2\gamma_2|, \\ &= \sum (|e\rangle \otimes \mathbb{1}_S) \lambda_2^\mu |e_2\alpha_2\rangle\langle e_2\beta_2| \lambda_1^\nu |e_1\alpha_1\rangle\langle e_1\beta_1| \rho |e_1\delta_1\rangle\langle e_1\gamma_1| \lambda_1^{\dagger\nu} |e_2\delta_2\rangle\langle e_2\gamma_2| \lambda_2^{\dagger\mu} (|e\rangle \otimes \mathbb{1}_S) \otimes |\beta_1\alpha_1\beta_2\alpha_2\rangle\langle\delta_1\gamma_1\delta_2\gamma_2| \quad (\text{B7}) \end{aligned}$$

where in the last line we inserted complete \mathbb{E} orthonormal bases, and λ_i^μ are Kraus operators of Λ_i . Onward, we will denote components SE of any X matrix by

$$X_{ss'}^{ee'} := \langle es | X | e's' \rangle. \quad (\text{B8})$$

Meanwhile,

$$\begin{aligned} \mathcal{G}_2 &= M^\dagger \otimes (\mathbb{1}_{\mathbb{A}_1} \otimes \mathcal{G} \otimes \mathbb{1}_{\mathbb{A}_2} \otimes \mathcal{G}^\dagger) \psi^{\otimes 2} \\ &= M^\dagger \otimes \sum |i_1\rangle\langle j_1| \otimes \mathcal{G}(|i_1\rangle\langle j_1|) \otimes |i_2\rangle\langle j_2| \otimes \tilde{\mathcal{G}}(|i_2\rangle\langle j_2|), \quad (\text{B9}) \end{aligned}$$

where here $\tilde{\mathcal{G}} := \mathcal{G}^{-1}$ is the undo-gate, and thus

$$\begin{aligned} \text{tr}[\mathcal{Y}_2 \mathcal{G}_2^\dagger] &= \sum (\lambda_2^\mu)_{s\alpha_2}^{ee_2} (\lambda_1^\nu)_{\beta_2\alpha_1}^{e_2e_1} \rho_{\beta_1\delta_1}^{e_1e_1} (\lambda_1^{\dagger\nu})_{\gamma_1\delta_2}^{\epsilon_1\epsilon_2} (\lambda_2^{\dagger\mu})_{\gamma_2s'}^{\epsilon_2e} \langle s' | M | s \rangle \\ &\quad \langle \delta_1\gamma_1\delta_2\gamma_2 | \left\{ |j_1\rangle\langle i_1| \otimes \mathcal{G}(|i_1\rangle\langle j_1|)^\dagger \otimes |j_2\rangle\langle i_2| \otimes \tilde{\mathcal{G}}(|i_2\rangle\langle j_2|)^\dagger \right\} | \beta_1\alpha_1\beta_2\alpha_2 \rangle \\ &:= \sum (\lambda_2^\mu)_{s\alpha_2}^{ee_2} (\lambda_1^\nu)_{\beta_2\alpha_1}^{e_2e_1} \rho_{\beta_1\delta_1}^{e_1e_1} (\lambda_1^{\dagger\nu})_{\gamma_1\delta_2}^{\epsilon_1\epsilon_2} (\lambda_2^{\dagger\mu})_{\gamma_2s'}^{\epsilon_2e} M_{s's} \langle \alpha_1 | \mathcal{G}(|\beta_1\rangle\langle\delta_1|) | \gamma_1\rangle\langle\alpha_2 | \tilde{\mathcal{G}}(|\beta_2\rangle\langle\delta_2|) | \gamma_2 \rangle, \quad (\text{B10}) \end{aligned}$$

Let us now replace $\rho = \Lambda_0(\rho_E \otimes \rho_S)$, and let G be a unitary such that $\mathcal{G}(\cdot) := G(\cdot)G^\dagger$ and similarly, in order to track the undo-gate, let \tilde{G} such that $\tilde{\mathcal{G}} := \tilde{G}(\cdot)\tilde{G}^\dagger$; also let us relabel \mathbb{S} indices to a more consistent notation with labels s and ζ (with all contractions remaining the same), so that

$$\begin{aligned} \text{tr}[\mathcal{Y}_2 \mathcal{G}_2^\dagger] &= \sum (\lambda_2^\mu)_{s_2s_2'}^{ee_2} (\lambda_1^\nu)_{s_1s_1'}^{e_2e_1} \rho_{s_0\zeta_0'}^{e_1e_1} (\lambda_1^{\dagger\nu})_{\zeta_1\zeta_1'}^{\epsilon_1\epsilon_2} (\lambda_2^{\dagger\mu})_{\zeta_2\zeta_2'}^{\epsilon_2e} M_{\zeta_2's_2} \langle s_1' | \mathcal{G}(|s_0\rangle\langle\zeta_0'|) | \zeta_1\rangle\langle s_2' | \tilde{\mathcal{G}}(|s_1\rangle\langle\zeta_1'|) | \zeta_2 \rangle \\ &= \sum (\lambda_2^\mu)_{s_2s_2'}^{ee_2} (\lambda_1^\nu)_{s_1s_1'}^{e_2e_1} (\lambda_0^\sigma)_{s_0s_0'}^{e_1e_0} (\rho_E)_{s_0\zeta_0'}^{e_0e_0} (\rho_S)_{s_0'\zeta_0}^{\epsilon_0\epsilon_0} (\lambda_0^{\dagger\sigma})_{\zeta_0\zeta_0'}^{\epsilon_0\epsilon_1} (\lambda_1^{\dagger\nu})_{\zeta_1\zeta_1'}^{\epsilon_1\epsilon_2} (\lambda_2^{\dagger\mu})_{\zeta_2\zeta_2'}^{\epsilon_2e} M_{\zeta_2's_2} G_{s_1's_0} G_{\zeta_0'\zeta_1}^\dagger \tilde{G}_{s_2's_1} \tilde{G}_{\zeta_1'\zeta_2}^\dagger, \quad (\text{B11}) \end{aligned}$$

so we may now identify

$$\Upsilon_{\vec{s}_2^{(\nu)} \vec{\zeta}_2^{(\nu)}} = \sum_{\mu, \nu, \sigma} \sum_{e_i, \epsilon_i} (\lambda_2^\mu)_{s_2s_2'}^{ee_2} (\lambda_1^\nu)_{s_1s_1'}^{e_2e_1} (\lambda_0^\sigma)_{s_0s_0'}^{e_1e_0} (\rho_E)_{s_0\zeta_0'}^{e_0e_0} (\lambda_0^{\dagger\sigma})_{\zeta_0\zeta_0'}^{\epsilon_0\epsilon_1} (\lambda_1^{\dagger\nu})_{\zeta_1\zeta_1'}^{\epsilon_1\epsilon_2} (\lambda_2^{\dagger\mu})_{\zeta_2\zeta_2'}^{\epsilon_2e}, \quad (\text{B12})$$

$$\Theta_{\vec{s}_2^{(\nu)} \vec{\zeta}_2^{(\nu)}} = \tilde{G}_{s_2's_1} G_{s_1's_0} (\rho_S)_{s_0'\zeta_0} G_{\zeta_0'\zeta_1}^\dagger \tilde{G}_{\zeta_1'\zeta_2}^\dagger M_{\zeta_2's_2}, \quad (\text{B13})$$

so generally for any $m \geq 1$,

$$\Upsilon_{\vec{s}_{m+1}^{(\nu)} \vec{\zeta}_{m+1}^{(\nu)}} = \sum_{\mu_i} \sum_{\{e, \epsilon\}} (\lambda_{m+1}^{\mu_{m+1}})_{s_{m+1}s_{m+1}'}^{e e_{m+1}} \left[\prod_{i=0}^m (\lambda_i^{\mu_i})_{s_i s_i'}^{e_{i+1} e_i} \right] (\rho_E)_{s_0\zeta_0'}^{e_0 e_0} \left[\prod_{j=0}^m (\lambda_j^{\dagger \mu_j})_{\zeta_j \zeta_j'}^{\epsilon_j \epsilon_{j+1}} \right] (\lambda_{m+1}^{\dagger \mu_{m+1}})_{\zeta_{m+1} \zeta_{m+1}'}^{\epsilon_{m+1} e}, \quad (\text{B14})$$

$$\Theta_{\vec{s}_{m+1}^{(\nu)} \vec{\zeta}_{m+1}^{(\nu)}} = \tilde{G}_{s_{m+1}' s_m} \left[\prod_{i=1}^m (G_i)_{s_i' s_{i-1}} \right] (\rho_S)_{s_0' \zeta_0} \left[\prod_{j=1}^m (G_j^\dagger)_{\zeta_j' \zeta_{j-1} \zeta_j} \right] \tilde{G}_{\zeta_m' \zeta_{m+1}}^\dagger M_{\zeta_{m+1}' s_{m+1}}, \quad (\text{B15})$$

where here $\mathcal{G}_i := G_i(\cdot)G_i^\dagger$ is the gate at the i^{th} step for corresponding unitaries G_i , and $\tilde{G} := (G_m G_{m-1} \cdots G_1)^\dagger$ gives the undo-gate $\tilde{\mathcal{G}} = \tilde{G}(\cdot)\tilde{G}^\dagger$. These tensors are depicted in Fig. 1 in the main text. Both tensors are of rank $4(m+2)$, i.e., each has $4(m+2)$ legs of dimension d_S , and so there is a total of $d_S^{4(m+2)}$ components to be specified on each.

Notice that if the Λ_i matrices are unitary (so that all $\lambda_i^{\mu_i}$ have only a single μ_i), then for Υ we require a memory scaling as $d_E^2 [1 + (m+2)d_S^2]$. Similarly, for Θ we require $(m+2)d_S^2$ parameters. That is, we specify the nodes Λ_i , ρ_E , \mathcal{G}_i , ρ_S and M in each tensor to obtain either Υ or Θ . Furthermore, assuming the size of the environment is sufficiently large, the effective bond dimension in Υ between timesteps need not necessarily be d_E but often will be smaller, giving rise to the effective noise dynamics specified by corresponding effective CP maps. Finally, notice that we may get rid of the complex conjugate in the final expressions and simply compute conjugates of entries. We thus would have, for unitary noise,

$$\Upsilon_{\vec{s}_{m+1}^{(\prime)} \vec{z}_{m+1}^{(\prime)}} = \sum_{\{e, \epsilon\}} (\lambda_{m+1})_{s_{m+1} s'_{m+1}}^{e e_{m+1}} \left[\prod_{i=0}^m (\lambda_i)_{s_i s'_i}^{e_{i+1} e_i} \right] (\rho_E)^{e_0 \epsilon_0} \left[\prod_{j=0}^m (\lambda_j)_{\zeta'_j \zeta_j}^{* \epsilon_{j+1} \epsilon_j} \right] (\lambda_{m+1})_{\zeta'_{m+1} \zeta_{m+1}}^{* e \epsilon_{m+1}}, \quad (\text{B16})$$

$$\Theta_{\vec{s}_{m+1}^{(\prime)} \vec{z}_{m+1}^{(\prime)}} = \mathbb{E} \left\{ \hat{G}_{s_m s'_{m+1}}^* \left[\prod_{i=1}^m (G_i)_{s'_i s_{i-1}} \right] (\rho_S)_{s'_0 \zeta_0} \left[\prod_{j=1}^m (G_j)_{\zeta_j \zeta'_{j-1}} \right] \hat{G}_{\zeta'_m \zeta_{m+1}} M_{\zeta'_{m+1} s_{m+1}} \right\}, \quad (\text{B17})$$

where here $*$ denotes complex conjugate, and $\hat{G} := G_m G_{m-1} \cdots G_1$.

A particular tensor that we will care about, is that obtained by a partial contraction of Υ_m and Θ_m whereby given nodes are not contracted. That is, denoting by $\Upsilon_m^{\{i, j, \dots, k\}}$ a noise tensor without the $\lambda_i^{\mu_i}$, $\lambda_j^{\mu_j}$, \dots , $\lambda_k^{\mu_k}$ nodes (i.e., with such λ terms not appearing in Eq. (B14)), we define

$$\tilde{\Theta}_{m+1}^{\{i, j, \dots, k\}} := \sum \Upsilon_{\vec{s}_{m+1}^{(\prime)} \vec{z}_{m+1}^{(\prime)}}^{\{i, j, \dots, k\}} \Theta_{\vec{s}_{m+1}^{(\prime)} \vec{z}_{m+1}^{(\prime)}}, \quad (\text{B18})$$

as the contraction of all the tensors in the ASF of sequence length m , except for λ_i , λ_j , \dots , λ_k .

1. The (multi-qubit) Clifford group case

In [21], the average $\mathbb{E}[\mathcal{G}^\dagger] = \mathbb{E}[\mathcal{G}^T]$ was analytically evaluated when the gates belong to the (multi-qubit) Clifford group, or more generally to any unitary 2-design, and the contraction with \mathcal{Y} was done explicitly to obtain the ASF in Eq. (B2), which can be written as

$$\mathcal{F}_m := \text{tr} [M \text{tr}_E \circ \Lambda_{m+1} \circ (\mathcal{A}_m + \mathcal{B}_m) \rho], \quad (\text{B19})$$

where

$$\mathcal{A}_m(\rho) := \frac{\bigcirc_{n=1}^m (\mathcal{S}_{\Lambda_n} - \mathcal{L}_{\Lambda_n}) \otimes \mathcal{I}_S}{(d_S^2 - 1)^m} \left(\rho - \tilde{\rho}_E \otimes \frac{\mathbb{1}}{d_S} \right), \quad (\text{B20})$$

$$\mathcal{B}_m(\rho) := \left(\bigcirc_{n=1}^m \mathcal{L}_{\Lambda_n} \right) \tilde{\rho}_E \otimes \frac{\mathbb{1}}{d_S}, \quad (\text{B21})$$

with $\rho = \Lambda_0(\rho_E \otimes \rho_S)$ and with $\tilde{\rho}_E := \text{tr}_S[\Lambda_0(\rho_E \otimes \rho_S)]$; here \mathcal{S}_{Λ_n} , \mathcal{L}_{Λ_n} are maps acting solely on E as defined by

$$\mathcal{S}_{\Lambda_n}(\varepsilon) := \sum_{s, s'=1}^{d_S} \langle s | \Lambda_n(\varepsilon \otimes |s\rangle\langle s'|) | s' \rangle \quad (\text{B22})$$

$$\mathcal{L}_{\Lambda_n}(\varepsilon) := \text{tr}_S \left[\Lambda_n \left(\varepsilon \otimes \frac{\mathbb{1}}{d_S} \right) \right], \quad (\text{B23})$$

for any given operator ε acting on E . This is seen to imply that the tensor Θ_{m+1} is similar to the elements of a depolarizing tensor on S , with components

$$\Theta_{\vec{s}_{m+1}^{(\prime)} \vec{z}_{m+1}^{(\prime)}} = \left[\alpha_{\vec{s}_{m+1}^{(\prime)} \vec{z}_{m+1}^{(\prime)}} + \beta_{\vec{s}_{m+1}^{(\prime)} \vec{z}_{m+1}^{(\prime)}} \right] (\rho_S)_{s'_0 \zeta_0} M_{\zeta'_{m+1} s_{m+1}}, \quad (\text{B24})$$

where here

$$\alpha_{\vec{s}_{m+1} \vec{\zeta}_{m+1}}^{(\rho)} := \frac{\prod_{n=1}^m (d_S \delta_{s_n s'_n} \delta_{\zeta'_n \zeta_n} - \delta_{s_n \zeta'_n} \delta_{s'_n \zeta_n})}{d_S^m (d_S^2 - 1)^m} \left(\delta_{s_0 s'_{m+1}} \delta_{\zeta'_0 \zeta_{m+1}} - \frac{\delta_{s_0 \zeta'_0} \delta_{s'_{m+1} \zeta_{m+1}}}{d_S} \right) \quad (\text{B25})$$

$$\beta_{\vec{s}_{m+1} \vec{\zeta}_{m+1}}^{(\rho)} := \frac{\prod_{n=1}^m \delta_{s_n \zeta'_n} \delta_{s'_n \zeta_n}}{d_S^m} \left(\frac{\delta_{s_0 \zeta'_0} \delta_{s'_{m+1} \zeta_{m+1}}}{d_S} \right) \quad (\text{B26})$$

are the terms analogous to the p and $1-p$ terms in the depolarizing channel. Notice that these definitions are slightly different to those made in [21]; this is simply because of the definition $\rho = \Lambda_0(\rho_E \otimes \rho_S)$ and because Θ_m takes ρ_S while Υ_m takes $\lambda_0^{(\dagger)}$ and ρ_E .

Appendix C: Sweeping algorithm for Randomized Benchmarking

The so-called sweeping algorithm from [23] combines the idea of the kernel trick in [53] and the density matrix renormalization group (DMRG) algorithm in [54]: it is a tensor network supervised learning model which predicts outputs via the contraction of parameter tensor and input tensor. In a RB experiment, we obtain an experimental ASF and we choose the control tensor, but the underlying noise tensor generally remains unknown. Here we adapt the sweeping algorithm to obtain information about the average noise involved within a RB experiment. Taking the control tensor as an input tensor, the noise tensor as parameter tensor, and the experimental ASF as the label, we optimize the model until the predicted ASF is close enough (in a sense to be made precise below) to the experimental ASF.

More specifically, let us consider the noise tensor Υ_m written as the MPO in Eq. (B14), for any fixed $m \geq 1$. Our goal is now to implement an extension of the sweeping algorithm above to learn features about Υ_m , namely some model of the Λ noise maps. While the corresponding RB experiment may be carried out with an arbitrary gate set, the closed expression in [21] for the Clifford group, can make the evaluation of the corresponding learned ASF, \mathcal{F}_m , in exact form readily available.

As opposed to the general sweeping algorithm, the noise tensor Υ_m has physical meaning, and thus it has certain constraints to follow. In particular, we fix all Λ maps to be unitary. Imposing this unitarity constraint will allow us to sweep over only half the nodes of the noise tensor, thereby obtaining the rest by taking the adjoint of the updated nodes.

Let us then begin by defining a cost function

$$C := \frac{1}{2} \sum_{n=1}^m \left(\mathcal{F}_n - \mathcal{F}_n^{(\text{exp})} \right)^2, \quad (\text{C1})$$

where as mentioned above, $\mathcal{F}_1^{(\text{exp})}, \mathcal{F}_2^{(\text{exp})}, \dots, \mathcal{F}_m^{(\text{exp})}$, denote experimental ASF points for a RB sequence with up to length m , and $\mathcal{F}_1, \mathcal{F}_2, \dots, \mathcal{F}_m$ denote the learned points by the algorithm. The goal is then for the algorithm to determine noise maps Λ that minimize C .

We now denote by N_E and N_S the number of qubits on the environment and system, respectively, so that $d_E := 2^{N_E}$ and $d_S := 2^{N_S}$. The algorithm will now proceed as described below. For fear that the fluency of the description will be break by the detail of constrained optimization, regarding Step 6, we will discuss it in Appendix D.

1. Set an appropriate N_E , as discussed in the main text, and require all Λ maps to be unitary, i.e., $\Lambda_i(\cdot) := \lambda_i(\cdot) \lambda_i^\dagger$ such that $\lambda_i \lambda_i^\dagger = \lambda_i^\dagger \lambda_i = \mathbb{1}_{E_S}$. Initialize each node λ_i in the noise MPO Υ_m ; this choice is arbitrary, but here we employ identity matrices (i.e., we start assuming an absence of noise). Finally, set the initial state of the environment $\rho_E = |0\rangle\langle 0|$; this choice is also arbitrary and fixed throughout the algorithm: any information about how this fiducial state changes is to be contained in the state preparation noise Λ_0 .
2. Take any two neighboring nodes of the noise MPO, λ_i and λ_{i-1} for any $1 \leq i \leq m+1$, and contract them on E into a joint node $L_{i,i-1}$, i.e.,

$$(L_{i,i-1})_{s_i s'_i s_{i-1} s'_{i-1}}^{e_{i+1} e_{i-1}} := \sum_{e_i} (\lambda_i)_{s_i s'_i}^{e_{i+1} e_i} (\lambda_{i-1})_{s_{i-1} s'_{i-1}}^{e_i e_{i-1}}, \quad (\text{C2})$$

such that

$$\begin{aligned} \Upsilon_{\bar{s}_{m+1} \bar{\zeta}_{m+1}}^{(\iota)} &= \sum_{\{e, \epsilon\}/e_i} \cdots \left[\sum_{e_i} (\lambda_i)_{s_i s'_i}^{e_{i+1} e_i} (\lambda_{i-1})_{s_{i-1} s'_{i-1}}^{e_i e_{i-1}} \right] \cdots (\lambda_0)_{s_0 s'_0}^{e_1 e_0} (\rho_E)^{e_0 e_0} \cdots \\ &= \sum_{\{e, \epsilon\}/e_i} \cdots \left[(L_{i,i-1})_{s_i s'_i s_{i-1} s'_{i-1}}^{e_{i+1} e_i e_{i-1}} \right] \cdots (\lambda_0)_{s_0 s'_0}^{e_1 e_0} (\rho_E)^{e_0 e_0} \cdots \end{aligned} \quad (\text{C3})$$

The joint node $L_{i,i-1}$ contains the parameters to be updated, and the algorithm will then similarly *sweep* through all the remaining bonds. While the sweeping order is in principle arbitrary, it can preferably be made in an orderly fashion, either ascending or descending.

3. Take the gradient of the cost function with respect to the joint node:

$$\begin{aligned} \Delta L_{i,i-1} &= -\frac{\partial \mathcal{C}}{\partial L_{i,i-1}} \\ &= \sum_{n=1}^m \left(\mathcal{F}_n^{(\text{exp})} - \mathcal{F}_n \right) \frac{\partial \mathcal{F}_n}{\partial L_{i,i-1}} \\ &= \sum_{n=i-1; n \geq 1}^m \left(\mathcal{F}_n^{(\text{exp})} - \mathcal{F}_n \right) \frac{\partial \mathcal{F}_n}{\partial L_{i,i-1}}, \end{aligned} \quad (\text{C4})$$

where for $n \leq i-2$, $\partial \mathcal{F}_n / \partial L_{i,i-1} = 0$, since these \mathcal{F}_n terms do not explicitly depend on the joint node, $L_{i,i-1}$. The corresponding derivative is given by

$$\frac{\partial \mathcal{F}_n}{\partial (L_{i,i-1})_{s_i s'_i s_{i-1} s'_{i-1}}^{e_{i+1} e_i e_{i-1}}} = \frac{\partial \left(L_{i,i-1} * \tilde{\Theta}_{n+1}^{\{i,i-1\}} \right)}{\partial (L_{i,i-1})_{s_i s'_i s_{i-1} s'_{i-1}}^{e_{i+1} e_i e_{i-1}}} = \left(\tilde{\Theta}_{n+1}^{\{i,i-1\}} \right)_{s_i s'_i s_{i-1} s'_{i-1}}^{e_{i+1} e_i e_{i-1}}, \quad (\text{C5})$$

where the tensor $\tilde{\Theta}_n^{\{i,j,\dots,k\}}$ is defined in Eq. (B18) as the contraction of all tensors in the ASF, except $\lambda_i, \lambda_j, \dots, \lambda_k$. Now, the components of the gradient become

$$(\Delta L_{i,i-1})_{s_i s'_i s_{i-1} s'_{i-1}}^{e_{i+1} e_i e_{i-1}} = \sum_{n=i-1; n \geq 1}^m \left(\mathcal{F}_n^{(\text{exp})} - \mathcal{F}_n \right) \left(\tilde{\Theta}_{n+1}^{\{i,i-1\}} \right)_{s_i s'_i s_{i-1} s'_{i-1}}^{e_{i+1} e_i e_{i-1}}. \quad (\text{C6})$$

Each \mathcal{F}_n here corresponds to the ASF with noise $\Lambda_1, \dots, \Lambda_n$ at the current step, and it can be computed generally through Eq. (B2). If the gates in question belong to a unitary 2-design (e.g. multi-qubit Clifford gates), the closed expression in Eq. (B19) can be used instead.

4. Define an updated joint node by defining,

$$L'_{i,i-1} := L_{i,i-1} + \alpha \Delta L_{i,i-1}, \quad (\text{C7})$$

where α is a positive parameter controlling the scale of the update.

5. Split the joint node by a higher dimensional version of the Singular Value Decomposition (SVD) [51]. Grouping the indices as $A = d_S^2 e_{i+1} + d_S s_i + s'_i$ and $B = d_S^2 e_{i-1} + d_S s_{i-1} + s'_{i-1}$, and followed by the SVD,

$$(L'_{i,i-1})_{AB} = \sum_{\epsilon=1}^{d_E d_S^2} U_{A\epsilon} S_{\epsilon\epsilon} (V^\dagger)_{\epsilon B} \quad (\text{C8})$$

$$= \sum_{\epsilon=1}^{d_E d_S^2} (U \sqrt{S})_{A\epsilon} (\sqrt{S} V^\dagger)_{\epsilon B}. \quad (\text{C9})$$

In order to maintain the original dimension of the nodes, truncate by inserting $R = \begin{bmatrix} \mathbb{1}_{d_E} \\ 0_{d_E d_S^2 - d_E, d_E} \end{bmatrix}$ and $R^T =$

$[\mathbb{1}_{d_E} \ 0_{d_E, d_E d_S^2 - d_E}]$, where $0_{a,b}$ is a $a \times b$ null matrix.

$$(L'_{i,i-1})_{AB} \approx \sum_{\epsilon=1}^{d_E d_S^2} \sum_{\epsilon'=1}^{d_E} (U\sqrt{S})_{A\epsilon} R_{\epsilon\epsilon'} (R^T)_{\epsilon'\epsilon} (\sqrt{S}V^\dagger)_{\epsilon B} \quad (\text{C10})$$

$$= \sum_{\epsilon'=1}^{d_E} \tilde{U}_{A\epsilon'} (\tilde{V}^\dagger)_{\epsilon' B}. \quad (\text{C11})$$

Then split the indices back out,

$$(L'_{i,i-1})_{s_i s'_i s_{i-1} s'_{i-1}} \approx \sum_{\epsilon'=1}^{d_E} \tilde{U}_{s_i s'_i}^{e_{i+1} \epsilon'} (\tilde{V}^\dagger)_{s_{i-1} s'_{i-1}}^{\epsilon' e_{i-1}}, \quad (\text{C12})$$

where \tilde{U} and \tilde{V}^\dagger are not necessarily unitary anymore.

6. To project \tilde{U} and \tilde{V} into unitaries, first group $A_1 = d_S e_{i+1} + s_i$, $B_1 = d_S \epsilon' + s'_i$ and $A_2 = d_S \epsilon' + s_{i-1}$, $B_2 = d_S e_{i-1} + s'_{i-1}$, and followed by the SVD,

$$\tilde{U}_{A_1 B_1} = \sum_{\beta_1=1}^{d_E d_S} (U_1)_{A_1 \beta_1} (\Sigma_1)_{\beta_1 \beta_1} (V_1^\dagger)_{\beta_1 B_1}, \quad (\text{C13})$$

$$(\tilde{V}^\dagger)_{A_2 B_2} = \sum_{\beta_2=1}^{d_E d_S} (U_2)_{A_2 \beta_2} (\Sigma_2)_{\beta_2 \beta_2} (V_2^\dagger)_{\beta_2 B_2}, \quad (\text{C14})$$

where Σ_i is the diagonal matrix and U_i, V_i are the unitary matrices with $i = 1$ corresponding to \tilde{U} and $i = 2$ corresponding to \tilde{V}^\dagger . Define the projections

$$\pi(\tilde{U}) = U_1 V_1^\dagger, \quad (\text{C15})$$

$$\pi(\tilde{V}^\dagger) = U_2 V_2^\dagger. \quad (\text{C16})$$

7. Replace all nodes

$$\lambda_n \rightarrow \pi(\tilde{U})\pi(\tilde{V}^\dagger), \quad (\text{C17})$$

and the respective conjugates. This ensures unitarity and time-independence in the model. When this step is finished, one iteration is completed.

8. Go back to step 2 taking a different arbitrary pair of neighboring updated nodes. Repeat until the predicted ASF, \mathcal{F}_m , is close enough to the experimental ASF, $\mathcal{F}_m^{(\text{exp})}$, according to the ℓ_1 -norm,

$$\sum_{n=1}^m |\mathcal{F}_n - \mathcal{F}_n^{(\text{exp})}| \leq \sigma_T / \delta, \quad (\text{C18})$$

where $\delta \geq 1$ and σ_T is the sum of standard errors of the mean associated to each difference of ASF points, i.e. $\sigma_T = \sum_n |\sigma_n^{(\text{exp})} - \sigma_n|$, with individual $\sigma_n^{(\text{exp})}$ as given by the experiment, and σ_n those corresponding to the sampled gates used for the learned points; for the Clifford case, if the exact average in Eq. (B24) is employed, then all $\sigma_n = 0$.

Appendix D: Unitary constraint optimization

For self-containment and reader's convenience, we directly quote here the context given in [48].

Definition 4 in [48] (Stiefel Manifold): The complex Stiefel manifold $St(n, p)$ is the set

$$St(n, p) = \{X \in \mathbb{C}^{n \times p} : X^H X = \mathbb{1}\},$$

for $n \geq p$ and X^H is the Hermitian conjugate of X . This is our unitary constraint set when $n = p$.

Definition 5 in [48] (Projection): Let $X \in \mathbb{C}^{n \times p}$ be a rank p matrix. The projection operator $\pi : \mathbb{C}^{n \times p} \rightarrow St(n, p)$ onto the Stiefel manifold $St(n, p)$ is defined to be

$$\pi(X) = \arg \min_{Q \in St(n, p)} \|X - Q\|^2.$$

The following useful lemma follows immediately from the fact that $\|UXV\| = \|X\|$ if U and V are unitary.

Lemma 6 in [48]: If $U \in \mathbb{C}^{n \times n}$ and $V \in \mathbb{C}^{p \times p}$ are unitary matrices, then $\pi(UXV) = U\pi(X)V$.

Proposition 7 in [48]: Let $X \in \mathbb{C}^{n \times p}$ be a rank p matrix. Then, $\pi(X)$ is well defined. Moreover, if the SVD of X is $X = U\Sigma V^H$, then $\pi(X) = U\mathbf{1}_{n,p}V^H$.

Unitary matrix has full rank, truncated would still have full truncated row/column rank. Thus, \tilde{U} and \tilde{V}^\dagger in Eq. C13 are full rank matrices. From *Lemma 6* and *Proposition 7*, we claim Eq. C15 and Eq. C16 are the projection of \tilde{U} and \tilde{V}^\dagger .

Appendix E: Interpretation of outputs

1. Markovian noise model

The learned noise is an artificial matrix which reproduce a similar statistic of ASF data. But it has an interesting feature when learned from a Markovian noise model. The following is the learned Markovian noise rounding to 10^{-7} for the phase flip noise,

$$\begin{bmatrix} 0.977 - 0.002i & -0.2 - 0.075i & 0 & 0 \\ 0.2 - 0.075i & 0.977 & 0 & 0 \\ 0 & 0 & 1 & 0 \\ 0 & 0 & 0 & 1 \end{bmatrix}.$$

It corresponds to a direct sum of a unitary matrix and an identity. The upper left square is a unitary when checking the raw matrix,

$$\begin{bmatrix} 9.76909396e - 01 - 1.88659124e - 03i & -2.00029693e - 01 - 7.50506084e - 02i \\ 1.99891456e - 01 - 7.54180194e - 02i & 9.76911214e - 01 + 9.15991865e - 05i \end{bmatrix}.$$

To verify this is a common feature when learning from a Markovian noise model, we also check a Markovian amplitude damping noise model in a RB protocol with sequence length 40. The noise from our method rounding to 10^{-5} is

$$\begin{bmatrix} -0.8406 + 0.52257i & 0.13549 + 0.04416i & 0 & 0 \\ -0.02043 + 0.14103i & -0.84087 + 0.52214i & 0 & 0 \\ 0 & 0 & 1 & 0 \\ 0 & 0 & 0 & 1 \end{bmatrix}.$$

Again, from the raw matrix it is indeed an unitary,

$$\begin{bmatrix} -8.40603627e - 01 + 5.22568321e - 01i & 1.35492168e - 01 + 4.41561374e - 02i \\ -2.04332866e - 02 + 1.41033233e - 01i & -8.40870789e - 01 + 5.22138320e - 01i \end{bmatrix}.$$

Finally, we verified this with a depolarising noise model, which consistently displays the same feature.

2. Non-Markovian noise model

The noise unitary from the non-Markovian model in Section III B is

$$\begin{bmatrix} 0.991 & 0.054 - 0.058i & 0.054 - 0.058i & -0. - 0.066i \\ -0.061 - 0.058i & 0.991 & -0.007 - 0.06i & 0.054 - 0.058i \\ -0.061 - 0.058i & -0.007 - 0.06i & 0.991 & 0.054 - 0.058i \\ 0. - 0.053i & -0.061 - 0.058i & -0.061 - 0.058i & 0.991 \end{bmatrix}.$$

The corresponding learned non-Markovian noise rounding to 10^{-3} is

$$\begin{bmatrix} 0.997 & -0.078 - 0.021i & -0.016 & 0.002 - 0.001i \\ 0.079 - 0.021i & 0.995 & 0.046 & 0.018 - 0.004i \\ 0.012 + 0.001i & -0.048 - 0.001i & 0.999 + 0.002i & 0.009 - 0.001i \\ -0.004 - 0.001i & -0.018 - 0.003i & -0.009 - 0.001i & 1. - 0.002i \end{bmatrix},$$

They can both be seen as an identity plus a small noise matrix. The more precise matrix is provided here. It has too many digits to be displayed, but it is enough to check the unitarity up to 10^{-9} precision.

$$\begin{bmatrix} 0.996582 - 0.00013661i & -0.07812799 - 0.02128808i & -0.01616884 - 0.00028138i & 0.00205671 - 0.00117742i \\ 0.07874099 - 0.02131937i & 0.99540601 - 0.00016128i & 0.04647442 - 0.00035591i & 0.01839634 - 0.00371055i \\ 0.01242521 + 0.00069801i & -0.04775881 - 0.00077703i & 0.99874221 + 0.0019062i & 0.00856528 - 0.00078986i \\ -0.00368633 - 0.00108177i & -0.01777916 - 0.00347567i & -0.00938026 - 0.00093297i & 0.99978209 - 0.00199489i \end{bmatrix}.$$

3. The sudden jump in the cost function

We believe the sudden jump in the cost function might be caused by the way we impose the time-independent constraint (as we have discussed in the Discussion section in the main text, Section IV, relaxing this comes with other challenges). The following two examples show that the jump is a common issue. Fig. 4 is obtained by Adagrad optimizer with initial learning rate 0.001. Since the cost fluctuates, we pick up the noise after the 21th update and start the optimization with a much small learning rate. To our surprise, a small learning rate did not always fit the data better, it might update away from the minimum. But with initial learning rate 0.001001, a slightly bigger one, it is improved as shown in Fig. 5. This indicates that imposing the time-independent constraint while avoiding naively overfit the data and shortening the iterations, it makes the convergence unstable.

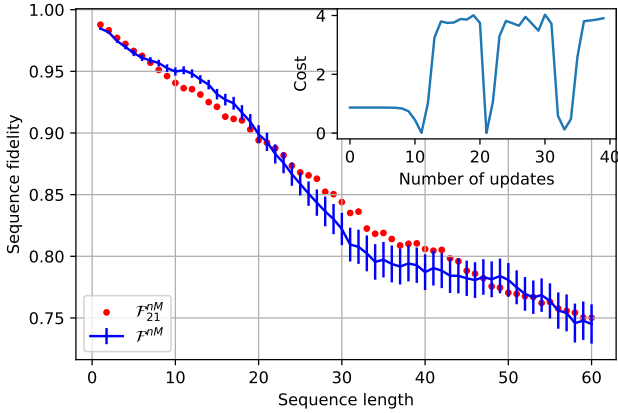


FIG. 4. **Learned ASF for two qubit fully non-Markovian spin noise model with Adagrad.** The blue line is the ASF from the non-Markovian noise model and the error bar is the standard deviation divided by square root of sample numbers. The red dots are the output of our method, obtained by Adagrad with initial learning rate 0.001. The superscript in \mathcal{F}_{21}^{nM} indicates the noise model and the subscript is the number of iterations to reach this result. The subplot shows the change of cost with iterations, the 21th iteration gives the ASF data shown in here.

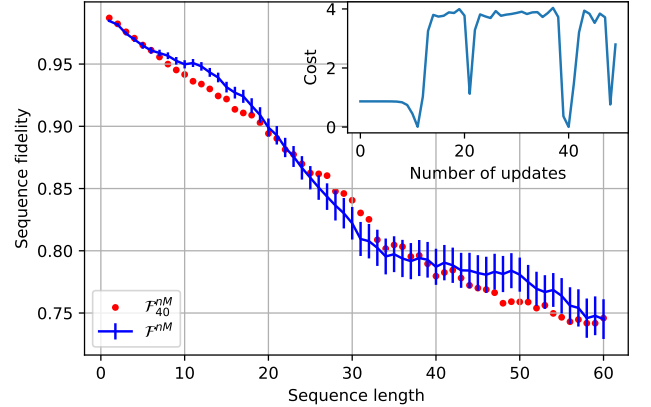


FIG. 5. **Starting from the 21th update with different learning rate.** The blue line is the ASF from the non-Markovian noise model and the error bar is the standard deviation divided by square root of sample numbers. The red dots are the output of our method, starting with the initial noise from the 21th update in Fig. 4. The result is obtained by Adagrad with initial learning rate 0.001001. The superscript in \mathcal{F}_{40}^{nM} indicates the noise model and the subscript is the number of iterations to reach this result. The subplot shows the change of cost with iterations, the 40th iteration gives the ASF data shown in here.