

# Recipe for Fast Large-scale SVM Training: Polishing, Parallelism, and more RAM!

Tobias Glasmachers  
Ruhr-University Bochum, Germany  
tobias.glasmachers@ini.rub.de

July 5, 2022

## Abstract

Support vector machines (SVMs) are a standard method in the machine learning toolbox, in particular for tabular data. Non-linear kernel SVMs often deliver highly accurate predictors, however, at the cost of long training times. That problem is aggravated by the exponential growth of data volumes over time. It was tackled in the past mainly by two types of techniques: approximate solvers, and parallel GPU implementations. In this work, we combine both approaches to design an extremely fast dual SVM solver. We fully exploit the capabilities of modern compute servers: many-core architectures, multiple high-end GPUs, and large random access memory. On such a machine, we train a large-margin classifier on the ImageNet data set in 24 minutes.

## 1 Introduction

In this paper we pick up a classic learning algorithm, the support vector machine (SVM). Despite the impressive successes of deep learning in particular in the areas of image and language processing, there are still many applications in which the data does not obey a spatial or temporal structure. Sometimes, data comes as a large table of unstructured features. This is where classic methods like ensembles and large margin classifiers shine. Such problems show up regularly in many application domains like material science, medicine, bioinformatics, and many more [3, 14, 16].

One of the arguably most successful methods for processing tabular data is the support vector machine (SVM) [5]. From a modern perspective, it is limited by one out of two factors. In its linear form, training is fast, but models are limited to linear combinations of features, which often precludes accurate predictors. In its non-linear or kernelized form, high accuracy can be achieved at the price of long training times, which scale roughly quadratic with the number  $n$  of data points. Since present-day data sets are orders of magnitude larger than what was common when SVMs were developed, this is a serious limiting factor for this otherwise highly valuable method.

The problem of long training times was a very active research topic for more than a decade, with considerable progress made. The most influential SVM implementation is for sure the seminal LIBSVM software [4]. It implements a variant of the sequential minimal optimization (SMO) method, a dual subspace ascent solver [17]. It is complemented by its spin-off LIBLINEAR [10],

a conceptually similar solver, specialized in training linear SVMs. These solvers still represent the state-of-the-art for sequential SVM training of exact solutions on a single CPU core.

Broadly speaking, there are two types of acceleration techniques going beyond LIBSVM: approximation schemes and parallel algorithms. Most approximations are based on the insight that restricting the extremely rich reproducing kernel Hilbert space induced by the kernel to a much smaller subspace often works well, in the sense that considerable computational gains can be achieved while sacrificing only very little predictive performance [23, 19]. This is particularly true if the subspace is picked in a data-driven manner [6, 26]. As an orthogonal development, parallel algorithms aim to overcome the inherently sequential nature of subspace ascent, either by employing primal (mini-batch) training [15], or by resorting to heuristics [25].

In this work, we aim to combine both approaches by designing a GPU-ready dual coordinate ascent algorithm for approximate SVM training. To this end, we leverage a low-rank approximation technique combined with a dual linear SVM solver. We add vectorization, multi-core, and GPU processing to the picture. We achieve considerable speed-ups by paying attention to the memory organization of our solver. While several SVM solvers implement a kernel cache, our low-rank technique combined with the large amount of RAM available in modern server machines allows for a complete pre-computation of the relevant matrices. We also implement a simplistic yet robust and effective shrinking method, as well as proper support for cross-validation and parameter tuning using warm starts. We present an extremely fast solver suitable for large-scale SVM training on multi-core systems with and without GPUs. In a nutshell, our contributions are

- a GPU-ready approximate dual solver for large-scale SVM training in minutes (instead of hours or days),
- a significantly better compute/memory trade-off through complete precomputation of a low-rank matrix factor, and
- an robust and effective shrinking technique.

After recalling SVMs in the next section, we summarize existing speed-up techniques. Then we present our method and its fast implementation. We demonstrate its power through an empirical comparison with existing solvers, and finally draw our conclusions.

## 2 Support Vector Machines

**Primal and Dual Form.** An SVM constructs a decision function of the form<sup>1</sup>  $f(x) \mapsto \langle w, \phi(x) \rangle$ . It is directly suitable for regression tasks, while its sign is considered for binary classification. Training is based on labeled data  $(x_1, y_1), \dots, (x_n, y_n) \in X \times Y$  and a kernel function  $k : X \times X \rightarrow \mathbb{R}$  over the input space  $X$ . The weight vector  $w^*$  is obtained by solving the (primal) optimization problem

$$\min_{w \in \mathcal{H}} P(w) = \frac{\lambda}{2} \|w\|^2 + \frac{1}{n} \sum_{i=1}^n \ell(y_i, f(x_i)), \quad (1)$$

where  $\lambda > 0$  is a regularization parameter,  $\ell$  is a loss function (usually convex in  $w$ , turning problem (1) into a convex problem), and  $\phi : X \rightarrow \mathcal{H}$  is an only implicitly defined feature map

---

<sup>1</sup>The angle brackets denote the inner product in the kernel-induced feature space. We drop the bias or offset term [22].

into the reproducing kernel Hilbert space  $\mathcal{H}$ , fulfilling  $\langle \phi(x), \phi(x') \rangle = k(x, x')$ . The representer theorem allows to restrict the solution to the form  $w = \sum_{i=1}^n \alpha_i y_i \phi(x_i)$  with coefficient vector  $\alpha \in \mathbb{R}^n$ , yielding  $f(x) = \sum_{i=1}^n \alpha_i y_i k(x, x_i)$ . Training points  $x_i$  with non-zero coefficients  $\alpha_i \neq 0$  are called support vectors. For further details we refer the reader to the excellent review [1].

For the simplest case of binary classification (with  $Y = \{\pm 1\}$ ), the equivalent dual problem [1] becomes

$$\max_{\alpha \in [0, C]^n} D(\alpha) = \mathbb{1}^T \alpha - \frac{1}{2} \alpha^T Q \alpha. \quad (2)$$

This is a box-constrained quadratic program, with the notations  $\mathbb{1} = (1, \dots, 1)^T$ ,  $C = \frac{1}{\lambda n}$ , and  $Q_{ij} = y_i y_j k(x_i, x_j)$ . Corresponding problems for regression and ranking are of a similar form. Multi-class problems can either be cast into a larger problem of the same type [9], or they are handled in a one-versus-one manner [4].

**SVM Training.** Dual decomposition solvers [4, 1] are the fastest method for training a non-linear SVM to high precision. In each iteration, they solve a small sub-problem of constant size, which can amount to coordinate ascent in case of problem (2). The sub-problem restricted to a single dual variable  $\alpha_i$  (a one-dimensional quadratic program) is solved by the truncated Newton step  $\alpha_i \leftarrow \max \{0, \min\{C, \alpha_i + \frac{1 - Q_{ii}\alpha_i}{Q_{ii}}\}\}$ , where  $Q_i$  is the  $i$ -th row of  $Q$ . In the simplest case (and in all solvers relevant to this work), the index  $i$  is chosen in a round-robin fashion, possibly in a randomized order. In elaborate solvers like LIBSVM, considerable speed-ups can be achieved by a technique called shrinking, which amounts to temporarily removing variables  $\alpha_i$  which remain at the bounds 0 or  $C$  and hence do not change for a long time. This technique can reduce the number of active variables to a small subset, in particular in the late phase of the optimization.

Most alternative solvers operate on the primal problem (1). This has advantages and disadvantages. On the pro side, even simplistic methods like mini-batch stochastic gradient descent (SGD) [20] can add parallelism in the sense that multiple data points can enter an update step. This is exploited by the Eigen-Pro solver [15]. On the con side, convergence is slow (although finite-sum acceleration techniques are applicable in some cases [11]), while dual solvers enjoy linear convergence [13]. Therefore, primal solvers find rough approximate solutions quickly, while dual methods are the method of choice when the large margin principle is taken serious, which requires a rather precise solution.

In any case, the iteration complexity is governed by the computation of  $f(x)$  (or equivalently, by the computation of a partial derivative of an update of the dual gradient), which is linear in the number of non-zero coefficients  $\alpha_i$ . Typically, for each non-zero coefficient, a kernel computation of cost  $\mathcal{O}(p)$  is required, where  $p$  is the dimension of the input space  $X \subset \mathbb{R}^p$ , or the average number of non-zeros for sparse data. The resulting complexity of  $\mathcal{O}(np)$  is a limiting factor for large-scale data, since the number of support vectors grows linearly with  $n$  [21]. In contrast, for linear SVM solvers, the iteration complexity is simply  $\mathcal{O}(p)$ , which is smaller by a factor of  $n$  (often in the order of  $10^5$  or more).

### 3 Speed-up Techniques

**Budgeted and Low-Rank Solvers.** The iteration complexity of most primal as well as dual solvers is tightly coupled to the number of non-zero summands in the weight vector  $w =$

$\sum_{i=1}^n \alpha_i y_i \phi(x_i)$ . Most approximate solvers significantly reduce the number of terms in one way or another. For a dataset with  $n = 10^6$  points, a typical subspace is of dimension  $B = 10^3$ , where  $B$  can be the budget or another parameter controlling the effective feature space dimension. Such a reduction can be interpreted as or even constructed through a low-rank approximation of the kernel matrix  $Q$ .

A low-rank method works well if and only if the optimal weight vector  $w^*$  is well preserved by the projection to the low-dimensional subspace, in the metric induced by  $Q$ . The fact that low-rank approximations aim to preserve the eigenspaces corresponding to large eigenvalues of  $Q$  explains why and when such approximations work well, namely when the spectrum of  $Q$  decays sufficiently quickly. For kernel-induced Gram matrices, this is usually the case, see [2, 15] and references therein.

Random Fourier Features [19] and related approaches approximate the most prominent directions of the kernel feature space  $\mathcal{H}$ . However, they can be inefficient since the approximation is performed *a priori*, i.e., without considering the data. Nyström sampling methods [26] address this issue by constructing a data-dependent subspace. In practice, this often amounts to simply reducing the available basis functions  $\phi(x_i)$  to a small random subset of the training points  $\{x_i\}$ . Budget methods go even further by making the subspace adaptive during training [6, 24]. This can be beneficial since in the end only a single direction needs to be represented in the feature space, namely the optimal weight vector  $w^*$ , which is however known (approximately) only in a late phase of the training process. Budget methods can be very efficient [18], but they are hard to parallelize due to their budget maintenance strategy, which usually amounts to merging support vectors [24].

Many different training schemes were designed along these lines. We can generally differentiate between two-stage methods in which the construction of the feature space and the training procedure are separated, and single-stage methods in which the two tasks are performed simultaneously. This distinction is generally useful, although it ignores a few variants like lazy learning schemes [12]. Generally speaking, two-stage methods like LLSVM [27] put considerable effort into constructing a suitable subspace and precomputing the projection of the feature vectors into that subspace. This has the advantage that the second stage reduces to training a *linear* SVM, which is relatively fast (although with an iteration complexity of  $\mathcal{O}(B)$  instead of  $\mathcal{O}(p)$ , usually with  $B > p$ , but still independent of  $n$ ). In contrast, single-stage approaches save the initial cost and pay the price of non-linear SVM training, in the hope that the initial saving amortizes. The latter strategy is generally applied by budget approaches.

**GPU-ready Parallel Solvers.** The first GPU-ready SVM solver with a significant impact was ThunderSVM [25]. It is a parallel dual subspace ascent method. Algorithmically, it simply performs the same computations as LIBSVM, but it executes many subspace ascent steps in parallel. The steps are damped in order to avoid overshooting, but since there does not seem to be any rigorous justification (like a convergence proof) for the method, it should be considered a heuristic. Yet, in practice, it works very reliably, and it represents considerable progress over LIBSVM’s sequential solver. To the best of our knowledge, it is the only GPU-ready SVM solver using a dual training scheme.

The EigenPro method [15] contrasts ThunderSVM in many aspects. The solver is based on modern deep learning frameworks (there are Tensorflow and PyTorch versions). Training is based on SGD on the primal problem. This naturally leverages opportunities for parallelism by

means of mini-batch gradient descent, which comes with convergence guarantees, although at a slower rate than dual methods. Moreover, EigenPro is already an approximate solver. It is based on eigen decomposition of a sub-matrix of  $Q$  (based on a random subset of the data, see Nyström sampling above). On this matrix it performs a whitening operation. This brings a decisive speedup, since it removes most of the ill-conditioning from the resulting optimization problem, which hence becomes much easier to solve with first order methods like SGD.

## 4 A Low-rank Parallel Dual SVM Solver

We aim to combine three types of approaches: (1) we would like to build on the fast convergence of dual solvers, (2) we would like to achieve the fast iteration complexity of budget and low-rank methods, and (3) we aim for an algorithm with GPU-friendly computations. Any combination of two out of three goals was already demonstrated in the past, see [18, 15, 25]. In the design of such a method, the following considerations and trade-offs need to be taken into account:

- The matrix  $Q$  is of size  $n \times n$ . For large data sets with millions of points, it does not fit into the RAM even of high-end server machines. Therefore, existing solvers either work with a (row/column-based) kernel cache, or they restrict training to chunks of data for a while, before moving on to the next chunk. However with a budget  $B \ll n$  in place, a factor  $G$  of a low-rank approximation of  $GG^T \approx Q$  is only of size  $n \times B$ . For  $B \approx 10^3$  and  $n \approx 10^6$ , such a matrix fits into the available memory of a laptop with 8 GB RAM. For server machines with large amounts of RAM, we can even afford two orders of magnitude more (e.g.,  $B \approx 10^4$  and  $n \approx 10^7$ ). At the time of writing (March 2022), our largest server machine is equipped with 512 GB of RAM, while current high-end GPUs come with up to 80 GB of RAM. In other words, a complete pre-computation of a low-rank factor  $G$  becomes feasible even for large<sup>2</sup> data sets.
- As a side effect, whitening the matrix  $GG^T$  comes nearly for free based on the eigen decomposition of a  $B \times B$  sub-matrix of  $Q$ , which is needed anyway for the computation<sup>3</sup> of the factor  $G$ . This is akin to the EigenPro method, but less relevant in our setting, since the dual coordinate ascent solver is not affected by the bad conditioning of the primal problem. On the other hand, it is relevant that for some data sets we find a highly skewed eigenvalue spectrum. As soon as the eigenvalues fall below a threshold close the machine precision times the largest eigenvalue, the subspaces are subject to strong numerical noise while contributing only minimally to the kernel computation. This allows us to drop such components, which further reduces the effective dimension (adaptively) and hence allows us to process even larger data sets.
- Pre-computing the kernel matrix precludes otherwise effective budget maintenance techniques like merging of support vectors, since merging alters  $Q$  (and hence  $G$ ) in a non-linear and kernel-dependent fashion. Therefore we settle on a fixed (yet data dependent) feature space representation based on a random sample. This turns out to be equivalent to the

---

<sup>2</sup>These are surely not be the largest data sets in existence, but they are definitely large by the standards of the SVM literature.

<sup>3</sup>A Cholesky decomposition is an attractive alternative at first glance, but since kernel matrices can be ill-conditioned, it regularly runs into numerical problems by requiring *strict* positive definiteness.

second-most attractive budget maintenance strategy: projection onto the remaining support vectors [24]. The difference is that all projections are pre-computed, hence avoiding an  $\mathcal{O}(B^3)$  operation per SMO step.

- The precomputation of  $G$  effectively turns our approach into a two-stage method. Performing a SMO step followed by a projection-based budget maintenance operation is exactly equivalent to performing a SMO step with an approximate kernel, which is given by  $GG^T$  instead of  $Q$ . The second stage indeed reduces to solving a linear SVM problem where the original data points are replaced with the rows of  $G$ .
- The excellent study [10] and also our own experience clearly indicate that dual methods are generally superior to primal SGD-based solvers for obtaining SVM solutions of high quality. Therefore we apply a dual coordinate ascent solver, despite the fact that it offers fewer opportunities for parallelization. This decision is made in the expectation that the faster convergence in combination with additional opportunities for parallelization make up for it.

As indicated above, a large number of approximate SVM training schemes was already proposed in the literature. Therefore it is not surprising that we arrived at a solution that is related to existing approaches. Our solver has conceptual similarity with the low-rank linearization SVM (LLSVM) [27], in the sense that it performs the same type of computations. LLSVM was proposed 10 years ago. Although the two-stage approach looks quite similar at first glance, there are major and highly relevant differences:

- LLSVM builds a model based on relatively few but carefully selected “landmark” points, by default 50. However, in our experience, the budget size should be in the order of hundreds or better thousands in order to achieve a sufficiently good approximation.
- LLSVM performs training by iterating over the data set only once, where linear SVM training proceeds in chunks of 50,000 points. In order to make good use of the precomputed kernel values, 30 epochs are performed within each chunk. Hence, each point is used exactly 30 times, irrespective of the achieved solution accuracy. In contrast, in our solver, a standard stopping criterion (similar to [10]) is employed to detect convergence.
- We remove the concept of chunks altogether and instead demand that the full matrix  $G$  fits into memory. This leverages the capabilities of today’s compute servers, simplifies the design, and maybe most importantly, it enables fast convergence to the optimal solution corresponding to the low-rank kernel represented by  $G$  and the application of a corresponding stopping criterion.
- We implement all steps of the solver in a multi-core and GPU-ready fashion.

**Algorithm Overview.** The resulting algorithmic steps with their two-stage organization are depicted in figure 1. We call the resulting algorithm *low-rank parallel dual (LPD) SVM*. For a GPU implementation, it is important to design all processing steps in such a way that they work in a streaming fashion, at least for cases in which  $G$  fits into CPU memory but not into GPU memory (this is similar to but not as restrictive as the chunking approach of LLSVM). The ability to split all computations into smaller chunks is also important when leveraging multi-GPU systems.

The multi-stage approach allows for considerable freedom. To this end, both stages (computation of  $G$  and linear SVM training) can be performed by CPU and GPU, at the discretion of the user. This also holds for the prediction step (not shown), which is absent in training, but active in the prediction, test, and cross-validation modes of our software.

**Shinking.** LIBSVM pays considerable attention to “details” like efficient caching and shrinking. Due to complete precomputation of  $G$ , we do not have a need for a kernel cache. However, shrinking plays an important role. The heuristic implemented in LIBSVM is known to be somewhat brittle, but it can be very effective when working well. We opt for a simplistic strategy: if a variable was not changed for  $k$  steps in a row (we use  $k = 5$ ) then we remove the variable from the problem, and we dedicate a fixed fraction  $\eta$  of the total computation time (say,  $\eta = 5\%$ ) to checking whether removed variables should be reconsidered. This heuristic turns out to be far more robust than LIBSVM’s strategy which lacks a systematic way of re-activating variables. We will see in the next section that shrinking considerably accelerates the linear SVM training phase.

**Cross Validation, Parameter Tuning, and Multi-Class Training.** In reality, we rarely train a single SVM. Kernel SVMs have parameters like the kernel bandwidth and the regularization parameter  $C$  (or  $\lambda$ ) which absolutely need tuning in order to deliver top performance. While powerful parameter tuning procedures based on (Bayesian) optimization are widely available, for low-dimensional problems like this, a simple grid search does the job. It brings the additional benefit that multiple SVMs are trained with the same kernel, which allows to reuse the matrix  $G$  and hence the complete first stage of the solver. The same applies to cross-validation: we simply fix the feature space representation once for the whole data set, pre-compute  $G$ , and only then sub-divide the data into folds.<sup>4</sup> Also, when searching a grid of growing values of  $C$ , we warm-start the solver from the optimal solution of the nearest value of  $C$  already completed. None of these techniques is novel, but they are rarely implemented, although they yield considerable

<sup>4</sup>While this proceeding may yield a slightly optimistic bias (since some basis vectors may stem from the validation set), it is perfectly suitable for parameter tuning (since all parameter settings profit in the same way), and offers a considerable computational advantage.

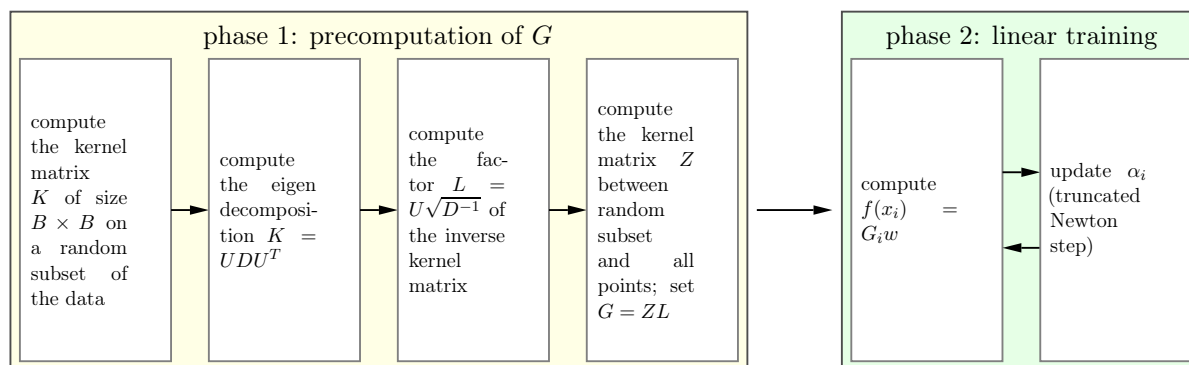


Figure 1: Algorithm design as a two-stage method.

speed-ups. In our solver their role goes well beyond pure convenience, since many linear training runs can share the first stage of the computation.

A further important point is the handling of classification problem with more than two classes. In this regard we follow the design of LIBSVM [4], which implements a one-versus-one approach. We do this for the following reason: one-versus-one means that independent SVMs are trained to separate each pair of classes. What sounds like an immense burden at first, since the number of pairs grows quadratically with the number of classes, is more than alleviated by the fact that the sub-problems are relatively small. Moreover, creating independent sub-problems is a welcome opportunity for parallelization. For an in-depth discussion of the pros and cons of this approach we refer the interested reader to [8]. In our experiments we demonstrate high efficiency of this scheme on problems with up to 1000 classes, corresponding to roughly half a million pairs of classes.

**Multi-core and GPU Implementation.** Our implementation uses parallelism at three levels: vectorization within each single CPU core (implemented by the highly optimized Eigen C++ library<sup>5</sup>), multi-core parallelism (using OpenMP<sup>6</sup>), and GPU parallelism (using CUDA<sup>7</sup>). For the latter technology, we distinguish between a single streaming multiprocessor (SM) and a full GPU. We even implement multi-GPU support for problems where it makes sense, i.e., if there is sufficient opportunity for parallelism.

In the first stage of computing  $G$ , the computationally heavy steps are batch kernel computation, eigen decomposition, and matrix-matrix products. All of these are extremely efficient on the GPU, using our own CUDA kernels, the cuSOLVER library, and the cuBLAS library, respectively. On the CPU, we rely on Eigen, and we distribute chunks to multiple CPU cores using OpenMP. For all of these steps, the GPU turns out to be far superior to the CPU.

Sadly, ThunderSVM and EigenPro seem to lack proper support for sparse data, which is commonly encountered in the SVM context. For EigenPro (relying on deep learning software backends) this is understandable, since the focus is on images and similar data, which is usually dense. However, also ThunderSVM converts data to a dense format for kernel computations. The simple reason is that for most general-purpose kernels in common use (polynomial, Gaussian and hyperbolic tangent), batch kernel operations require a matrix-matrix multiplication at their core. It seems that only specific cases of such products are implemented in existing GPU libraries, including cuSPARSE. In our solver, we implemented all kernel operations based on efficient sparse matrix products. For CPU-based processing we rely on the Eigen C++ library, while for (far more efficient) GPU-based processing, we implemented sparse matrix products as custom CUDA kernels.

In the second stage of linear SVM training, the trade-offs turn out to be quite different. In contrast to ThunderSVM, all kernels are precomputed in the first stage. This is a logical and efficient step, but it removes most opportunities for parallelism. While ThunderSVM needs to process  $n \cdot p$  floating point values per data points (where  $p$  is the dimension of the input space  $X \subset \mathbb{R}^p$ ), we only need to handle  $B$  values. Although removing opportunities for parallelism, this is still a great acceleration, since the old wisdom that the fastest computation is the one that does not run at all still holds.

---

<sup>5</sup><https://eigen.tuxfamily.org/>

<sup>6</sup><https://www.openmp.org/>

<sup>7</sup><https://developer.nvidia.com/>



As a result, a single SMO (coordinate ascent) step runs extremely fast on a single CPU in a fully vectorized fashion. The corresponding GPU implementation is somewhat slowed down by the need for a parallel reduction operation. Also, the relatively low amount of parallelism precludes the use of more than one SM on the GPU, since a single SM can maintain the current weight vector in its fast scratchpad memory, while the communication cost of multiple SMs would slow down the extremely fast SMO loop. For current CUDA architectures this means that a total of “only” 1024 threads cooperate by computing  $B$  summands per data point or dual variable. To make the orders of magnitude clear: in our solver, for a realistic value like  $B = 10^3$ , each CPU core performs several *million* coordinate ascent steps per second. At that pace, multi-core communication would incur an unacceptable overhead, and the same holds when communicating between multiple SMs within a GPU.

This leaves us with the (luxury) problem of fully leveraging server GPUs, which come with more than 100 SMs each. With a single training run of a binary classification problem this is simply not possible, and CPU-based training should be preferred. However, when performing even only a tiny  $5 \times 5$  grid search using 10-fold cross validation on a 10-class dataset like MNIST, we need to train a total of  $5 \times 5 \times 10 \times \binom{10}{2} = 11,250$  binary SVMs: one for each parameter vector, one for each hold-out set, and one for each pair of classes. This is far more parallelism than we need to fully exploit even multiple GPUs at the same time, while the first stage needs to run only five times (once for each kernel parameter).

Making predictions is relatively fast compared with training. One decisive difference is that predictions can be computed in parallel, so that for this task, the GPU is vastly superior to the CPU. Our implementation therefore defaults to the following behavior: computation of  $G$  and prediction are performed by the GPU and SMO training runs on the CPU. This is confirmed in the next section as a solid default.

**Recipe.** In summary, our approach has conceptually close predecessors in the existing literature, which we polish up far beyond aesthetics by adding shrinking, a meaningful stopping criterion, warm starts, and proper support for cross-validation and parameter tuning. We put considerable effort into exploiting parallelism in all stages of the solver on CPU and GPU. Finally, we arrive at quite different trade-offs than older solvers through a combination of large available memory and memory saving techniques, in particular the low-rank approach, and by discarding small eigen values. This is how we arrive at the recipe “*polishing, parallelism, and more RAM*” for fast large-scale SVM training.

## 5 Experimental Evaluation

The main evidence for the value of our methodology is of empirical nature. We present experimental results to answer the following research questions:

- How fast is our approach compared with existing solvers?
- How scalable is our approach, in particular for multi-class problems?
- How do the various computational components perform on multi-core CPUs and on high-end GPUs?
- How does shrinking impact performance?

data set	file size	# classes	size $n$	budget $B$	regular. $C$	kernel $\gamma$
Adult (a9a)	2.3 MB	2	32,561	1,000	$2^5$	$2^{-7}$
Epsilon	12 GB	2	400,000	10,000	$2^5$	$2^{-4}$
SUSY	2.4 GB	2	5,000,000	1,000	$2^5$	$2^{-7}$
MNIST-8M	12 GB	10	8,100,000	10,000	$2^5$	$2^{-22}$
ImageNet	59 GB	1000	1,281,167	1,000	$2^4$	$2^{-24}$

Table 1: Data sets used in this study, including tuned hyperparameters.

**Experimental Setup.** We trained SVMs on one mid-sized and four large data sets, see table 1. The first four data sets are available from the LIBSVM website.<sup>8</sup> The ImageNet data set [7] can be obtained for free for non-commercial research.<sup>9</sup> We turned it into an SVM training problem by propagating the images through a pre-trained VGG-16 network (shipped with keras) and extracting the activations of the last convolution layer, which is of dimension 25,088. The resulting feature vectors are sparse due to the ReLU activation function.

We used the Gaussian kernel  $k(x, x') = \exp(-\gamma\|x - x'\|^2)$  in all experiments. The hyperparameters  $C$  and  $\gamma$  were tuned with grid-search and cross-validation.

All timings were measured on a compute server with 512 GB of RAM, two Intel Xeon 4216 CPUs (up to 64 concurrent threads), and four NVIDIA A100 GPUs (40 GB RAM each).

In the spirit of open and reproducible research, our software is available under a permissive open-source BSD-3-clause license.<sup>10</sup>

**Comparison with Existing Solvers.** We aimed to compare with the following solvers: ThunderSVM,<sup>11</sup> EigenPro,<sup>12</sup> and LLSVM.<sup>13</sup> However, we failed to make (the PyTorch version of) EigenPro deliver meaningful results beyond the built-in MNIST example. On the chosen data sets, it seems to be quite sensitive data scaling, resulting in numerical instability. Despite our disappointment, we had to exclude EigenPro from the comparison. We therefore present performance data for ThunderSVM, LLSVM, and our own method LPD-SVM in table 2. The same data is displayed graphically in figure 2.

First of all, while being quite fast (provided that only a single CPU core is used), LLSVM fails to deliver sufficiently accurate solutions. On the Epsilon problem, it consistently yields guessing accuracy (50% error). This is for its non-adaptive stopping rule, which does not check for convergence. It is of course easy to be fast if the job is not complete. This seems to be the case for LLSVM.

In terms of accuracy, LPD-SVM comes quite close to the (nearly exact) solutions obtained by ThunderSVM. On the Epsilon problem, we pay for the budget approximation with an increase of the error of a bit more than one percent, while in the other cases, error rates are quite close.

<sup>8</sup><https://www.csie.ntu.edu.tw/~cjlin/libsvmtools/datasets/>

<sup>9</sup><https://www.image-net.org/>

<sup>10</sup><https://github.com/TGlas/LPD-SVM>

<sup>11</sup><https://github.com/Xtra-Computing/thundersvm>

<sup>12</sup><https://github.com/EigenPro>

<sup>13</sup><https://github.com/djurikom/BudgetedSVM>

<b>solver</b>	<b>indicator</b>	<b>Adult</b>	<b>Epsilon</b>	<b>SUSY</b>	<b>MNIST-8M</b>	<b>ImageNet</b>
LLSVM	training	1.51	48.38	71.93	—	—
	prediction	0.25	23.84	29.98	—	—
	error	27.3	50.0	27.52	—	—
ThunderSVM	training	2.25	5,315	14,604	7,517	> 42 hours
	prediction	1.42	470.51	5,128	11.07	—
	error	14.92	8.70	19.99	0.95	—
LPD-SVM	training	2.11	89.86	197.64	868	1,402.86
	prediction	1.62	12.94	1.22	2.08	36.22
	error	14.77	9.85	20.08	1.20	37.52

Table 2: Performance results of the different solvers: training and prediction time (seconds), and classification error (in percent). LLSVM is not applicable to data sets with more than two classes. ThunderSVM training on ImageNet stopped after 42 hours with an out-of-memory error. At that point, training was about 83% complete. For LLSVM, we observed huge random deviations of predictive performance (about  $\pm 13.6\%$  for Adult and about 4.6% for SUSY). In the table, we report mean values. Also the best values are not competitive compared with the other solvers.

This slight loss of predictive performance is expected and in line with the general experience with low-rank approximations in the SVM literature.

At the same time, LPD-SVM systematically outperforms ThunderSVM in terms of speed, both at training and at prediction time. This is particularly true for the large data sets where the low-rank approach makes a decisive difference by lowering the iteration complexity considerably. We see experimentally that the net difference is roughly one to two orders of magnitude. For the simple scenario of training a single SVM classifier, the GPU cannot be fully utilized during training. Hence, the speed-up over ThunderSVM is fully attributed to the low-rank approach.

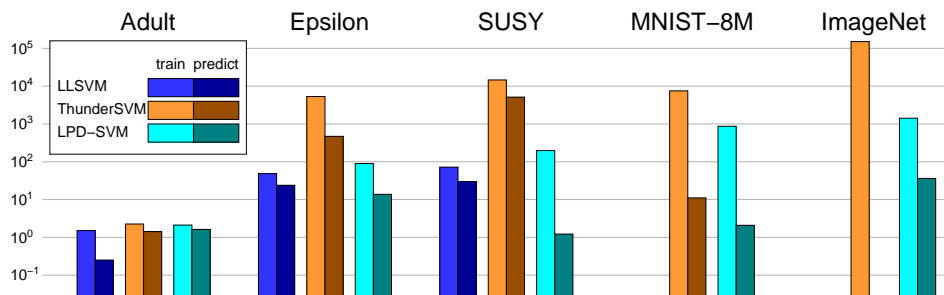


Figure 2: Plot of the timing data from table 2 on a logarithmic scale.

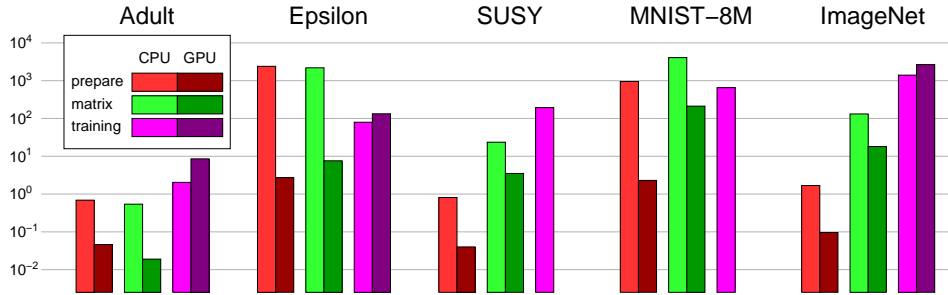


Figure 3: Timing breakdown into the three stages “preparation” (red; first three steps in figure 1), “computation of the matrix  $G$ ” (green; step four in figure 1), and “linear SVM training” (magenta), on CPU (bright) and GPU (dark). All durations are in seconds, depicted on a logarithmic scale. For two data sets, training times on the GPU are missing since the matrix  $G$  does not fit into GPU memory.

**Multi-Class SVM Training.** We did not achieve a competitive error rate on the ImageNet problem (the VGG-16 network performs better). Here, we are mostly interested in investigating the scaling of our solver to problems with many classes. Indeed, it takes LPD-SVM only about 24 minutes to train nearly half a million large-margin classifiers. This corresponds to less than 3 milliseconds per binary problem. It seems safe to conclude that—at least computationally—the one-versus-one approach is very well suited for training large-scale SVMs.

**CPU vs. GPU Performance.** When looking at the specifications of modern server CPUs and GPUs then one would expect the GPU to clearly dominate. However, despite our effort of implementing an efficient SMO solver natively on the GPU with custom CUDA kernels, CPUs are still a better match for the inherently sequential dual algorithm than GPUs. In our empirical data, the CPU wins the race on both data sets where  $G$  fits into GPU memory, and in the other three cases GPU-based training is not an option at all. The GPU cannot play its strengths for the simple reason that the SMO loop is memory-bound, not compute-bound (it is dominated by computing inner products of vectors of dimension  $B$ , which is a far too low dimension for the GPU). While the GPU has a larger net memory throughput, the CPU has a faster clock speed, more efficient caches, and a very effective pre-fetching mechanism.

That being said, the overall role of the GPU must not be under-estimated. It vastly reduces the cost for preparing the matrix  $G$ , which can otherwise be the dominant cost on the CPU, and it also speeds up predictions. This way, the two types of processors (CPU and GPU) contribute jointly to fast training. If any of the two is dropped then the overall training times increase significantly.

Figure 3 gives a more detailed picture by breaking down the timings of the different stages for GPU and CPU. It becomes clear that the GPU is far more suitable for the preparation of  $G$  and for making predictions, while the CPU outperforms the GPU for SMO training. This holds true even for the Imagenet problem where all  $4 \times 108 = 432$  GPU processors are running SMO loops in parallel, as compared with 64 CPU cores.

It can also be observed that the trade-offs presented by the two-stage approach differ quite

	<b>Adult</b>	<b>Epsilon</b>	<b>SUSY</b>	<b>MNIST-8M</b>
total time	247.43	2,837	28,163	84,600
time per binary problem	0.99	11.34	112.65	7.52
speed-up	$\times 2.1$	$\times 7.3$	$\times 1.75$	$\times 2.6$

Table 3: Timings of the hyperparameter search and cross-validation experiments. All times are in seconds.

significantly between data sets, and depending on whether computations are carried out on CPU or GPU. When using the GPU then the first stage is generally faster than the second stage, which means that the investment made in the first stage amortizes. However, when solving the Epsilon problem completely on the CPU, this is not so clear, since the computation of  $G$  takes the lion’s share of the time.

**Shrinking.** We evaluate our shrinking algorithm by simply turning it on or off and measuring the optimization time. In order to achieve clean results, we restrict time measurements to the second phase (SMO training). Based on prior experience, we expect shrinking to yield a speed-up in general, but on the other hand, wrong shrinking decision can cost performance. It turns out that shrinking is a complete game-changer: without shrinking, the training time for the Adult data increases by factor 220, while for Epsilon it increases by factor of 350. Due to excessive training times, we did not perform the test for all data sets. This impressive speed-up is in part due to the fact that after removing many variable for fine tuning in the late phase of the optimization, at memory demand for the relevant sub-matrix of  $G$  reduces and the processor cache becomes for effective.

**Parameter Tuning and Cross-Validation.** We tested the ability of our solver to support hyperparameter grid search and cross-validation as follows. For  $\log_2(C)$ , we defined the grid  $\{0, 1, \dots, 9\}$ , and we varied  $\log_2(\gamma)$  in the range  $\{g^* - 2, g^* - 1, g^*, g^* + 1, g^* + 2\}$ , where  $g^* = \log_2(\gamma^*)$  is the optimal value, see the rightmost column of table 1. For each hyperparameter setting, we performed 5-fold cross validation. Hence, we trained a total of  $N = 250 \cdot \binom{c}{2}$  binary SVMs, where  $c$  is the number of classes of the problem. The results are found in table 3. It lists the total time, the time per binary problem (the first value divided by  $N$ ), and the speed-up, which is estimated from the training time from table 2 divided by the time per binary problem.

The speed-up is around a factor of two in most cases, and more than seven for the Epsilon data. This is in part because the first stage needs to run only five times (once for each value of  $\gamma$ ), while previous computations can be reused for the remaining  $N - 5$  training runs. This reuse of the precomputation of  $G$  is only responsible for one part of the speed-up, while another part comes from warm-starts with solutions corresponding to smaller values of  $C$ , and from a better utilization of the compute resources (cores).

**Discussion.** Our experimental findings answer our research questions as follows. The proposed LPD-SVM is extremely fast, with a speed-up of roughly one to two orders of magnitude over ThunderSVM on large problems. This is despite the fact that the SMO loop runs on the

CPU. LPD-SVM suffers only a minimal increase of error rates due to the budget approach. It scales very well to multi-class problems with many classes. We see performance gains from properly implemented cross-validation and grid search, and our shrinking algorithm turns out to be extremely effective. We believe that these results are a valuable addition to the state of the art, and that our solver provides an interesting alternative existing SVM software.

## 6 Conclusion

We have presented a GPU-ready SVM solver optimized for compute servers, called *Low-rank Parallel Dual* (LPD) SVM. It fits into the common framework of low-rank or budgeted schemes for approximate SVM training. It takes the typical capabilities of modern server machines into account: large random access memory, many-core CPUs, and high-end server GPUs. We demonstrate its potential on a number of large-scale data sets, achieving state-of-the-art results.

### 6.0.1 Acknowledgements

This work was supported by the Deutsche Forschungsgemeinschaft under grant number GL 839/7-1.

## References

- [1] Bottou, L., Lin, C.J.: Support vector machine solvers (2006)
- [2] Braun, M.L.: Accurate error bounds for the eigenvalues of the kernel matrix. *The Journal of Machine Learning Research* **7**, 2303–2328 (2006)
- [3] Byvatov, E., Schneider, G.: Support vector machine applications in bioinformatics. *Applied bioinformatics* **2**(2), 67–77 (2003)
- [4] Chang, C.C., Lin, C.J.: LIBSVM: A library for support vector machines. *ACM Trans. Intell. Syst. Technol.* **2**(3) (2011)
- [5] Cortes, C., Vapnik, V.: Support-vector networks. *Machine learning* **20**(3), 273–297 (1995)
- [6] Dekel, O., Singer, Y.: Support vector machines on a budget. MIT Press (2007)
- [7] Deng, J., Dong, W., Socher, R., Li, L.J., Li, K., Fei-Fei, L.: ImageNet: A large-scale hierarchical image database. In: *IEEE conference on computer vision and pattern recognition (CVPR)*. pp. 248–255 (2009)
- [8] Doğan, Ü., Glasmachers, T., Igel, C.: A unified view on multi-class support vector classification. *Journal of Machine Learning Research* **17**(45), 1–32 (2016)
- [9] Doğan, Ü., Glasmachers, T., Igel, C.: A unified view on multi-class support vector classification. *Journal of Machine Learning Research (JMLR)* **17**(45), 1–32 (2016)
- [10] Fan, R.E., Chang, K.W., Hsieh, C.J., Wang, X.R., Lin, C.J.: LIBLINEAR: A library for large linear classification. *J. Mach. Learn. Res.* pp. 1871–1874 (2008)

- [11] Glasmachers, T.: Finite sum acceleration vs. adaptive learning rates for the training of kernel machines on a budget. In: NIPS workshop on Optimization for Machine Learning (2016)
- [12] Kecman, V., Brooks, J.P.: Locally linear support vector machines and other local models. In: The 2010 International Joint Conference on Neural Networks (IJCNN). pp. 1–6. IEEE (2010)
- [13] Lin, C.J.: On the convergence of the decomposition method for support vector machines. *IEEE Transactions on Neural Networks* **12**(6), 1288–1298 (2001)
- [14] Lu, W.C., Ji, X.B., Li, M.J., Liu, L., Yue, B.H., Zhang, L.M.: Using support vector machine for materials design. *Advances in Manufacturing* **1**(2), 151–159 (2013)
- [15] Ma, S., Belkin, M.: Diving into the shallows: a computational perspective on large-scale shallow learning. *Advances in Neural Information Processing Systems* **30** (2017)
- [16] Ma, Y., Guo, G.: Support vector machines applications, vol. 649. Springer (2014)
- [17] Osuna, E., Freund, R., Girosi, F.: An improved training algorithm of support vector machines. In: *Neural Networks for Signal Processing VII*. pp. 276 – 285 (1997)
- [18] Qaadani, S., Schäfer, M., Glasmachers, T.: Dual SVM training on a budget. In: *Proceedings of the 8th International Conference on Pattern Recognition Applications and Methods*. SCITEPRESS - Science and Technology Publications (2019)
- [19] Rahimi, A., Recht, B.: Random features for large-scale kernel machines. In: *Advances in neural information processing systems*. pp. 1177–1184 (2008)
- [20] Shalev-Shwartz, S., Singer, Y., Srebro, N.: Pegasos: Primal estimated sub-gradient solver for SVM. In: *Proceedings of the 24th International Conference on Machine Learning*. pp. 807–814 (2007)
- [21] Steinwart, I.: Sparseness of support vector machines. *Journal of Machine Learning Research* **4**, 1071–1105 (2003)
- [22] Steinwart, I., Hush, D., Scovel, C.: Training SVMs without offset. *Journal of Machine Learning Research* **12**(Jan), 141–202 (2011)
- [23] Tsang, I.W., Kwok, J.T., Cheung, P.M., Cristianini, N.: Core vector machines: Fast SVM training on very large data sets. *Journal of Machine Learning Research* **6**(4) (2005)
- [24] Wang, Z., Crammer, K., Vucetic, S.: Breaking the curse of kernelization: Budgeted stochastic gradient descent for large-scale SVM training. *J. Mach. Learn. Res.* **13**(1), 3103–3131 (2012)
- [25] Wen, Z., Shi, J., Li, Q., He, B., Chen, J.: ThunderSVM: A fast SVM library on GPUs and CPUs. *The Journal of Machine Learning Research* **19**(1), 797–801 (2018)

- [26] Yang, T., Li, Y.F., Mahdavi, M., Jin, R., Zhou, Z.H.: Nyström method vs. random fourier features: A theoretical and empirical comparison. In: Advances in neural information processing systems. pp. 476–484 (2012)
- [27] Zhang, K., Lan, L., Wang, Z., Moerchen, F.: Scaling up kernel SVM on limited resources: A low-rank linearization approach. In: Artificial intelligence and statistics. pp. 1425–1434. PMLR (2012)