

AI for CSI Feedback Enhancement in 5G-Advanced and 6G

Jiajia Guo, *Graduate Student Member, IEEE*, Chao-Kai Wen, *Senior Member, IEEE*,
Shi Jin, *Senior Member, IEEE*, and Xiao Li, *Member, IEEE*

Abstract—The 3rd Generation Partnership Project has started the study of Release 18 in 2021. Artificial intelligence (AI)-native air interface is one of the key features of Release 18, where AI for channel state information (CSI) feedback enhancement is selected as the representative use case. This article provides a comprehensive overview of AI for CSI feedback enhancement in 5G-Advanced and 6G. The scope of the AI for CSI feedback enhancement in 5G-Advanced, including overhead reduction, accuracy improvement, and channel prediction, is first presented and discussed. Then, three representative frameworks of AI-enabled CSI feedback, including one-sided implicit feedback, two-sided autoencoder-based implicit feedback, and two-sided explicit feedback, are introduced and compared. Finally, the considerations in the standardization of AI for CSI feedback enhancement, especially focusing on evaluation, complexity, collaboration, generalization, information sharing, joint design with channel prediction, and reciprocity, have been identified and discussed. This article provides a guideline for the standardization study of the AI-based CSI feedback enhancement.

I. INTRODUCTION

IN June 2022, the 3rd Generation Partnership Project (3GPP) completed the latest release of the fifth generation (5G) cellular networks, namely, Release 17, which is the last version of the first stage of 5G evolution. With the functional freeze of Release 17, 3GPP started the plan of Release 18, the first release of the second stage of 5G evolution, namely, 5G-Advanced [1], [2]. Artificial intelligence (AI) is regarded as one of the key features of 5G-Advanced and the sixth generation (6G) cellular networks, and it will trigger a paradigm shift and lay a strong foundation for 5G-Advanced and 6G [1]–[3]. AI-enabled radio access networks have been investigated in Release 17 [4]. However, the AI-native air interface is not involved in the study scope of Release 17. In December 2021, a new study item on AI-native air interface is proposed in Release 18 [5]. This study item aims to explore the benefits of embracing AI to the air interface, including performance improvement and complexity reduction. Moreover, this study focuses on assessing the performance of the AI-native air interface compared with the traditional methods and its specification impacts, establishing a common AI framework for AI-native air interface, and identifying what is required in an AI-native air interface. The use case-driven approach is employed for this item, and three representative use cases,

including channel state information (CSI) feedback enhancement, beam management, and position accuracy enhancement, are selected to investigate the performance, complexity, and potential specification impacts of an AI-native air interface [5].

Herein, we focus on the first use case, that is, AI for CSI feedback enhancement. Massive multiple-input and multiple-output (MIMO), which equips the base station (BS) with a large number of antennas, can considerably improve the system performance and is one of the key enabling technologies in 5G. However, the benefit of massive MIMO is based on the knowledge of downlink CSI. In frequency division duplexing (FDD) massive MIMO systems, the user equipment (UE) needs to feedback the downlink CSI to the BS through the uplink control link because of the lack of channel reciprocity. The feedback overhead is substantial due to the high dimension of CSI in massive MIMO systems. Codebook-based and compression sensing (CS)-based CSI feedback strategies are introduced to reduce feedback overhead. However, the feedback accuracy and algorithm complexity cannot satisfy the system requirement, thereby hurdling the development of the FDD mode in 5G and beyond. Recently, AI has been introduced to CSI feedback by [6]. The AI-enabled CSI feedback learns to automatically compress and reconstruct CSI and considerably improves the feedback accuracy compared with codebook- and CS-based feedback algorithms. AI-enabled CSI feedback has been selected as a use case in [5] because of its excellent performance, supported by around 50 companies. However, many problems need to be clarified and solved before deploying AI-enabled CSI feedback to practical systems.

This article first investigates the scope of AI for CSI feedback enhancement in 5G-Advanced. Then, several representative AI-enabled feedback frameworks, such as one-sided and two-sided architectures, are introduced and compared, and some simulation results are provided. Lastly, the considerations in the standardization of AI-enabled CSI feedback are provided and discussed.

The rest of the article is organized as follows. Section II describes the scope of AI-enabled CSI feedback enhancement in 5G-Advanced and presents and compares several representative AI-enabled CSI feedback frameworks. Section III introduces the main considerations in the standardization of AI for CSI feedback enhancement. Finally, Section IV concludes this article.

Jiajia Guo, Shi Jin, and Xiao Li are with the National Mobile Communications Research Laboratory, Southeast University, Nanjing, 210096, P. R. China (email: jiajiagu@seu.edu.cn, jinshi@seu.edu.cn, li_xiao@seu.edu.cn).

Chao-Kai Wen is with the Institute of Communications Engineering, National Sun Yat-sen University, Kaohsiung 80424, Taiwan (e-mail: chaokai.wen@mail.nsysu.edu.tw).

II. SCOPE AND REPRESENTATIVE FRAMEWORKS OF AI FOR CSI FEEDBACK ENHANCEMENT

The scope of AI for CSI feedback enhancement is presented in this section. Then, three representative AI-enabled CSI feedback frameworks introduced and compared.

A. Scope of AI for CSI Feedback Enhancement in 5G-Advanced

Discrete Fourier transform (DFT) codebook-based CSI feedback methods, namely, the Type I and Type II codebooks, are adopted in 5G new radio (NR) [7]. The main challenges of the CSI feedback include occupying substantial uplink bandwidth, low reconstruction accuracy at the BS, and channel aging. Therefore, the main scope of AI for CSI feedback enhancement in the study item [5] involves overhead reduction, accuracy improvement, and channel prediction. The scope is introduced in detail as follows.

1) *Overhead Reduction*: The feedback accuracy of the codebook-based CSI feedback improves at the expense of a large number of feedback overheads. In a 5G NR, the Type II codebook is adopted in the multi-UE scenario, where a much more accurate CSI is needed to reduce the interference among different UEs compared with the Type I codebook adopted in the single-UE scenario [7]. For example, the feedback bit number is around 300 when the antenna numbers of the BS and the UE are 32 and 4, respectively, and the subband number is 13 (additional details can be found in [8]). This feedback overhead occupies substantial resources of the uplink control channel. Therefore, the AI-enabled CSI feedback is expected to reduce the feedback overhead without an accuracy drop.

2) *Accuracy Improvement*: The downlink performance greatly depends on the quality of the downlink CSI obtained at the BS. However, the feedback accuracy in practical systems does not meet the requirement of future communication systems. Generalized cosine similarity (GCS), ρ , is widely used to evaluate the CSI feedback performance. According to [8], the GCS of the Type I codebook adopted in the single-UE scenario is only 0.76. The accuracy of the codebook-based feedback is low and unavoidably leads to a throughput drop in downlink transmission. Therefore, developing an AI-enabled feedback method, which considerably improves the feedback accuracy without overhead increase, is essential.

3) *Channel Prediction*: The speed of the UE mobility is high in some cases. For example, the speed of the high-speed train is up to 350 km/h, where the propagation environment rapidly changes. In these high-speed cases, the channel aging seriously harms the downlink transmission performance even when the downlink CSI is perfectly fed back to the BS. Therefore, channel prediction needs to be considered when AI is introduced to CSI feedback enhancement.

B. Three Representative Frameworks

Many novel AI-enabled technologies are introduced and studied in the past few years. However, these technologies cannot be immediately deployed to practical systems. The technologies that need no/few modifications to the existing

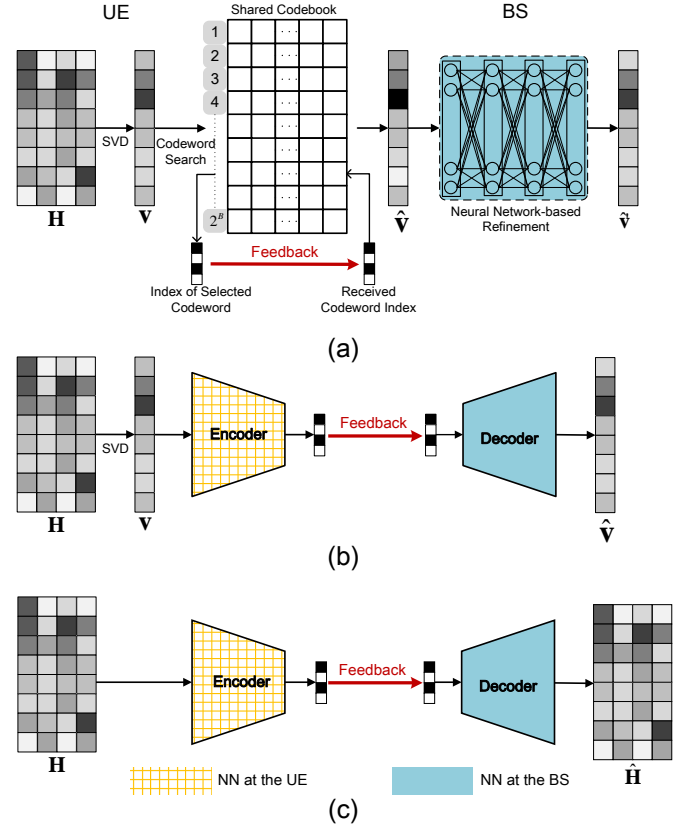


Fig. 1. Three representative frameworks of AI for CSI feedback, including (a) one-sided refinement for implicit CSI feedback, (b) two-sided enhancement for implicit CSI feedback, and (c) two-sided enhancement for explicit CSI feedback.

systems are prioritized in 5G-Advanced. Meanwhile, the technologies, such as autoencoder end-to-end communications, which need to totally change the existing systems, will be studied in 6G and beyond. Reference [3] divided the technologies in AI-native air interface into three types: replacing single communication modules, designing several modules jointly with AI, and totally changing the existing block-by-block communication framework. Based on [3], the existing frameworks of AI for CSI feedback enhancement are divided into three types, including one-sided refinement and two-sided enhancement for implicit CSI feedback and two-sided enhancement for explicit CSI feedback, as shown in Fig. 1.

1) *AI-enabled One-sided Refinement for Implicit CSI Feedback*: Fig. 1(a) shows the framework of the AI-enabled one-sided refinement for CSI feedback, which does not need to change the existing feedback framework and is easy to deploy [9]. Once the BS is installed, the environment around the BS remains stable for a long time. Given that the wireless channels greatly depend on the propagation environment, the channel of a certain cell shows certain characteristics, which can be regarded as environmental knowledge. AI is a good tool that extracts and utilizes the environmental knowledge to help CSI feedback via end-to-end learning.

Specifically, the UE first performs singular value decomposition on the downlink CSI (\mathbf{H}) to produce the eigenvectors, that is, precoding matrix (\mathbf{V}) [8]. The UE feedbacks

TABLE I
GCS COMPARISON BETWEEN THE SECOND FRAMEWORK (IMPLICITNET)
AND TYPE II CODEBOOK [10]

Methods	Feedback Bit Number	GCS
Type II Codebook	327	0.920
ImplicitNet	48	0.960
	72	0.966
	96	0.984
	144	0.991
	192	0.992
	288	0.994

the precoding matrix with the codebook shared by the BS. Upon receiving the index of the selected precoding codeword, namely, the precoding matrix indicator (PMI), the BS selects the corresponding codeword through the shared codebook. Then, the pretrained neural network (NN) refines the obtained codeword. The accuracy of the refined precoding matrix is considerably improved with the help of environmental knowledge. The training and inference operations of NNs are conducted at the BS without the participation of the UE. During the training phase, the input and output of the NN are the selected channel codeword ($\hat{\mathbf{v}}$) and the perfect precoding matrix (\mathbf{v}), respectively.

2) *Autoencoder-based Two-sided Enhancement for Implicit CSI Feedback*: Fig. 1(b) shows the autoencoder-based two-sided framework for implicit CSI feedback enhancement [8]. Unlike the first one, this framework needs to change the existing feedback strategy. An NN-based encoder at the UE is adopted to compress and quantize the generated precoding matrix. We can regard the generated bitstream in this framework as the PMI in the existing codebook-based feedback strategy. After obtaining the feedback bitstream, the NN-based decoder reconstructs the original precoding matrix.

3) *Autoencoder-based Two-sided Enhancement for Explicit CSI Feedback*: Fig. 1(c) shows the autoencoder-based two-sided framework for explicit CSI feedback enhancement [6]. In contrast with the above-mentioned frameworks, the third framework feedbacks the entire downlink CSI, \mathbf{H} , to the BS via an NN-based encoder. Then, the decoder at the BS reconstructs the original CSI based on the received bitstream. Given that all information of the downlink CSI is fed back, the feedback overhead of this framework is larger than that of the second framework. This framework is the most widely studied in academia.

4) *Comparison among Three Frameworks*: The above-mentioned three frameworks have been introduced to CSI feedback enhancement, and their main differences involve feedback information form and effects on the air interface. The implicit feedback is adopted in the first two frameworks, while the last one adopts an explicit feedback strategy. The implicit feedback is used in 5G NR.

The explicit feedback may bring much more performance gains. However, the utilization of the downlink CSI in the entire system should be changed. The CSI utilization in practical systems is based on the partial CSI. In addition, the AI-enabled explicit feedback cannot be directly compared with the feedback strategy adopted in practical systems. The AI-based

implicit feedback enhancement frameworks can be evaluated and compared with the Type II codebook. Table I shows the GCS performance comparison between the second framework, named ImplicitNet, and the Type II codebook. ImplicitNet can outperform Type II codebook when the feedback overhead is approximately reduced by 85%. The details of the simulation can be found in [10]. The performance advantage of the AI-enabled CSI feedback can be easily demonstrated through this comparison.

The first framework, which refines the obtained implicit CSI at the BS, retains the existing feedback strategy. The last two frameworks need to replace the original codebook-based coding and decoding with the NN-based encoder and decoder. Specifically, the existing feedback standard should be fully changed. Accordingly, we believed that these three frameworks will be deployed into practical systems in different stages. The first one is plug-and-play, which can be embedded into the existing BS without the need for standardization. The second one, which feedbacks the implicit CSI with an autoencoder, is expected to be introduced to 5G-Advanced. The last one, which totally changes the CSI feedback and utilization strategy, is expected to be deployed in 6G and beyond.

III. CONSIDERATIONS IN THE STANDARDIZATION OF AI FOR CSI FEEDBACK ENHANCEMENT

The transceivers of different companies can use different technologies and do not need to be shared. However, the downlink CSI feedback in the air interface should be kept the same for all UEs and BSs, and the key modules in the CSI feedback need to be standardized. Therefore, many problems need to be considered and clarified as follows.

A. Performance Evaluation of the AI-enabled CSI Feedback

The most existing studies on AI for CSI feedback enhancement are conducted on a COST 2100 channel dataset shared by [6]. This channel dataset is simple and far from the practical systems, making it unable to compare the AI-based feedback with the existing systems. The evaluation of CSI feedback should be fair and easy to show the potential of AI-based CSI feedback enhancement.

First, the system-level simulation is preferred compared to the link-level one. To the best of our knowledge, the link-level simulation is adopted in nearly all existing work. Accordingly, the performance of AI for CSI feedback enhancement in systems is obscure. The system-level simulation is beneficial to provide a comprehensive performance in throughput in a single-cell or a multi-cell perspective. Moreover, the system-level performance is widely adopted in 5G NR MIMO enhancement and close to the complicated practical systems. The performance of AI-enabled CSI feedback can be easily compared with the existing 5G NR technology. Given that the system-level simulation is time-consuming, the link-level simulation can be optionally adopted to evaluate the novel works about CSI feedback.

Second, as previously mentioned, the COST 2100 channel dataset is used to evaluate the CSI feedback. However, this

channel model is not adopted in 5G NR and cannot compare the AI-enabled methods with the Type I and Type II codebooks in 5G NR. Consequently, the agreed 3GPP channel models, such as TR 38.901, should be used. Moreover, the channel settings adopted in the CSI feedback enhancements of Releases 16 and 17 can be directly used, thereby making it easy to compare the AI-enabled CSI feedback with the latest codebook in 5G NR, that is, enhanced Type II codebook. The indoor and the outdoor scenarios, where the mobility speeds of the UEs are 3 and 30 km/h, need to be considered together. In addition, the downlink channel at the UE is assumed to be perfect, that is, ideal downlink channel estimation, in most works. This channel is better and closer to practical systems if the realistic channel estimation, where the CSI for feedback is imperfect, is considered.

Lastly, the normalized mean-squared error (NMSE) and GCS are the most widely used key performance indicators (KPIs) in AI-enabled CSI feedback work [6]. Given that the system-level simulation is preferred, the KPIs consist of two types: the intermediate and the eventual KPIs. The first one is adopted to compare the feedback accuracy of different NN models. The NMSE, GCS, and square GCS can be used in this part. The second one evaluates the performance of the entire system and is used to compare the AI methods with the non-AI methods. The throughput and overhead can be used in this case.

Overall, the evaluation of AI-enabled CSI feedback should be fair to show the potential of AI methods compared with the non-AI methods under the agreed 3GPP assumption [11].

B. Complexity of the AI-enabled CSI Feedback

The communication algorithms have a high requirement in inference latency and computational complexity [12]. Although the AI-enabled CSI feedback outperforms the conventional algorithms, its computational complexity is a major challenge because of the following reasons. First, the performance of the AI-enabled methods is improved by stacking more NN layers or widening NN layers. The performance improvement is at the expense of the considerable increase in NN complexity. Second, all simulations are conducted on a computer/workstation equipped with several powerful graphics processing units, which have much more computational power than the computing units of the UE. Lastly, the NN weights need to be stored, thereby occupying the memory storage of the UE. Therefore, the complexity should be considered during the deployment of AI-enabled CSI feedback.

The essential problem is how to evaluate the complexity of AI-based CSI feedback. The number of floating point operations (FLOPs) is widely adopted in many domains, including CSI feedback. The FLOP numbers of the encoder at the UE and the decoder at the BS for the two-sided NN model need to be evaluated. The BS has much more computational power compared with the UE. Accordingly, the NN model at the UE must be lightweight. Although the number of FLOPs is the main KPI of the computational complexity of NNs, it does not fully reflect the inference speed of NNs in computing units [13]. The memory access cost and degree of parallelism

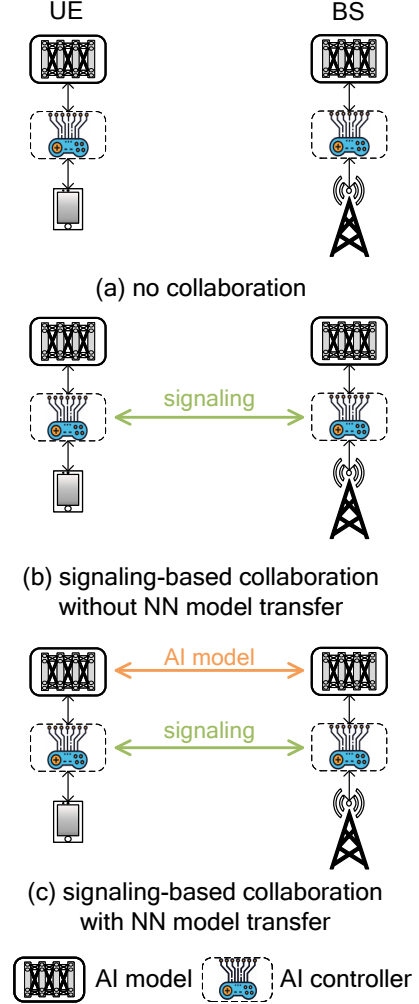


Fig. 2. Three collaborations between the UE and the BS of the AI-enabled CSI feedback.

are not considered in the FLOP number. In terms of the NNs with the same FLOP number, the one with less memory access and a higher degree of parallelism can be much faster than the one with more memory cost and a lower degree of parallelism. Consequently, the FLOP number is the indirect KPI of NN inference speed, and the discrepancy between the FLOP number and NN inference speed is unavoidable. The memory access cost and degree of parallelism must also be considered in the NN speed evaluation.

The memory storage of the NN model must also be evaluated. Two parts must be considered when assessing the memory storage occupy, that is, the NN model size and the number of NN weights. The quantization bit of NN weights also affects the storage requirement. For example, the binary weights need much less storage than the 32-bit floating point ones.

C. Collaboration between the UE and the BS of the AI-enabled CSI Feedback

In 5G NR, all UEs and BSs share the same codebook, and the extra collaboration between the BS and the UE is not

needed. However, collaboration is indispensable in AI-enabled CSI feedback. We divide the collaboration into three types, as shown in Fig. 2.

- *No collaboration:* In this case, the AI model is deployed at one side (only UE or BS), and few standardization impacts are observed. The AI-enabled one-sided refinement-based framework in Section II-B1 is a representative use case of this type of collaboration. However, in all AI-enabled feedback algorithms, the NN model is trained with collected CSI samples. Some studies, such as [14], proposed to train the feedback NNs with the uplink CSI samples based on the assumption that the bidirectional channels share the same distribution. However, this training strategy has not been verified in practical systems. If the distribution reciprocity does not hold, then the CSI dataset should be transmitted from the UE to the BS, where collaboration is necessary.
- *Signaling-based collaboration without NN model transfer:* This type of collaboration mainly includes training dataset collection and signaling-based NN model management. As mentioned in the first type, signaling-based collaboration is required if the UE needs to transmit the stored CSI samples to the BS. In addition, the UE may store several NN models for different scenarios, and the BS needs to send some signals to the UE for NN model switch or activation.
- *Signaling-based collaboration with NN model transfer:* This collaboration includes all collaboration operations in the second mechanism. The difference between them is that the NN model in the last type requires to be transmitted among the BS and the UEs. Given the dataset privacy, the NN model for the CSI feedback may need to be trained with federated learning or model splitting. Federated learning is a decentralized learning framework, where the UEs upload the local models to the server at the BS, and the BS aggregates the received NN model and then transmits the aggregated NN model to the UEs. In model splitting, the encoder and the decoder are trained at the UE and the BS, respectively, and the gradients are transmitted between the BS and the UE. In addition, the BS may train a better NN model because more CSI samples are collected after deployment. The new NN model needs to be transmitted to all UEs in the cell.

The above-mentioned three collaboration mechanisms may be adopted in practical systems, which switch the collaboration mechanism according to the communication scenario.

D. Generalization of the AI-enabled CSI Feedback

The excellent performance of the AI-enabled CSI feedback is achieved due to the ability of learning knowledge from the data through an end-to-end approach. The NN model can be regarded as overfitting in the distribution of the training dataset. If the distribution of the training dataset is the same as (or close to) that of the deployment scenario, then the trained NN model efficiently works well. However, the performance unavoidably drops if the model is deployed to the systems with a different distribution, resulting in an NN generalization

problem. The key problem that needs to be clarified and solved in NN generalization is how to assess and improve the generalization ability of the feedback NN model.

The common evaluation method is to assess the NN model with the test dataset, where the channel model (such as CDL-A) is different from that (such as CDL-C) adopted in the training dataset. The generalization performance heavily depends on the generated test dataset. An NN model may perform rather differently in the different test dataset. For example, if the distributions of two different channel models are similar, then the performance drop may be very small. Therefore, a public and general test dataset is essential.

Two strategies are expected to improve the generalization of the CSI feedback NN model, including training dataset mix and online learning. The generalization errors in the feedback NN model result from the mismatch between the distributions of the training and the test datasets. If the training dataset covers the distribution of the test dataset, then the generalization errors are small. Therefore, generating a training dataset that covers the entire distributions can considerably improve the generalization ability of the feedback NN model. The mixed dataset-based strategy is developed based on this observation. The CSI samples generated with different channel models are mixed to form a large training dataset. However, the mixed training dataset cannot cover all distributions. If a new distribution appears, then online learning is required. Online learning involves not only the air interface but also the upper layer. The protocol of online learning for the one-sided or the two-sided feedback NN models should be carefully designed. The protocol needs to define when to conduct online learning, how to collect CSI samples, which UEs need to participate in the online learning, how to allocate the computational power, etc. The protocol for online learning is a general challenge in an AI-native air interface.

In addition, the configurations of the systems, including the antenna number and arrangement and the subcarrier number, are not fixed. Therefore, the trained NN model of CSI feedback also needs to be generalizable (flexible) to different configurations.

E. Shared Information of the AI-enabled CSI Feedback

Intellectual property is essential in standardization. The company, whose technology is agreed in 3GPP and deployed to practical systems, can earn huge economic profits from the technology. Therefore, 3GPP needs to clarify the content that needs to be standardized in AI-enabled CSI feedback. As agreed by most companies, the NN architecture does not need to be standardized, and each company can design and train a feedback NN model with their own dataset.

The one-sided NN-based CSI feedback at the BS (UE) can work well even if the other side, that is, the UE (BS), has no knowledge of the NN model. However, the encoder at the UE and the decoder at the BS should be trained together for the two-sided autoencoder-based CSI feedback. If the encoder and the decoder do not match, then the feedback accuracy will considerably drop, resulting in a great decrease in system throughput. In image compression, some recent studies have

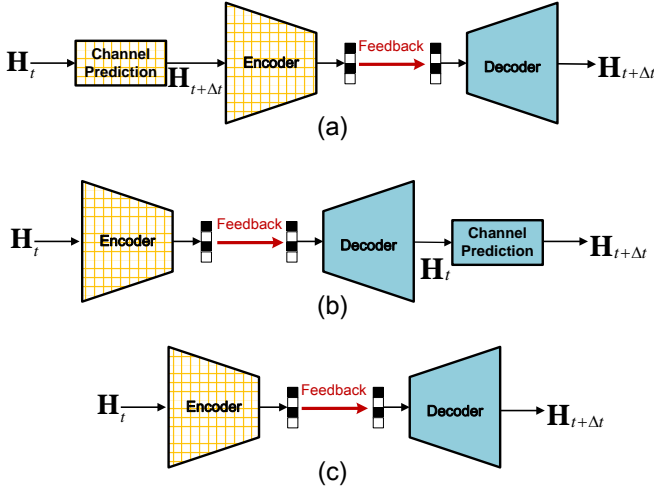


Fig. 3. Three frameworks for joint AI-enabled CSI feedback and prediction. The first two NN-based prediction modules work at the UE and the BS, and the last one implicitly realizes channel prediction.

attempted to improve the compression performance by designing the encoder (compression module) without changing the original JPEG-2000 decoder. The experimental results show that the performance can be considerably improved only when the encoder can be edited. On this basis, the manufacturers of the BSs can release their decoder, and, the manufacturers of the UEs can design the encoder based on the released decoder. The UE requires storing several encoders and switching the encoder according to the BS types. However, the model download is needed if the decoder at the BS changes, as mentioned in Section III-C.

F. Joint Design with Channel Prediction

As mentioned in Section II-A3, the channel prediction is being studied in Release 18 because of the channel aging in the high-speed scenario. Although the channel rapidly changes, the correlation among the adjacent CSI still holds on. The change in a short time can be predicted. Recently, AI-based channel prediction has been explored in some studies. We think three types of design emerge when the feedback and prediction are jointly built, as shown in Fig. 3. We use the AI-enabled two-sided explicit CSI feedback as an example. In the first joint design frameworks, the UE first predicts the future channel, $H_{t+\Delta t}$, based on the current channel, H_t . Then, the predicted channel is fed back to the BS by an autoencoder. In the second one, the current channel, H_t , is directly fed back to the BS by an autoencoder. The reconstructed channel, \hat{H}_t , is then inputted into a channel prediction module to reduce the effects of channel aging. The above-mentioned frameworks jointly design the feedback and prediction explicitly, where two modules, namely, channel feedback and prediction modules, are adopted. The framework in Fig. 3(c) jointly designs the channel feedback and prediction implicitly. The third framework seems to be the same as that in Fig. 1(c). The main difference is the training phase, where the input is the current channel, and the output of the autoencoder (decoder) is

the future channel. The framework embeds channel prediction into the feedback process.

The above-mentioned three joint design frameworks need to be evaluated and compared. The main advantage of the first framework is that the UE also obtains the future CSI, which can be used in the design of the receiver. However, the extra module increases the computational complexity at the UE. In the second framework, the increase in complexity can be ignored because of the larger computational power at the BS. No extra modules are added in the third framework, and its main concern is the lack of interpretability. The practical system needs to select the most suitable framework according to the application scenario.

G. Combination with the Enhanced Reciprocity-based Feedback

In comparison with the Type II codebook in 3GPP Release 15, the codebook in 3GPP Release 16 has been enhanced by allowing an improved performance-overhead tradeoff. In 3GPP Release 17, the exploitation of the angle-delay reciprocity between the uplink and the downlink channels is considered and discussed to improve the performance (including the accuracy and overhead) of the enhanced Type II codebook in 3GPP Release 16 [15]. Given that the angle-delay information of the bidirectional channels is reciprocal, the UE does not need to feedback this information to the BS, thereby reducing feedback overhead and computational complexity.

Accordingly, the AI-enabled CSI feedback enhancement also requires studying the angular-delay reciprocity. The key problem is how to introduce the uplink channel information to the downlink CSI reconstruction at the BS, thereby reducing the feedback of the information shared by the bidirectional channels. Meanwhile, the channel estimation is the basis of the CSI feedback. If less information of the downlink channel needs to be fed back, then the channel estimation does not estimate the information that is not fed back. Therefore, the pilot overhead can be considerably reduced if the channel estimation and feedback are jointly designed on the observation of the angular-delay reciprocity.

IV. CONCLUSIONS

In this article, an overview of AI for CSI feedback enhanced in 5G-Advanced and 6G has been provided. First, the scope of the AI-enabled CSI feedback, including overhead reduction, accuracy improvement, and channel prediction, has been introduced and discussed. Then, three representative frameworks of AI-enabled CSI feedback enhancement, including one-sided implicit feedback refinement, two-sided autoencoder-based implicit feedback, and two-sided autoencoder-based explicit feedback, have been introduced and compared. Finally, the considerations in the standardization of AI for CSI feedback enhancement, especially focusing on evaluation, complexity, collaboration, generalization, information sharing, joint design with channel prediction, and reciprocity, have been elaborated.

As pointed out in [5], the goal of studying three representative use cases is to lay the foundation for future air

interface use cases leveraging AI techniques. The above-mentioned challenges will be addressed by introducing novel AI techniques and communication expert knowledge. The thorough study of AI for CSI feedback enhancement will guide the development of AI-native air interface in 5G-Advanced and 6G.

REFERENCES

- [1] W. Chen, J. Montojo, J. Lee, M. Shafi, and Y. Kim, "The standardization of 5G-Advanced in 3GPP," *IEEE Commun. Mag.*, 2022, Early access.
- [2] X. Lin, "An overview of 5G Advanced evolution in 3GPP Release 18," *arXiv preprint arXiv:2201.01358*, 2022.
- [3] J. Hoydis, F. A. Aoudia, A. Valcarce, and H. Viswanathan, "Toward a 6G AI-native air interface," *IEEE Commun. Mag.*, vol. 59, no. 5, pp. 76–81, May 2021.
- [4] X. Lin, M. Chen, H. Rydén *et al.*, "Fueling the next quantum leap in cellular networks: Embracing AI in 5G evolution towards 6G," *arXiv preprint arXiv:2111.10663*, 2021.
- [5] 3GPP RP-213599, "New SI: Study on artificial intelligence (AI)/Machine Learning (ML) for NR air interface," Moderator (Qualcomm), Tech. Rep., Dec. 2021, Accessed on June 29, 2022. [Online]. Available: https://www.3gpp.org/ftp/tsg_ran/TSG_RAN/TSGR_94e/Docs/RP-213599.zip
- [6] C.-K. Wen, W.-T. Shih, and S. Jin, "Deep learning for massive MIMO CSI feedback," *IEEE Wireless Commun. Lett.*, vol. 7, no. 5, pp. 748–751, Oct. 2018.
- [7] 3GPP TS 38.214, "Physical layer procedures for data (Release 16)," Tech. Rep., Jul. 2020, Accessed on June 29, 2022. [Online]. Available: https://www.etsi.org/deliver/etsi_ts/138200_138299/138214/16.02.00_60/ts_138214v160200p.pdf
- [8] M. Chen, J. Guo, C.-K. Wen, S. Jin, G. Y. Li, and A. Yang, "Deep learning-based implicit CSI feedback in massive MIMO," *IEEE Trans. Commun.*, vol. 70, no. 2, pp. 935–950, Feb. 2022.
- [9] J. Guo, C.-K. Wen, M. Chen, and S. Jin, "Environment knowledge-aided massive MIMO feedback codebook enhancement using artificial intelligence," *IEEE Trans. Commun.*, 2022, Early access.
- [10] Southeast University, "Evaluation on AI-based CSI feedback," 3GPP R1-2203650, Tech. Rep., May 2022, Accessed on June 29, 2022. [Online]. Available: https://www.3gpp.org/ftp/tsg_ran/WG1_RL1/TSGR1_109-e/Docs/R1-2203650.zip
- [11] 3GPP, "Session notes for 9.2 (Study on AI/ ML for NR air interface)," Ad-hoc Chair (CMCC), Tech. Rep., Jun. 2022, Accessed on June 29, 2022. [Online]. Available: [https://www.3gpp.org/ftp/tsg_ran/WG1_RL1/TSGR1_109-e/Inbox/Xiaodong_sessions/Xiaodong's%20Session%20Notes%20RAN1%23109-e%20\(9.2%20AI%26ML\)%20v11.zip](https://www.3gpp.org/ftp/tsg_ran/WG1_RL1/TSGR1_109-e/Inbox/Xiaodong_sessions/Xiaodong's%20Session%20Notes%20RAN1%23109-e%20(9.2%20AI%26ML)%20v11.zip)
- [12] W. Tong and G. Y. Li, "Nine challenges in artificial intelligence and wireless communications for 6G," *IEEE Wireless Commun.*, 2022, Early access.
- [13] N. Ma, X. Zhang, H.-T. Zheng, and J. Sun, "ShuffleNet V2: Practical guidelines for efficient CNN architecture design," in *Proc. ECCV*, 2018, pp. 116–131.
- [14] N. Song and T. Yang, "Machine learning enhanced CSI acquisition and training strategy for FDD massive MIMO," in *Proc. IEEE Wireless Commun. Netw. Conf. (WCNC)*, 2021, pp. 1–6.
- [15] 3GPP TR 21.917, "Release 17 description; Summary of Rel-17 work items (v0.6.0)," Tech. Rep., Jun. 2022, Accessed on June 29, 2022. [Online]. Available: <https://portal.3gpp.org/desktopmodules/Specifications/SpecificationDetails.aspx?specificationId=3937>