

RSTAM: An Effective Black-Box Impersonation Attack on Face Recognition using a Mobile and Compact Printer

Xiaoliang Liu
Nanjing University
Nanjing, China

Jian Zhao
Nanjing University
Nanjing, China

Furao Shen
Nanjing University
Nanjing, China

Changhai Nie
Nanjing University
Nanjing, China

ABSTRACT

Face recognition has achieved considerable progress in recent years thanks to the development of deep neural networks, but it has recently been discovered that deep neural networks are vulnerable to adversarial examples. This means that face recognition models or systems based on deep neural networks are also susceptible to adversarial examples. However, the existing methods of attacking face recognition models or systems with adversarial examples can effectively complete white-box attacks but not black-box impersonation attacks, physical attacks, or convenient attacks, particularly on commercial face recognition systems. In this paper, we propose a new method to attack face recognition models or systems called RSTAM, which enables an effective black-box impersonation attack using an adversarial mask printed by a mobile and compact printer. First, RSTAM enhances the transferability of the adversarial masks through our proposed random similarity transformation strategy. Furthermore, we propose a random meta-optimization strategy for ensembling several pre-trained face models to generate more general adversarial masks. Finally, we conduct experiments on the CelebA-HQ, LFW, Makeup Transfer (MT), and CASIA-FaceV5 datasets. The performance of the attacks is also evaluated on state-of-the-art commercial face recognition systems: Face++, Baidu, Aliyun, Tencent, and Microsoft. Extensive experiments show that RSTAM can effectively perform black-box impersonation attacks on face recognition models or systems.

CCS CONCEPTS

• **Security and privacy** → **Software and application security; Biometrics**; • **Computing methodologies** → *Computer vision problems; Neural networks.*

KEYWORDS

face recognition, adversarial mask, black-box, impersonation attacks, physical attacks, mobile and compact printer

Permission to make digital or hard copies of all or part of this work for personal or classroom use is granted without fee provided that copies are not made or distributed for profit or commercial advantage and that copies bear this notice and the full citation on the first page. Copyrights for components of this work owned by others than ACM must be honored. Abstracting with credit is permitted. To copy otherwise, or republish, to post on servers or to redistribute to lists, requires prior specific permission and/or a fee. Request permissions from permissions@acm.org.

MM '22, October 10–14, 2022, Lisbon, Portugal

© 2022 Association for Computing Machinery.
ACM ISBN 978-1-4503-XXXX-X/18/06... \$15.00
<https://doi.org/10.1145/nnnnnnn.nnnnnnn>

ACM Reference Format:

Xiaoliang Liu, Furao Shen, Jian Zhao, and Changhai Nie. 2022. RSTAM: An Effective Black-Box Impersonation Attack on Face Recognition using a Mobile and Compact Printer. In *Proceedings of the 30th ACM International Conference on Multimedia (MM '22)*. ACM, New York, NY, USA, 10 pages. <https://doi.org/10.1145/nnnnnnn.nnnnnnn>

1 INTRODUCTION

Face recognition has advanced significantly in recent years with the development of deep neural networks [8, 26, 32, 34, 42]. In our daily lives, face recognition has been used in a wide range of applications due to the excellent performance currently available. These applications include security-sensitive applications such as mobile phone unlocking and payment, door locks, airport and railway station check-in, financial industry authentication, and other similar applications. Unfortunately, many studies [4, 10, 17, 28] have found that deep neural networks are vulnerable to adversarial examples. Unsurprisingly, face recognition based on deep neural networks is also vulnerable to adversarial examples [12, 45, 47].

Dong *et al.* [12], Zhong *et al.* [47], and Yang [45] generate adversarial examples with strong perturbations by decision-based attack, gradient-based attack, and generative adversarial network (GAN) [16], respectively, which can effectively perform digital adversarial attacks on face recognition. However, implementing these global perturbations in the physical world is unrealistic. Therefore, they cannot be employed in actual attacks. In most cases, these methods are used to evaluate the security of face recognition rather than to carry out actual attacks. Recently, many methods for physical attacks on face recognition have also been proposed [23, 30, 36, 37, 46]. Sharif *et al.* [36, 37] and Komkov *et al.* [23] are perfect for white-box physical attacks, but they are hard to perform black-box attacks on face recognition models or systems. Nevertheless, realistic face recognition environments are commonly in a black-box state. Nguyen *et al.* [30] used a projector to perform adversarial light projection physical attacks, but such attacks are not convenient in reality. Yin *et al.* [46] can implement transferable physical attacks on face recognition, but physical attacks on commercial face recognition systems are not ideal. Similarly, Yin *et al.* [46] perform poorly when confronted with low-quality face images.

We summarize that an effective adversarial attack method on face recognition should be capable of conducting black-box attacks, physical attacks, impersonation attacks, convenient attacks, attacks on low-quality target images, and attacks against commercial systems. Previous studies have shown that it is not easy to

effectively implement black-box physical impersonation attacks on face recognition. To address these challenges simultaneously, we propose an effective black-box impersonation attack method on face recognition, called RSTAM, which implements a physical attack employing an adversarial mask printed by a mobile and compact printer. To begin, we design an initial binary mask, as shown in Figure 1. Secondly, we propose a random similarity transformation strategy, which can enhance the diversity of the inputs and thus the transferability of the adversarial masks. Following that, we propose a random meta-optimization strategy for ensembling several pre-trained face models to generate more transferable adversarial masks. Finally, we perform experiments on two high-resolution face datasets CelebA-HQ [22], Makeup Transfer (MT) [24], and two low-quality face datasets LFW [18], CASIA-FaceV5 [31]. Meanwhile, we perform evaluations on five state-of-the-art commercial face recognition systems: Face++ [13], Baidu [2], Aliyun [1], Tencent [41] and Microsoft [29]. Our experiments show that our proposed method RSTAM can effectively perform black-box impersonation attacks on commercial face recognition systems and low-pixel target images. Moreover, RSTAM can implement convenient physical attacks through the use of a Canon SELPHY CP1300 [6], a mobile and compact printer. The main contributions of our work are summarized as follows.

- We design an initial binary mask for the adversarial masks.
- We propose a random similarity transformation strategy that can improve the transferability of the adversarial masks by increasing the diversity of the inputs. Moreover, we use only one hyperparameter to control the random similarity transformation with four degrees of freedom (4DoF).
- We propose a random meta-optimization strategy to perform an ensemble attack using several pre-trained face models. This strategy enables us to extract more common gradient features from the face models, thereby increasing the transferability of the adversarial masks.
- Experiments demonstrate that RSTAM is an effective attack method on face recognition capable of performing black-box attacks, physical attacks, convenience attacks, impersonation attacks, attacks on low-quality images, and attacks against state-of-the-art commercial face recognition systems.

2 RELATED WORKS

2.1 Adversarial Attacks

Adversarial attacks fall into two broad categories: white-box attacks and black-box attacks. For white-box attack methods, they have full access to the target model and the majority of them are gradient-based attacks, such as Fast Gradient Sign Method (FGSM) [17], Projected Gradient Descent (PGD) [28], and Carlini & Wagner’s method (C&W) [4]. FGSM is a single-step gradient-based attack method that shows that linear features of deep neural networks in high-dimensional space are sufficient to generate adversarial examples. PGD is a multi-step extension of the FGSM attack that generates more powerful adversarial examples for white-box attacks. C&W is an optimization-based attack method that also happens to be a gradient-based attack method. However, in practice, what exists is more of a black-box scenario. White-box attack methods tend to lack transferability and fail to attack target models with

unknown parameters and gradients. Therefore, more researchers have focused on black-box attack methods.

Black-box attack methods can be classified into three categories: transfer-based, score-based, and decision-based. The transfer-based attacks generate the adversarial examples with a source model and then transfer them to a target model to complete the attack, in which we do not need to know any parameters or gradients of the target model. MI-FGSM [10] suggests incorporating momentum into the attack process to stabilize the update direction and increase the transferability of the generated adversarial examples. DI^2 -FGSM [44] first proposes improving the transferability of the adversarial examples by increasing the diversity of the inputs. The translation-invariant attack method (TI-FGSM) [11] and the affine-invariant attack method (AI-FGSM) [43] are used to further improve the transferability and robustness of adversarial examples. Score-based attacks can simply know the output score of the target model and estimate the gradient of the target model by querying the output score [5, 19, 25]. Decision-based attacks assume that the attack is performed in a more challenging situation where only the output labels of the classifier are known. Boundry Attack [3] and Evolutionary Attack [12] are effective methods for dealing with this attack setting.

2.2 Adversarial Attacks on Face Recognition

Adversarial attacks on face recognition come in two common forms: dodging attacks and impersonation attacks. The purpose of dodging attacks is to reduce the confidence of the similarity of the same identity pair in order to evade face recognition. Impersonation attacks attempt to fool face recognition by using one identity to mimic another. Both technically and practically, impersonation attacks are more challenging and practical than dodging attacks. As a result, we concentrate on impersonation attack methods. Dong *et al.* [12] proposed a decision-based adversarial attack on face recognition. Zhong *et al.* [47] increased the diversity of agent face recognition models by using the dropout [38] technique to improve the transferability of the adversarial examples. Yang *et al.* [45] introduced a GAN [16] to generate adversarial examples for impersonation attacks on face recognition. Dong *et al.* [12], Zhong *et al.* [47], and Yang *et al.* [45] are the digital-based attacks on face recognition, which makes them hard to implement in the real world. At this point, there are also many researchers who have proposed methods for physical-based attacks on face recognition. Sharif *et al.* [36, 37] proposed a way to perform real-physical attacks on face recognition by printing out a pair of eyeglass frames. Komkov *et al.* [23] proposed a physical attack method that can print an adversarial sticker using a color printer and put it on a hat to complete the attack. Nguyen *et al.* [30] proposed an adversarial light projection attack method that uses a projector for physical attack. Yin *et al.* [46] generated eye makeup patches by GAN and printed them out and stuck them around the eyes to perform physical attacks. Methods [23, 36, 37] are perfect for white-box physical attacks. But realistic environments are often black-box situations and they are hard to attack with black-box face recognition models or systems. Although the method [46] can perform a transferable black-box attack, it is ineffective for low-pixel face images and for commercial face recognition systems.

Compared with the previous methods, we propose an adversarial attack method on face recognition, RSTAM, which can effectively accomplish the black-box impersonation attack, both on low-pixel face pictures and on commercial face recognition systems. Furthermore, RSTAM can carry out a physical attack with the help of a mobile and compact printer.

3 METHODOLOGY

3.1 Overview

Figure 1 shows an example of the RSTAM. The raw image of the target identity is from a social network. Firstly, we apply the facial landmark detection method [21] to generate corresponding facial landmarks of the raw image. Then we obtain the aligned target image according to the facial landmarks. Similarly, we can use the facial landmarks in the source image to obtain the eye region of the attacker. After that, we use our proposed method RSTAM to generate an adversarial mask and print out the adversarial mask using the Canon SELPHY CP1300 [6], which is a mobile and compact printer. Finally, the attacker with the printed adversarial mask is obtained. We can see from Figure 1 that the similarity confidence between the attack and the target is high on all five commercial face recognition systems, with Face++ [13] 84.89%, Baidu [2] 80.24%, Aliyun [1] 75.23%, Tencent [41] 63.83%, and Microsoft [29] 70.94%. Figure 1 further shows that we can effectively perform physical impersonation attacks on the commercial face recognition systems using a photo of the target identity on a social network.

3.2 Adversarial Mask

In this section, we will give a detailed description for the adversarial mask. Let \mathbf{x}^t denote a face image of the target identity, \mathbf{x}^s denote a source image of the attacker, \mathbf{x}^{adv} denote an attack image of the attacker with an adversarial mask and $f(\mathbf{x}) : \mathbf{X} \rightarrow \mathbb{R}^d$ denote a face recognition model that extracts a normalized feature representation vector for an input image $\mathbf{x} \in \mathbf{X} \subset \mathbb{R}^n$. Our goal for the adversarial mask attack is to solve the following constrained optimization problem,

$$\begin{aligned} & \underset{\mathbf{x}^{adv}}{\operatorname{argmin}} \mathcal{L}(f(\mathbf{x}^{adv}), f(\mathbf{x}^t)), \\ & \text{s.t. } \mathbf{x}^{adv} \odot (1 - \mathbf{M}) = \mathbf{x}^s \odot (1 - \mathbf{M}), \end{aligned} \quad (1)$$

where \mathcal{L} is a cosine similarity loss function,

$$\mathcal{L}(\mathbf{v}^s, \mathbf{v}^t) = 1 - \cos(\mathbf{v}^s, \mathbf{v}^t). \quad (2)$$

\odot is the element-wise product, and \mathbf{M} is a binary mask. The binary mask \mathbf{M} is used to constrain that only one pixel can be perturbed when its corresponding position is 1 in \mathbf{M} . We design an initial binary mask \mathbf{M}_0 , and then use the initial binary mask \mathbf{M}_0 and the facial landmarks of the source image to generate the corresponding binary mask \mathbf{M} . Figure 2 shows an example of the binary mask \mathbf{M} we generate using the initial binary mask \mathbf{M}_0 and the facial landmarks of the source image.

Let \mathbf{A} denote an adversarial mask. We can generate an adversarial mask \mathbf{A} with the ℓ_∞ -norm perturbations [17, 28] by performing a

multi-step update as

$$\begin{aligned} \mathbf{x}_0^{adv} &= \mathbf{x}^s \odot (1 - \mathbf{M}) + \mathbf{x}^t \odot \mathbf{M}, \\ \mathbf{x}_{n+1}^{adv} &= \operatorname{Clip}_{\mathbf{x}_0^{adv}, \epsilon}(\mathbf{x}_n^{adv} - \alpha \cdot \operatorname{sign}(\nabla_{\mathbf{x}_n^{adv}} \mathcal{L}(f(\mathbf{x}_n^{adv}), f(\mathbf{x}^t)))) \odot \mathbf{M}, \\ \mathbf{A} &= \mathbf{x}_{n+1}^{adv} \odot \mathbf{M}, \end{aligned} \quad (3)$$

where α is a perturbation step size, $\operatorname{sign}(\cdot)$ is the sign function, $\operatorname{Clip}_{\mathbf{x}_0^{adv}, \epsilon}$ denotes element-wise clipping, aiming to restrict \mathbf{x}^{adv} with in the ℓ_∞ -bound of \mathbf{x}_0^{adv} . ϵ is a perturbation bound, $\|\mathbf{x}^{adv} - \mathbf{x}_0^{adv}\|_\infty \leq \epsilon$.

3.3 Random Similarity Transformation

The similarity transformation, which has four degrees of freedom (4DoF), consists of translational, rotational, and scaling transformations. It is commonly used for face alignment [26, 40]. Many previous studies [11, 15, 43, 44] have demonstrated that the transferability of adversarial examples can be greatly improved by increasing the diversity of the inputs. In order to improve the transferability of the adversarial masks, we propose a random similarity transformation strategy to increase the diversity of the inputs. Moreover, our strategy requires only one hyperparameter to control the random similarity transformation with 4DoF. Let $U(a, b)$ denote the uniformly distributed random sampling function from a to b and β denote a hyperparameter. At each iteration we can obtain a random similarity transformation matrix \mathbf{T} by the following strategy,

$$\begin{aligned} t_x &= U(-\beta W, \beta W), \\ t_y &= U(-\beta H, \beta H), \\ \theta &= U(-\beta\pi/2, \beta\pi/2), \\ s &= U(1 - \beta, 1 + \beta), \\ \mathbf{T} &= \begin{bmatrix} 1 & 0 & t_x \\ 0 & 1 & t_y \\ 0 & 0 & 1 \end{bmatrix} \begin{bmatrix} \cos(\theta) & \sin(\theta) & 0 \\ -\sin(\theta) & \cos(\theta) & 0 \\ 0 & 0 & 1 \end{bmatrix} \begin{bmatrix} s & 0 & 0 \\ 0 & s & 0 \\ 0 & 0 & 1 \end{bmatrix} \\ &= \begin{bmatrix} s \cdot \cos(\theta) & s \cdot \sin(\theta) & t_x \\ -s \cdot \sin(\theta) & s \cdot \cos(\theta) & t_y \\ 0 & 0 & 1 \end{bmatrix}. \end{aligned} \quad (4)$$

where W and H are the width and height of the input image. Let (p_x, p_y) denote one coordinate of the input image. We can use the similarity transformation matrix \mathbf{T} to obtain the corresponding transformed coordinates (p_x^t, p_y^t) ,

$$\begin{bmatrix} p_x^t \\ p_y^t \\ 1 \end{bmatrix} = \mathbf{T} \begin{bmatrix} p_x \\ p_y \\ 1 \end{bmatrix}. \quad (5)$$

Finally, we generate the transformed input image by bilinear interpolation.

3.4 Adversarial Mask with Random Similarity Transformation (RSTAM)

Xie *et al.* [44] first found that the transferability of adversarial examples could be further improved by increasing the diversity of inputs. Methods [11, 15, 43] also demonstrate this finding. From the description in Section 3.2, we can consider that the adversarial

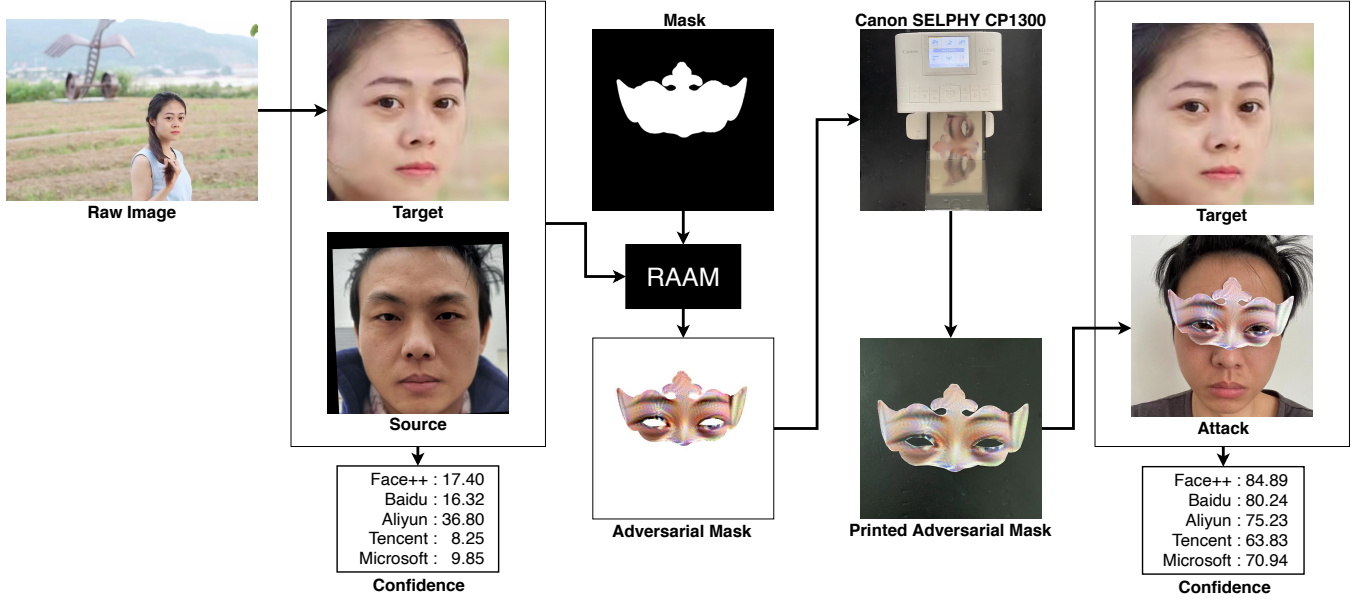


Figure 1: An example of RSTAM. The raw image of the target identity is from a social network. The initial binary mask is designed by us. We can observe that the confidence scores between the attack and the target are significantly greater than those between the source and the target.

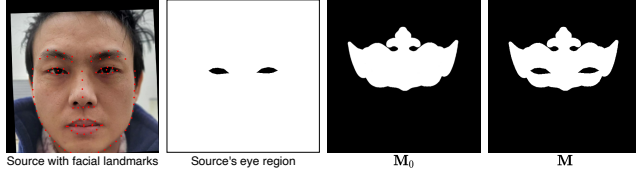


Figure 2: An example of generating a binary mask M using the initial binary mask M_0 and the facial landmarks of the source.

masks are a type of the adversarial examples, so we can also use this finding as well. For the adversarial mask attack on face recognition, we propose a random similarity transformation strategy to enhance the diversity of the input face images, which is described in Section 3.3. Using this strategy we propose the adversarial mask attack method with random similarity transformation, RSTAM. Algorithm block 1 describes the detailed algorithm for the ℓ_∞ -bound RSTAM, RSTAM $_\infty$. Similarly, the RSTAM attack can also use the ℓ_2 -norm perturbations, RSTAM $_2$. In RSTAM $_2$, we get \bar{x}_{n+1}^{adv} by

$$\bar{x}_{n+1}^{adv} = \text{Clip}_{[x_0^{adv}-\epsilon, x_0^{adv}+\epsilon]}(x_n^{adv} - \alpha \cdot \frac{g_n}{\|g_n\|_2} \odot M). \quad (6)$$

When multiple pre-trained face models are available, it is natural to consider using the ensemble idea to obtain more transferable adversarial examples. Ensemble methods are also often used in research and competitions to improve performance and robustness [9, 35]. Dong *et al.* [10] demonstrated that the transferability of adversarial examples can be effectively improved by applying ensemble methods. However, the number of pre-trained models available is limited. Therefore, Dong’s hard ensemble method is still

Algorithm 1 RSTAM $_\infty$ algorithm

Require: A face image x^t of the target identity; A source image x^s of the attacker; the initial binary mask M_0 of our design; the facial landmarks lms^s of the source image; A target face model f .

Require: Iterations N ; the perturbation bound ϵ ; the perturbation step size α ; a hyperparameter β for the random similarity transformation.

Require: The binary mask generation function $GenM$; the random similarity transformation function RST ; the sign function $sign$.

Require: The cosine similarity loss function \mathcal{L} .

- 1: $M = GenM(M_0, lms^s)$
 - 2: $x_0^{adv} = x^s \odot (1 - M) + x^t \odot M$
 - 3: **for** $n = 0$ to $N - 1$ **do**
 - 4: $g_n = \nabla_{x_n^{adv}} \mathcal{L}(f(RST(x_n^{adv}, \beta)), f(x^t))$
 - 5: $\bar{x}_{n+1}^{adv} = \text{Clip}_{[x_0^{adv}-\epsilon, x_0^{adv}+\epsilon]}(x_n^{adv} - \alpha \cdot sign(g_n) \odot M)$
 - 6: $x_{n+1}^{adv} = \text{Clip}_{[0,1]}(\bar{x}_{n+1}^{adv})$
 - 7: **end for**
 - 8: $A_N = x_N^{adv} \odot M$
 - 9: **return** x_N^{adv}, A_N
-

prone to “overfitting” pre-trained face models. Meta-learning has been proposed as a framework to address the challenging few-shot learning setting [14, 20, 39]. Inspired by meta-learning, we propose a random meta-optimization strategy for ensembling several pre-trained face models to generate adversarial masks. Different from meta-learning, which is used to update the parameters of

Algorithm 2 RSTAM $_{\infty}^{meta}$ algorithm

Require: A face image x^t of the target identity; A source image x^s of the attacker; the initial binary mask M_0 of our design; the facial landmarks lms^s of the source image; target face models $F = [f_1, f_2, \dots, f_m]$.

Require: Iterations N ; the perturbation bound ϵ ; a perturbation step size α ; a hyperparameter β for the random similarity transformation.

Require: The binary mask generation function $GenM$; the random similarity transformation function RST ; the sign function $sign$.

Require: The cosine similarity loss function \mathcal{L} .

```

1:  $M = GenM(M_0, lms^s)$ 
2:  $x_0^{adv} = x^s \odot (1 - M) + x^t \odot M$ 
3: for  $n = 0$  to  $N - 1$  do
4:    $f_{que}^{meta} = Random.choice(F)$ , a model is randomly selected
   from  $F$  as the meta-query model.
5:    $F_{sup}^{meta} = F.remove(f_{que}^{meta})$ , the remaining models in  $F$  are
   used as meta-support models.
6:    $g_{que}^{meta} = 0$ 
7:    $g_{sup}^{meta} = 0$ 
8:   for  $f_{sup}^{meta}$  in  $F_{sup}^{meta}$  do
9:      $g_{sup} = \nabla_{x_n^{adv}} \mathcal{L}(f_{sup}^{meta}(RST(x_n^{adv}, \beta)), f_{sup}^{meta}(x^t))$ 
10:     $\tilde{x}_n^{meta} = Clip_{[x_0^{adv}-\epsilon, x_0^{adv}+\epsilon]}(x_n^{adv} - \alpha \cdot sign(g_{sup}) \odot M)$ 
11:     $x_n^{meta} = Clip_{[0,1]}(\tilde{x}_n^{meta})$ 
12:     $g_{que} = \nabla_{x_n^{meta}} \mathcal{L}(f_{test}^m(RA(x_n^{meta}, \beta)), f_{test}^m(x^t))$ 
13:     $g_{que}^{meta} = g_{que}^{meta} + g_{que}$ 
14:     $g_{sup}^{meta} = g_{sup}^{meta} + g_{sup}$ 
15:  end for
16:   $g_n = \frac{1}{m-1}(g_{sup}^{meta} + g_{que}^{meta})$ 
17:   $\tilde{x}_{n+1}^{adv} = Clip_{[x_0^{adv}-\epsilon, x_0^{adv}+\epsilon]}(x_n^{adv} - \alpha \cdot sign(g_n) \odot M)$ 
18:   $x_{n+1}^{adv} = Clip_{[0,1]}(\tilde{x}_{n+1}^{adv})$ 
19: end for
20:  $A_N = x_N^{adv} \odot M$ 
21: return  $x_N^{adv}, A_N$ 

```

the neural network model, the random meta-optimization strategy assumes the network model as data and then updates the adversarial masks directly. Algorithm block 2 describes in detail the RAAM $_{\infty}^{meta}$ algorithm for performing ensemble attacks using the random meta-optimization strategy.

4 EXPERIMENTS

4.1 Experimental Setup

Datasets. In the experiments, we use four public face datasets, which contain two high-resolution face datasets CelebA-HQ [22], Makeup Transfer (MT) [24], and two low-quality face datasets LFW [18], CASIA-FaceV5 [31].

- CelebA-HQ is a high-quality version of CelebA [27] that consists of 30,000 images at 1024×1024 resolution.

- LFW is made up of 13,233 low-quality facial images gathered from the internet. There are 5749 identities in this collection, with 1680 people having two or more photos.
- MT is a facial makeup dataset that includes 3834 female face images, with 2719 makeup images and 1115 non-makeup images.
- CASIA-FaceV5 contains 2500 facial images of 500 subjects from Asia and all face images are captured using Logitech USB camera.

In order to evaluate the performance of the attacks, we randomly select 500 different identity pairs from the CelebA-HQ and LFW datasets, respectively. Furthermore, we randomly select 1000 different identity makeup images from the MT dataset to make up 500 different identity pairs, and 500 subjects of CASIA-FaceV5 are randomly paired into 250 different identity pairs for the experiment.

Face Recognition Models and Face Recognition Systems. In our experiments, we use five face recognition models, FaceNet [34], MobileFace, IRSE50, IRSE101, and IR151 [8], and five commercial face recognition systems, Face++ [13], Baidu [2], Aliyun [1], Tencent [41] and Microsoft [29]. Because the API of Aliyun’s face recognition system is not available to individual users, we only use the web application of Aliyun’s face recognition system for our experiments. In Microsoft’s face recognition system, we use “recognition_04” face recognition model and “detection_03” face detection model, which are the latest versions of Microsoft’s face recognition system. All other face recognition systems use the default version.

Evaluate Metrics. For impersonation attacks on face recognition models, the attack success rate (ASR) [7, 46, 47] is reported as an evaluation metric,

$$ASR = \frac{\sum_{i=1}^N 1_{\tau}(\cos[f(x_i^t), f(x_i^{adv})] > \tau)}{N} \times 100\% \quad (7)$$

where N is the number of pairs in the face dataset, 1_{τ} denotes the indicator function, τ is a pre-determined threshold. For each victim facial recognition model, τ will be determined at 0.1% False Acceptance Rate (FAR) on all possible image pairs in LFW, i.e. FaceNet 0.409, MobileFace 0.302, IRSE50 0.241, and IR152 0.167.

For the evaluation of attacks on face recognition systems, we report the mean confidence scores (MCS) on each dataset as an evaluation metric,

$$MCS = \frac{\sum_{i=1}^N conf_i}{N} \times 100\% \quad (8)$$

where $conf$ is a confidence score between the target and the attack returned from the face recognition system API, N is the number of pairs in the face dataset.

Implementation Details. We first resize all the input images from all datasets to 512×512 and normalize to $[0, 1]$. The following is the setting of our main comparison method in the experiment.

- PASTE is the standard baseline that we use to directly paste the target image’s associated binary mask M region onto the attacker’s source image and then perform the impersonation attack.
- AM $_{\infty}$ is the adversarial mask attack method with the ℓ_{∞} -bound. The perturbation step size α is set to 0.003. The number of iterations N is set to 2000. the perturbation bound ϵ is set to 0.3.

The target face model f uses IRSE101 and the remaining models, FaceNet, MobileFace, IRSE50 and IR151, are used as victim models for the black box attack.

- RSTAM $_{\infty}$ is the ℓ_{∞} -bound RSTAM. The hyperparameter β is set to 0.2. Other settings are the same as on AM $_{\infty}$.
- RSTAM $_{\infty}^{all}$ uses all five face recognition models as target face models without using the random meta-optimization ensemble strategy. Assume that the target face models $F = [f_1, f_2, f_3, f_4, f_5]$, we can get the n_{th} update gradient as

$$\mathbf{g}_n = \frac{1}{5} \sum_{i=1}^5 \nabla_{\mathbf{x}_n^{adv}} \mathcal{L}(f_i(\mathbf{RST}(\mathbf{x}_n^{adv}, \beta)), f_i(\mathbf{x}^t)). \quad (9)$$

Other settings are the same as on RSTAM $_{\infty}$.

- RSTAM $_{\infty}^{meta}$ is the ℓ_{∞} -bound RSTAM with using the random meta-optimization ensemble strategy. The target models F use all five face recognition models. Other settings are the same as on RSTAM $_{\infty}$.
- RSTAM $_2$ is the ℓ_2 -bound RSTAM. The perturbation step size α is set to 2. Other settings are the same as on RSTAM $_{\infty}$.
- RSTAM $_2^{meta}$ is the ℓ_2 -bound RSTAM with using the random meta-optimization ensemble strategy. The perturbation step size α is set to 2. Other settings are the same as on RSTAM $_{\infty}^{meta}$.

Additionally, we implement our codes based on the open source deep learning platform PyTorch [33].

4.2 Digital-Environment Experiments

In this section, we will present the outcomes of the black-box impersonation attack in the digital world. Firstly, we will report quantitative results and qualitative results in the datasets CelebA-HQ, LFW, MT, and CASIA-FaceV5, respectively. Next, we will report the results of the hyperparameter β sensitivity experiments.

Quantitative Results. Table 1-4 show the quantitative results on digital images. Table 1 shows the results of the black-box impersonation attack on the CelebA-HQ dataset, which is a high-definition multi-attribute face dataset including annotations with 40 attributes per image. The images in this collection span a wide range of position variants as well as background clutter. We can see from Table 1 that the ASR of RSTAM $_{\infty}$ for Face Models is much higher than PASTE benchmark and AM $_{\infty}$, 64.20% (RSTAM $_{\infty}$) vs. 27.40% (PASTE) vs. 31.60% (AM $_{\infty}$) on FaceNet, 63.20% vs. 48.00% vs. 43.80% on MobileFace, 91.00% vs. 54.80% vs. 59.60% on IRSE50, and 91.80% vs. 41.20% vs. 51.20% on IR151. The hard ensemble attack method RSTAM $_{\infty}^{all}$ increases the MCS on Face++ (74.24% vs. 71.94%) and Baidu (72.54% vs. 70.80%) but decreases on Tencent (49.50% vs. 50.63%) and Microsoft (49.12% vs. 53.97%) for the Face Systems in Table 1. Thus, we can think that the hard ensemble attack method is not the best ensemble attack method, and the ensemble attack method RSTAM $_{\infty}^{meta}$ based on our proposed random meta-optimization strategy can further improve the performance of the ensemble attack method, 74.76% (RSTAM $_{\infty}^{meta}$) vs. 74.24% (RSTAM $_{\infty}^{all}$) on Face++, 72.83% vs. 72.54% on Baidu, 50.88% vs. 49.50% on Tencent, and 50.58% vs. 49.12% on Microsoft. Lastly, we can also see in Table 1 that the ℓ_2 -bound RSTAM has better attack performance than the ℓ_{∞} -bound in the black-box attack on commercial face recognition system.

Table 2 provides the results of the black-box impersonation attack on the low-quality face dataset LFW. From Table 2, we can observe that the RSTAM attack is still effective on low-quality face images. The MCS of RSTAM $_2^{meta}$ on LFW can reach 70.29% in Face++, 70.08% in Baidu, 51.45% in Tencent and 50.13% in Microsoft.

Table 3 presents the results of the black box impersonation attack on the female makeup face images of the MT dataset and Table 4 presents the results of the attack on the Asian face dataset CASIA-FaceV5. Compared with the multi-attribute datasets CelebA-HQ and LFW, the Face Models show lower robustness under relatively single-attribute face datasets MT and CASIA, and PASTE can then achieve a higher ASR. In contrast, commercial face recognition systems show similar robustness to single-attribute face datasets and multi-attribute face datasets. It can also be demonstrated that RSTAM, our proposed black-box impersonation attack method, can effectively work with single-attribute or multi-attribute datasets, high-quality or low-quality images, face recognition models, and commercial face recognition systems.

Table 1: The results of digital black-box impersonation attacks on the CelebA-HQ dataset. The attack evaluation metric for face models uses ASR (%), while the attack evaluation metric for face systems uses MCS (%). The highlighted values represent the best in each column.

	Face Models				Face Systems			
	FaceNet	MobileFace	IRSE50	IR151	Face++	Baidu	Tencent	Microsoft
PASTE	27.40	48.00	54.80	41.20	66.21	61.98	30.37	29.60
AM $_{\infty}$	31.60	43.80	59.60	51.20	65.66	61.44	33.42	32.87
RSTAM $_{\infty}$	64.20	63.20	91.00	91.80	71.94	70.80	50.63	53.97
RSTAM $_{\infty}^{all}$	-	-	-	-	74.24	72.54	49.50	49.12
RSTAM $_{\infty}^{meta}$	-	-	-	-	74.76	72.83	50.88	50.58
RSTAM $_2$	60.80	62.4	89.4	91.80	71.18	70.75	52.60	55.67
RSTAM $_2^{meta}$	-	-	-	-	74.80	72.90	51.94	52.19

Table 2: The results of digital black-box impersonation attacks on the LFW dataset. The attack evaluation metric for face models uses ASR (%), while the attack evaluation metric for face systems uses MCS (%). The highlighted values represent the best in each column.

	Face Models				Face Systems			
	FaceNet	MobileFace	IRSE50	IR151	Face++	Baidu	Tencent	Microsoft
PASTE	24.00	36.40	44.20	21.20	58.90	51.86	27.70	22.13
AM $_{\infty}$	28.00	36.60	49.40	33.60	59.65	52.85	31.04	26.37
RSTAM $_{\infty}$	59.20	50.80	85.40	89.00	66.11	66.94	47.34	48.88
RSTAM $_{\infty}^{all}$	-	-	-	-	69.59	69.45	48.20	45.78
RSTAM $_{\infty}^{meta}$	-	-	-	-	70.00	69.82	49.45	47.71
RSTAM $_2$	57.60	52.00	84.80	89.00	65.56	66.93	51.16	53.18
RSTAM $_2^{meta}$	-	-	-	-	70.29	70.08	51.45	50.13

Qualitative Results. The results of the qualitative are shown in Figure 3. As illustrated in Figure 2, the confidence scores between the targets and the attacks generated via RSTAM are much higher than the confidence scores between the targets and the sources. The confidence scores of the attacks using RSTAM are mostly greater than 70%. In particular, the confidence score between the attack and the target can reach 97.39% on the LFW using RSTAM $_2^{meta}$ for the Tencent face recognition system.




Figure 3: The visualization results of digital black-box impersonation attacks on five commercial face recognition systems. The confidence scores are pasted to the right of each attack, (F:Face++, B:Baidu, A:Aliyun, T:Tencent, M:Microsoft).

Table 3: The results of digital black-box impersonation attacks on the MT dataset. The attack evaluation metric for face models uses ASR (%), while the attack evaluation metric for face systems uses MCS (%). The highlighted values represent the best in each column.

	Face Models				Face Systems			
	FaceNet	MobileFace	IRSE50	IR151	Face++	Baidu	Tencent	Microsoft
PASTE	86.40	61.80	71.30	42.00	63.87	55.98	28.15	28.16
AM _∞	87.00	61.20	77.40	54.80	63.62	57.07	31.26	31.41
RSTAM _∞	94.40	79.00	95.60	92.20	71.26	65.81	46.43	49.06
RSTAM _∞ ^{all}	-	-	-	-	72.59	67.39	45.37	47.74
RSTAM _∞ ^{meta}	-	-	-	-	73.06	67.98	46.08	48.90
RSTAM ₂	93.80	79.40	94.20	92.20	70.73	66.17	48.23	51.84
RSTAM ₂ ^{meta}	-	-	-	-	73.12	68.18	47.44	50.65

Table 4: The results of digital black-box impersonation attacks on the CASIA-FaceV5 dataset. The attack evaluation metric for face models uses ASR (%), while the attack evaluation metric for face systems uses MCS (%). The highlighted values represent the best in each column.

	Face Models				Face Systems			
	FaceNet	MobileFace	IRSE50	IR151	Face++	Baidu	Tencent	Microsoft
PASTE	92.40	80.80	89.20	66.40	59.53	52.02	27.99	42.82
AM _∞	92.00	79.20	90.80	72.40	63.44	56.52	34.05	46.01
RSTAM _∞	97.20	87.60	98.40	97.60	71.70	68.27	42.59	57.34
RSTAM _∞ ^{all}	-	-	-	-	72.84	69.91	44.39	57.77
RSTAM _∞ ^{meta}	-	-	-	-	73.31	70.26	44.96	58.88
RSTAM ₂	97.20	90.00	98.80	98.00	71.44	69.41	47.29	62.62
RSTAM ₂ ^{meta}	-	-	-	-	73.82	70.76	46.71	60.87

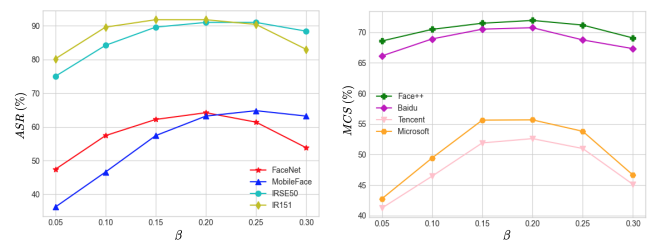


Figure 4: The results of the hyperparameter β sensitivity experiments using the RSTAM_∞ attack on the CelebA-HQ dataset.

Sensitivity of the Hyperparameter β . The hyperparameter β is used to control the random similarity transformation with 4DoF, which plays an important role in RSTAM. We perform sensitivity experiments for the hyperparameter β using RSTAM_∞ on the CelebA-HQ dataset. The results of the hyperparameter β sensitivity experiments are shown in Figure 4. As shown in Figure 4, we suggest that the hyperparameter β is set between 0.15 and 0.25. In all experiments except the sensitivity experiment of β , we set the hyperparameter β to 0.2.

4.3 Physical-Realizability Experiments

The successful completion of an attack in the digital world does not guarantee that it can be applied to the physical world. Moreover, compared to digital attacks, physical attacks have more practical value in the real world. Therefore, we use a mobile and compact printer, Canon SELPHY CP1300, to print out adversarial masks to

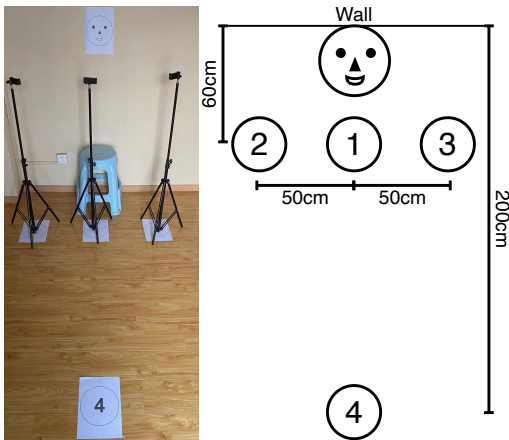


Figure 5: Realistic environmental settings for physical attack experiments.

carry out experiments on physical attacks. The setup of the physical environment is shown in Figure 5. For shooting, the camera makes use of the iPhone 11 Pro Max’s 12 MP front-facing camera as well as a Bluetooth remote control.

Figure 5 shows the visualization results of our physical black-box impersonation attacks against the five state-of-the-art commercial face recognition systems. The target and source are the same as in Figure 1. Although the printed adversarial masks exhibit distortion in comparison to the digital adversarial masks, the confidence scores of the physical attacks at position ① are not much reduced, and even increase on $RSTAM_{\infty}^{meta}$ and $RSTAM_2^{meta}$ against the Face++. This also shows that RSTAM is effective in using a mobile and compact printer to implement physical attacks in a realistic environment. Except for the attack on the Tencent face system, RSTAM can maintain a high confidence score for commercial face recognition systems at various positions. Moreover, RSTAM can have good attack performance at the long-range position ④, where the face is of low quality. Similarly, in the physical world, the $RSTAM_{\infty}^{meta}$ and $RSTAM_2^{meta}$ ensemble attack methods based on random meta-optimization strategy have superior attack performance.

5 CONCLUSIONS

In this paper, we propose a black-box impersonation attack method on face recognition, RSTAM. In order to improve the transferability of the adversarial masks, we propose a random similarity transformation strategy for increasing the input diversity and a random meta-optimization strategy for ensembling several pre-trained face models to generate more general adversarial masks. Finally, we perform experimental validation on four public face datasets: CelebA, LFW, MT, CASIA-FaceV5, and five commercial face recognition systems: Face++, Baidu, Aliyun, Tencent, and Microsoft. The experiments adequately demonstrate that RSTAM is an effective attack on face recognition. Furthermore, RSTAM can be easily implemented as a physical black-box impersonation attack using a mobile and compact printer. We can also find that the current commercial face recognition systems are not very secure. We can easily collect real face images of target identities from social networks and then complete the impersonation attacks with RSTAM. Therefore, our further

work will focus on how to effectively defend against RSTAM and achieve a more robust and secure face recognition model.

REFERENCES

- [1] Aliyun. 2022. <https://vision.aliyun.com/facebody>, Last accessed on 2022-03-29.
- [2] Baidu. 2022. <https://ai.baidu.com/tech/face>, Last accessed on 2022-03-29.
- [3] Wieland Brendel, Jonas Rauber, and Matthias Bethge. 2018. Decision-Based Adversarial Attacks: Reliable Attacks Against Black-Box Machine Learning Models. In *International Conference on Learning Representations (ICLR)*.
- [4] Nicholas Carlini and David Wagner. 2017. Towards evaluating the robustness of neural networks. In *IEEE Symposium on Security and Privacy (SP)*. IEEE, 39–57.
- [5] Shuyu Cheng, Yinpeng Dong, Tianyu Pang, Hang Su, and Jun Zhu. 2019. Improving black-box adversarial attacks with a transfer-based prior. *Neural Information Processing Systems (NeurIPS)* 32 (2019).
- [6] Canon SELPHY CP1300. 2022. <https://www.usa.canon.com/internet/portal/us/home/products/details/printers/mobile-compact-printer/cp1300-bkn>, Last accessed on 2022-03-29.
- [7] Debayan Deb, Jianbang Zhang, and Anil K Jain. 2020. Advfaces: Adversarial face synthesis. In *IEEE International Joint Conference on Biometrics (IJCB)*. IEEE.
- [8] Jiankang Deng, Jia Guo, Niannan Xue, and Stefanos Zafeiriou. 2019. Arcface: Additive angular margin loss for deep face recognition. In *IEEE Conference on Computer Vision and Pattern Recognition (CVPR)*. 4690–4699.
- [9] Thomas G Dietterich. 2000. Ensemble methods in machine learning. In *International Workshop on Multiple Classifier Systems*. Springer, 1–15.
- [10] Yinpeng Dong, Fangzhou Liao, Tianyu Pang, Hang Su, Jun Zhu, Xiaolin Hu, and Jianguo Li. 2018. Boosting adversarial attacks with momentum. In *IEEE Conference on Computer Vision and Pattern Recognition (CVPR)*. 9185–9193.
- [11] Yinpeng Dong, Tianyu Pang, Hang Su, and Jun Zhu. 2019. Evading defenses to transferable adversarial examples by translation-invariant attacks. In *IEEE Conference on Computer Vision and Pattern Recognition (CVPR)*. 4312–4321.
- [12] Yinpeng Dong, Hang Su, Baoyuan Wu, Zhifeng Li, Wei Liu, Tong Zhang, and Jun Zhu. 2019. Efficient decision-based black-box adversarial attacks on face recognition. In *IEEE Conference on Computer Vision and Pattern Recognition (CVPR)*. 7714–7722.
- [13] Face++. 2022. <https://www.faceplusplus.com>, Last accessed on 2022-03-29.
- [14] Chelsea Finn, Pieter Abbeel, and Sergey Levine. 2017. Model-agnostic meta-learning for fast adaptation of deep networks. In *Proceedings of International Conference on Machine Learning (ICML)*. PMLR, 1126–1135.
- [15] Lianli Gao, Qilong Zhang, Jingkuan Song, Xianglong Liu, and Heng Tao Shen. 2020. Patch-wise attack for fooling deep neural network. In *European Conference on Computer Vision*. Springer, 307–322.
- [16] Ian Goodfellow, Jean Pouget-Abadie, Mehdi Mirza, Bing Xu, David Warde-Farley, Sherjil Ozair, Aaron Courville, and Yoshua Bengio. 2014. Generative adversarial nets. *Neural Information Processing Systems (NeurIPS)* 27 (2014).
- [17] Ian J Goodfellow, Jonathon Shlens, and Christian Szegedy. 2014. Explaining and harnessing adversarial examples. *arXiv preprint arXiv:1412.6572* (2014).
- [18] Gary B Huang, Marwan Mattar, Tamara Berg, and Eric Learned-Miller. 2008. Labeled faces in the wild: A database for studying face recognition in unconstrained environments. In *Workshop on faces in 'Real-Life' Images: detection, alignment, and recognition*.
- [19] Andrew Ilyas, Logan Engstrom, Anish Athalye, and Jessy Lin. 2018. Black-box adversarial attacks with limited queries and information. In *Proceedings of International Conference on Machine Learning (ICML)*. PMLR, 2137–2146.
- [20] Muhammad Abdullah Jamal and Guo-Jun Qi. 2019. Task agnostic meta-learning for few-shot learning. In *IEEE Conference on Computer Vision and Pattern Recognition (CVPR)*.
- [21] Haibo Jin, Shengcai Liao, and Ling Shao. 2021. Pixel-in-Pixel Net: Towards Efficient Facial Landmark Detection in the Wild. *International Journal on Computer Vision (IJCV)* (Sep 2021). <https://doi.org/10.1007/s11263-021-01521-4>
- [22] Tero Karras, Timo Aila, Samuli Laine, and Jaakko Lehtinen. 2018. Progressive Growing of GANs for Improved Quality, Stability, and Variation. In *International Conference on Learning Representations (ICLR)*.
- [23] Stepan Komkov and Aleksandr Petiushko. 2021. AdvHat: Real-World Adversarial Attack on ArcFace Face ID System. In *International Conference on Pattern Recognition (ICPR)*. IEEE Computer Society, 819–826.
- [24] Tingting Li, Ruihe Qian, Chao Dong, Si Liu, Qiong Yan, Wenwu Zhu, and Liang Lin. 2018. Beautygan: Instance-level facial makeup transfer with deep generative adversarial network. In *ACM International Conference on Multimedia (ACM MM)*. 645–653.
- [25] Yandong Li, Lijun Li, Liqiang Wang, Tong Zhang, and Boqing Gong. 2019. Nattack: Learning the distributions of adversarial examples for an improved black-box attack on deep neural networks. In *Proceedings of International Conference on Machine Learning (ICML)*. PMLR, 3866–3876.
- [26] Weiyang Liu, Yandong Wen, Zhiding Yu, Ming Li, Bhiksha Raj, and Le Song. 2017. Sphreface: Deep hypersphere embedding for face recognition. In *IEEE Conference on Computer Vision and Pattern Recognition (CVPR)*. 212–220.



Figure 6: The visualization results of physical black-box impersonation attacks on five commercial face recognition systems. The target and source are the same as in Figure 1. The confidence scores are pasted to the right of each attack, (F:Face++, B:Baidu, A:Aliyun, T:Tencent, M:Microsoft).

[27] Ziwei Liu, Ping Luo, Xiaogang Wang, and Xiaoou Tang. 2015. Deep Learning Face Attributes in the Wild. In *IEEE International Conference on Computer Vision (ICCV)*.

[28] Aleksander Madry, Aleksandar Makelov, Ludwig Schmidt, Dimitris Tsipras, and Adrian Vladu. 2018. Towards Deep Learning Models Resistant to Adversarial Attacks. In *International Conference on Learning Representations (ICLR)*.

[29] Microsoft. 2022. <https://azure.microsoft.com/en-us/services/cognitive-services/face>, Last accessed on 2022-03-29.

[30] Dinh-Luan Nguyen, Sunpreet S Arora, Yuhang Wu, and Hao Yang. 2020. Adversarial light projection attacks on face recognition systems: A feasibility study. In *IEEE Conference on Computer Vision and Pattern Recognition (CVPR)*. 814–815.

[31] CAS Institute of Automation. 2009. CASIA-FaceV5. <http://biometrics.idealtest.org>, Last accessed on 2022-03-29.

[32] Omkar M Parkhi, Andrea Vedaldi, and Andrew Zisserman. 2015. Deep face recognition. (2015).

[33] Adam Paszke, Sam Gross, Francisco Massa, Adam Lerer, James Bradbury, Gregory Chanan, Trevor Killeen, Zeming Lin, Natalia Gimelshein, Luca Antiga, et al. 2019. Pytorch: An imperative style, high-performance deep learning library. *Neural Information Processing Systems (NeurIPS)* 32 (2019).

[34] Florian Schroff, Dmitry Kalenichenko, and James Philbin. 2015. Facenet: A unified embedding for face recognition and clustering. In *IEEE Conference on Computer Vision and Pattern Recognition (CVPR)*. 815–823.

[35] Giovanni Seni and John F Elder. 2010. Ensemble methods in data mining: improving accuracy through combining predictions. *Synthesis Lectures on Data Mining and Knowledge Discovery* 2, 1 (2010), 1–126.

[36] Mahmood Sharif, Sruti Bhagavatula, Lujo Bauer, and Michael K Reiter. 2016. Accessorize to a crime: Real and stealthy attacks on state-of-the-art face recognition. In *ACM SIGSAC Conference on Computer and Communications Security*. 1528–1540.

[37] Mahmood Sharif, Sruti Bhagavatula, Lujo Bauer, and Michael K Reiter. 2019. A general framework for adversarial examples with objectives. *ACM Transactions on Privacy and Security (TOPS)* 22, 3 (2019), 1–30.

[38] Nitish Srivastava, Geoffrey Hinton, Alex Krizhevsky, Ilya Sutskever, and Ruslan Salakhutdinov. 2014. Dropout: a simple way to prevent neural networks from overfitting. *The Journal of Machine Learning Research* 15, 1 (2014), 1929–1958.

[39] Qianru Sun, Yaoyao Liu, Tat-Seng Chua, and Bernt Schiele. 2019. Meta-transfer learning for few-shot learning. In *IEEE Conference on Computer Vision and Pattern Recognition (CVPR)*. 403–412.

[40] Oren Tadmor, Tal Rosenwein, Shai Shalev-Shwartz, Yonatan Wexler, and Amnon Shashua. 2016. Learning a metric embedding for face recognition using the multibatch method. In *Neural Information Processing Systems (NeurIPS)*. 1396–1397.

[41] Tencent. 2022. <https://cloud.tencent.com/product/facerecognition>, Last accessed on 2022-03-29.

[42] Hao Wang, Yitong Wang, Zheng Zhou, Xing Ji, Dihong Gong, Jingchao Zhou, Zhifeng Li, and Wei Liu. 2018. Cosface: Large margin cosine loss for deep face recognition. In *IEEE Conference on Computer Vision and Pattern Recognition (CVPR)*. 5265–5274.

[43] Wenzhao Xiang, Hang Su, Chang Liu, Yandong Guo, and Shibo Zheng. 2021. Improving Robustness of Adversarial Attacks Using an Affine-Invariant Gradient Estimator. *arXiv preprint arXiv:2109.05820* (2021).

[44] Cihang Xie, Zhishuai Zhang, Yuyin Zhou, Song Bai, Jianyu Wang, Zhou Ren, and Alan L Yuille. 2019. Improving transferability of adversarial examples with input diversity. In *IEEE Conference on Computer Vision and Pattern Recognition (CVPR)*. 2730–2739.

[45] Lu Yang, Qing Song, and Yingqi Wu. 2021. Attacks on state-of-the-art face recognition using attentional adversarial attack generative network. *Multimedia Tools and Applications* 80, 1 (2021), 855–875.

[46] Bangjie Yin, Wenxuan Wang, Taiping Yao, Junfeng Guo, Zelun Kong, Shouhong Ding, Jilin Li, and Cong Liu. 2021. Adv-Makeup: A New Imperceptible and Transferable Attack on Face Recognition. *International Joint Conference on*

Artificial Intelligence (IJCAI) (2021).

- [47] Yaoyao Zhong and Weihong Deng. 2020. Towards transferable adversarial attack against deep face recognition. *IEEE Transactions on Information Forensics and*

Security 16 (2020), 1452–1466.