

Policy learning with asymmetric utilities*

Eli Ben-Michael[†]

Kosuke Imai[‡]

Zhichao Jiang[§]

November 14, 2022

Abstract

Data-driven decision making plays an important role even in high stakes settings like medicine and public policy. Learning optimal policies from observed data requires a careful formulation of the utility function whose expected value is maximized across a population. Although researchers typically use utilities that depend on observed outcomes alone, in many settings the decision maker’s utility function is more properly characterized by the joint set of potential outcomes under all actions. For example, the Hippocratic principle to “do no harm” implies that the cost of causing death to a patient who would otherwise survive without treatment is greater than the cost of forgoing life-saving treatment. We consider optimal policy learning with asymmetric utility functions of this form. We show that asymmetric utilities lead to an unidentifiable social welfare function, and so we first partially identify it. Drawing on statistical decision theory, we then derive minimax decision rules by minimizing the maximum regret relative to alternative policies. We show that one can learn minimax decision rules from observed data by solving intermediate classification problems. We also establish that the finite sample regret of this procedure is bounded by the mis-classification rate of these intermediate classifiers. We apply this conceptual framework and methodology to the decision about whether or not to use right heart catheterization for patients with possible pulmonary hypertension.

Keywords: Hippocratic oath, minimax regret, partial identification, policy learning, principal stratification

*We acknowledge the partial support from Cisco Systems, Inc. (CG #2370386), National Science Foundation (SES-2051196), and Sloan Foundation (Economics Program; 2020-13946). We also thank the IQSS’s Alexander and Diviya Magaro Peer Pre-Review Program for feedback.

[†]Corresponding author. Assistant Professor, Department of Statistics & Data Science and Heinz College of Information Systems & Public Policy, Carnegie Mellon University. 4800 Forbes Avenue, Hamburg Hall, Pittsburgh PA 15213. Email: ebenmichael@cmu.edu URL: ebenmichael.github.io

[‡]Professor, Department of Government and Department of Statistics, Harvard University. 1737 Cambridge Street, Institute for Quantitative Social Science, Cambridge MA 02138. Email: imai@harvard.edu URL: <https://imai.fas.harvard.edu>

[§]Professor, School of mathematics, Sun Yat-sen University, Guangzhou Guangdong 510275. Email: jiangzhch7@mail.sysu.edu.cn

1 Introduction

The well-known Trolley Problem in ethics goes as follows:

Edward is the driver of a trolley, whose brakes have just failed. On the track ahead of him are five people; the banks are so steep that they will not be able to get off the track in time. The track has a spur leading off to the right, and Edward can turn the trolley onto it. Unfortunately there is one person on the right-hand track. Edward can turn the trolley, killing the one; or he can refrain from turning the trolley, killing the five (Thomson, 1976, p. 206).

Should Edward turn the trolley? Is killing someone worse than letting them die? Such ethical dilemmas frequently confront us in moral and legal debates concerning various issues that range from abortion to self-driving cars (e.g., Foot, 1967; Lin, 2016). Similarly, in the ethics of modern medicine, the Hippocratic principle of “do no harm” remains influential (e.g., Smith, 2005). In the language of utility theory, a physician may assign a utility loss of greater magnitude to the case where a new drug harms a patient than to the case where not providing the new drug leads to the failure to save a patient (e.g., Bordley, 2009).

These examples illustrate the potential applications of *asymmetric* utilities, which treat an undesirable outcome differently depending on which action causes it. Yet, to the best of our knowledge, the existing literature on data-driven decision making and algorithmic policy learning assumes that the decision maker’s utility function is *symmetric* and only depends on the observed outcome regardless of which action causes it.

In this paper, we develop the methodological framework for optimal policy learning with asymmetric utilities, which includes standard symmetric utilities as a special case. We show that in general, asymmetric utilities lead to an unidentifiable social welfare function. Therefore, we partially identify the social welfare function and propose to minimize the maximum regret relative to a particular comparison policy. We consider the maximum regret relative to constant policies such as always-treat and never-treat policies as well as the oracle policy that has complete knowledge of the social welfare function. We demonstrate that one can learn minimax decision rules from observed data by solving intermediate classification problems. We also establish that the finite sample regret of this procedure is bounded by the mis-classification rate of these intermediate classification problems.

We use this framework to re-assess the use of Right Heart Catheterization (RHC), an invasive diagnostic tool (Connors et al., 1996). We learn decision rules based on clinical variables as we vary the asymmetry in the utility function between failing to prevent a patient’s death and causing it via RHC. These decision rules differ depending on whether we minimize the worst-case regret relative to a constant policy (always or never using RHC) or the oracle policy that uses RHC optimally. We inspect how the choice of utility function and comparator affect the learned decision rules,

finding substantial variability based on these choices. Finally, we translate these findings into a constrained symmetric utility maximization framework, where we seek to find an algorithmic policy that minimizes expected mortality subject to constraints on the worst-case proportion of patients that the policy harms or fails to save. We exhibit a trade-off between these goals, showing that expected mortality will rise with more-stringent constraints.

Related Literature. Recent years have seen an increased interest in developing approaches for algorithmic policy learning from randomized control trials or observational data. Many of these approaches follow a similar structure. First, quantify the social welfare of a policy based on the marginal distribution of the potential outcomes. Then, show how to identify the social welfare from observable data and find a policy that maximizes the empirical welfare or minimizes the regret relative to a set comparison policy. These approaches typically use inverse propensity score weighting or double-robust methods for the identification and estimation steps (see [Beygelzimer and Langford, 2009](#); [Qian and Murphy, 2011](#); [Dudik et al., 2011](#); [Zhao et al., 2012](#); [Zhang et al., 2012](#); [Swaminathan and Joachims, 2015](#); [Kitagawa and Tetenov, 2018](#); [Kallus, 2018](#); [Luedtke and Van Der Laan, 2016](#); [Athey and Wager, 2021](#), among others). There is also a related literature that focuses on identifying and estimating optimal policies in settings with unmeasured confounding via instrumental variables; see [Cui and Tchetgen Tchetgen \(2021\)](#); [Qiu et al. \(2021\)](#).

More immediately relevant to our discussion here, there is a parallel set of recent work that considers scenarios where we cannot point identify the social welfare function for possible policies. This arises in situations including the following; (1) there is unmeasured confounding in an observational study ([Kallus and Zhou, 2021](#)), (2) there is an instrumental variable that is correlated with treatment effects ([Pu and Zhang, 2021](#)), (3) there is no overlap between different treatment conditions ([Ben-Michael et al., 2021](#)), or (4) treatments are dynamic without sequential ignorability ([Han, 2021](#)). In these settings, the social welfare function can only be partially identified from observable data, and so we cannot find an algorithmic policy that maximizes it. Instead, these approaches use ideas from robust optimization (see [Bertsimas et al., 2011](#), for a review) to minimize the worst case regret relative to a comparison policy. As [Cui \(2021\)](#) discusses, building on classical ideas in decision theory ([Manski, 2005](#)), the choice of comparison policy is key to determining the minimax optimal policy. We will explore this below in the setting where the utilities explicitly depend on the joint potential outcomes or principal strata.

Paper outline. The paper proceeds as follows. Section 2 describes the goal of policy learning with asymmetric utilities and reviews the standard symmetric case. Section 3 discusses partial identification of the social welfare function and the minimax population policies relative to different alternatives. Section 4 then shows how to estimate such policies from data. Finally, Section 5 exhibits the procedure via a brief simulation study, Section 6 applies this framework to the use of RHC, and Section 7 concludes.

2 Preliminaries

In this section, we introduce the notation and assumptions used throughout this paper. We also discuss the nature of asymmetric utilities before providing a brief review of policy learning with symmetric utilities, which is a special case of our proposed framework.

2.1 Notation and assumptions

Suppose that we have a simple random sample of n units from a super population \mathcal{P} where each unit $i = 1, \dots, n$ has a set of characteristics $X_i \in \mathcal{X}$. We consider a binary treatment assignment decision $D_i \in \{0, 1\}$, which can be made by either individual i or a policy maker. We assume that the outcome Y_i is binary with $Y_i = 1$ indicating a desirable outcome (e.g., survival) and $Y_i = 0$ representing an undesirable outcome (e.g., death). Under the assumption that there is only one version of treatment and no interference across units, we have two binary potential outcomes for each unit i where $Y_i(d) \in \{0, 1\}$ represents the potential outcome under the scenarios where the unit receives the decisions $D_i = d$ for $d = 0, 1$ (Neyman, 1923; Rubin, 1980).

The setup implies that the observed outcome for unit i can be written as $Y_i = D_i Y_i(1) + (1 - D_i) Y_i(0)$ and the tuple of random variables $\{X_i, D_i, Y_i(1), Y_i(0)\}$ is assumed to be independently and identically distributed. Importantly, under this setting, each unit belongs to one of the four *principal strata* defined by the values of the two potential outcomes, i.e., $(Y_i(1), Y_i(0)) = (y_1, y_0) \in \{(0, 0), (0, 1), (1, 0), (1, 1)\}$ (Frangakis and Rubin, 2002). For example, the principal stratum $(y_1, y_0) = (1, 0)$ represents a group of units who would yield the desirable outcome only when they are treated, i.e., $D_i = 1$, whereas the principal stratum $(y_1, y_0) = (1, 1)$ indicates a group of units whose outcome is desirable regardless of the treatment decision. Since we never observe the two potential outcomes at the same time for any given unit, it is impossible to know which principal stratum each unit belongs to without additional assumptions.

Throughout this paper, for the sake of notational simplicity, we will drop the individual i subscript in expressions involving expectations over the distribution. We will also assume the following standard strong ignorability assumption for observational studies and randomized control trials.

Assumption 1 (Strong ignorability (Rosenbaum and Rubin, 1983)). $\{Y(1), Y(0)\} \perp\!\!\!\perp D \mid X$ and $0 < d(x) < 1$ for all $x \in \mathcal{X}$ where $d(x) \equiv P(D = 1 \mid X = x)$ represents the propensity score.

Under this assumption, we can identify the expected potential outcome under decision d given covariates x , which we denote as $m(d, x) \equiv \mathbb{E}[Y(d) \mid X = x]$. However, it is impossible to identify the *principal score*, or the conditional probability of belonging to a principal stratum given covariates, which is formally defined as $e_{y_1 y_0}(x) \equiv P(Y(1) = y_1, Y(0) = y_0 \mid X = x)$, because we do not observe the two potential outcomes at the same time for any given unit (Ding and Lu, 2017; Jiang et al., 2020).

2.2 Asymmetric utilities and regret

We focus on deterministic individualized policies $\pi : \mathcal{X} \rightarrow \{0, 1\}$ that assign a binary treatment decision to individual units according to their characteristics $X \in \mathcal{X}$. To learn optimal policies from the observed data, we consider a utility function $u(d; y_1, y_0)$ that encodes the utility for taking treatment decision d for a unit in principal stratum (y_1, y_0) . Crucially, this utility function depends on the values of *both* potential outcomes. This contrasts with the standard utility function $u(d; y)$, which only depends on the realized potential outcome $Y_i(d) = y$ under the decision d .

The key aspect of this utility function is that it allows for asymmetric utilities with the same realized outcome. For example, under the Hippocratic oath, the absolute magnitude of the utility loss when a new treatment harms a patient is greater than that of the utility gain under a scenario where the same treatment benefits another patient. Specifically, we parameterize the utility function as follows:

- (i) the utility gain associated with a “useful treatment,” i.e., $(y_1, y_0) = (1, 0)$, is $u_g - c_g \equiv u(1; 1, 0) - u(0; 1, 0)$ (e.g., treating with a drug that would benefit the patient)
- (ii) the utility loss associated with a “harmful treatment,” i.e., $(y_1, y_0) = (0, 1)$, is $-u_l - c_l \equiv u(1; 0, 1) - u(0; 0, 1)$ (e.g., treating with a drug that would harm the patient)
- (iii) the utility loss of treating with a “harmless treatment,” i.e., $(y_1, y_0) = (1, 1)$, is $-c_1 = u(1; 1, 1) - u(0; 1, 1)$ (e.g., treating with a drug that would not harm the patient)
- (iv) the utility loss of treating with a “useless treatment,” i.e., $(y_1, y_0) = (0, 0)$, is $-c_0 = u(1; 0, 0) - u(0; 0, 0)$ (e.g., treating with a drug that would not benefit the patient)

The values c_g, c_l, c_1, c_0 denote the cost of administering the treatment $d = 1$ relative to not doing so $d = 0$ in each of the four principal strata. The values u_g and u_l represent the magnitude of the utility gain and loss for administering a useful and harmful treatment, respectively. In this setting, these utility values are known and fixed by the decision maker. If the utility functions were unknown, they would first need to be elicited in some manner (see, e.g. [González-Ortega et al., 2018](#), for a review).

Throughout, we will assume that the costs are identical, i.e., $c_g = c_b = c_1 = c_0 = c$. In addition, we assume u_g and u_l are positive, and c is non-negative. Table 1 summarizes this asymmetric utility structure. Fixing the costs to be identical amounts to restricting the utility loss from a harmless and useless treatment to be equal. Without this restriction there will be an additional asymmetry due to the different costs, which would not affect our development, except to make the notation more cumbersome and results less interpretable. Note that our asymmetric utilities include symmetric utilities as special cases, thereby generalizing the standard setting considered in the policy learning literature. In Appendix A, we show that although it is possible to construct

	$Y_i(0) = 1$	$Y_i(0) = 0$
$Y_i(1) = 1$	Harmless $-c$	Useful $u_g - c$
$Y_i(1) = 0$	Harmful $-u_l - c$	Useless $-c$

Table 1: Asymmetric utilities based on the four principal strata. Each cell corresponds to the principal stratum defined by the values of the two potential outcomes, $Y_i(1)$ and $Y_i(0)$. Each entry represents the utility gain/loss of treatment assignment, relative to no treatment (c is the cost of treatment assignment), for a unit that belongs to the corresponding principal stratum. We assume that $u_l, u_g > 0$ and $c \geq 0$. Symmetric utilities are a special case with $u_g = u_l$.

asymmetric utilities without using principal strata, doing so still implies some restrictions on the structure of utilities.

Finally, in many scenarios the decision maker's utility function could depend on covariates as well. For instance, the cost of administering treatment may depend on individual characteristics. Our discussion below readily extends to such utility functions by allowing utility functions to depend on the covariates X . Below we will show that the asymmetric utility functions indeed induce decision problems where weights on decisions depend on covariates.

Given this setup, we measure the overall quality of a policy π by its expected utility (also called the *value* or *social welfare*),

$$\begin{aligned}
V(\pi) &= \mathbb{E} \left[\sum_{y_1=0}^1 \sum_{y_0=0}^1 \mathbb{1}\{Y(1) = y_1, Y(0) = y_0\} \{u(0; y_1, y_0)(1 - \pi(X)) + u(1; y_1, y_0)\pi(X)\} \right] \\
&= \mathbb{E} \left[\sum_{y_1=0}^1 \sum_{y_0=0}^1 e_{y_1 y_0}(X) \{u(0; y_1, y_0)(1 - \pi(X)) + u(1; y_1, y_0)\pi(X)\} \right].
\end{aligned} \tag{1}$$

We will primarily be comparing two policies with one another, rather than considering one policy in isolation. We begin by defining the *regret* of policy π relative to another policy ϖ as the difference in values, $V(\varpi) - V(\pi)$. Using the relations $m(1, x) = e_{11}(x) + e_{10}(x)$ and $m(0, x) = e_{11}(x) + e_{01}(x)$, we show in Appendix D that we can write the regret in a simplified form:

$$R_{e_{01}}(\pi, \varpi) = V(\varpi) - V(\pi) = \mathbb{E}[(\varpi(X) - \pi(X))\{u_g \tau(X) + (u_g - u_l)e_{01}(X) - c\}]. \tag{2}$$

where $\tau(x) \equiv \mathbb{E}(Y(1) - Y(0) \mid X = x) = m(1, x) - m(0, x)$ is the conditional average treatment effect (CATE) given the covariates $X = x$.

There are three components that contribute differently to the regret in Equation (2). First, the

difference in the expected treatment effects for those treated under policy ϖ and policy π , which is scaled by the utility gain for a useful treatment u_g , represents a symmetric component of the utility, where we compare the marginal benefits of the policies. The second component is an asymmetric adjustment term, and relates to the probability of belonging to the group for whom the treatment is harmful (principal stratum with $(y_1, y_0) = (0, 1)$). This can counteract the marginal benefit of treatment and is scaled by the difference between the utility gain for a useful treatment and the loss for a harmful treatment, i.e., $u_g - u_l$. The final term c corresponds to the difference in the overall costs of the two policies.

The first and third components, the difference in effects and costs are point identifiable under Assumption 1. The second component, however, is only *partially identifiable* due to the unidentifiability of principal score $e_{01}(\cdot)$. We use the e_{01} subscript for the regret in Equation (2) to signify this fact. Therefore, we cannot pinpoint whether any policy is superior to any other policy in general. The remainder of this paper focuses on handling this ambiguity.

Constrained formulation. While we have arrived at the objective defined in Equation (2) through a utility-based framework, we can also characterize this decision problem in the following constrained form,

$$\begin{aligned} \min_{\pi} & P(Y(\pi(X)) < Y(1)) \\ \text{subject to} & P(Y(\pi(X)) < Y(0)) \leq \delta \\ & \mathbb{E}[\pi(X)] \leq B \end{aligned} \tag{3}$$

where $P(Y(\pi(X)) < Y(0)) = P(Y(1) = 0, Y(0) = 1, \pi(X) = 1)$ and $P(Y(\pi(X)) < Y(1)) = P(Y(1) = 1, Y(0) = 0, \pi(X) = 0)$ represent the probabilities that policy π gives a harmful treatment or fails to give a useful treatment for a randomly selected member of the population, respectively.

In this formulation, the goal is to find a policy π that minimizes the expected proportion of *false negatives* — failing to give a useful treatment — subject to a constraint on the expected proportion of *false positives* — providing a harmful treatment — and the treatment *budget* — the proportion of units treated. Thus, the decision problem given in Equation (3) allows the policy maker to explicitly state their preferences via the constraint on the number of false positives and the budget, rather than implicitly through the utility function in the regret $R_{e_{01}}(\pi, \varpi)$. It is also possible to swap the constraints and the objective to minimize the proportion of false positives subject to a constraint on the proportion of false negatives. We can also interpret Equation (3) through the lens of multiple testing, for each unit i we have a null hypothesis $H_{0i} : Y_i(1) < Y_i(0)$, i.e. that unit i is harmed by treatment. Then, we can view the policy $\pi(X_i)$ as determining whether to reject H_{0i} or not. Then, the constraint on the proportion of false positives in Equation (3) is a scaling of the false detection rate, where the budget constraint limits the number of rejections, and the objective is a measure of the average power under the alternative $H_{1i} : Y_i(1) > Y_i(0)$.

However, note that $P(Y(\pi(X)) < Y(0)) = \mathbb{E}[\pi(X)e_{01}(X)]$ and $P(Y(\pi(X)) < Y(1)) = \mathbb{E}[(1 -$

$\pi(X)(\tau(x) + e_{01}(X))]$. Thus, we can view the regret $R_{e_{01}}(\pi, \varpi)$ for a constant comparison policy — either always or never providing treatment — as a Lagrangian relaxation of the decision problem defined in Equation (3), where some choice of the false-positive constraint δ and budget B will correspond to a particular value of the utility ratio $\frac{u_g - u_l}{u_g}$ and cost ratio $\frac{c}{u_g}$. This is in contrast to the regret relative to the oracle policy that minimizes the true regret. As we show below, the regret relative to the oracle involves unidentifiable terms in the relative weights on $\tau(x)$ and $e_{01}(x)$, so it cannot be written as a Lagrangian relaxation of Equation (3).

2.3 Policy learning with symmetric utilities: A review

Before discussing policy learning under asymmetric utility functions, we briefly review policy learning with *symmetric* utilities — a special case of our framework — where the absolute magnitude of the utility gain when the treatment leads to a desirable outcome is equal to that of the utility loss when it leads to an undesirable outcome, i.e., $u_g = u_l$. In this case, a policy can make up for the loss from harming some units by the gain from benefiting other units. This can be seen in the following simplified version of the regret in Equation (2):

$$R_{\text{symm}}(\pi, \varpi) = \mathbb{E}[(\varpi(X) - \pi(X))(u_g \tau(X) - c)]. \quad (4)$$

This simplification also occurs under the *monotonicity* assumption about the potential outcomes: if the treatment is almost surely never harmful, i.e., $P(Y(1) \geq Y(0)) = 1$, then the principal score $e_{01}(x)$ is zero for all $x \in \mathcal{X}$.

The symmetric utility does not involve the principal score $e_{10}(\cdot)$, and is identifiable under Assumption 1. Thus, under this setting, the oracle policy that minimizes the regret relative to any other policy has a straightforward form:

$$\pi^{\text{symm}} \equiv \underset{\pi}{\operatorname{argmin}} \max_{\varpi} R_{\text{symm}}(\pi, \varpi) = \mathbb{1}\{u_g \tau(\cdot) \geq c\}. \quad (5)$$

This oracle policy assigns the treatment to all individuals with characteristics x if their expected utility gain of assigning the treatment relative to not assigning it at least makes up for its cost, i.e., $u_g \tau(x) \geq c$. Note that this is equivalent to maximizing the value $V(\pi)$ directly.

Under Assumption 1, therefore, we can write the symmetric regret in Equation (4) in terms of the observed data by using a scoring function $\Gamma_w(x, d, y)$ such that $\mathbb{E}[\Gamma_w(X, D, Y) \mid X = x] = m(w, x)$. For example, the Inverse Probability-of-treatment Weighting (IPW) scoring function weights the observed outcome by the inverse probability of receiving the decision d :

$$\Gamma_w^{\text{ipw}}(X, D, Y) = Y \left\{ \frac{wD}{d(X)} + \frac{(1-w)(1-D)}{1-d(X)} \right\}.$$

An alternative is the Doubly Robust (DR) scoring function that combines the observed outcomes

and their conditional expectations:

$$\Gamma_w^{\text{dr}}(X, D, Y) = m(w, X) + \{Y - m(w, X)\} \left\{ \frac{wD}{d(X)} + \frac{(1-w)(1-D)}{1-d(X)} \right\}.$$

With such a scoring rule, we can then write the symmetric regret function as:

$$\mathbb{E}[(\varpi(X) - \pi(X)) \{u_g(\Gamma_1(X, D, Y) - \Gamma_0(X, D, Y)) - c\}],$$

where the observable quantity $\Gamma_1(X, D, Y) - \Gamma_0(X, D, Y)$ has replaced the causal quantity $\tau(X)$. See [Knaus \(2020\)](#) for a recent review.

In order to empirically find optimal policies from data, recent approaches estimate the propensity score $\hat{d}(\cdot)$ and/or the conditional expected potential outcome $\hat{m}(\cdot, \cdot)$ to create estimated scores $\hat{\Gamma}(X_i, D_i, Y_i)$. For example, we can estimate the IPW scoring function as

$$\hat{\Gamma}_w^{\text{ipw}}(X, D, Y) = Y \left\{ \frac{wD}{\hat{d}(X)} + \frac{(1-w)(1-D)}{1-\hat{d}(X)} \right\}$$

and the DR scoring function as

$$\hat{\Gamma}_w^{\text{dr}}(X, D, Y) = \hat{m}(w, X) + \{Y - \hat{m}(w, X)\} \left\{ \frac{wD}{\hat{d}(X)} + \frac{(1-w)(1-D)}{1-\hat{d}(X)} \right\}.$$

Then, we solve the sample analog of Equation (4). This leads to finding policy $\hat{\pi}$ that solves the following optimization problem:

$$\min_{\pi \in \Pi} -\frac{1}{n} \sum_{i=1}^n \pi(X_i) \left\{ u_g \left(\hat{\Gamma}_1(X_i, D_i, Y_i) - \hat{\Gamma}_0(X_i, D_i, Y_i) \right) - c \right\},$$

where Π represents the *policy class* and restricts the functional form of potential policies. [Athey and Wager \(2021\)](#) establish strong asymptotic guarantees on the regret of the empirical $\hat{\pi}$ relative to the best-in-class policy when using the DR approach with appropriately cross-fit models; see also [Zhao et al. \(2012\)](#); [Kitagawa and Tetenov \(2018\)](#).

3 Policy learning with asymmetric utilities

We now turn to the problem of finding optimal policies in the general asymmetric case where $u_g \neq u_l$. We will first consider the identification problems in the population — i.e., with infinite data. We then show how to find policies empirically from observed data in Section 4.

3.1 The oracle policy with an asymmetric utility function

We begin by considering the oracle policy in the general asymmetric case. By direct computation, the oracle policy that minimizes the regret relative to any other policy with an asymmetric utility function is given by:

$$\pi^o \equiv \operatorname{argmin}_{\pi} \max_{\varpi} R_{e_{01}}(\pi, \varpi) = \mathbb{1} \left\{ \tau(\cdot) \geq \frac{u_l - u_g}{u_g} e_{01}(\cdot) + \frac{c}{u_g} \right\}. \quad (6)$$

Unlike the oracle policy under a symmetric utility function in Equation (5), the oracle policy in the asymmetric case includes the principal score e_{01} , which is unidentifiable under Assumption 1. Since $0 \leq e_{01}(x) \leq 1$ for all x , the asymmetric oracle policy uses a varying threshold for assigning the treatment where the threshold depends on the principal score $e_{01}(X)$.

The way in which the oracle policy depends on the principal score is characterized in part by the nature of asymmetry in the utility function. To understand this relation, consider the case where treatment is costless and so $c = 0$. When $u_l > u_g$, causing the undesirable outcome by assigning the treatment is considered worse than failing to prevent such an outcome by not providing the treatment. This is the asymmetry encoded by the principle to “do no harm” in the Hippocratic oath. This raises the threshold for assigning the treatment because the expected effect must be larger in order to compensate for the downside risk of causing the undesirable outcome. As a result, this biases the oracle policy towards inaction. Conversely, when $u_l < u_g$, it is better to cause the undesirable outcome than fail to prevent it by inaction. In this case, the threshold for the treatment assignment is lower, which biases the oracle policy towards action.

Plot (a) of Figure 1 shows the setup of a one-dimensional example of these decision rules where the cost is zero, $c = 0$. The principal score $e_{01}(x)$ is shown in red whereas the conditional expectations $m(d, x) = \mathbb{E}(Y(d) \mid X = x)$ are shown in blue ($d = 0$) and green ($d = 1$). Plot (b) of the figure shows the functions that make up the decision rules in this example, centered so that the corresponding policies assign $d = 1$ if the function is positive. The symmetric case is shown in green, the oracle in the asymmetric case ($u_g = 0.8$ and $u_l = 1$) is in orange, the minimal regret solution relative to always not assigning the treatment is shown in purple, and the minimal regret solution relative to the oracle is in pink. The last two solutions are discussed in Section 3.3.

In this example, providing the treatment $d = 1$ leads to a higher probability of the desirable outcome except near zero. Therefore, with a symmetric utility function, the oracle policy would assign the treatment in most cases (green). However, the asymmetric case where $u_g = 0.8$ and $u_l = 1$ is different (orange). There is a region of the covariate space where the principal score $e_{01}(x)$ is relatively high, leading to a relatively high probability that the treatment causes the undesirable outcome. Therefore, the asymmetric oracle rule has a higher threshold for the treatment assignment, only providing the treatment when the CATE $\tau(x)$ is large enough and the principal score $e_{10}(x)$ is small enough.

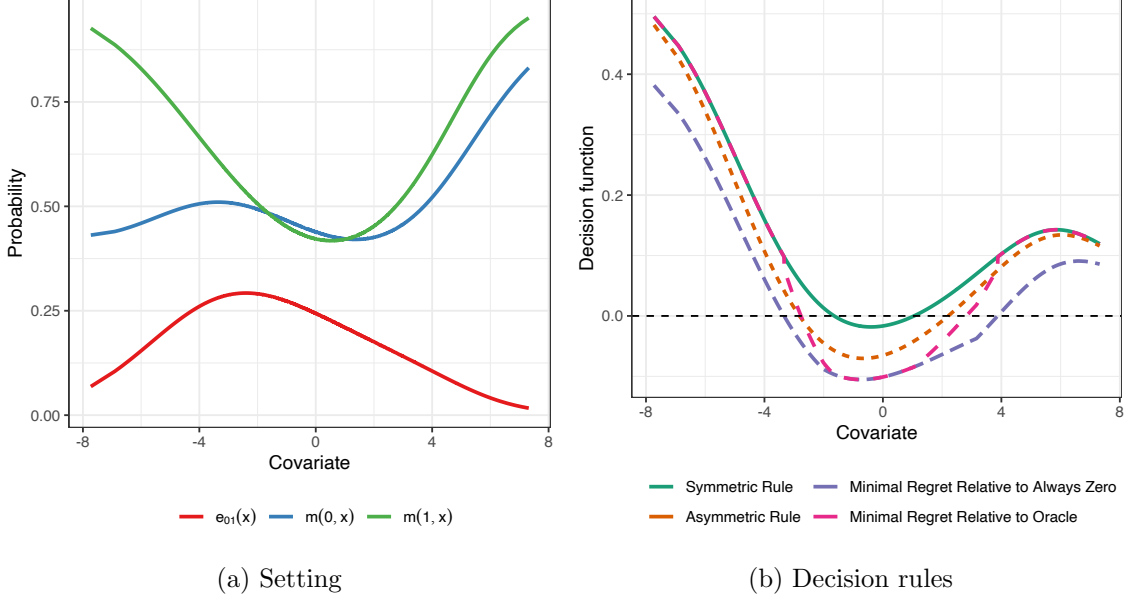


Figure 1: Example decision rules in a hypothetical example with a single covariate and cost $c = 0$. The left plot (a) presents the setting of the example where the values of the principal score $e_{01}(x) = P(Y(1) = 0, Y(0) = 1 \mid X = x)$ are in red while the conditional expectations $m(d, x) = \mathbb{E}(Y(d) \mid X = x)$ are in blue for $d = 0$ and green for $d = 1$, respectively. The right plot (b) presents the decision rules corresponding to (i) the oracle in the symmetric case where $u_g = u_l$ (in green); (ii) the oracle in the asymmetric case where $u_g = 0.8$ and $u_l = 1$ (in orange); (iii) the minimal regret solution relative to always not assigning the treatment $d = 0$ (in purple); and (iv) the minimax regret solution relative to the oracle (in pink). All rules have been transformed so that the policy takes decision 1 when the rule is greater than or equal to zero.

3.2 Partial identification and minimizing worst-case regret

Recall that due to the fundamental problem of causal inference, we cannot point identify the principal score $e_{01}(x)$ for any value of $x \in \mathcal{X}$, leading to the unidentifiability of the regret in Equation (2) in the general asymmetric case with $u_g \neq u_l$. However, we can *partially identify* the principal score by deriving its sharp upper and lower bounds, $L(x)$ and $U(x)$. We then take a minimax approach, and find the policy π^* in the policy class Π that minimizes the maximal regret relative to a fixed policy ϖ :

$$\pi^* \in \operatorname{argmin}_{\pi \in \Pi} \underbrace{\max_{e_{01}(x) \in [L(x), U(x)]} R_{e_{01}}(\pi, \varpi)}_{R_{\sup}(\pi, \varpi)}. \quad (7)$$

Note that the maximum regret $R_{\sup}(\pi, \varpi)$ is relative to a *particular* alternative policy ϖ , and is maximal over all possible values for the principal score $e_{01}(x)$. In comparison to Equation (6), we consider a general alternative policy rather than the only the best-possible one. As we show below, the choice of this alternative policy will lead to different objectives and optimal solutions (see Cui, 2021, for a recent general discussion).

To derive the sharp lower and upper bounds of the principal score, we first define two classification functions:

$$\begin{aligned}\delta_+(x) &= \mathbb{1}\{m(0, x) + m(1, x) - 1 \geq 0\}, \\ \delta_\tau(x) &= \mathbb{1}\{\tau(x) \geq 0\}.\end{aligned}\tag{8}$$

Notice that the difference in the probability that both potential outcomes are one and zero is given by $e_{11}(x) - e_{00}(x) = m(0, x) + m(1, x) - 1$, which is the decision function for classifier $\delta_+(x)$. In other words, we have $\delta_+(x) = 1$ if and only if $e_{00}(x) \leq e_{11}(x)$. Thus, we can view $\delta_+(x)$ as classifying whether there is a higher probability that both potential outcomes are one rather than zero. The other function $\delta_\tau(x)$ classifies whether the CATE is positive, corresponding to the symmetric oracle rule with cost $c = 0$.

With these classifiers, we can find the sharp lower and upper bounds for the principal score such that $e_{01}(x) \in [L(x), U(x)]$ for all x :

$$L(x) = \max\{0, -\tau(x)\} = -\tau(x)\{1 - \delta_\tau(x)\}\tag{9}$$

$$U(x) = \min\{m(0, x), 1 - m(1, x)\} = m(0, x) + \delta_+(x)\{1 - m(0, x) - m(1, x)\}.\tag{10}$$

These lower and upper bounds are point-identifiable from observable data, and with them we can create a point-identifiable objective. See [Kallus \(2022\)](#) for similar partial identification bounds for these quantities.

3.3 Worst case regret relative to different alternative policies

We now inspect the worst-case regret $R_{\text{sup}}(\pi, \varpi)$ in Equation (7) for different choices of alternative policy ϖ . We will consider three main alternatives. First, the “never-treat” policy π° that does not treat anyone, i.e., $\pi^\circ(x) = 0$ for all x . Second, the “always-treat” policy $\pi^\mathbb{1}$ that treats everyone, i.e., $\pi^\mathbb{1}(x) = 1$ for all x . In many cases, the alternative to algorithmic decision making via a data-driven policy is to take the same decision for everyone; thus these two policies are reasonable alternatives as they represent the standard of care in the absence of an individualized policy. Finally, we will also compare to the oracle policy π^o defined in Equation (6). Recall that the oracle is unidentifiable from observable data, so $R_{\text{sup}}(\pi, \pi^o)$ represents the worst-case regret between our policy π and the best-possible policy if we could know the joint distribution of potential outcomes.

The following theorem shows that the worst-case regret relative to each of these three policies takes a common form.

Theorem 1 (Worst case regret). Let $\pi : \mathcal{X} \rightarrow \{0, 1\}$ be a deterministic policy. For comparison policy $\varpi \in \{\pi^\circ, \pi^\mathbb{1}\}$ the worst-case regret of π relative to ϖ is

$$\begin{aligned}R_{\text{sup}}(\pi, \varpi) &= C - \mathbb{E}[\pi(X)\{c_1^\varpi(X)m(1, X) + c_0^\varpi(X)m(0, X) + c^\varpi(X)\}] \\ &= C - \mathbb{E}[\pi(X)\{c_1^\varpi(X)\Gamma_1(X, D, Y) + c_0^\varpi(X)\Gamma_0(X, D, Y) + c^\varpi(X)\}],\end{aligned}\tag{11}$$

where C is a constant that does not depend on π . For $u_g \geq u_l$,

$$\begin{aligned} c_1^{\pi^\circ}(x) &= u_l + (u_g - u_l)\delta_\tau(x) & c_0^{\pi^\circ}(x) &= -u_l - (u_g - u_l)\delta_\tau(x) & c^{\pi^\circ}(x) &= -c, \\ c_1^{\pi^\mathbb{1}}(x) &= u_g + \delta_+(x)(u_l - u_g) & c_0^{\pi^\mathbb{1}}(x) &= -u_l - \delta_+(x)(u_g - u_l) & c^{\pi^\mathbb{1}}(x) &= \delta_+(x)(u_g - u_l) - c, \end{aligned}$$

and for $u_g < u_l$,

$$\begin{aligned} c_1^{\pi^\circ}(x) &= u_g + \delta_+(x)(u_l - u_g) & c_0^{\pi^\circ}(x) &= -u_l - \delta_+(x)(u_g - u_l) & c^{\pi^\circ}(x) &= \delta_+(x)(u_g - u_l) - c, \\ c_1^{\pi^\mathbb{1}}(x) &= u_l + (u_g - u_l)\delta_\tau(x) & c_0^{\pi^\mathbb{1}}(x) &= -u_l - (u_g - u_l)\delta_\tau(x) & c^{\pi^\mathbb{1}}(x) &= -c. \end{aligned}$$

Now define $\pi_\circ^* \equiv \operatorname{argmin}_\pi R_{\text{sup}}(\pi, \pi^\circ)$ as the minimax regret solution relative to the never-treat policy and $\pi_\mathbb{1}^* \equiv \operatorname{argmin}_\pi R_{\text{sup}}(\pi, \pi^\mathbb{1})$ as the minimax regret solution relative to the always-treat policy. The worst-case regret relative to the oracle policy π° is of the form in Equation (11) where for $u_g \geq u_l$,

$$\begin{aligned} & \begin{pmatrix} c_1^{\pi^\circ}(x) \\ c_0^{\pi^\circ}(x) \\ c^{\pi^\circ}(x) \end{pmatrix} \\ &= \begin{cases} (u_l + (u_g - u_l)\delta_\tau(x), -u_l - (u_g - u_l)\delta_\tau(x), -c) & \pi_\mathbb{1}^*(x) = 0 \\ (u_g - (u_g - u_l)\delta_+(x), -u_l - (u_g - u_l)\delta_+(x), (u_g - u_l)\delta_+(x) - c) & \pi_\circ^*(x) = 1 \\ (u_l + u_g + (u_g - u_l)(\delta_\tau(x) - \delta_+(x)), -2u_l - (u_g - u_l)(\delta_\tau(x) + \delta_+(x)), (u_g - u_l)\delta_+(x) - 2c) & \pi_\circ^*(x) \neq \pi_\mathbb{1}^*(x) \end{cases} \end{aligned}$$

and for $u_g < u_l$,

$$\begin{aligned} & \begin{pmatrix} c_1^{\pi^\circ}(x) \\ c_0^{\pi^\circ}(x) \\ c^{\pi^\circ}(x) \end{pmatrix} \\ &= \begin{cases} (u_g - (u_g - u_l)\delta_+(x), -u_l - (u_g - u_l)\delta_+(x), (u_g - u_l)\delta_+(x) - c) & \pi_\mathbb{1}^*(x) = 0 \\ (u_l + (u_g - u_l)\delta_\tau(x), -u_l - (u_g - u_l)\delta_\tau(x), -c) & \pi_\circ^*(x) = 1 \\ (u_l + u_g + (u_g - u_l)(\delta_\tau(x) - \delta_+(x)), -2u_l - (u_g - u_l)(\delta_\tau(x) + \delta_+(x)), (u_g - u_l)\delta_+(x) - 2c) & \pi_\circ^*(x) \neq \pi_\mathbb{1}^*(x) \end{cases} \end{aligned}$$

The maximum regret objective in Theorem 1 is a weighted average of the expected potential outcomes under treatment and no treatment plus a proxy for the cost. The choice of alternative policy ϖ determines these weights $c_0^\varpi(\cdot)$, $c_1^\varpi(\cdot)$ and cost $c^\varpi(\cdot)$, all of which potentially vary with the covariates X (see Cui, 2021, for additional discussion on the choice of comparison policy determining the form of objective in instrumental variables settings).

Note that the symmetric utility case from Section 2.3 is also of this form, with $c_1^\varpi(X) = -c_0^\varpi(X) = u_g$ and $c^\varpi(X) = c$. This makes sense because it is a special case of the general asymmetric utilities we consider. Similarly, the two classifiers in Equation (8) have this form, with

δ_τ corresponding to $c_1^\varpi(X) = -c_0^\varpi(X) = 1$ and $c^\varpi(X) = 0$, and δ_+ corresponding to $c_1^\varpi(X) = c_0^\varpi(X) = 1$ and $c^\varpi(X) = -1$.

The second line of Equation (11) shows how to write the worst-case regret $R_{\text{sup}}(\pi, \varpi)$ in terms of observable data using the scoring functions Γ_w (either IPW or DR) discussed in Section 2.3. So, targeting the worst-case regret yields an objective function that is identifiable from the observed data, unlike the true regret. As we will see below, this allows us to construct decision rules based on observable data that control the true regret by minimizing the worst-case regret. As such, the principal score $e_{01}(x)$ will not be involved in the remaining estimation strategies and results, having been replaced with point-identifiable upper and lower bounds.

Next, we compute and inspect the policy that is the unconstrained minimizer of the maximum regret in the population, relative to each of the three potential comparison policies in turn. Then we will turn to estimating constrained minimax policies in finite samples in Section 4 below.

3.3.1 Regret relative to a constant decision

We begin by considering the worst-case regret relative to always taking the same decision: either the always-treat or never-treat policy.

Corollary 1 (Minimax regret relative to the never-treat policy). If $u_g \geq u_l$, the minimax regret solution to Equation (7), $\pi_\oplus^* \equiv \text{argmin}_\pi R_{\text{sup}}(\pi, \pi^\oplus)$ is the symmetric policy,

$$\pi_\oplus^*(x) = \mathbb{1} \left\{ \tau(x) \geq \frac{c}{u_g} \right\} = \pi^{\text{symm}}(x).$$

Otherwise, if $u_g < u_l$, it is given by,

$$\pi_\oplus^*(x) = \begin{cases} \mathbb{1} \left\{ m(1, x) \geq \frac{u_l}{u_g} m(0, x) + \frac{c}{u_g} \right\}, & \delta_+(x) = 0 \\ \mathbb{1} \left\{ m(1, x) \geq \frac{u_g}{u_l} m(0, x) + \frac{u_l - u_g + c}{u_l} \right\}, & \delta_+(x) = 1 \end{cases}.$$

Corollary 1 shows that the form of the minimax regret policy depends on the direction of the asymmetry. To build intuition, consider the case where the treatment is costless, $c = 0$. If $u_g > u_l$ — so we would rather cause an undesirable outcome than to fail to prevent it — then the minimax solution relative to the never-treat policy is the same as the optimal rule under a symmetric utility function: assign the treatment when the CATE is positive. In this case, the unit is more likely to be in the $(y_1, y_0) = (1, 0)$ principal stratum than the $(y_1, y_0) = (0, 1)$ stratum, and since $u_g > u_l$, it will be better to treat the unit than to not. Conversely, when the CATE is negative it may be possible that it is still better to treat the unit, but in the worst case it is not. In order to minimize the worst-case regret relative to never treating, the minimax policy does not treat.

However, the minimax solution is different when $u_g < u_l$ — i.e. when it is worse to cause an undesirable outcome than it is to fail to prevent it. In this case, the oracle rule depends on the

value of the classifier $\delta_+(x) = \mathbb{1}\{e_{00}(x) \leq e_{11}(x)\}$. If both potential outcomes are more likely to be zero than one, the probability that $Y(1)$ equals one must be higher than the probability that $Y(0)$ equals one by a factor of $\frac{u_l}{u_g} > 1$. Comparing to the decision rule under the symmetric utility, we see that this raises the threshold for assigning the treatment. In contrast, if both potential outcomes are more likely to be one than zero, the threshold is raised by adding a constant cost $\frac{u_l - u_g}{u_l} > 0$, but the multiplicative factor on the probability that $Y(0)$ equals one is $\frac{u_g}{u_l} < 1$. Overall, this has the effect of creating a more cautious policy that provides the treatment less often. Finally, note that the weighting and cost functions depend on the classifier $\delta_+(\cdot)$; if we know it (or can estimate it well), then we can find the minimax policy relative to the never-treat policy π^\odot ; we discuss this further in Section 4 below.

The right plot (b) of Figure 1 shows the minimax decision rule relative to π^\odot (purple) in the one-dimensional example where $u_g < u_l$ and $c = 0$ — i.e. it is worse to cause than fail to prevent an undesirable outcome. In this case, we see that the decision function is well below the symmetric rule shown in green (i.e., CATE), leading to a large part of the covariate space being assigned no treatment even though the CATE is positive. In fact, this policy is overly cautious: it does not assign the treatment even in many cases where the oracle rule that knows the principal score would provide the treatment. This is because the alternative policy is to never treat anyone.

Corollary 2 (Minimax regret relative to the always-treat policy). If $u_g \geq u_l$, the minimax regret solution to Equation (7), $\pi_\mathbb{1}^* \equiv \operatorname{argmin}_\pi R_{\text{sup}}(\pi, \pi^\mathbb{1})$, is

$$\pi_\mathbb{1}^*(x) = \begin{cases} \mathbb{1}\left\{m(1, x) \geq \frac{u_l}{u_g} m(0, x)\right\}, & \delta_+(x) = 0 \\ \mathbb{1}\left\{m(1, x) \geq \frac{u_g}{u_l} m(0, x) + \frac{u_l - u_g + c}{u_l}\right\}, & \delta_+(x) = 1 \end{cases}.$$

Otherwise, if $u_g < u_l$, it is given by the symmetric policy,

$$\pi_\mathbb{1}^*(x) = \mathbb{1}\left\{\tau(x) \geq \frac{c}{u_g}\right\} = \pi^{\text{symm}}(x).$$

Corollary 2 shows that, as expected, the minimax regret policy relative to the always-treat policy is the mirror image of that relative to the never-treat policy. The weighting and cost functions are the same, but the relation to u_g and u_l is reversed. Now if $u_g < u_l$, the minimax solution $\pi_\mathbb{1}^*$ is the symmetric policy, with similar intuition that the always-treat policy makes the wrong tradeoff when we are more concerned with causing an undesirable outcome than failing to prevent it. By the same token, if $u_g \geq u_l$, the decision rule for $\pi_\mathbb{1}^*$ is equal to the rule for the minimax solution relative to the never-treat policy, π_\odot^* , with $u_g < u_l$. However, in this case the relation $u_g \geq u_l$ serves to *decrease* the threshold for providing the treatment and so leading to a more aggressive policy.

3.3.2 Regret relative to the oracle

We next consider the regret relative to the oracle π^o in Equation (6). Unlike in the previous section, this oracle policy makes different decisions depending on the value of both the CATE $\tau(x)$ and the principal score $e_{01}(x)$. Since the principal score is unidentifiable under Assumption 1, we must consider the worst-case regret across all possible values of the principal score. The following corollary shows the corresponding minimax regret policy. For simplicity, we write the policy for when the cost $c = 0$; when $c > 0$, there will be further terms, as can be seen from the proof of Theorem 1 in Appendix D.

Corollary 3 (Minimax regret relative to the oracle policy). When $c = 0$, the minimax solution solving Equation (7) $\pi_o^* \equiv \operatorname{argmin}_{\pi} R_{\sup}(\pi, \pi^o)$ for $u_g \geq u_l$ is given by,

$$\pi_o^*(x) = \begin{cases} 1 & \delta_{\tau}(x) = 1 \\ 0 & \pi_{\mathbb{1}}^*(x) = 0 \\ \mathbb{1} \left\{ m(1, x) \geq \frac{2u_l}{u_g + u_l} m(0, x) \right\} & \delta_{\tau}(x) = 0, \delta_+(x) = 0 \\ \mathbb{1} \left\{ m(1, x) \geq \frac{u_g + u_l}{2u_l} m(0, x) + \frac{u_l - u_g}{2u_l} \right\} & \delta_{\tau}(x) = 0, \delta_+(x) = 1 \end{cases}$$

And if $u_g < u_l$ the minimax solution is given by,

$$\pi_o^*(x) = \begin{cases} 1 & \pi_{\mathbb{0}}^*(x) = 1 \\ 0 & \delta_{\tau}(x) = 0 \\ \mathbb{1} \left\{ m(1, x) \geq \frac{u_g + u_l}{2u_g} m(0, x) \right\} & \delta_{\tau}(x) = 1, \delta_+(x) = 0 \\ \mathbb{1} \left\{ m(1, x) \geq \frac{2u_g}{u_g + u_l} m(0, x) + \frac{u_l - u_g}{u_g + u_l} \right\} & \delta_{\tau}(x) = 1, \delta_+(x) = 1 \end{cases}$$

Theorem 1 and Corollary 3 show that we can write the worst-case regret and the minimax policy relative to the oracle in terms of observable data, just as for the constant policies above. This, however, requires *four* classifiers rather than one: (i) δ_+ , which classifies whether $e_{00}(x) \leq e_{11}(x)$; (ii) δ_{τ} , which classifies whether the CATE is positive; and (iii) the minimax solution relative to $\pi^{\mathbb{1}}$ and (iv) the minimax solution relative to $\pi^{\mathbb{0}}$. Recall from Corollaries 1 and 2 that either $\pi^{\mathbb{0}}$ (when $u_g \geq u_l$) or $\pi^{\mathbb{1}}$ (when $u_g < u_l$) is the symmetric policy π^{symm} . Therefore, if the cost $c = 0$ as in Corollary 3, then we in fact only need *three* classifiers to construct the objective, since $\pi^{\text{symm}} = \delta_{\tau}$ in this case.

Finally, note that here we consider the minimax optimal *deterministic* policy relative to the oracle policy. The form of the minimax regret relative to the oracle in Theorem 1 — and so the form of π_o^* in Corollary 3 — relies on restricting to deterministic policies. However, as Cui (2021) discusses, unlike with the regret relative to the always treat or never treat policies, allowing for *stochastic* policies that randomize between actions can lead to lower regret relative to the oracle, though this leads to a more complicated form for the regret. We leave further understanding

the implications for stochastic policies to future work and here continue to focus on deterministic policies.

Inspecting the minimax solution relative to the oracle policy when $u_g \geq u_l$, we see that it assigns the treatment if the symmetric rule does, whereas it does not provide the treatment if the minimax solution relative to the always-treat policy does not. In between these two extremes, the decision rule lowers the threshold for the treatment assignment relative to the symmetric rule. The opposite is true when $u_g < u_l$. If the symmetric rule does not assign treatment, the minimax solution relative to the oracle does not either, but it does provide the treatment whenever the minimax solution relative to the always-treat policy does. In between these two cases, the threshold for treatment assignment is higher than that under the symmetric rule.

The right plot (b) of Figure 1 shows the decision rule (pink) in our running one-dimensional example where $u_g < u_l$. The decision rule is equivalent to $\pi_{\mathcal{O}}^*$ (purple) when the CATE is negative, and is equal to the CATE decision rule δ_{τ} when $\pi_{\mathcal{O}}^*(x) = 1$. When there is disagreement between the CATE rule δ_{τ} and $\pi_{\mathcal{O}}^*$, the minimax oracle rule interpolates between them, leading to a more aggressive policy than $\pi_{\mathcal{O}}^*$ that treats individuals in some cases that $\pi_{\mathcal{O}}^*$ does not. Comparing to the oracle rule (orange), we see that this interpolation causes the decision thresholds for the minimax oracle rule to be close to the best possible decision thresholds.

4 The empirical minimax policy

Having established the behavior and form of the minimax policy π^* in Equation (7) in the population for an unconstrained policy class, we now turn to learning a policy $\hat{\pi}$ empirically from observed data using a constrained policy class Π .

4.1 Estimation algorithms

To begin, note that if we knew the weighting and cost functions $c_1^{\varpi}(\cdot), c_0^{\varpi}(\cdot), c^{\varpi}(\cdot)$, then we can follow existing procedures and minimize the sample analog to $R_{\text{sup}}(\pi, \varpi)$, using estimated scoring functions $\hat{\Gamma}_w(X_i, D_i, Y_i)$:

$$\tilde{R}_{\text{sup}}(\pi, \varpi) = -\frac{1}{n} \sum_{i=1}^n \pi(X_i) \left\{ c_1^{\varpi}(X_i) \hat{\Gamma}_1(X_i, D_i, Y_i) + c_0^{\varpi}(X_i) \hat{\Gamma}_0(X_i, D_i, Y_i) + c^{\varpi}(X_i) \right\}, \quad (12)$$

where we drop the constant term that does not depend on the policy π .

However, Theorem 1 shows that the true functions involve unknown classifiers. In the absence of knowledge about these classifiers, we estimate them and then compute *estimates* of the weighting and cost functions $\hat{c}_1^{\varpi}(\cdot), \hat{c}_0^{\varpi}(\cdot)$, and $\hat{c}^{\varpi}(\cdot)$ by plugging in the classifiers that are fit to data. We then

Algorithm 1 Empirical minimax policy $\hat{\pi}$ relative to the always-treat policy $\pi^{\mathbb{I}}$ (when $u_g \geq u_l$) and the never-treat policy $\pi^{\mathbb{O}}$ (when $u_g < u_l$)

Input: Policy classes Π and Δ_+

Output: Empirical minimax policy $\hat{\pi}$ relative to ϖ

1: Find $\hat{\delta}_+$ by solving

$$\min_{\delta \in \Delta_+} -\frac{1}{n} \sum_{i=1}^n \delta(X_i) \left\{ \hat{\Gamma}_1(X_i, D_i, Y_i) + \hat{\Gamma}_0(X_i, D_i, Y_i) - 1 \right\}$$

2: Compute weighting and cost functions

$$\hat{c}_1^{\varpi}(x) = u_g + \hat{\delta}_+(x)(u_l - u_g), \quad \hat{c}_0^{\varpi}(x) = -u_l - \hat{\delta}_+(x)(u_g - u_l) \quad \text{and} \quad \hat{c}^{\varpi}(x) = \hat{\delta}_+(x)(u_g - u_l)$$

3: Find the empirical minimax policy $\hat{\pi} \in \operatorname{argmin}_{\pi \in \Pi} \hat{R}_{\text{sup}}(\pi, \varpi)$

find an empirical minimax policy $\hat{\pi}$ that solves the following optimization problem:

$$\hat{\pi} \in \operatorname{argmin}_{\pi \in \Pi} \underbrace{-\frac{1}{n} \sum_{i=1}^n \pi(X_i) \left\{ \hat{c}_1^{\varpi}(X_i) \hat{\Gamma}_1(X_i, D_i, Y_i) + \hat{c}_0^{\varpi}(X_i) \hat{\Gamma}_0(X_i, D_i, Y_i) + \hat{c}^{\varpi}(X_i) \right\}}_{\hat{R}_{\text{sup}}(\pi, \varpi)}. \quad (13)$$

Note that for the intermediate classifiers δ_+ and δ_{τ} , the corresponding weight and cost functions are known (and constant), so we can estimate them by minimizing a form of Equation (12).

This leads to the following procedures. Algorithm 1 shows the steps to finding the empirical minimax policy relative to either the always-treat (if $u_g \geq u_l$) or never-treat (if $u_g < u_l$) policies.¹ First, minimize \hat{R}_{sup} in Equation (12) to obtain an estimate $\hat{\delta}_+$, then estimate the weighting and cost functions and solve Equation (13). This involves estimating one intermediate or nuisance classifier, δ_+ . As we show in Section 4.2 below, this nuisance classifier must be accurate in order for our learned minimax policy $\hat{\pi}$ to have low worst-case regret; therefore, we must choose a policy class Δ_+ that is sufficient to include the true classifier δ_+ .

On the other hand, finding the minimax policy relative to the oracle involves estimating *three* or *four* nuisance classifiers depending on whether $c = 0$, as Algorithm 2 shows. First, estimate $\hat{\delta}_+$ as above; then estimate the minimax policy relative to the always-treat and never treat policies; then estimate the CATE classifier δ_{τ} . Finally, use these nuisance classifiers to estimate the weighting and cost functions via Theorem 1 and find the minimax policy by solving Equation (13). Again, the particular choice of policy classes for these nuisance classifiers will be important: they must be flexible enough to have low classification error.

The optimization problems in Equation (13) and Algorithms 1 and 2 are not convex in general.

¹Recall that the minimax policy relative to the always-treat policy when $u_g < u_l$ and relative to the never-treat policy when $u_g \geq u_l$ reduces to the usual symmetric policy, so we do not focus on these cases.

Algorithm 2 Empirical minimax policy $\hat{\pi}$ relative to the oracle policy π^o

Input: Policy classes Π , Π' , Δ_+ , and Δ_τ

Output: Empirical minimax policy $\hat{\pi}$ relative to the oracle π^*

1: Find $\hat{\delta}_+$ by solving

$$\min_{\delta \in \Delta_+} -\frac{1}{n} \sum_{i=1}^n \delta(X_i) \left\{ \hat{\Gamma}_1(X_i, D_i, Y_i) + \hat{\Gamma}_0(X_i, D_i, Y_i) - 1 \right\}$$

2: Find $\hat{\pi}_1$ (for $u_g \geq u_l$) or $\hat{\pi}_0$ (for $u_g < u_l$) via Algorithm 1 with policy class Π' .

3: If $c \neq 0$, find $\hat{\pi}_0$ (for $u_g \geq u_l$) or $\hat{\pi}_1$ (for $u_g < u_l$) by solving

$$\min_{\pi \in \Pi'} -\frac{1}{n} \sum_{i=1}^n \pi(X_i) \left[u_g \left\{ \hat{\Gamma}_1(X_i, D_i, Y_i) - \hat{\Gamma}_0(X_i, D_i, Y_i) \right\} - c \right]$$

4: Find $\hat{\delta}_\tau$ by solving

$$\min_{\delta \in \Delta_\tau} -\frac{1}{n} \sum_{i=1}^n \delta(X_i) \left\{ \hat{\Gamma}_1(X_i, D_i, Y_i) - \hat{\Gamma}_0(X_i, D_i, Y_i) \right\}$$

5: Compute weighting and cost functions $\hat{c}_1^*(x), \hat{c}_0^*(x), \hat{c}^*(x)$ via Theorem 1

6: Find the empirical minimax policy $\hat{\pi} \in \operatorname{argmin}_{\pi \in \Pi} \hat{R}_{\text{sup}}(\pi, \pi^o)$

This makes them difficult to solve exactly. Some bespoke procedures exist for certain policy classes (e.g. [Sverdrup et al., 2020](#), for finite-depth decision rules). In more general settings we can solve a convex relaxation of the optimization problems by noting that they are equivalent to a weighted classification problem and using surrogate losses (see, e.g. [Zhao et al., 2012](#); [Zhang et al., 2012](#); [Kitagawa and Tetenov, 2018](#); [Pu and Zhang, 2021](#)). Below, we use a hinge-loss and approximately solve Equation (13) via a weighted SVM. See Appendix C for details on the optimization procedure.

4.2 Excess worst-case regret

To understand the statistical properties of our empirical minimax policy $\hat{\pi}$, we will compare it to the policy π^* that minimizes the worst-case regret in the population among those in the policy class Π by solving Equation (7). For a given alternative policy ϖ , we will use the excess worst-case regret $R_{\text{sup}}(\hat{\pi}, \varpi) - R_{\text{sup}}(\pi^*, \varpi)$ to measure the quality of the empirical minimax policy $\hat{\pi}$ since $R_{\text{sup}}(\pi^*, \varpi)$ is the best possible regret in the worst case.

There are two reasons that the empirical policy $\hat{\pi}$ can differ from the population policy π^* . First, the difference between the empirical and population regret when the functions $c_1^\varpi(\cdot), c_0^\varpi(\cdot), c^\varpi(\cdot)$ are known (i.e., $\tilde{R}_{\text{sup}}(\pi, \varpi) - R_{\text{sup}}(\pi, \varpi)$). Second, the error in estimating $c_1^\varpi(\cdot), c_0^\varpi(\cdot), c^\varpi(\cdot)$ (i.e., $\hat{R}_{\text{sup}}(\pi, \varpi) - \tilde{R}_{\text{sup}}(\pi, \varpi)$). We formalize this in the following proposition.

Proposition 1. Let ϖ be a fixed policy. For $\hat{\pi}$ solving the empirical worst-case regret minimization problem in Equation (13) and π^* solving the population problem in Equation (7), the excess regret of $\hat{\pi}$ relative to π^* satisfies

$$\begin{aligned} R_{\text{sup}}(\hat{\pi}, \varpi) - R_{\text{sup}}(\pi^*, \varpi) &\leq \sup_{\pi \in \Pi} |R_{\text{sup}}(\pi, \varpi) - \tilde{R}_{\text{sup}}(\pi, \varpi)| \\ &\quad + \frac{1}{n} \sum_{i=1}^n |\hat{c}^{\varpi}(X_i) - c^{\varpi}(X_i)| + \frac{\xi}{n} \sum_{w=0}^1 \sum_{i=1}^n |\hat{c}_w^{\varpi}(X_i) - c_w^{\varpi}(X_i)|, \end{aligned}$$

where $\xi = \max_{i=1, \dots, n, w=0,1} |\hat{\Gamma}_w(X_i, D_i, Y_i)|$.

Proposition 1 shows that the excess regret is controlled by two terms. First is the worst-case difference between the empirical and population regret when the weighting and cost functions are known. This can further be controlled via empirical process techniques as we discuss below.

The second term depends on the estimation error for the weighting functions, scaled by the maximum estimated scoring function.² This is related to the classification error for the classifiers above. To see this, consider the specialization of Proposition 1 to the case where the alternative policy is the zeros policy π^{\odot} and $u_g < u_l$.

Corollary 4. Let $u_g < u_l$. For $\hat{\pi}$ solving the empirical worst-case regret minimization problem in Equation (13) and π^* solving the population problem in Equation (7), with alternative policy $\varpi = \pi^{\odot}$, the excess regret of $\hat{\pi}$ relative to π^* satisfies

$$R_{\text{sup}}(\hat{\pi}, \pi^{\odot}) - R_{\text{sup}}(\pi^*, \pi^{\odot}) \leq \sup_{\pi \in \Pi} |R_{\text{sup}}(\pi) - \tilde{R}_{\text{sup}}(\pi)| + 3\xi \frac{u_l - u_g}{n} \sum_{i=1}^n \mathbb{1}\{\hat{\delta}_+(X_i) \neq \delta_+(X_i)\},$$

where $\xi = \max_{i=1, \dots, n, w=0,1} |\hat{\Gamma}_w(X_i, D_i, Y_i)|$.

In this case, we see that the misclassification rate for $\hat{\delta}_+$ controls the component of the error due to estimating $c_1^{\varpi}(\cdot)$, $c_0^{\varpi}(\cdot)$, and $c^{\varpi}(\cdot)$. If $\hat{\delta}_+$ can correctly classify all of the units i into whether $e_{00}(X_i) \leq e_{11}(X_i)$, then there will be no error due to this term. Therefore, we must have an accurate nuisance classifier in order to be able to learn the minimax optimal policy.

To get a sense of the impact of the accuracy of the classifier(s) on the excess regret, we can consider the influence of the two terms in the bound. For policy classes Π with finite VC dimension, and when the propensity score $d(\cdot)$ is known, Kitagawa and Tetenov (2018) show that the IPW score will lead the first term in Proposition 1 to converge at the optimal $n^{-1/2}$ rate. Athey and Wager (2021) show the same for an appropriately cross-fit DR score when the propensity score is not known. This term depends on the VC dimension of the policy class Π , which is user-defined:

²The constant ξ will depend on the particular choice of scoring function. For example, for the IPW function with standardized IP weights, $\xi = 1$ because the outcome is binary.

we can choose the complexity of Π based on what we want to implement in practice, and the results above will be relative to the best possible policy in Π .

On the other hand, the results from [Kitagawa and Tetenov \(2018\)](#) and [Athey and Wager \(2021\)](#) imply that we should expect the term due to the classification error to depend on VC dimension of the nuisance classifier class Δ_+ . Unlike for the minimax policy class Π , unless the nuisance classifier class contains the *true* function $\delta_+ \in \Delta_+$, there will be irreducible approximation error in the misclassification term. Therefore, we might choose a class Δ_+ with a higher VC dimension than Π , or one that is increasing with the sample size n . In that case, the misclassification error will primarily control the excess regret, as this will either have a larger constant term (when Δ_+ has a finite VC dimension) or converge at a slower rate than $n^{1/2}$ (when Δ_+ has a growing VC dimension).

Finally, note that an alternative to finding $\hat{\delta}_+$ via regret minimization is to use a plug-in estimate $\hat{\delta}_+(x) = \mathbb{1}\{\hat{m}(0, x) + \hat{m}(1, x) \geq 1\}$. Plug-in approaches such as these are typically analyzed under a *margin assumption* that there is little mass near the decision boundary for the nuisance functions. These types of margin assumptions are distinct from assumptions on the policy class that the true decision function $\delta_+(x)$ belongs to, and so cannot be directly compared. [Audibert and Tsybakov \(2007\)](#) show that with a margin assumption, plug-in decision rules can also lead to fast rates for the misclassification error, where stronger margin assumptions can lead to weaker assumptions on the estimators of the underlying nuisance functions. See [Kallus \(2022\)](#) for an application of these techniques to estimating bounds on $P(Y(1) < Y(0))$.

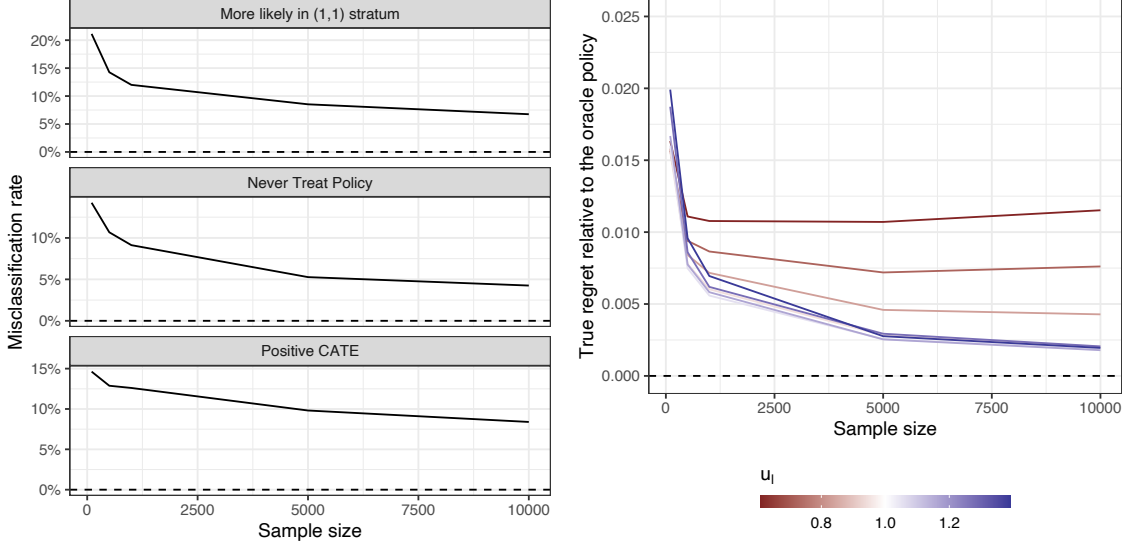
5 Simulation study

As the results in Section 4.2 above show, the misclassification rates of the underlying nuisance classifiers are important in controlling the excess regret due to estimating the weighting and cost functions that make up the worst-case regret. Additionally, although the minimax policies we consider are designed to minimize the worst-case regret, in some cases it may be possible that the true, unidentifiable regret may also be small. To inspect how the misclassification rates and the true regret behave in finite samples, as the sample size increase, we now conduct a brief simulation study, where we can know the true values of the principal scores $e_{y_1 y_0}(x)$.

We generate n 1-dimensional i.i.d. covariates $X_i \sim N(0, 2)$, then we construct log-linear principal scores as

$$e_{y_1 y_0}(x) = \frac{\exp(\alpha_{y_1 y_0} + x\beta_{y_1 y_0})}{\sum_{y'_1=0}^1 \sum_{y'_0=0}^1 \exp(\alpha_{y'_1 y'_0} + x\beta_{y'_1 y'_0})},$$

where $(\alpha_{00}, \alpha_{10}, \alpha_{01}, \alpha_{11}) = (.2, .15, 0, 0)$, $\beta_{y_1 y_0} \sim N(0, 40)$ for $(y_1, y_0) \in \{(0, 0), (1, 0), (0, 1)\}$, and $\beta_{11} = 0$. We then jointly sample potential outcomes $Y_i(1), Y_i(0)$ according to the principal scores at covariate value X_i . In this simulation study, we consider a randomized control trial with binary



(a) Misclassification rate for nuisance classifiers (b) Regret of minimax policy relative to oracle

Figure 2: Performance of nuisance classifiers and the minimax optimal policy relative to the oracle across simulation runs. Panel (a) shows the misclassification rate for the nuisance classifiers $\hat{\delta}_+$ (“More likely in (1,1) stratum”) and $\hat{\delta}_\tau$ (“Positive CATE”), as well as the minimax policy relative to the never-treat policy for $u_l = 0.833$. Panel (b) shows the true regret of the minimax optimal policy relative to the oracle, in the sample, for $u_g = 1$ and as u_l varies between 0.5 and 1.5.

treatment D_i sampled independently as Bernoulli random variables with probability one half.

For each value of sample size $n \in \{100, 500, 1000, 5000, 10000\}$, we draw 1,000 samples according to the above data generating process. In each simulation run, we find the minimax optimal policy with respect to the oracle following Algorithm 2 with zero cost $c = 0$, $u_g = 1$, and u_l varying between 0.6 and 1.4, where the value of u_l changes within each simulation run.

We use the IPW scoring function and restrict all policy classes to be the set of linear thresholds, solving the optimization problem exactly by direct search. Figure 2a shows the average misclassification rate for the nuisance classifiers $\hat{\delta}_+$ and $\hat{\delta}_\tau$, as well as the misclassification rate for the the minimax policy relative to always treating for $u_l = 0.833$. As we expect, we see that these misclassification rates decrease as the sample size increases.

Figure 2b shows the true regret of the minimax policy relative to the oracle as u_l varies. Since the oracle is the best possible policy, this regret is always positive. The regret does decrease along with the sample size, reflecting both the decrease in the nuisance misclassification rate and the decrease in the worst-case excess regret when the nuisance classifiers are known. Notice, however, that the regret does stop decreasing after a certain point, flattening out at a different level depending on the asymmetry in the utility function. In highly asymmetric settings where u_ℓ is small the regret is essentially flat. This is due to the fundamental identifiability problem, and even with infinite data we cannot guarantee that the true regret will be zero. In contrast, in the symmetric setting the regret continues to decrease as the sample size increases.

6 Application to Right Heart Catheterization

We now apply the proposed framework and procedures to a particular decision problem: whether or not to use Right Heart Catheterization (RHC) in a clinical setting. RHC is a diagnostic tool where a catheter is inserted into the pulmonary artery. In a controversial observational study, [Connors et al. \(1996\)](#) found that RHC led to an increase in mortality on average. RHC, however, can lead to life-saving treatment for some patients. In this section, we will use the data from [Connors et al. \(1996\)](#) to learn policies for using RHC for certain patients, inspecting how asymmetry in the policy maker’s utility function can lead to different data driven decision-making processes.

6.1 Data and setup

The data from [Connors et al. \(1996\)](#) include $n = 5,735$ ICU patients, 2,184 of whom had RHC applied. We will code the outcome $Y(d) = 1$ as survival by thirty days. In this case, the utility value u_g represents the utility gain in saving a patient’s life under RHC who would otherwise die without RHC, and u_l represents the cost of RHC leading to the death of a patient who would otherwise survive. In this study, RHC use was not experimentally randomized and so we will be relying on Assumption 1, using the same set of socioeconomic and health characteristics as [Hirano and Imbens \(2001\)](#) use in their propensity score-based analysis.

Throughout, we will use the estimated doubly robust score $\hat{\Gamma}_w^{\text{dr}}$. To do so, we need estimates of the conditional expectation function $m(w, \cdot)$ and the propensity score $d(\cdot)$. We use a cross-fitting procedure to estimate these conditional expectations. To estimate the conditional probability of survival without RHC, $m(0, \cdot)$, we split the non-RHC patients into three folds. For each fold, we estimate $\hat{m}(0, \cdot)$ on the two other folds via gradient boosted decision stumps ([Friedman, 2001](#)) and obtain estimates $\hat{m}(0, X_i)$ for the held out fold. For the RHC patients we take the median estimate across the three folds. We mirror this procedure to estimate the conditional survival probability with RHC, $\hat{m}(1, X_i)$. We similarly use a 3-fold cross-fitting procedure to estimate the conditional probability of receiving RHC $\hat{d}(X_i)$.

To fit each of these models, we use the full set of 66 covariates that [Hirano and Imbens \(2001\)](#) use; below we consider decision rules that use a subset of these variables, but that are based on the DR scores estimated with all of the covariates. With the combined DR scores, we estimate that RHC led to an overall increase in 30-day mortality by 4.6 percentage points, with an estimated standard error of 1.2 percentage points, consistent with other analyses.

6.2 Decision rule with two variables

For illustration, we begin by considering low-dimensional decision rules that only use two clinical variables: the estimated probability of surviving two months and whether the patient has a Do-Not-Resuscitate (DNR) order. Throughout we will use decision rules that are quadratic in the

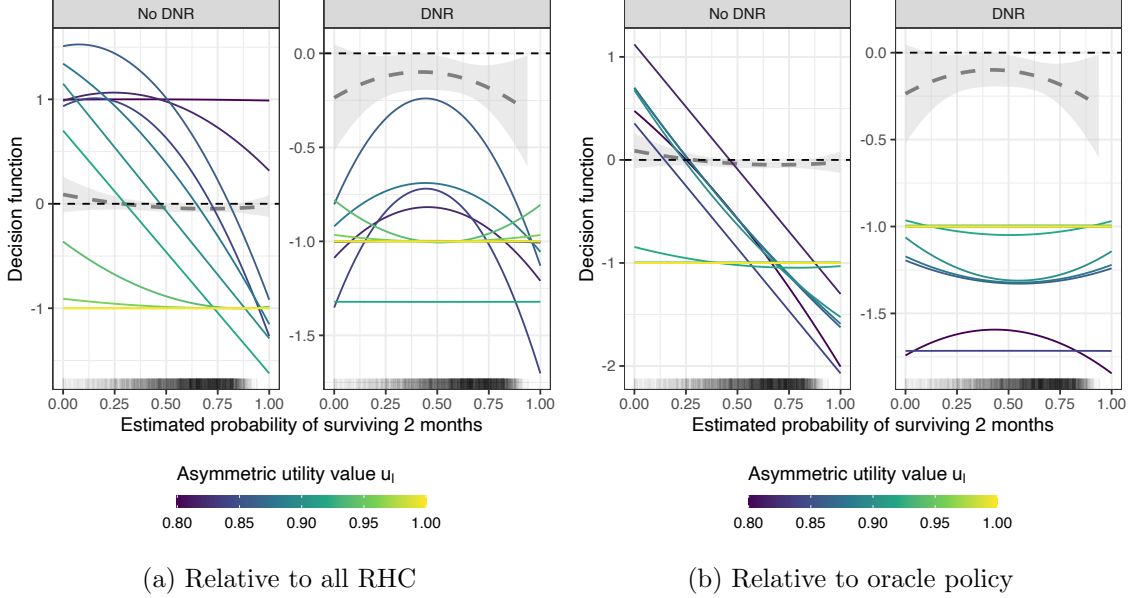


Figure 3: Minimax quadratic decision rules relative to (a) using RHC for all patients and (b) the oracle policy as u_l varies and $u_g = 1$ using two variables: the estimated probability of survival and whether a patient has a Do-Not-Resuscitate (DNR) order. The results are shown separately for patients with (right) and without (left) an DNR order. The dashed line and shaded area are the estimated conditional average treatment effect (CATE) and 95% confidence interval, respectively.

estimated probability of surviving two months, and separate for DNR and non-DNR patients. First, we will consider minimizing the worst-case regret relative to using RHC for all patients, following Algorithm 1 with $u_g \geq u_l$. The first step in the procedure is learning the classifier $\hat{\delta}_+$, which we do by solving the SVM approximation to Equation (13) (Appendix Figure B.1 shows the resulting decision rule). Then we create estimates of the weighting and cost functions $\hat{c}_0^\parallel(\cdot), \hat{c}_1^\parallel(\cdot), \hat{c}^\parallel(\cdot)$ and approximately solve Equation (13) again to estimate the minimax quadratic policy $\hat{\pi}_1$ relative to always using RHC.

Figure 3a shows the resulting decision rules, centered so that the policy uses RHC when the function is greater than zero, when we set $u_g = 1$ and vary $u_l \in [0.8, 1]$ for patients with (right) and without (left) a DNR order. We also estimate the CATE $\tau(x)$ conditioned on the estimated probability of survival and DNR status by regressing the difference in DR scores $\hat{\Gamma}_1^{\text{dr}} - \hat{\Gamma}_0^{\text{dr}}$ on a quadratic basis for the estimated probability, interacted by DNR status (Knaus, 2020). Note that the estimated CATE is only positive for non-DNR patients with a low probability of survival, and even then the effect is near zero. In the symmetric case when $u_l = u_g = 1$, this leads to a decision rule that *never* uses RHC (yellow line). As u_l decreases so that the utility gain in saving a life becomes greater than the cost of causing death, the decision rule uses RHC for non-DNR patients with a lower estimated probability of surviving, with the threshold for non-DNR patients monotonically increasing as u_l decreases. Even though we optimize over all quadratic decision rules — which can use two thresholds to determine the RHC policy — each decision rule in fact only uses one threshold, showing that linear decision rules would have sufficed.

However, the decision rule never uses RHC for DNR patients as indicated by the fact that all lines are below zero. In the extreme case when $u_l = 0.8$ (so it is 25% better to save a life than it is worse to treat a patient who would die) the decision rule uses RHC for all non-DNR patients and avoids it for all DNR patients. Even though the CATE is indistinguishable from zero for non-DNR patients, the asymmetry in the utility function pushes the decision rule towards using RHC. In contrast, the CATE is so strongly negative for DNR patients that the rule continues not to use RHC regardless of the asymmetry. Although we do not include this in Figure 3, when considering the minimax policy relative to never using RHC, with $u_l > u_g$, the asymmetry works in the opposite direction and the minimax rule never uses RHC just as in the symmetric case. Here, the particular *shape* of the decision rule — whether it is convex or concave — is immaterial as all of the decision rules are the same: do not use RHC at any estimated survival probability for DNR patients.

Next, we consider finding the minimax policy relative to the oracle $\hat{\pi}_o$, following Algorithm 2 and using the estimates of the classifiers $\hat{\delta}_+$, $\hat{\delta}_\tau$, and $\hat{\pi}_1$ that we have constructed so far. Figure 3b shows the decision functions. Similar to the minimax policy relative to always using RHC, DNR patients are never assigned RHC, regardless of their estimated probability of survival and the utility function. But the rules do differ for non-DNR patients. As u_l decreases, the threshold for using RHC based on the estimated probability of survival rises, though not monotonically. However, even in the extreme case where $u_l = 0.8$, not all non-DNR patients are assigned RHC. Matching our general discussion in Section 3.3, measuring regret relative to the best possible policy leads to a less aggressive decision rule than measuring regret relative to always using RHC.

6.3 Decision rules with all clinical variables

Next, we move from low dimensional decision rules to high dimensional rules involving all 56 clinical variables (see Hirano and Imbens, 2001, , Table 1, for a full list of covariates). With this many variables, we restrict our investigation to linear policies rather than the quadratic policies above. As before, we first consider the minimax policies relative to the constant decisions as the utility asymmetry changes with $u_g = 1$ and $u_l \in [0.65, 1.2]$, where here we use a larger range than the previous section in order to explore the full range of potential policies with all clinical variables. Using Algorithm 1, for $u_l < u_g$, we find the minimax policy relative to always using RHC, $\hat{\pi}_1$; for $u_l > u_g$, we find the minimax policy relative to never using RHC, $\hat{\pi}_0$. Again, we first learn the classifier $\hat{\delta}_+$ via the SVM approximation, and then create estimates of the weighting and cost functions. Lastly, we learn the minimax linear decision rules relative to the oracle by using Algorithm 2 with the classifier $\hat{\delta}_+$ and the symmetric and asymmetric policies $\hat{\delta}_\tau$, $\hat{\pi}_0$, and $\hat{\pi}_1$.

Figure 4 shows a subset of the coefficients of the resulting minimax linear decision rules relative to the constant policies, with the symmetric rule highlighted. Figure 5a shows the percent of patients assigned RHC under the different decision rules. All covariates have been scaled to be between 0 and 1. The symmetric decision rule uses two key risk measures to determine when

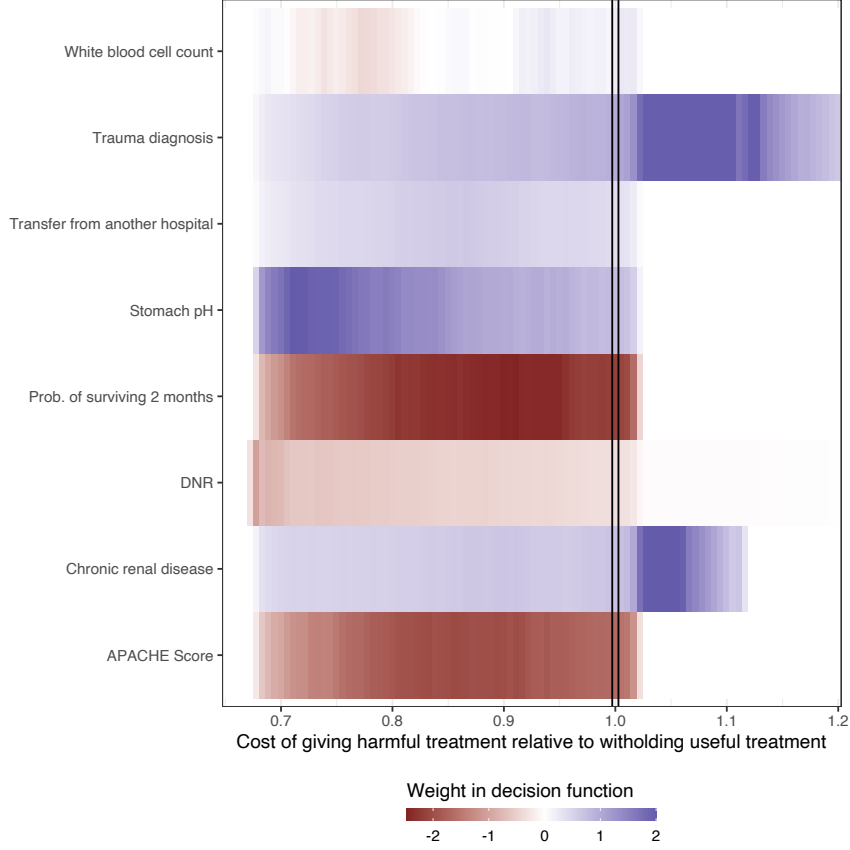


Figure 4: A subset of coefficients on minimax linear decision rules relative to always and never using RHC with $u_l \in [0.65, 1.2]$ and $u_g = 1$. Highlighted column corresponds to the symmetric policy with $u_l = u_g$.

not to use RHC: the estimated probability of survival in two months, and the APACHE score, a classification system that assigns a higher number of points to patients with higher risk of mortality (Knaus et al., 1985). Both factors have negative coefficients in the symmetric linear rule, so that if the patient’s estimated probability of survival is high or conversely they are classified as higher risk from the APACHE risk score, the underlying linear decision function is lower. Other measures work in the opposite direction, e.g., whether the patient has a trauma diagnosis, was recently transferred from another hospital, or suffers from chronic renal disease.

As we move away from the symmetric case towards prioritizing using RHC for patients that will benefit from it, the decision rule changes. For instance, it begins to place more weight on other factors such as the stomach pH level. In the extreme case all patients are assigned RHC. In the other direction, as we increase u_l relative to u_b and so seek to prevent avoidable deaths, the decision rule also changes. In particular, there is a sharp transition where the policy primarily only uses RHC for the few patients with a trauma diagnosis, chronic renal disease, or lung cancer.

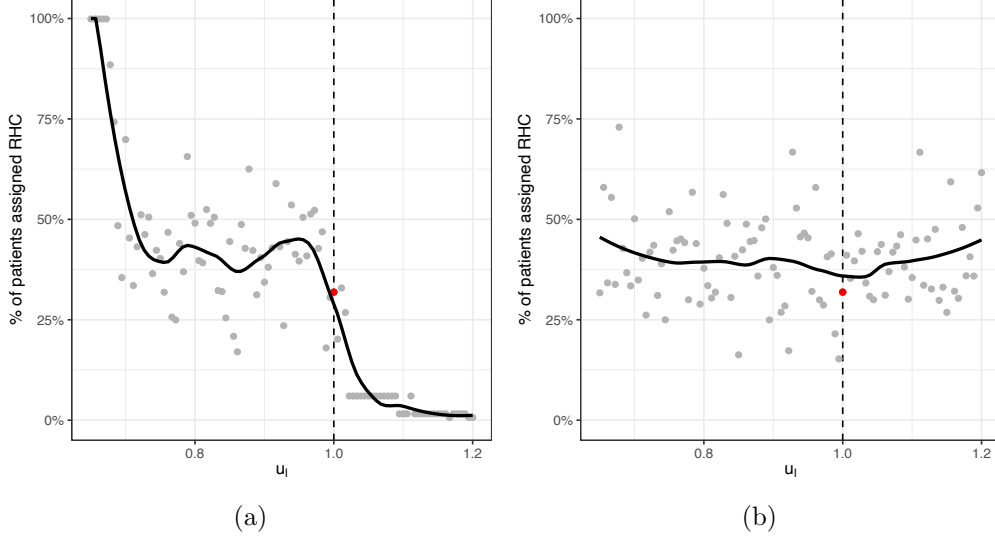


Figure 5: Percent of patients assigned RHC under minimax decision rules relative to (a) always or never using RHC and (b) the oracle policy, with $u_l \in [0.65, 1.2]$ and $u_g = 1$. The line is a smoothed fit. In both panels, the symmetric policy is highlighted in red.

We can compare this to the minimax policies relative to the oracle; Figure 5b shows the percent of patients assigned RHC as we vary u_l . We see smaller changes to percent of patients assigned RHC. In particular, while the minimax policy relative to the always- or never-RHC policies moves between always or never using RHC, the percentage of patients assigned RHC under the minimax policy relative to the oracle is relatively stable. As with the two-covariate case in Figure 3 and our discussion in Section 3.3.2, the minimax regret policy relative to the oracle is less aggressive, and stays near the symmetric case.

Finally, we can measure the impact of these policies in terms of directly interpretable patient outcomes rather than the expected regret. Recall that we can view the expected utility as the Lagrangian form of the constrained optimization problem in Equation (3), where we seek to minimize the proportion patients that we fail to give a useful treatment to — the false negatives — while constraining the proportion of patients for which the policy is harmful. With zero cost $c = 0$ in the regret, varying u_l relative to u_b with a constant comparison policy ϖ is equivalent to varying the constraint on the proportion of harmful treatments, without a budget constraint. Following the argument in Section 3, we can find upper bounds on these probabilities for a policy π as

$$\begin{aligned} \sup_{e_{01}(x) \in [L(x), U(x)]} P(Y(\pi(X)) < Y(0)) &= \mathbb{E}(\pi(X) [m(0, X) + \delta_+(X) \{1 - m(1, X) - m(0, X)\}]) \\ \sup_{e_{01}(x) \in [L(x), U(x)]} P(Y(\pi(X)) < Y(1)) &= \mathbb{E}(\{1 - \pi(X)\} [m(1, X) + \delta_+(X) \{1 - m(1, X) - m(0, X)\}]) . \end{aligned}$$

Using the learned classifier $\hat{\delta}_+$ and the DR scores $\hat{\Gamma}_w$, we can get plug-in estimates of these upper

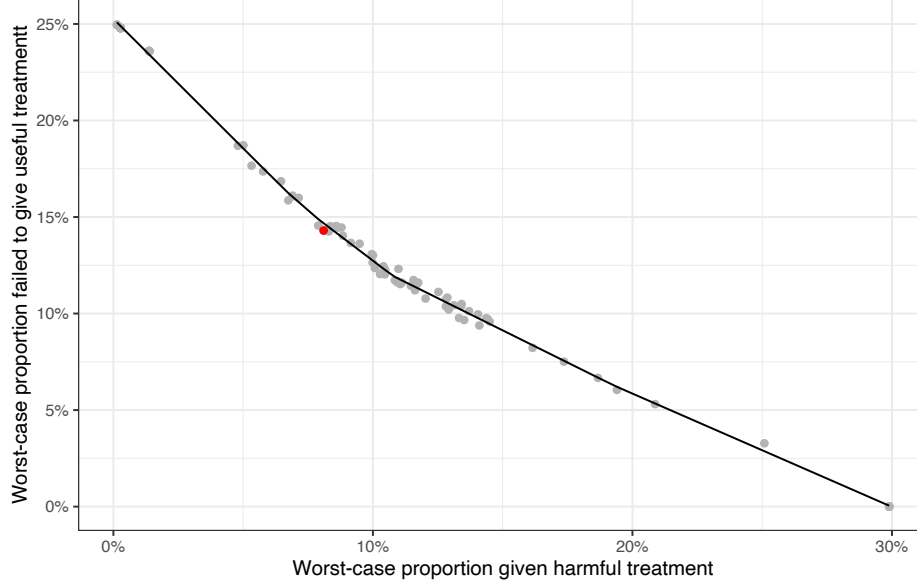


Figure 6: Upper bounds on the proportion of patients that do not receive a useful treatment — the false negative rate — and the proportion of patients given a harmful treatment — the false positive rate — for linear minimax policies relative to always or never using RHC, as u_l varies in $[0.65, 1.2]$ and $u_g = 1$. The line is a convex fit. The red point is the symmetric linear policy.

bounds for each of our policies π .

Figure 6 shows the worst-case proportion of patients for whom π fails to give a useful treatment (vertical axis, $\sup_{e_{01}(x) \in [L(x), U(x)]} P(Y(\pi(X)) < Y(1))$ for $u_l < u_g$) versus the worst-case proportion for whom π gives a harmful treatment (horizontal axis, $\sup_{e_{01}(x) \in [L(x), U(x)]} P(Y(\pi(X)) < Y(0))$ for $u_l > u_g$) as we vary $u_l \in [0.65, 1.2]$. We observe the trade-off between these two types of errors, in the worst-case. If π treats no one, then in the worst-case no patients receive a harmful treatment, but π could be failing to help up to 25% of patients. Conversely, if π treats everyone, then π necessarily treats everyone for whom it is helpful, but could be providing a harmful treatment for up to 30% of patients. The intermediate points in Figure 6 show the frontier between these two extreme scenarios.

Along with this trade-off between the two types of errors, we can also see the impact on overall mortality as we move along the frontier. Figure 7 shows the estimated expected mortality under each policy $\hat{\mathbb{E}}[\hat{\Gamma}_{\pi(X)}(X, D, Y)]$ (vertical axis) plotted against the worst-case proportion of patients (horizontal axis) for whom π fails to give a useful treatment or gives a harmful treatment as we vary $u_l \in [0.65, 1.2]$. The figure shows the trade-off between reducing mortality and potentially failing to give a useful treatment to a patient or harming them (the constraints). Note that because we are only approximately solving the empirical minimax regret optimization problem in Equation (13), this is not an exact frontier, so we include the convex function that best fits the points.

At one extreme, the policy that always uses RHC has the highest expected mortality, because

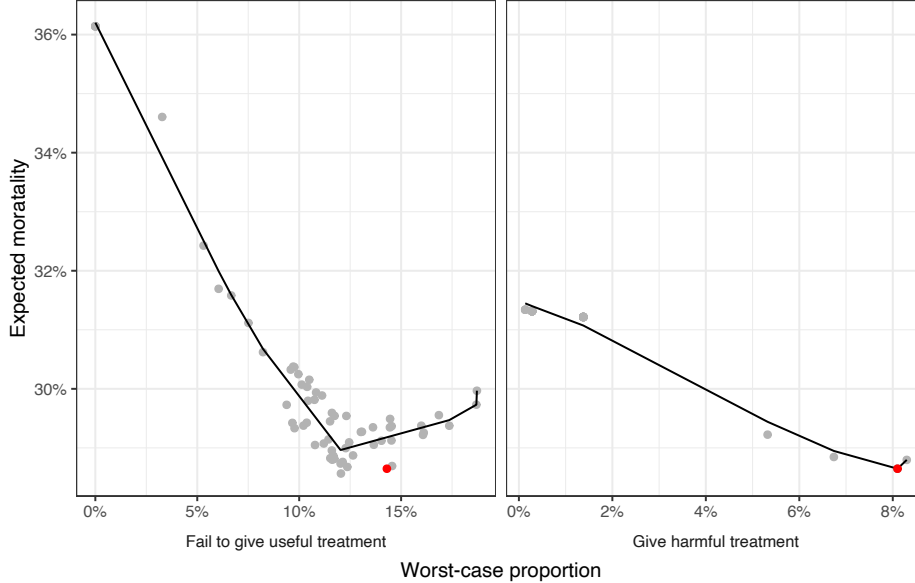


Figure 7: Estimated expected mortality versus the worst case proportion of cases where the policy fails to give a useful treatment (left panel) and where the policy gives a harmful treatment (right panel), for linear minimax policies relative to never using RHC, as u_l varies in $[0.65, 1.2]$ and $u_g = 1$. The line is a convex fit. The red point is the symmetric linear policy.

on average RHC is harmful. As we allow for the possibility of failing to treat a higher percentage of patients for whom RHC would be useful — and so the policy uses RHC more judiciously — the expected mortality decreases. The symmetric policy is at the other end of this tradeoff, with a lower expected mortality but potentially failing to use RHC when it is useful for over 13% of patients. On the other extreme, the policy that never uses RHC has a lower expected mortality than always using RHC, but a higher one than the symmetric policy. Here, there is also a tradeoff between the expected mortality and the worst-case proportion of patients receiving a harmful treatment, though it is less stark since RHC is harmful on average. We find that while the symmetric policy reduces mortality, up to 10% of patients will receive RHC even though it is harmful for them.

7 Discussion

In this paper, we developed a general policy learning framework that allows for asymmetric utilities, which reflect common ethical principles including the Hippocratic oath. The proposed framework can also be seen as policy learning subject to the constraints on the proportion of decisions that are harmful or not helpful. The asymmetry of utility functions generally leads to the unidentifiability of expected utilities because we cannot point-identify the conditional joint probability of the two potential outcomes. We addressed this problem by employing a partial identification approach and then finding a policy that minimizes the maximum regret relative to a particular policy, showing

how the resulting objective changes with both the asymmetry in the utility and the choice of reference policy. We illustrated this framework by reanalyzing the controversial study of Right Heart Catheterization, finding that the minimax optimal policy varies substantially with the asymmetry in the utility and choice of reference policy.

There are several avenues for future research. First, we have restricted our attention here to binary outcomes and binary treatments, leading to four principal strata. However, many decision problems involve multiple potential actions and categorical or continuous outcomes. This leads to many more principal strata and potential asymmetries in the utility function. For example, with a single treatment of varying intensity or dosage we might want to penalize any dosage above that required to prevent a bad outcome. Second, we may consider decision problems with utility functions that depend on other post-treatment variables or mediators as well as outcomes, leading to a different principal stratification structure. Finally, we can consider using these ideas to incorporate further constraints into the policy learning problem that encode notions of fairness, such as the concept of principal fairness that requires decisions to be independent of protected attributes conditioned on the principal stratum ([Imai and Jiang, 2022](#)).

References

- Athey, S. and S. Wager (2021). Policy Learning With Observational Data. *Econometrica* 89(1), 133–161.
- Audibert, J. Y. and A. B. Tsybakov (2007). Fast learning rates for plug-in classifiers. *Annals of Statistics* 35(2), 608–633.
- Ben-Michael, E., D. J. Greiner, K. Imai, and Z. Jiang (2021). Safe Policy Learning through Extrapolation: Application to Pre-trial Risk Assessment.
- Bertsimas, D., D. B. Brown, and C. Caramanis (2011). Theory and applications of robust optimization. *SIAM Review* 53(3), 464–501.
- Beygelzimer, A. and J. Langford (2009). The offset tree for learning with partial labels. *Proceedings of the ACM SIGKDD International Conference on Knowledge Discovery and Data Mining*, 129–137.
- Bordley, R. F. (2009). The hippocratic oath, effect size, and utility theory. *Medical Decision Making* 29(3), 377–379. PMID: 19380886.
- Connors, A. F., T. Speroff, N. V. Dawson, C. Thomas, F. E. Harrell, D. Wagner, N. Desbiens, L. Goldman, A. W. Wu, R. M. Califf, W. J. Fulkerson, H. Vidaillet, S. Broste, P. Bellamy, J. Lynn, and W. A. Knaus (1996). The effectiveness of right heart catheterization in the initial care of critically ill patients. *Journal of the American Medical Association* 276(11), 889–897.
- Cui, Y. (2021). Individualized decision making under partial identification: three perspectives, two optimality results, and one paradox. *Harvard Data Science Review*. Just accepted.
- Cui, Y. and E. Tchetgen Tchetgen (2021). A Semiparametric Instrumental Variable Approach to Optimal Treatment Regimes Under Endogeneity. *Journal of the American Statistical Association* 116(533), 162–173.
- Ding, P. and J. Lu (2017). Principal stratification analysis using principal scores. *Journal of the Royal Statistical Society, Series B (Statistical Methodology)* 79(3), 757–777.
- Dudik, M., J. Langford, and L. Li (2011). Doubly Robust Policy Evaluation and Learning. In *Proceedings of the 28th International Conference on Machine Learning*.
- Foot, P. (1967). The problem of abortion and the doctrine of the double effect. *Oxford Review* 5, 5–15.
- Frangakis, C. E. and D. B. Rubin (2002). Principal stratification in causal inference. *Biometrics* 58(1), 21–29.
- Friedman, J. (2001). Greedy Function Approximation : A Gradient Boosting Machine. *The Annals of Statistics* 29(5), 1189–1232.
- González-Ortega, J., V. Radovic, and D. Ríos Insua (2018). Utility elicitation. In L. C. Dias, A. Morton, and J. Quigley (Eds.), *Elicitation*, Volume 261, pp. 241–264.

- Han, S. (2021). Optimal Dynamic Treatment Regimes and Partial Welfare Ordering.
- Hirano, K. and G. W. Imbens (2001). Estimation of causal effects using propensity score weighting: An application to data on right heart catheterization. *Health Services and Outcomes Research Methodology* 2(3-4), 259–278.
- Imai, K. and Z. Jiang (2022+). Principal fairness for human and algorithmic decision-making. *Statistical Science*.
- Jiang, Z., S. Yang, and P. Ding (2020). Multiply robust estimation of causal effects under principal ignorability. *arXiv preprint arXiv:2012.01615*.
- Kallus, N. (2018). Balanced policy evaluation and learning. *Advances in Neural Information Processing Systems 2018-December*(1), 8895–8906.
- Kallus, N. (2022). What’s the Harm? Sharp Bounds on the Fraction Negatively Affected by Treatment.
- Kallus, N. and A. Zhou (2021). Minimax-optimal policy learning under unobserved confounding. *Management Science* 67(5), 2870–2890.
- Kitagawa, T. and A. Tetenov (2018). Who Should Be Treated? Empirical Welfare Maximization Methods for Treatment Choice. *Econometrica* 86(2), 591–616.
- Knaus, M. C. (2020). Double Machine Learning based program evaluation under unconfoundedness. *arXiv*, 1–61.
- Knaus, W. A., E. A. Draper, D. P. Wagner, and J. E. Zimmerman (1985). APACHE II: A severity of disease classification system. *Critical Care Medicine* 13(10), 818–829.
- Lin, P. (2016). *Autonomous Driving: Technical, Legal and Social Aspects*, Chapter Why Ethnicity Matters for Autonomous Cars, pp. 69–85. Springer Open.
- Luedtke, A. R. and M. J. Van Der Laan (2016). Statistical inference for the mean outcome under a possibly non-unique optimal treatment strategy. *Annals of Statistics* 44(2), 713–742.
- Manski, C. F. (2005). *Social Choice with Partial Knowledge of Treatment Response*. Princeton University Press.
- Neyman, J. (1990 [1923]). On the application of probability theory to agricultural experiments. essay on principles. section 9. *Statistical Science* 5(4), 465–472.
- Pu, H. and B. Zhang (2021). Estimating optimal treatment rules with an instrumental variable: A partial identification learning approach. *Journal of the Royal Statistical Society Series B*, 1–28.
- Qian, M. and S. A. Murphy (2011). Performance guarantees for individualized treatment rules. *The Annals of Statistics* 39(2), 1180–1210.
- Qiu, H., M. Carone, E. Sadikova, M. Petukhova, R. C. Kessler, and A. Luedtke (2021). Optimal Individualized Decision Rules Using Instrumental Variable Methods. *Journal of the American Statistical Association* 116(533), 174–191.

- Rosenbaum, P. R. and D. B. Rubin (1983). The Central Role of the Propensity Score in Observational Studies for Causal Effects. *Biometrika* 70(1), 41–55.
- Rubin, D. B. (1980). Comment on “Randomization Analysis of Experimental Data: The Fisher Randomization Test”. *Journal of the American Statistical Association* 75(371), 591–593.
- Smith, C. M. (2005). Origin and uses of *primum non nocere* — above all, do no harm! *Journal of Clinical Pharmacology* 45, 371–377.
- Sverdrup, E., A. Kanodia, Z. Zhou, S. Athey, and S. Wager (2020). policytree: Policy learning via doubly robust empirical welfare maximization over trees. *Journal of Open Source Software* 5(50), 2232.
- Swaminathan, A. and T. Joachims (2015). Batch learning from logged bandit feedback through counterfactual risk minimization. *Journal of Machine Learning Research* 16, 1731–1755.
- Thomson, J. J. (1976, April). Killing, letting die, and the trolley problem. *The Monist* 59(2), 204–217. Philosophical Problems of Death.
- Zhang, B., A. A. Tsiatis, M. Davidian, M. Zhang, and E. Laber (2012). Estimating optimal treatment regimes from a classification perspective. *Stat* 1(1), 103–114.
- Zhao, Y., D. Zeng, A. J. Rush, and M. R. Kosorok (2012). Estimating individualized treatment rules using outcome weighted learning. *Journal of the American Statistical Association* 107(499), 1106–1118.

	$Y_i(0) = 1$	$Y_i(0) = 0$
$Y_i(1) = 1$	Harmless $u_1 - c$	Useful $u_1 + u_0 - c$
$Y_i(1) = 0$	Harmful $-u_0 - c$	Useless $-c$

Table 2: Asymmetric utilities based on the observed outcomes. The utility function is given by $u_1 dY_i(d) + u_0 Y_i(d) - cd$. Each cell corresponds to the principal stratum defined by the values of the two potential outcomes, $Y_i(1)$ and $Y_i(0)$. Each entry represents the utility gain/loss of treatment assignment, relative to no treatment, for a unit that belongs to the corresponding principal stratum.

Appendix

A Asymmetric utilities based on observed outcomes

Although it is possible to construct asymmetric utilities without relying on principal strata, doing so places additional restrictions on the structure of utilities. Consider the following utility function based on observed outcomes alone, $u_1 dY_i(d) + u_0 Y_i(d) - cd$. This utility function includes the interaction between the decision and the outcome. Indeed, for binary decision and outcome, this represents the most general utility that could be specified using the observed outcome.

Table 2 summarizes the utility gain/loss for a unit that belongs to each principal stratum. With an interaction term, this utility has different utility gains/losses in principal strata $(Y(1) = 1, Y(0) = 0)$ and $(Y(1) = 0, Y(0) = 1)$, allowing for the asymmetry in the utilities as required by the Hippocratic principle. This utility, however, still places restrictions on its structure. In particular, it requires that the difference between the utility gains in principal strata $(Y(1) = 1, Y(0) = 1)$ and $(Y(1) = 0, Y(0) = 1)$ is the same as that between the utility losses in principal strata $(Y(1) = 1, Y(0) = 0)$ and $(Y(1) = 0, Y(0) = 0)$. Therefore, it might be violated if the difference between harmful and harmless decisions is much greater than that between useful and useless decisions. Thus, a fully general construction of asymmetric utilities requires the use of principal strata.

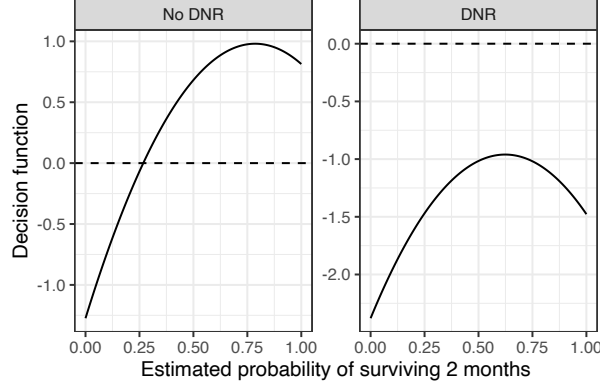


Figure B.1: Estimated quadratic decision rule $\hat{\delta}_+$ to classify whether $e_{11}(x) \geq e_{00}(x)$

B Additional figures

C Approximation via weighted SVM

Rather than solving the non-convex empirical welfare minimization problem in Equation (13), we solve an approximate version via a weighted SVM. To write the optimization problem, define

$$\begin{aligned}\tilde{y}_i &= 2 * \mathbb{1} \left\{ \hat{c}_1^\varpi(X_i) \hat{\Gamma}_1(X_i, D_i, Y_i) + \hat{c}_0^\varpi(X_i) \hat{\Gamma}_0(X_i, D_i, Y_i) + \hat{c}^\varpi(X_i) \geq 0 \right\} - 1 \\ \gamma_i &= \left| \hat{c}_1^\varpi(X_i) \hat{\Gamma}_1(X_i, D_i, Y_i) + \hat{c}_0^\varpi(X_i) \hat{\Gamma}_0(X_i, D_i, Y_i) + \hat{c}^\varpi(X_i) \right|.\end{aligned}$$

The first value \tilde{y}_i is a pseudo outcome that is 1 if the contribution of treating unit i to the regret is negative and -1 if it is positive, and γ_i is a weight corresponding to the magnitude of the regret increase/decrease. With these values, we solve a weighted soft-margin SVM problem

$$\begin{aligned}\min_{\beta_0, \beta, \xi} \quad & C \sum_{i=1}^n \xi_i \gamma_i + \frac{1}{2} \|\beta\|_2^2 \\ \text{subject to} \quad & \{\beta_0 + \beta \cdot \phi(X_i)\} \tilde{y}_i \geq 1 - \xi_i \\ & \xi_i \geq 0,\end{aligned}\tag{14}$$

where $\phi(\cdot)$ is a transformation of the covariates. With the solution $\hat{\beta}_0, \hat{\beta}$, the resulting policy is

$$\hat{\pi}(x) = \mathbb{1} \left\{ \hat{\beta}_0 + \hat{\beta} \cdot \phi(x) \geq 0 \right\}.$$

The corresponding Lagrangian to optimization problem (14) has Lagrange multipliers $\alpha \in \mathbb{R}^n$:

$$\mathcal{L}(\beta_0, \beta, \xi, \alpha) = C \sum_{i=1}^n \xi_i \gamma_i + \frac{1}{2} \|\beta\|_2^2 - \sum_{i=1}^n \{(\beta_0 + \beta \cdot \phi(X_i)) \tilde{y}_i - 1 + \xi_i\} \alpha_i.$$

So the Lagrangian dual is

$$\begin{aligned} q(\alpha) &= \min_{\beta_0, \beta, \xi} \mathcal{L}(\beta_0, \beta, \xi, \alpha) \\ &= \min_{\beta} \frac{1}{2C} \|\beta\|_2^2 - \sum_{i=1}^n \beta \cdot \phi(X_i) \tilde{y}_i \alpha_i + \min_{\beta_0} - \sum_{i=1}^n \beta_0 \tilde{y}_i \alpha_i + \sum_{i=1}^n \min_{\xi_i \geq 0} \xi_i (C\gamma_i - \alpha_i) + \sum_{i=1}^n \alpha_i. \end{aligned}$$

Solving the inner minimization problems, we find that the Lagrangian dual problem is

$$\begin{aligned} &\min_{\alpha} \frac{1}{2} \sum_{i,j=1}^n \alpha_i \alpha_j \phi(X_i) \cdot \phi(X_j) \tilde{y}_i \tilde{y}_j - \sum_{i=1}^n \alpha_i \\ &\text{subject to } \sum_{i=1}^n \tilde{y}_i \alpha_i = 0 \\ &\quad 0 \leq \alpha_i \leq \gamma_i C \end{aligned} \tag{15}$$

With the solution to the dual problem (15) $\hat{\alpha}$ we can recover the primal solution via

$$\begin{aligned} \hat{\beta} &= \sum_{i=1}^n \tilde{y}_i \phi(X_i) \alpha_i \\ \hat{\beta}_0 &= \frac{1}{\sum_{\alpha_i < C\gamma_i} 1} \sum_{\alpha_i < C\gamma_i} \tilde{y}_i - \hat{\beta} \cdot \phi(X_i). \end{aligned}$$

D Proofs and derivations

Derivation of the regret The regret of policy π relative to policy ϖ is

$$\begin{aligned} V(\varpi) - V(\pi) &= \mathbb{E} \left[\sum_{y_1=0}^1 \sum_{y_0=0}^1 (\varpi(X) - \pi(X)) e_{y_1 y_0}(X) \{u(1; y_1, y_0) - u(0; y_1, y_0)\} \right] \\ &= \mathbb{E} [(\varpi(X) - \pi(X)) \{e_{10}(X)(u_g - c) - e_{01}(X)(u_l + c) - e_{00}(X)c - e_{11}(X)c\}] \\ &= \mathbb{E} [(\varpi(X) - \pi(X)) \{e_{10}(X)u_g - e_{01}(X)u_l - c(e_{10}(X) + e_{01}(X) + e_{00}(X) + e_{11}(X))\}] \\ &= \mathbb{E} [(\varpi(X) - \pi(X)) \{(\tau(X) + e_{01}(X))u_g - e_{01}(X)u_l - c\}] \\ &= \mathbb{E} [(\varpi(X) - \pi(X)) \{u_g \tau(X) + (u_g - u_l)e_{01}(X) - c\}], \end{aligned}$$

where we have used the fact that $\tau(x) = e_{10}(x) - e_{01}(x)$.

Proof of Theorem 1. Define $b(x) = u_g \tau(x) + (u_g - u_l)e_{01}(X) - c$, and

$$\begin{aligned} L_b(x) &= \min_{e(x) \in [L(x), U(x)]} \{u_g \tau(x) + (u_g - u_l)e_{01}(X) - c\} \\ U_b(x) &= \max_{e(x) \in [L(x), U(x)]} \{u_g \tau(x) + (u_g - u_l)e_{01}(X) - c\}. \end{aligned}$$

Note that the worst-case regret relative to the always and never treat policies are

$$\begin{aligned} R_{\text{sup}}(\pi, \pi^\circ) &= -\mathbb{E}[\pi(X)L_b(X)] \\ R_{\text{sup}}(\pi, \pi^\mathbb{1}) &= \mathbb{E}[\{1 - \pi(X)\}U_b(X)] = \mathbb{E}[U_b(X)] - \mathbb{E}[\pi(X)U_b(X)]. \end{aligned}$$

From this, we can find the unconstrained minimax regret policies

$$\begin{aligned} \pi_\circ^* &= \underset{\pi}{\operatorname{argmin}} -\mathbb{E}[\pi(X)L_b(X)] = \mathbb{1}\{L_b(x) \geq 0\} \\ \pi_\mathbb{1}^* &= \underset{\pi}{\operatorname{argmin}} -\mathbb{E}[\pi(X)U_b(X)] = \mathbb{1}\{U_b(x) \geq 0\}. \end{aligned}$$

Now, the oracle policy is $\pi^o(x) = \mathbb{1}\{b(x) \geq 0\}$. So if $L_b(x) \geq 0 \Leftrightarrow \pi_\circ^*(x) = 1$ then $\pi^o(x) = 1$ for all possible values of the principal score $e_{01}(x)$. In this case the upper bound is,

$$\max_{e(x) \in [L(x), U(x)]} \{\pi^o(x) - \pi(x)\}b(x) = (1 - \pi(x))U_b(x).$$

Similarly, if $U_b(x) < 0 \Leftrightarrow \pi_\mathbb{1}^*(x) = 0$ then $\pi^o(x) = 0$, and

$$\max_{e(x) \in [L(x), U(x)]} \{\pi^o(x) - \pi(x)\}b(x) = -\pi(x)L_b(x).$$

Finally, if $L_b(x) < 0$ and $U_b(x) \geq 0$ (so $\pi_\circ^*(x) = 0$ and $\pi_\mathbb{1}^*(x) = 1$), then the oracle policy can be either 0 or 1, $\pi^o(x) \in \{0, 1\}$. Therefore,

$$\max_{e(x) \in [L(x), U(x)]} \{\pi^o(x) - \pi(x)\}b(x) = \max\{(1 - \pi(x))U_b(x), -\pi(x)L_b(x)\} = U_b(x) - \pi(x)\{U_b(x) + L_b(x)\}.$$

Putting together the pieces, the worst-case regret relative to the oracle is

$$\begin{aligned} R_{\text{sup}}(\pi, \pi^o) &= \mathbb{E}[(\pi_\circ^*(X) + \{1 - \pi_\circ^*(X)\}\pi_\mathbb{1}^*(X))U_b(X) \\ &\quad - \mathbb{E}[\pi(X)\{\pi_\circ^*(X)U_b(X) + (1 - \pi_\mathbb{1}^*(X))L_b(X) + (1 - \pi_\circ^*(X))\pi_\mathbb{1}^*(X)(U_b(X) + L_b(X))\}], \end{aligned}$$

and the unconstrained minimizer is

$$\pi_o^* = \underset{\pi}{\operatorname{argmin}} R_{\text{sup}}(\pi, \pi^o) = \begin{cases} \pi_\mathbb{1}^*(x) & \pi_\circ^*(x) = 1 \\ \pi_\circ^*(x) & \pi_\mathbb{1}^*(x) = 0 \\ \mathbb{1}\{U_b(x) \geq -L_b(x)\} & \pi_\circ^*(x) = 0, \pi_\mathbb{1}^*(x) = 1 \end{cases}.$$

Now notice that $\pi_\circ^*(x) = 1 \Leftrightarrow L_b(x) \geq 0 \Rightarrow U_b(x) \geq 0 \Leftrightarrow \pi_\mathbb{1}^*(x) = 1$, and $\pi_\mathbb{1}^*(x) = 0 \Leftrightarrow U_b(x) < 0 \Rightarrow L_b(x) < 0 \Leftrightarrow \pi_\circ^*(x) = 0$, so we can simplify this to

$$\pi_o^* = \underset{\pi}{\operatorname{argmin}} R_{\text{sup}}(\pi, \pi^o) = \begin{cases} 1 & \pi_\circ^*(x) = 1 \\ 0 & \pi_\mathbb{1}^*(x) = 0 \\ \mathbb{1}\{U_b(x) \geq -L_b(x)\} & \pi_\circ^*(x) = 0, \pi_\mathbb{1}^*(x) = 1 \end{cases}.$$

To complete the proof, we need to compute $L_b(x)$ and $U_b(x)$. First, we begin with the case

where $u_g \geq u_l$. In this case,

$$\begin{aligned} L_b(x) &= \{u_l + (u_g - u_l)\delta_\tau(x)\}\tau(x) - c = \{u_l + (u_g - u_l)\delta_\tau(x)\}m(1, x) - \{u_l + (u_g - u_l)\delta_\tau(x)\}m(0, x) - c \\ U_b(x) &= \{u_g - (u_g - u_l)\delta_+(x)\}m(1, x) - \{u_l + (u_g - u_l)\delta_+(x)\}m(0, x) + (u_g - u_l)\delta_+(x) - c. \end{aligned}$$

This gives the form of the worst-case regret relative to $\pi^\mathbb{1}$ and $\pi^\mathbb{O}$. For the worst-case regret relative to the oracle, we collect terms to get

$$\begin{pmatrix} c_1^{\pi^\mathbb{O}}(x) \\ c_0^{\pi^\mathbb{O}}(x) \\ c^{\pi^\mathbb{O}}(x) \end{pmatrix} = \begin{cases} (u_l + (u_g - u_l)\delta_\tau(x), -u_l - (u_g - u_l)\delta_\tau(x), -c) & \pi_\mathbb{1}^*(x) = 0 \\ (u_g - (u_g - u_l)\delta_+(x), -u_l - (u_g - u_l)\delta_+(x), (u_g - u_l)\delta_+(x) - c) & \pi_\mathbb{O}^*(x) = 1 \\ (u_l + u_g + (u_g - u_l)(\delta_\tau(x) - \delta_+(x)), -2u_l - (u_g - u_l)(\delta_\tau(x) + \delta_+(x)), (u_g - u_l)\delta_+(x) - 2c) & \pi_\mathbb{O}^*(x) \neq \pi_\mathbb{1}^*(x) \end{cases}$$

Now for the case where $u_g < u_l$, the lower and upper bounds switch:

$$\begin{aligned} L_b(x) &= \{u_g - (u_g - u_l)\delta_+(x)\}m(1, x) - \{u_l + (u_g - u_l)\delta_+(x)\}m(0, x) + (u_g - u_l)\delta_+(x) - c \\ U_b(x) &= \{u_l + (u_g - u_l)\delta_\tau(x)\}\tau(x) - c = \{u_l + (u_g - u_l)\delta_\tau(x)\}m(1, x) - \{u_l + (u_g - u_l)\delta_\tau(x)\}m(0, x) - c. \end{aligned}$$

For the worst-case regret relative to the oracle, we collect terms to get

$$\begin{pmatrix} c_1^{\pi^\mathbb{O}}(x) \\ c_0^{\pi^\mathbb{O}}(x) \\ c^{\pi^\mathbb{O}}(x) \end{pmatrix} = \begin{cases} (u_g - (u_g - u_l)\delta_+(x), -u_l - (u_g - u_l)\delta_+(x), (u_g - u_l)\delta_+(x) - c) & \pi_\mathbb{1}^*(x) = 0 \\ (u_l + (u_g - u_l)\delta_\tau(x), -u_l - (u_g - u_l)\delta_\tau(x), -c) & \pi_\mathbb{O}^*(x) = 1 \\ (u_l + u_g + (u_g - u_l)(\delta_\tau(x) - \delta_+(x)), -2u_l - (u_g - u_l)(\delta_\tau(x) + \delta_+(x)), (u_g - u_l)\delta_+(x) - 2c) & \pi_\mathbb{O}^*(x) \neq \pi_\mathbb{1}^*(x) \end{cases}$$

□

Lemma 1. For all π ,

$$\left| \hat{R}_{\text{sup}}(\pi) - \tilde{R}_{\text{sup}}(\pi) \right| \leq \frac{1}{n} \sum_{i=1}^n |\hat{c}(X_i) - c(X_i)| + \sum_{w=0}^1 \max_{i=1, \dots, n} \left| \hat{\Gamma}_w(X_i, D_i, Y_i) \right| \frac{1}{n} \sum_{i=1}^n |\hat{c}_w(X_i) - c_w(X_i)|$$

Proof of Lemma 1. Note that

$$\begin{aligned} \hat{R}_{\text{sup}}(\pi) - \tilde{R}_{\text{sup}}(\pi) &= -\frac{1}{n} \sum_{i=1}^n \pi(X_i) \left(\{\hat{c}_1^\varpi(X_i) - c_1^\varpi(X_i)\} \hat{\Gamma}_1(X_i, D_i, Y_i) + \{\hat{c}_0^\varpi(X_i) - c_0^\varpi(X_i)\} \hat{\Gamma}_0(X_i, D_i, Y_i) \right) \\ &\quad - \frac{1}{n} \sum_{i=1}^n \pi(X_i) \{\hat{c}^\varpi(X_i) - c^\varpi(X_i)\} \end{aligned}$$

Since $\pi(X_i) \in \{0, 1\}$, the result follows from further bounding the expression with the upper bound of the scoring functions. □

Proof of Proposition 1. First, note that the excess regret can be decomposed into

$$\begin{aligned} R_{\text{sup}}(\hat{\pi}, \varpi) - R_{\text{sup}}(\pi^*, \varpi) &= R_{\text{sup}}(\hat{\pi}, \varpi) - \tilde{R}_{\text{sup}}(\hat{\pi}, \varpi) + \tilde{R}_{\text{sup}}(\hat{\pi}, \varpi) - \hat{R}_{\text{sup}}(\hat{\pi}, \varpi) \\ &\quad + \hat{R}_{\text{sup}}(\hat{\pi}, \varpi) - \hat{R}_{\text{sup}}(\pi^*, \varpi) + \hat{R}_{\text{sup}}(\pi^*, \varpi) - \tilde{R}_{\text{sup}}(\pi^*, \varpi) \\ &\quad + \tilde{R}_{\text{sup}}(\pi^*, \varpi) - R_{\text{sup}}(\pi^*, \varpi) \end{aligned}$$

Now since $\hat{\pi}$ minimizes $\hat{R}_{\text{sup}}(\pi, \varpi)$, $\hat{R}_{\text{sup}}(\hat{\pi}, \varpi) - \hat{R}_{\text{sup}}(\pi^*, \varpi) \leq 0$, so the excess regret reduces to

$$R_{\text{sup}}(\hat{\pi}, \varpi) - R_{\text{sup}}(\pi^*, \varpi) \leq 2 \sup_{\pi \in \Pi} \left| \tilde{R}_{\text{sup}}(\pi, \varpi) - R_{\text{sup}}(\pi, \varpi) \right| + 2 \sup_{\pi \in \Pi} \left| \hat{R}_{\text{sup}}(\pi, \varpi) - \tilde{R}_{\text{sup}}(\pi, \varpi) \right|$$

Combining with Lemma 1 gives the result. \square