
Global Context Vision Transformers

Ali Hatamizadeh, Hongxu Yin, Jan Kautz, and Pavlo Molchanov

NVIDIA

{ahatamizadeh, danny, jkautz, pmolchanov}@nvidia.com

Abstract

We propose global context vision transformer (GC ViT), a novel architecture that enhances parameter and compute utilization. Our method leverages global context self-attention modules, joint with local self-attention, to effectively yet efficiently model both long and short-range spatial interactions, without the need for expensive operations such as computing attention masks or shifting local windows. In addition, we address the issue of lack of the inductive bias in ViTs via proposing to use a modified fused inverted residual blocks in our architecture. Our proposed GC ViT achieves state-of-the-art results across image classification, object detection and semantic segmentation tasks. On ImageNet-1K dataset for classification, the base, small and tiny variants of GC ViT with 28M, 51M and 90M parameters achieve **83.2%**, **83.9%** and **84.4%** Top-1 accuracy, respectively, surpassing comparably-sized prior art such as CNN-based ConvNeXt and ViT-based Swin Transformer by a large margin. Pre-trained GC ViT backbones in downstream tasks of object detection, instance segmentation, and semantic segmentation using MS COCO and ADE20K datasets outperform prior work consistently, sometimes by large margins. Code available at <https://github.com/NVlabs/GCViT>.

1 Introduction

During the recent years, Transformers [1] have achieved State-Of-The-Art (SOTA) performance in Natural Language Processing (NLP) benchmarks and became the de facto model for various tasks. A key element in the success of Transformers is the self-attention mechanism which allows for capturing contextual representations via attending to both distant and nearby tokens [2]. Following this trend, Vision Transformer (ViT) [3] proposed to utilize image patches as tokens in a monolithic architecture with minor differences comparing to encoder of the original Transformer. Despite the historic dominance of Convolutional Neural Network (CNN) in computer vision, ViT-based models have achieved SOTA or competitive performance in various computer vision tasks. In essence, the self-attention mechanism in ViT allows for learning more uniform short and long-range information [4] in comparison to CNN. However, the monolithic architecture of ViT and quadratic computational complexity of self-attention baffle their swift application to high resolution images [5] in which capturing multi-scale long-range information is crucial for accurate representation modeling.

Several efforts [6–8], most notably Swin Transformer [6], have attempted to address the balance between short- and long-range shortcomings by proposing multi-resolution architectures in which the self-attention is computed in local windows and cross-window connections such as window shifting are used for modeling the interactions across different regions. Despite this progress, the limited receptive field of local windows baffles the capability of self-attention to capture long-range information, and window-connection schemes such as shifting only cover a small neighborhood in the vicinity of each window. Subsequent efforts such as Focal Transformer [9] attempted to address this issue by designing highly sophisticated self-attention modules with increased model complexity. The burden of computationally expensive operations such as token unfolding and rolling and additional computations of key and values can significantly affect the run-time and throughput.

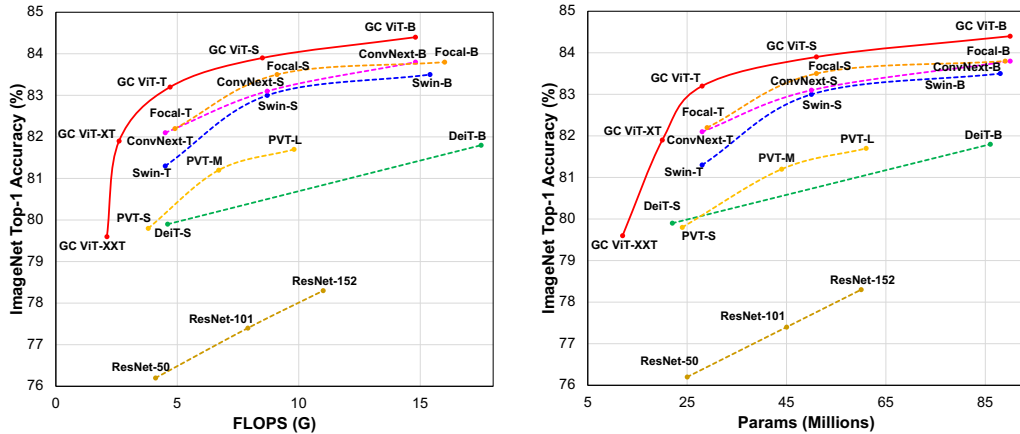


Figure 1 – Top-1 accuracy vs. model FLOPs/parameter size on ImageNet-1K dataset. GC ViT achieves new SOTA benchmarks for different model sizes as well as FLOPs, outperforming competing approaches by a significant margin.

In this work, we introduce the Global Context (GC) ViT network to address these limitations. Specifically, we propose a hierarchical ViT architecture consisting of local and global self-attention modules. At each stage, we compute global query tokens, using modified fused inverted residual blocks, we refer to as Fused-MBConv blocks, that encompass global contextual information from different image regions. While the local self-attention modules are responsible for modeling short-range information, the global query tokens are shared across all global self-attention modules to interact with local key and values. As we demonstrate in Sec. 5, sharing global queries allow for reducing number of parameters and FLOPs and increasing generalizability. The design of our proposed framework for global query generation and self-attention is intuitive and simple and can be efficiently implemented using major deep learning framework. Hence, it eliminates sophisticated and computationally expensive operations and ensures the effectiveness of self-attention when applied to high-resolution images.

We have extensively validated the effectiveness of the proposed GC ViT using three publicly available datasets. For image classification using ImageNet-1K dataset, GC ViT with 90M, 51M and 28M parameters, referred to as base, small and tiny variants, achieve new SOTA benchmarks of **84.4%**, **83.9%** and **83.2%** Top-1 accuracy. Hence the GC ViT consistently outperforms both ConvNeXt [10] and Swin Transformer [6] models by a significant margin. Using a pre-trained GC ViT base backbone with Cascade Mask RCNN [11] head, our model achieves a box mAP of **52.2** for object detection and a mask mAP of **45.2** for instance segmentation on the MS COCO test-dev. In addition, using an UperNet [12] head, our model achieves a mIoU of **49.0** on ADE20K dataset for semantic segmentation. Other variants of GC ViT with different learning capacities also demonstrate SOTA results when compared to similarly-sized models on both MS COCO and ADE20K datasets. Hence, GC ViT demonstrates great scalability for high-resolution images in various downstream tasks, validating the effectiveness of the proposed framework in capturing both short and long-range information.

The main contributions of our work are summarized as follows:

- A novel hierarchical Transformer model, called GC ViT, that can be employed as a general backbone in various computer vision tasks such as classification, detection, instance segmentation (mention only those we have experiments for).
- A novel and yet simple design comprising of global self-attention and token generation modules that allow for modeling long-range dependencies by capturing global contextual information and hence eliminating the need for highly sophisticated or complex operations.
- As demonstrated in Fig. 1, the proposed GC ViT achieves new SOTA benchmarks on ImageNet-1K dataset for a variety of model sizes and FLOPs, outperforming both CNN and ViT-based models by a significant margin. Using GC ViT as the backbone yields SOTA or competitive performance for object detection and semantic segmentation on MS COCO and ADE20K datasets, respectively.

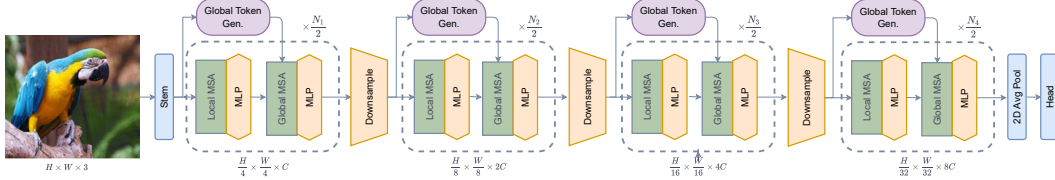


Figure 2 – Architecture of the proposed Global Context ViT. We use alternating blocks of local and global context self attention layers in each stage of the architecture.

2 Method

We next explain our proposed method in details. At first we introduce the overall architecture of GC ViT and then describe global self-attention and global query generator.

2.1 GC ViT architecture

Architecture. Fig. 2 demonstrates the architecture of GC ViT. Similar to previous efforts [6, 9], we use a hierarchical framework to obtain feature representations at several resolutions (called stages) by decreasing the spatial dimensions while expanding the embedding dimension by factors of 2 and 2, respectively. At first, given an input image with resolution of $\mathbf{x} \in \mathbb{R}^{H \times W \times 3}$, we obtain overlapping patches by applying a 3×3 convolutional layer with a stride of 2 and appropriate padding. Then patches are projected into a C -dimensional embedding space. We show the benefit of using overlapping as opposed to non-overlapping patches in Sec. 5. Every GC ViT stage is composed of alternating local and global self-attention modules to extract spatial features. Both operate in local windows like Swin Transformer [6], however, the global self-attention accesses global features extracted by Global Token Generator (GTG). The GTG is a CNN-like module that extracts features from the entire image only once at every stage. The spatial resolution is decreased by 2 while increasing the number of channels by a downsampling block after every stage. Resulting features are passed through average pooling and linear layers to create an embedding for a downstream task.

The GC ViT architecture relies on novel blocks such as a downsampling operator, a global query generator and a global self-attention module described in the next sections.

Downsampling. We borrow an idea of spatial feature contraction from CNN models that imposes locality bias and cross channel communication while reducing dimensions. We use a modified Fused-MBConv block, followed by a max pooling layer with a kernel size of 3 and stride of 2 as a downsampling operator, see Fig 3. The Fused-MBConv block in our work is similar to the one in EfficientNetV2 [13] with modifications as in

$$\begin{aligned}
 \hat{\mathbf{x}} &= \text{DW-Conv}_{3 \times 3}(\mathbf{x}), \\
 \hat{\mathbf{x}} &= \text{GELU}(\hat{\mathbf{x}}), \\
 \hat{\mathbf{x}} &= \text{SE}(\hat{\mathbf{x}}), \\
 \mathbf{x} &= \text{Conv}_{1 \times 1}(\hat{\mathbf{x}}) + \mathbf{x},
 \end{aligned} \tag{1}$$

where SE, GELU and DW-Conv $_{3 \times 3}$ denote Squeeze and Excitation block [14], Gaussian Error Linear Unit [15] and 3×3 depth-wise convolution, respectively. In our proposed architecture, the Fused-MBConv blocks provide desirable properties such as inductive bias and modeling of inter-channel dependencies.

Attention. Multi-head self-attention is the the core computational operator in the GC ViT architecture to extract semantic information from the image. GC ViT is composed of local and global self-attention modules illustrated in Fig 4. Similar to Swin Transformer [6], we benefit from splitting image into windows and performing local self-attention withing them, this leads to linear complexity scaling with image size. The local self-attention extracts local, short-range, information and in order to facilitate long range dependencies we propose to use a novel global self attention to allow cross-patch communication with those far beyond the local window. Global self-attention attends other regions in the image via global query token that represents image embedding extracted with CNN-like module.

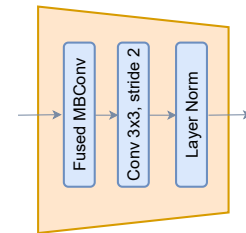


Figure 3 – Downsampling block for dimension reduction.

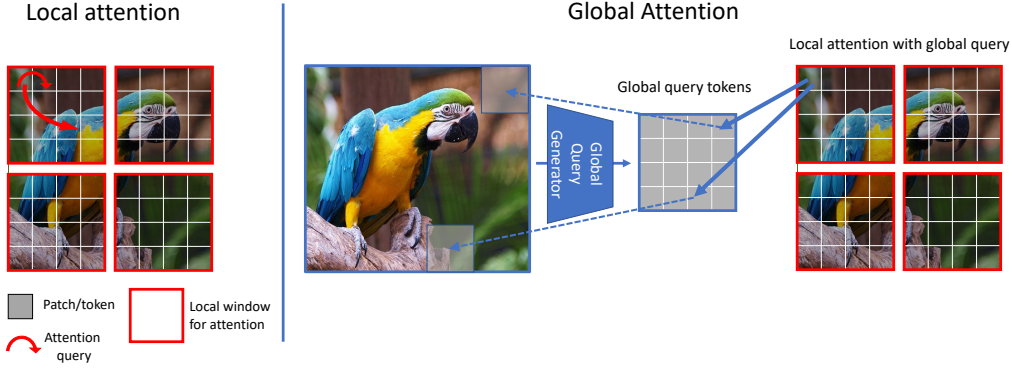


Figure 4 – Attention formulation. Local attention is computed on feature patches within local window only (left). On the other hand, the global features are extracted from the entire input features and then repeated to form global query tokens. The global query is interacted with local key and value tokens, hence allowing to capture long-range information via cross-region interaction.

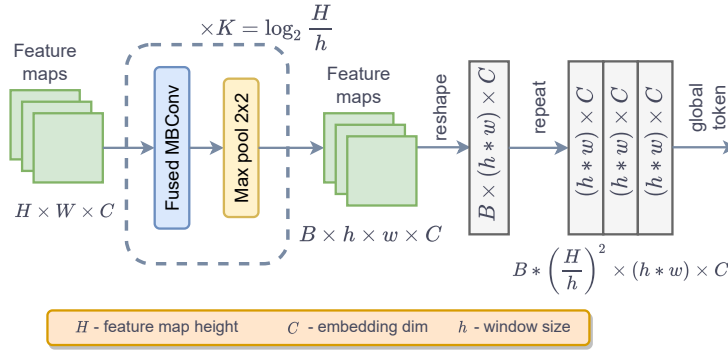


Figure 5 – Global Query Generator. Given feature map it computes a patch summarization obtained with imposing inductive bias via convolutional layers.

2.2 Global Query Generator

We propose to generate global query tokens that encompass information across the entire input feature maps for interaction with local key and value features. Specifically, as shown in Fig. 5, a layer f in the the generator consists of a Fused-MBConv block followed by a max pooling layer, similar to the one described in Sec. 2.1, and the final global query $\mathbf{q}_{g,i}$ at stage i ($i \in \{1, 2, 3, 4\}$) of GC ViT is computed according to

$$\begin{aligned} \mathbf{x}^i &= \text{F-MBConv}(\mathbf{x}^{i-1}), \\ \mathbf{x}^i &= \text{MaxPool}(\mathbf{x}^i). \end{aligned} \quad (2)$$

These query tokens are computed once at every stage of GC ViT model and shared across all global attention blocks, hence decreasing number of parameters and FLOPs and improving the generalizability. In addition, the Global attention layers only learn local key and value features which will be used for interaction with global query tokens.

2.3 Global Self-Attention

Fig 4 demonstrates the main idea of our contribution. Local self-attention can only query patches within a local window, whereas with global attention attention can query image globally while still operating in the window. The only difference in implementation is that query component

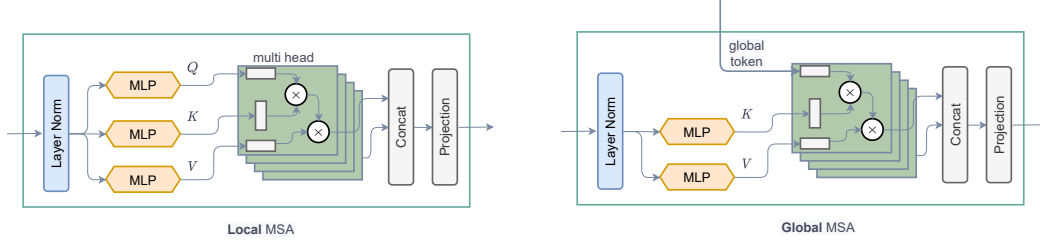


Figure 6 – Local and global attention blocks. Global attention block does not compute query vector and and reuses global query computed via Global Token Generation.

is pre-computed in case of global attention and the rest is the same as in local attention. In each stage, GC ViT employs alternating local and global self-attention blocks to effectively capture both local and global spatial information. The global self-attention utilizes global query tokens, obtained according to Eq. 2 and shared across all blocks, to interact with extracted local key and value features. Fig 6 illustrates the difference between local and global self-attention. The global attention query \mathbf{q}_g has a size of $B \times C \times h \times w$, wherein B , C , h and w denote batch size, embedding dimension, local window height and width, respectively. Moreover, \mathbf{q}_g is repeated along the batch dimension to compensate for the overall number of windows and batch size $B^* = B \times N$ where N is the number of local windows. \mathbf{q}_g is further reshaped into multiple head. The value and key are computed within each local window using a linear layer. The global self-attention query, key and value features are computed as follows

Since the partitioned windows only contain local information, interaction with rich contextual information embedded in the global query tokens provides an effective way of enlarging the receptive field and attending to various regions in the input feature maps. The self-attention module is computed as in

$$\text{Attention}(\mathbf{q}_g, \mathbf{k}, \mathbf{v}) = \text{Softmax}\left(\frac{\mathbf{q}_g \mathbf{k}}{\sqrt{d}} + \mathbf{b}\right) \mathbf{v}. \quad (3)$$

Where d is scaling factor and \mathbf{b} is a learnable relative position bias term. Following previous efforts [16, 6], assuming position change between $[-p+1, p-1]$ along horizontal and vertical axes, \mathbf{b} is sampled from the grid $\hat{\mathbf{b}} \in \mathbb{R}^{(2p-1) \times (2p-1)}$. As shown in Sec. 5, relative position bias improves the performance, especially for dense prediction downstream tasks. In Algorithm 1, we present a PyTorch-like pseudocode for computing global self-attention in GC ViT. Complexity analysis of the global self-attention is presented in the supplementary materials.

Algorithm. 1 Global Attention Pseudocode

```
# Input/output shape: (B*, N, C)
# B*: Batchsize*Num Windows; H: Height;
# W: Width; C: dim; q_g: Global Token;
# F: Num Attention Head; N: Num Windows;
def init():
    f = nn.Linear(C, 2*C)
    softmax = nn.Softmax(dim=-1)

def forward(x, q_g):
    B*, N, C = x.shape
    B, C, h, w = q_global.shape
    kv = f(x).reshape(B*, N, 2, F, C // F)
    kv = kv.permute(2, 0, 3, 1, 4)
    k, v = split(kv, (1, 1), 0)
    q_g = q_g.repeat(B* // B, 1, 1, 1)
    q_g = q_g.reshape(B*, F, N, C // F)
    qk = matmul(q_g, k.transpose(-2, -1))
    attn = softmax(qk)
    return matmul(attn, v).reshape(B*, N, C)
```

2.4 GC ViT model configurations

GC ViT model configurations are presented in Table 1 describing the choice of internal hyper parameters to obtain models with various compute load and parameter number.

$$\mathbf{Q}_g \in \mathbb{R}^{B^* \times C \times h \times w} := [\mathbf{q}_g, \dots, \mathbf{q}_g], \mathbf{q}_g \in \mathbb{R}^{B \times C \times h \times w}, \quad (4)$$

$$\mathbf{q}_g \in \mathbb{R}^{B^* \times N \times C} \xleftarrow{\text{reshape}} \mathbf{Q}_g \in \mathbb{R}^{B^* \times C \times h \times w}, \quad (5)$$

$$\mathbf{k}, \mathbf{v} = \mathbf{g}(\mathbf{x}) \in \mathbb{R}^{B^* \times N \times C}. \quad (6)$$

	Output Size (Downs. Rate)	GC ViT-XT	GC ViT-T	GC ViT-S	GC ViT-B
Stem	128×128 (2×)	Conv, C:64, S:2, LN	Conv, C:64, S:2, LN	Conv, C:96, S:2, LN	Conv, C:128, S:2, LN
		F-MBConv C:64 × 1	F-MBConv C:64 × 1	F-MBConv C:96 × 1	F-MBConv C:128 × 1
Stage 1	56×56 (4×)	Conv, C:64, S:2, LN	Conv, C:64, S:2, LN	Conv, C:96, S:2, LN	Conv, C:128, S:2, LN
		LG-SA, C:64, head:2 × 3, F-MBConv, C:64	LG-SA, C:64, head:2 × 3, F-MBConv, C:64	LG-SA, C:96, head:3 × 3, F-MBConv, C:96	LG-SA, C:128, head:4 × 3, F-MBConv, C:128
Stage 2	28×28 (8×)	Conv, C:64, S:2, LN	Conv, C:64, S:2, LN	Conv, C:96, S:2, LN	Conv, C:128, S:2, LN
		LG-SA, C:64, head:4 × 4, F-MBConv, C:64	LG-SA, C:64, head:4 × 4, F-MBConv, C:64	LG-SA, C:96, head:6 × 4, F-MBConv, C:96	LG-SA, C:128, head:8 × 4, F-MBConv, C:128
Stage 3	14×14 (16×)	Conv, C:64, S:2, LN	Conv, C:64, S:2, LN	Conv, C:96, S:2, LN	Conv, C:128, S:2, LN
		LG-SA, C:64, head:8 × 6, F-MBConv, C:64	LG-SA, C:64, head:8 × 19, F-MBConv, C:64	LG-SA, C:96, head:12 × 19, F-MBConv, C:96	LG-SA, C:128, head:16 × 19, F-MBConv, C:128
Stage 4	7×7 (32×)	Conv, C:64, S:2, LN	Conv, C:64, S:2, LN	Conv, C:96, S:2, LN	Conv, C:128, S:2, LN
		LG-SA, C:64, head:16 × 5, F-MBConv, C:64	LG-SA, C:64, head:16 × 5, F-MBConv, C:64	LG-SA, C:96, head:24 × 5, F-MBConv, C:96	LG-SA, C:128, head:32 × 5, F-MBConv, C:128

Table 1 – Architecture configurations for GC ViT. LG-SA and Conv denotes local, global self-attention and 3 × 3 convolutional layer, respectively. GC ViT-XT, GC ViT-T, GC ViT-S and GC ViT-B denote XTiny, Tiny, Small and Base variants, respectively. GC ViT-XXT configuration is presented in the supplementary materials.

3 Related work

ViT. The ViT [3] was first proposed as an alternative to CNNs with the advantage of enlarged receptive field, due to its self-attention layers. However, it lacked desirable properties of CNNs such as inductive biases and translation invariance and required large-scale training datasets to achieve competitive performance. Data-efficient Image Transformers (DeiT) [17] introduced a distillation-based training strategy which significantly improved the classification accuracy. LeViT [18] proposed a hybrid model with re-designed multi-layer perceptron (MLP) and self-attention modules that are highly-optimized for fast inference. Cross-covariance Image Transformer (XCiT) [19] introduced a transposed self-attention module for modeling the interactions of feature channels. Convolutional vision Transformer (CvT) [20] introduced convolutional token embedding layer and Transformer block in a hierarchical architecture to improve the efficiency and accuracy of ViTs. Conditional Position encoding Vision Transformer (CPVT) [21] demonstrated improved performance on various tasks such as image classification and object detection by conditioning the position encoding on localized patch token. Tokens-To-Token Vision Transformer (T2T-ViT) [22] proposed a transformation layer for aggregating adjacent tokens and establishing image prior by exploiting spatial correlations.

Pyramid Vision Transformer (PVT) [23] proposed a hierarchical architecture with patch embedding at the beginning of each stage and spatial dimension reduction to improve the computational efficiency. Independently, Swin Transformers [6] also proposed a hierarchical architecture in which self-attention is computed within local windows which are shifted for region interaction. Twins Transformer [8] proposed a spatially separable self-attention with locally-grouped and global sub-sampling modules to improve the efficiency. Focal Transformer [9] introduced the Focal self-attention to capture long-range spatial interactions. CoAtNet [24] proposed an optimized hybrid model comprising of convolutional and Transformer layers in the earlier and later stages, respectively.

ConvNet. Since the advent of deep learning, CNNs [25–30, 14] have dominated computer vision benchmarks with SOTA performance. Recently, inspired by ViTs, ConvMixer [31] introduced a simple architecture with large-kernel depth-wise and point-wise convolutional layers and global pooling with competitive performance for image classification. Furthermore, ConvNeXt [10] proposed modifications to the architecture and training recipe of ResNet [28], and achieved competitive benchmarks for classification, detection and segmentation tasks.

4 Experiments

Image classification. For image classification, we trained and tested our model on ImageNet-1K dataset [32]. To allow for a fair comparison, all GC ViT variants are trained by following training

Table 2 – Image classification benchmarks on **ImageNet-1K** dataset [32]. All models are trained and evaluated on 224×224 resolution on ImageNet-1K. Following [8], throughput is computed on a V100 GPU with batch size of 192.

Method	Param (M)	FLOPs (G)	Throughput (Images/s)	Top-1 (%)
ResMLP-S12 [33]	15	3.0	-	76.6
GC ViT-XXT	12	2.1	854	79.6
DeiT-Small/16 [17]	22	4.6	437	79.9
T2T-ViT-14 [22]	22	5.2	-	81.5
CPVT-Small-GAP [21]	23	4.6	817	81.5
GC ViT-XT	20	2.6	778	81.9
ResNet50 [28]	25	4.1	-	76.1
CrossViT-S [34]	26	5.6	-	81.0
PVT-Small [23]	24	3.8	820	79.8
Twins-PCPVT-S [8]	24	3.8	815	81.2
Swin-T [6]	29	4.5	766	81.3
Twins-SVT-S [8]	24	2.9	1059	81.7
ConvNeXt-T [10]	29	4.5	780	82.1
Focal-T [9]	29	4.9	310	82.2
GC ViT-T	28	4.7	754	83.2
ResNet-101 [28]	44	7.9	-	77.4
ResMLP-S24 [33]	30	6.0	-	81.0
PVT-Medium [23]	44	6.7	526	81.2
T2T-ViT-19 [22]	39	8.9	-	81.9
Twins-PCPVT-B [8]	44	6.7	525	82.7
Swin-S [6]	50	8.7	444	83.0
Twins-SVT-B [8]	56	8.6	469	83.2
ConvNeXt-S [10]	50	8.7	460	83.1
Focal-S [9]	51	9.1	180	83.5
GC ViT-S	51	8.5	436	83.9
ResNet-152 [28]	60	11.6	-	78.3
ViT-Base/16 [3]	86	17.6	86	77.9
ResMLP-B24 [33]	116	23.0	-	81.0
PVT-Large [23]	61	9.8	367	81.7
DeiT-Base/16 [17]	86	17.6	292	81.8
CrossViT-B [34]	104	21.2	-	82.2
T2T-ViT-24 [22]	64	14.1	-	82.3
CPVT-B [21]	88	17.6	292	82.3
Twins-PCPVT-L [8]	61	9.8	367	83.1
Swin-B [6]	88	15.4	275	83.3
Twins-SVT-L [8]	99	15.1	288	83.7
ConvNeXt-B [10]	89	15.4	290	83.8
Focal-B [9]	90	16.0	126	83.8
GC ViT-B	90	14.8	267	84.4

configurations of previous efforts [6, 9, 8]. Specifically, all models are trained with a total batch size of 128 using AdamW [37] optimizer for 300 epochs with an initial learning rate of 0.001, weight decay of 0.05, cosine decay scheduler and 20 warm-up and cooldown epochs, respectively.

Object detection and semantic segmentation For object detection and instance segmentation, we trained our model on MS COCO dataset [36] with Mask-RCNN [11] head and using $\times 3$ LR schedule with an initial learning rate of 0.0001, a batch size of 16 and weight decay of 0.05. Following [10], we compared against Tiny, Small and Base model variants using Cascade Mask-RCNN but only compared against Tiny variant using Mask-RCNN.

For semantic segmentation, we used ADE20K dataset [38] with UperNet [12] segmentation head. Following previous efforts, we used a random crop size of 512×512 for input images. For fair assessment, we only compare against models with a pre-trained ImageNet-1K backbone.

Backbone	Param (M)	FLOPs (G)	AP ^{box}	AP ₅₀ ^{box}	AP ₇₅ ^{box}	AP ^{mask}	AP ₅₀ ^{mask}	AP ₇₅ ^{mask}
Mask-RCNN 3× schedule								
Swin-T [6]	48	267	46.0	68.1	50.3	41.6	65.1	44.9
ConvNeXt-T [10]	48	262	46.2	67.9	50.8	41.7	65.0	44.9
GC ViT-T	48	291	46.5	68.5	51.0	41.8	65.5	44.6
Cascade Mask-RCNN 3× schedule								
DeiT-Small/16 [17]	80	889	48.0	67.2	51.7	41.4	64.2	44.3
ResNet-50 [28]	82	739	46.3	64.3	50.5	40.1	61.7	43.4
Swin-T [6]	86	745	50.4	69.2	54.7	43.7	66.6	47.3
ConvNeXt-T [10]	86	741	50.4	69.1	54.8	43.7	66.5	47.3
GC ViT-T	85	770	51.1	70.0	55.7	44.4	67.4	48.2
X101-32 [35]	101	819	48.1	66.5	52.4	41.6	63.9	45.2
Swin-S [6]	107	838	51.9	70.7	56.3	45.0	68.2	48.8
ConvNeXt-S [10]	108	827	51.9	70.8	56.5	45.0	68.4	49.1
GC ViT-S	146	866	52.2	71.0	56.7	45.2	68.4	49.1
X101-64 [35]	140	972	48.3	66.4	52.3	41.7	64.0	45.1
Swin-B [6]	145	982	51.9	70.5	56.4	45.0	68.1	48.9
GC ViT-B	108	1018	52.4	71.4	57.0	45.4	68.8	49.3
ConvNeXt-B [10]	146	964	52.7	71.3	57.2	45.6	68.9	49.5

Table 3 – Object detection and instance segmentation benchmarks using Mask R-CNN and Cascade Mask R-CNN on MS COCO dataset [36]. All models employ 3× schedule.

4.1 ImageNet-1K Classification Results

We present the ImageNet-1K classification benchmarks in Table 2 and compare against CNN, ViT and MLP-based models across different model sizes. Our model achieves new SOTA benchmarks in all categories by a large margin. Specifically, the proposed GC ViT surpasses similar-sized counterpart models by +0.4% for GC ViT-XT (81.9%) compared to CPVT-Small-GAP [21] (81.5%), +1.0% for GC ViT-T (83.2%) over Focal-T [9] (82.2%), +0.4% for GC ViT-S (83.9%) over Focal-S [9] (83.5%) and +0.6% for GC ViT-B (84.4%) compared to Focal-B [9] (83.8%), respectively. In addition, our models demonstrate similar or better performance gap compared to other established benchmarks such as ConvNeXt-T [10]. In addition, the proposed models have better or comparable computational efficiency in terms of number FLOPs over the competing counterpart models. Hence, consistent improvement over previous SOTA, in most cases with a large margin, validates the effectiveness of the proposed approach for image classification for a wide range of model sizes. Compared with Swin Transformers [6] with local attention and window shifting, GC ViT demonstrate considerably better performance, hence demonstrating the benefits of global self-attention for capturing long-range information that critical for this task.

4.2 MS COCO Detection Results

In Table 3, we present object detection and instance segmentation benchmarks using on MS COCO dataset. Using a Mask-RCNN head, model with pre-trained GC ViT-T (46.5/41.8) backbone outperforms counterparts with pre-trained ConvNeXt-T [10] (46.2/41.7) by +0.3 and +0.1 and Swin-T [6] (46.0/41.6) by +0.5 and +0.2 in terms of box AP and mask AP, respectively. Using a Cascade Mask-

Backbone	Param (M)	FLOPs (G)	mIoU
DeiT-Small/16 [17]	52	1099	44.0
Swin-T [6]	60	945	44.5
ResNet-101 [28]	86	1029	44.9
Focal-T [9]	62	998	45.8
Twins-SVT-S [8]	55	-	46.2
GC ViT-T	58	947	46.5
Swin-S [6]	81	1038	47.6
Twins-SVT-B [8]	89	-	47.7
Focal-S [9]	85	1130	48.0
GC ViT-S	84	1163	48.3
Swin-B [6]	121	1188	48.1
Twins-SVT-L [8]	133	-	48.8
Focal-B [9]	126	1354	49.0
GC ViT-B	125	1348	49.0

Table 4 – Semantic segmentation benchmarks ADE20K validation set with UperNet [12] and pre-trained ImageNet-1K backbone. All models use crop size of 512 × 512.

RCNN head, models with pre-trained GC ViT-T (51.1/44.4) and GC ViT-S (52.4/45.4) backbones surpass all competing counterparts. Specifically, it outperforms ConvNeXt-T [10] (50.4/43.7) by +0.7 and +0.7 and ConvNeXt-S [10] (51.9/45.0) by +0.5 and +0.4 in terms of box AP and mask AP, respectively. However, ConvNeXt-B [10] (52.7/45.6) demonstrates better performance compared to GC ViT-B (52.2/45.2) by +0.5 and +0.4 in terms of box AP and mask AP, respectively.

The proposed GC ViT demonstrates a competitive performance for object detection and instance segmentation on high-resolution images and consistently outperforms Swin-T [6], hence validating its effectiveness for modeling both short and long-range spatial information.

4.3 ADE20K semantic segmentation results

We present the semantic segmentation benchmarks on ADE20K dataset in Table 4. Models using pre-trained GC ViT-T (46.5), GC ViT-T (48.3) backbones surpass competing models with pre-trained Twins-SVT-S [8] (46.2) and Focal-S [9] (48.0) by +0.3 and +0.3 in terms of mIoU, respectively. Models pre-trained with GC ViT-B (49.0) and Focal-B [9] (49.0) both achieve the same segmentation performance. GC ViT significantly outperforms Swin Transformer [6] counterparts, hence demonstrating the effectiveness of the global self-attention.

	ImageNet	COCO		ADE20k
	top-1	AP ^{box}	AP ^{mask}	mIoU
w/o G-SA	82.8	46.1	41.5	44.9
w/o global share	83.0	46.3	41.5	45.9
w/o pos.	83.1	46.3	41.6	46.3
w/o over.	83.1	46.4	41.6	46.4
Tiny GC ViT	83.2	46.5	41.8	46.5

Table 5 – Ablation study on the effectiveness of various components in GC ViT architecture. w/o G-SA, w/o global share, w/o pos. and w/o non-over. denote without using global self-attention, sharing global query, relative position bias, and overlapping patches respectively. All experiments follow the Tiny GC ViT architecture as the baseline.

5 Ablation

Importance of Global Self-Attention. As shown in Table 5, replacing global self-attention blocks with their local counterparts significantly impacts the performance for classification, detection and segmentation. Specifically, dense prediction downstream tasks such as segmentation show the most significant degradation as such tasks rely on long-range spatial information that could be effectively captured by global self-attention blocks.

Shared Global Query and Relative position bias. Sharing global context query features consistently improves the performance for all tasks, according to Table 5, and decreases the number of parameters and operations. Such improvements may imply that model generalizability improves by re-using the same tokens throughout the local and global attention blocks. Our experiments also show the benefits of employing relative position bias in both local and global self-attention blocks.

6 Conclusion

In this work, we introduced a novel hierarchical ViT, referred to as GC ViT, which can efficiently capture global context by utilizing global query tokens and interact with local regions. We have extensively validated the effectiveness of our model on various tasks. The proposed GC ViT model achieves new SOTA benchmarks for image classification across various model sizes on ImageNet-1K dataset, and surpasses both CNN and ViT-based counterparts by a significant margin. We have also achieved SOTA or competitive performance for downstream tasks of detection and semantic segmentation on high-resolution images using MS COCO and ADE20K datasets.

7 Potential Negative Societal Impacts

The proposed architecture can be used as a general backbone in various computer vision tasks, including sensitive domains such as facial recognition systems. Hence, further studies are needed to evaluate additional factors such as data and algorithmic bias and assess appropriate solutions.

References

- [1] Ashish Vaswani, Noam Shazeer, Niki Parmar, Jakob Uszkoreit, Llion Jones, Aidan N Gomez, Łukasz Kaiser, and Illia Polosukhin. Attention is all you need. In *Advances in neural information processing systems*, pages 5998–6008, 2017.
- [2] Hongxu Yin, Arash Vahdat, Jose Alvarez, Arun Mallya, Jan Kautz, and Pavlo Molchanov. A-ViT: Adaptive tokens for efficient vision transformer. *arXiv preprint arXiv:2112.07658*, 2021.
- [3] Alexey Dosovitskiy, Lucas Beyer, Alexander Kolesnikov, Dirk Weissenborn, Xiaohua Zhai, Thomas Unterthiner, Mostafa Dehghani, Matthias Minderer, Georg Heigold, Sylvain Gelly, et al. An image is worth 16x16 words: Transformers for image recognition at scale. In *International Conference on Learning Representations*, 2020.
- [4] Maithra Raghu, Thomas Unterthiner, Simon Kornblith, Chiyuan Zhang, and Alexey Dosovitskiy. Do vision transformers see like convolutional neural networks? *Advances in Neural Information Processing Systems*, 34, 2021.
- [5] Huanrui Yang, Hongxu Yin, Pavlo Molchanov, Hai Li, and Jan Kautz. NViT: Vision transformer compression and parameter redistribution. *arXiv preprint arXiv:2110.04869*, 2021.
- [6] Ze Liu, Yutong Lin, Yue Cao, Han Hu, Yixuan Wei, Zheng Zhang, Stephen Lin, and Baining Guo. Swin transformer: Hierarchical vision transformer using shifted windows. In *Proceedings of the IEEE/CVF International Conference on Computer Vision*, pages 10012–10022, 2021.
- [7] Xiaoyi Dong, Jianmin Bao, Dongdong Chen, Weiming Zhang, Nenghai Yu, Lu Yuan, Dong Chen, and Baining Guo. Cswin transformer: A general vision transformer backbone with cross-shaped windows. *arXiv preprint arXiv:2107.00652*, 2021.
- [8] Xiangxiang Chu, Zhi Tian, Yuqing Wang, Bo Zhang, Haibing Ren, Xiaolin Wei, Huaxia Xia, and Chunhua Shen. Twins: Revisiting the design of spatial attention in vision transformers. *Advances in Neural Information Processing Systems*, 34, 2021.
- [9] Jianwei Yang, Chunyuan Li, Pengchuan Zhang, Xiyang Dai, Bin Xiao, Lu Yuan, and Jianfeng Gao. Focal attention for long-range interactions in vision transformers. *Advances in Neural Information Processing Systems*, 34, 2021.
- [10] Zhuang Liu, Hanzi Mao, Chao-Yuan Wu, Christoph Feichtenhofer, Trevor Darrell, and Saining Xie. A convnet for the 2020s. *arXiv preprint arXiv:2201.03545*, 2022.
- [11] Kaiming He, Georgia Gkioxari, Piotr Dollár, and Ross Girshick. Mask r-cnn. In *Proceedings of the IEEE international conference on computer vision*, pages 2961–2969, 2017.
- [12] Tete Xiao, Yingcheng Liu, Bolei Zhou, Yuning Jiang, and Jian Sun. Unified perceptual parsing for scene understanding. In *Proceedings of the European Conference on Computer Vision (ECCV)*, pages 418–434, 2018.
- [13] Mingxing Tan and Quoc Le. Efficientnetv2: Smaller models and faster training. In *International Conference on Machine Learning*, pages 10096–10106. PMLR, 2021.
- [14] Jie Hu, Li Shen, and Gang Sun. Squeeze-and-excitation networks. In *Proceedings of the IEEE conference on computer vision and pattern recognition*, pages 7132–7141, 2018.
- [15] Dan Hendrycks and Kevin Gimpel. Gaussian error linear units (gelus). *arXiv preprint arXiv:1606.08415*, 2016.
- [16] Han Hu, Jiayuan Gu, Zheng Zhang, Jifeng Dai, and Yichen Wei. Relation networks for object detection. In *Proceedings of the IEEE conference on computer vision and pattern recognition*, pages 3588–3597, 2018.
- [17] Hugo Touvron, Matthieu Cord, Matthijs Douze, Francisco Massa, Alexandre Sablayrolles, and Hervé Jégou. Training data-efficient image transformers & distillation through attention. In *International Conference on Machine Learning*, pages 10347–10357. PMLR, 2021.

- [18] Benjamin Graham, Alaaeldin El-Nouby, Hugo Touvron, Pierre Stock, Armand Joulin, Hervé Jégou, and Matthijs Douze. Levit: a vision transformer in convnet’s clothing for faster inference. In *Proceedings of the IEEE/CVF International Conference on Computer Vision*, pages 12259–12269, 2021.
- [19] Alaaeldin Ali, Hugo Touvron, Mathilde Caron, Piotr Bojanowski, Matthijs Douze, Armand Joulin, Ivan Laptev, Natalia Neverova, Gabriel Synnaeve, Jakob Verbeek, et al. Xcit: Cross-covariance image transformers. *Advances in neural information processing systems*, 34, 2021.
- [20] Haiping Wu, Bin Xiao, Noel Codella, Mengchen Liu, Xiyang Dai, Lu Yuan, and Lei Zhang. Cvt: Introducing convolutions to vision transformers. In *Proceedings of the IEEE/CVF International Conference on Computer Vision (ICCV)*, pages 22–31, October 2021.
- [21] Xiangxiang Chu, Zhi Tian, Bo Zhang, Xinlong Wang, Xiaolin Wei, Huaxia Xia, and Chunhua Shen. Conditional positional encodings for vision transformers. *arXiv preprint arXiv:2102.10882*, 2021.
- [22] Li Yuan, Yunpeng Chen, Tao Wang, Weihao Yu, Yujun Shi, Zihang Jiang, Francis EH Tay, Jiashi Feng, and Shuicheng Yan. Tokens-to-token ViT: Training vision transformers from scratch on imagenet. In *ICCV*, 2021.
- [23] Wenhai Wang, Enze Xie, Xiang Li, Deng-Ping Fan, Kaitao Song, Ding Liang, Tong Lu, Ping Luo, and Ling Shao. Pyramid vision transformer: A versatile backbone for dense prediction without convolutions. In *Proceedings of the IEEE/CVF International Conference on Computer Vision*, pages 568–578, 2021.
- [24] Zihang Dai, Hanxiao Liu, Quoc V Le, and Mingxing Tan. Coatnet: Marrying convolution and attention for all data sizes. *Advances in Neural Information Processing Systems*, 34:3965–3977, 2021.
- [25] Alex Krizhevsky, Ilya Sutskever, and Geoffrey E Hinton. Imagenet classification with deep convolutional neural networks. In *Advances in neural information processing systems*, pages 1097–1105, 2012.
- [26] Karen Simonyan and Andrew Zisserman. Very deep convolutional networks for large-scale image recognition. *CoRR*, abs/1409.1556, 2014. URL <http://arxiv.org/abs/1409.1556>.
- [27] Andrew G. Howard, Menglong Zhu, and Bo Chen. Mobilenets: Efficient convolutional neural networks for mobile vision applications. 2017.
- [28] Kaiming He, Xiangyu Zhang, Shaoqing Ren, and Jian Sun. Deep residual learning for image recognition. In *Proceedings of the IEEE conference on computer vision and pattern recognition*, pages 770–778, 2016.
- [29] Christian Szegedy, Vincent Vanhoucke, Sergey Ioffe, Jon Shlens, and Zbigniew Wojna. Rethinking the inception architecture for computer vision. In *Proceedings of the IEEE conference on computer vision and pattern recognition*, pages 2818–2826, 2016.
- [30] Gao Huang, Zhuang Liu, Laurens Van Der Maaten, and Kilian Q Weinberger. Densely connected convolutional networks. In *Proceedings of the IEEE conference on computer vision and pattern recognition*, pages 4700–4708, 2017.
- [31] Asher Trockman and J Zico Kolter. Patches are all you need? *arXiv preprint arXiv:2201.09792*, 2022.
- [32] Jia Deng, Wei Dong, Richard Socher, Li-Jia Li, Kai Li, and Li Fei-Fei. Imagenet: A large-scale hierarchical image database. In *2009 IEEE conference on computer vision and pattern recognition*, pages 248–255. Ieee, 2009.
- [33] Hugo Touvron, Piotr Bojanowski, Mathilde Caron, Matthieu Cord, Alaaeldin El-Nouby, Edouard Grave, Gautier Izacard, Armand Joulin, Gabriel Synnaeve, Jakob Verbeek, et al. Resmlp: Feedforward networks for image classification with data-efficient training. *arXiv preprint arXiv:2105.03404*, 2021.

- [34] Chun-Fu Chen, Quanfu Fan, and Rameswar Panda. Crossvit: Cross-attention multi-scale vision transformer for image classification, 2021.
- [35] Saining Xie, Ross Girshick, Piotr Dollár, Zhuowen Tu, and Kaiming He. Aggregated residual transformations for deep neural networks. In *Proceedings of the IEEE conference on computer vision and pattern recognition*, pages 1492–1500, 2017.
- [36] Tsung-Yi Lin, Michael Maire, Serge Belongie, James Hays, Pietro Perona, Deva Ramanan, Piotr Dollár, and C Lawrence Zitnick. Microsoft COCO: Common objects in context. In *ECCV*, 2014.
- [37] Diederik P Kingma and Jimmy Ba. Adam: A method for stochastic optimization. *arXiv preprint arXiv:1412.6980*, 2014.
- [38] Bolei Zhou, Hang Zhao, Xavier Puig, Sanja Fidler, Adela Barriuso, and Antonio Torralba. Scene parsing through ade20k dataset. In *Proceedings of the IEEE conference on computer vision and pattern recognition*, pages 633–641, 2017.
- [39] Ross Wightman. Pytorch image models. <https://github.com/rwightman/pytorch-image-models>, 2019.
- [40] Kai Chen, Jiaqi Wang, Jiangmiao Pang, Yuhang Cao, Yu Xiong, Xiaoxiao Li, Shuyang Sun, Wansen Feng, Ziwei Liu, Jiarui Xu, et al. Mmdetection: Open mmlab detection toolbox and benchmark. *arXiv preprint arXiv:1906.07155*, 2019.
- [41] MMSegmentation Contributors. MMSegmentation: Openmmlab semantic segmentation toolbox and benchmark. <https://github.com/open-mmlab/mmdetection>, 2020.

Appendix

A GC ViT model configurations

We present GC ViT-XXT architecture configuration in Table S.2. For comparison, we also include architecture configurations of GC ViT-T, GC ViT-S and GC ViT-B models. GC ViT-XXT is a lightweight model which achieves a competitive Top-1 classification accuracy of **79.6%** on ImageNet-1K dataset with only 12M parameters.

B Additional Experiments

B.1 Ablation

In this section, we present additional ablation analysis on the effectiveness of Global Self-attention blocks and shared global query. Specifically, we present additional models such as w/o G-SA-v2 and w/o global share-v2 which denote without using global self-attention and without sharing global query, respectively. As opposed to w/o G-SA and w/o global share whose architecture are modified to match the number of parameters in Tiny GC ViT, the newly added models share the same architecture as Tiny GC ViT. As shown in Table S.1, maintaining the same architecture increases the number of parameters and FLOPs for both of these models while slightly improving their Top-1 classification accuracy on ImageNet. As a result, this validates the effectiveness of our proposed design in maintaining efficiency by sharing the extracted global query tokens and while achieving a high accuracy. In addition, the proposed global self-attention seems to play an integral role as the Tiny GC ViT outperforms both model variants with only local self-attention, even with less number of parameter and FLOPs.

Backbone	Param (M)	FLOPs (G)	Top-1
w/o G-SA	28	4.7	82.8
w/o global share	28	4.7	83.0
w/o G-SA-v2	29	4.9	83.1
w/o global share-v2	29	5.0	83.2
Tiny GC ViT	28	4.7	83.2

Table S.1 – Ablation study on the effectiveness of various components in GC ViT architecture on ImageNet Top-1 accuracy. w/o G-SA, w/o global share denote models without using global self-attention, sharing global query, respectively and are tailored to have the same number of parameters as **Tiny GC ViT**. Moreover, w/o G-SA-v2, w/o global-v2 also denote models without using global self-attention, sharing global query but have the same architecture as **Tiny GC ViT**.

C Complexity Analysis

Given an input feature map of $x \in \mathcal{R}^{H \times W \times C}$ at each stage with a window size of $h \times w$, the computational complexity of GC ViT is as follows

$$\mathcal{O}(\text{GC ViT}) = 2HW(2C^2 + hwC), \quad (7)$$

The efficient design of global query token generator and other components allows to maintain a similar computational complexity in comparison to Swin Transformer [6] while being able to capture long-range information and achieve better higher accuracy for classification and downstream tasks such as detection and segmentation.

D Training Details

For image classification, GC ViT models were trained using four computational nodes with 32 Nvidia A100 GPUs. The total training batch size is 128, hence a batch size of 32 per GPU. On average, each model required 1.0 day of training with the specified hyper-parameters as indicated in the paper. All classification models were trained using the `timm` package [39]. Object detection and instance segmentation models as well as semantic segmentation models were trained using one computational node with 8 Nvidia A40 GPUs using a total batch size of 16, hence a batch size of 2 per GPU. Detection and instance segmentation models were trained using `mmdetection` [40] package and on average required 2.2 days of training. Semantic segmentation models were trained using `msegmentation` [41] package, and on average required 1.4 days of training.

	Output Size (Downs. Rate)	GC ViT-XXT	GC ViT-T	GC ViT-S	GC ViT-B
Stem	128×128 ($2 \times$)	Conv, C:64, S:2, LN	Conv, C:64, S:2, LN	Conv, C:96, S:2, LN	Conv, C:128, S:2, LN
		$\begin{bmatrix} \text{F-MBConv} \\ \text{C:64} \end{bmatrix} \times 1$	$\begin{bmatrix} \text{F-MBConv} \\ \text{C:64} \end{bmatrix} \times 1$	$\begin{bmatrix} \text{F-MBConv} \\ \text{C:96} \end{bmatrix} \times 1$	$\begin{bmatrix} \text{F-MBConv} \\ \text{C:128} \end{bmatrix} \times 1$
Stage 1	56×56 ($4 \times$)	Conv, C:64, S:2, LN	Conv, C:64, S:2, LN	Conv, C:96, S:2, LN	Conv, C:128, S:2, LN
		$\begin{bmatrix} \text{LG-SA,} \\ \text{C:64, head:2} \end{bmatrix} \times 2,$ F-MBConv, C:64	$\begin{bmatrix} \text{LG-SA,} \\ \text{C:64, head:2} \end{bmatrix} \times 3,$ F-MBConv, C:64	$\begin{bmatrix} \text{LG-SA,} \\ \text{C:96, head:3} \end{bmatrix} \times 3,$ F-MBConv, C:96	$\begin{bmatrix} \text{LG-SA,} \\ \text{C:128, head:4} \end{bmatrix} \times 3,$ F-MBConv, C:128
Stage 2	28×28 ($8 \times$)	Conv, C:64, S:2, LN	Conv, C:64, S:2, LN	Conv, C:96, S:2, LN	Conv, C:128, S:2, LN
		$\begin{bmatrix} \text{LG-SA,} \\ \text{C:64, head:4} \end{bmatrix} \times 2,$ F-MBConv, C:64	$\begin{bmatrix} \text{LG-SA,} \\ \text{C:64, head:4} \end{bmatrix} \times 4,$ F-MBConv, C:64	$\begin{bmatrix} \text{LG-SA,} \\ \text{C:96, head:6} \end{bmatrix} \times 4,$ F-MBConv, C:96	$\begin{bmatrix} \text{LG-SA,} \\ \text{C:128, head:8} \end{bmatrix} \times 4,$ F-MBConv, C:128
Stage 3	14×14 ($16 \times$)	Conv, C:64, S:2, LN	Conv, C:64, S:2, LN	Conv, C:96, S:2, LN	Conv, C:128, S:2, LN
		$\begin{bmatrix} \text{LG-SA,} \\ \text{C:64, head:8} \end{bmatrix} \times 6,$ F-MBConv, C:64	$\begin{bmatrix} \text{LG-SA,} \\ \text{C:64, head:8} \end{bmatrix} \times 19,$ F-MBConv, C:64	$\begin{bmatrix} \text{LG-SA,} \\ \text{C:96, head:12} \end{bmatrix} \times 19,$ F-MBConv, C:96	$\begin{bmatrix} \text{LG-SA,} \\ \text{C:128, head:16} \end{bmatrix} \times 19,$ F-MBConv, C:128
Stage 4	7×7 ($32 \times$)	Conv, C:64, S:2, LN	Conv, C:64, S:2, LN	Conv, C:96, S:2, LN	Conv, C:128, S:2, LN
		$\begin{bmatrix} \text{LG-SA,} \\ \text{C:64, head:16} \end{bmatrix} \times 2,$ F-MBConv, C:64	$\begin{bmatrix} \text{LG-SA,} \\ \text{C:64, head:16} \end{bmatrix} \times 5,$ F-MBConv, C:64	$\begin{bmatrix} \text{LG-SA,} \\ \text{C:96, head:24} \end{bmatrix} \times 5,$ F-MBConv, C:96	$\begin{bmatrix} \text{LG-SA,} \\ \text{C:128, head:32} \end{bmatrix} \times 5,$ F-MBConv, C:128

Table S.2 – Architecture configurations for GC ViT. LG-SA and Conv denotes local, global self-attention and 3×3 convolutional layer, respectively. GC ViT-XXT, GC ViT-T, GC ViT-S and GC ViT-B denote XTiny, Tiny, Small and Base variants, respectively.

E Limitations

Training transformer-based models is typically a computationally-expensive task. Hence the proposed GC ViT also requires such resources. Additional research is required for efficient training of GC ViT, including but not limited to adopting limited precision techniques and quantization.

As discussed in the paper, since our model can be used as a general computer vision backbone for various applications such as facial visual recognition, more research is needed to investigate and evaluate data and algorithmic biases that may exist in such instances.