
EST: Evaluating Scientific Thinking in Artificial Agents

Manjie Xu^{2,3*}
manjietsu@gmail.com

Guangyuan Jiang^{1,2,4*}
jgy@stu.pku.edu.cn

Chi Zhang^{2,5}✉
chi.zhang@ucla.edu

Song-Chun Zhu^{1,2,5,6,7}
sczhu@stat.ucla.edu

Yixin Zhu^{1,6}✉
yixin.zhu@pku.edu.cn

* Manjie Xu and Guangyuan Jiang contributed equally. ✉corresponding authors

¹Institute for Artificial Intelligence, Peking University

²Beijing Institute for General Artificial Intelligence (BIGAI)

³Kuang Yaming Honors School, Nanjing University ⁴Yuanpei College, Peking University

⁵Center for Vision, Cognition, Learning, and Autonomy (VCLA), UCLA

⁶School of Artificial Intelligence, Peking University ⁷Department of Automation, Tsinghua University

Abstract

Theoretical ideas and empirical research have shown us a seemingly surprising result: children, even very young toddlers, demonstrate learning and thinking in a strikingly similar manner to scientific reasoning in formal research. Encountering a novel phenomenon, children make hypotheses against data, conduct causal inference from observation, test their theory via experimentation, and correct the proposition if inconsistency arises. Rounds of such processes continue until the underlying mechanism is found. Towards building machines that can learn and think like people, one natural question for us to ask is: whether the intelligence we achieve today manages to perform such a scientific thinking process, and if any, at what level. In this work, we devise the *EST* environment for evaluating the scientific thinking ability in artificial agents. Motivated by the stream of research on causal discovery, we build our interactive *EST* environment based on *Blicket* detection. Specifically, in each episode of *EST*, an agent is presented with novel observations and asked to figure out all objects' *Blicketness*. At each time step, the agent proposes new experiments to validate its hypothesis and updates its current belief. By evaluating Reinforcement Learning (RL) agents on both a symbolic and visual version of this task, we notice clear failure of today's learning methods in reaching a level of intelligence comparable to humans. Such inefficacy of learning in scientific thinking calls for future research in building humanlike intelligence.

1 Introduction

“Man explores the universe around him and calls the adventure *Science*.”

— Edwin Hubble [22]

Ivan Pavlov might never imagine finding the principles of classical conditioning during his preliminary research in dogs' digestive glands. However, his intellectual curiosity along with unusual energy to explore led to his pioneering work in the reflex system via scientific control, a typical method in years of human adventure in science. Surprisingly, such a scientific approach has been consistently observed in even very young children: Facing a new phenomenon, children constantly propose new hypotheses, test them by controlled experiments, and correct the theories if the observation violates

Preprint. Under review.

the proposition. During this process, children not only realize when there is information to be gained, but also formulate a theory about which variables are relevant, and manage to distinguish the causal roles of each variable via *active* experimentation [24, 16, 18, 19, 17, 20, 26, 29, 9, 15]. Scientists’ exploration has been strikingly similar to children’s approach in exploratory play aforementioned. As Gopnik puts it, “it’s not that children are little scientists – it’s that scientists are big children” [15].

The omnipresent scientific thinking in children’s exploratory play [9, 40, 7] and its close connection to formal scientific methods motivate us to ask a question in our pursuit of an intelligent machine that can learn and think like people:

Do current learning methods produce agents with such a humanlike scientific thinking ability? And if so, how good is it?

To answer this question, we introduce the Evaluating Scientific Thinking (EST) environment for evaluating the scientific thinking ability in artificial agents. Specifically, the EST environment is grounded on the *Blicket* detection setup [18, 26, 29, 37, 38, 43, 44, 50]. The *Blicket* detection experiment was initially designed to evaluate children’s causal induction ability. In a series of experiments, children were presented with a special device, a *Blicket* machine. The *Blicket* machine has a very intuitive working mechanism: Whenever a *Blicket* is put on top of it, the device becomes activated, lighting up and playing music. Test subjects were demonstrated a series of experiments to show the *Blicketness* of a set of objects. After exploratory play with the objects and the machine, the subjects were asked which object was a *Blicket* and how to make an intervention to stop/start the machine. Critically, during the exploratory process, children produce and validate various kinds of hypotheses until the theory is consistent with all observation [18, 37, 38, 43]. Fig. 1 shows an illustrative example of the baby’s exploratory play in unravelling how the *Blicket* machine works and which object is a *Blicket*.

The proposed EST environment is built following a similar interactive setting as in children’s exploratory play in the *Blicket* experiments. Specifically, we are inspired by recent work in building synthetic *reasoning* datasets [23, 48, 50, 14, 49, 2] and adopt the CLEVR [23] universe in creating the interactive environment. Following the recent work of ACRE [50] for causal reasoning, we borrow the object combinations and the tabletop machine setup. In particular, an agent is presented with a few observations of objects on *Blicket* machines that are either activated or not (referred to as *context*) at the beginning of each EST episode. Information for correctly telling which object is a *Blicket* is incomplete from the context only. Therefore, to determine the *Blicketness* of each object in the shortest amount of time, an agent is tasked to propose a new experimentation setup that should be carried out in each of the upcoming time step (referred to as *trial*), and in the meantime, updating its belief over which object is an actual *Blicket*. The correctness of its belief at each step serves as the motivating signal for the agent, which additionally receives a constant penalty for every unsuccessful trial. The EST environment is built with a clear mind in evaluating *visual* reasoning in scientific thinking and therefore does not emphasize motor control for the agent. Hence, we simplify the action space by quantifying it into a discrete space representing the selection of each object for further experimentation. In summary, the EST environment is designed with the following principles:

- The task is light in visual effect and motor interaction but heavy in visual reasoning and exploration. Every EST scene only depicts elementary 3D shapes as in ACRE [50], and the agent’s action is abstracted out into object selection instead of involving sensorimotor complexity of the body and hand movement, making it easier for practitioners to concentrate on reasoning.

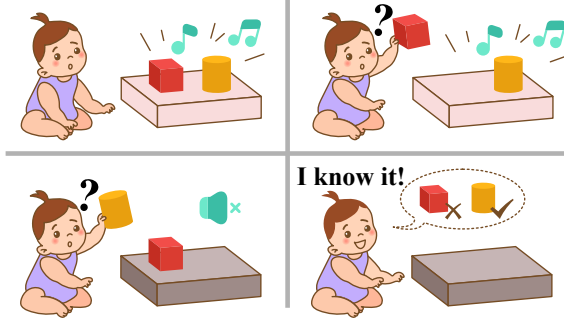


Figure 1: **Children’s exploratory play with the *Blicket* machine and objects.** In this process, children continuously design new experiments to test whether one object is a *Blicket*. After observing an initial context panel with an activated machine, the child first proposes to test the red cube. However, the machine is still activated after leaving only the yellow cylinder, indicating that the cylinder alone can set off the machine, attesting its *Blicketness*. The red cube, however, needs an additional test for verification.

- EST is more than an interactive game. Not all interactive processes are interventional. The task is designed to focus on generating and testing interventions to disentangle confounders via proposal making, which goes beyond simple causal reasoning testbeds for RL.

In the experiments, the EST environment serves as a testbed for evaluating the scientific thinking capability of artificial agents trained via today’s state-of-the-art Reinforcement Learning (RL) algorithms [34, 27, 13, 31, 41]. Not only do we benchmark RL algorithms with visual input from the rendering engine, but also with the underlying symbolic representation of the environment. However, we note that the environment is challenging enough for agents with even the ground-truth symbolic representation; visual complexity further adds to the difficulty of the problem. Further comparing the performance from the heuristics algorithms and that from the RL agents, prominent failure of today’s artificial agents in scientific thinking becomes even more evident, calling for future investigation into building intelligence that can learn and think like people, and more for fulfilling a dream to create an agent that can assist in formal scientific research.

To sum up, our work makes the following contributions:

- We introduce the EST environment for evaluating the scientific thinking ability of artificial agents. In each episode, an agent is presented with a few Blicket experiments. With an incentive to understand the underlying working mechanism of the Blicket machine and distinguish the actual Blickets, the agent proposes new experiments to verify and update its belief of Blicketness for each object based on the experimental outcome. The agent is eventually rewarded for correctly finding all Blickets in the shortest amount of time.
- We carefully designed the EST environment to ensure (i) its simplicity in perception (but not lack of) and sensorimotor control, and (ii) its richness in reasoning and discovery. EST introduces a new and minimal scientific thinking paradigm of exploration and discovery in visual reasoning that offers more than an interactive game or a causal reasoning dataset.
- Using the established EST environment, we benchmark current RL learning agents’ capability in performing this challenging task of scientific reasoning. Analyzing the results from the trained agents and heuristics, we note that (i) the visual complexity is not the core difficulty in this task, which echos our design principle to minimize visual complexity, (ii) causal discovery in EST requires strong reasoning abilities and depends on how to efficiently make trial and intervene, and (iii) today’s learning agents fall short in developing abilities in efficient scientific discovery.

2 Related Work

Visual Reasoning A range of visual comprehension and reasoning tasks has been proposed recently. On the basis of a series of Visual Question Answering (VQA) benchmarks [1, 25, 42, 57], Johnson *et al.* [23] use synthetic images depicting simple 3D shapes to scrutinize a suite of VQA models and discover their potential weaknesses. From a causal and physical perspective, the video dataset of CLEVRER was introduced by Yi *et al.* [48] to investigate the performance of state-of-the-art (SOTA) models on learning complex spatial-temporal-causal structures from interacting objects in a scene. At a more abstract level, model performance in human Intelligence Quotient (IQ) tests has been studied; Barrett *et al.* [3] and Zhang *et al.* [49] archived datasets inspired by the Raven’s Progressive Matrices (RPM) [6, 11], featuring reasoning on the hidden spatial-temporal transformation from a limited number of context panels. Approaches for this abstract reasoning task range from the neural end towards neuro-symbolism over the years [33, 21, 51, 52, 45, 39, 53, 47]. Inspired by Blicket detection and the problem of causal induction [18, 19], the ACRE dataset [50] was presented as a way to systematically evaluate current vision systems’ capability in causal induction. It is worth noting a visual reasoning method based on object-centric representation and self-attention [10] has obtained notable performance on various visual reasoning domains including CLEVRER [48], CATER [14], and ACRE [50], with the help of unsupervised object segmentation algorithms [5].

While the proposed EST environment is based on the Blicket setup and visually similar to the ACRE dataset, the new interactive environment emphasizes a drastically different problem: Apart from figuring out the hidden causal factors, the agent is also tasked with making maximally meaningful exploration from an initial setup of high uncertainty and aggregating the collected information to update its belief and guide its next decision, resembling the procedure in scientific research.

Causal Discovery Causality still remains a central problem for current artificial intelligence to solve. Earlier methods approach the problem from video understanding [12, 56], image processing [28], or

counterfactual prediction [32]. More recently, researchers have started to investigate the problem from a reasoning perspective. In particular, CoPhy [2] introduce a dataset for understanding how objects would behave under imagined scenarios; CLEVRER [48] frame the problem in a question-answering setup with explanatory, predictive, and counterfactual queries; ACRE [49] propose the task of causal induction that required a model to answer if a factor resulted in the eventual effect; Alchemy [46] introduce a new benchmark with latent causal structures for meta-RL research.

Comparison EST differs from previous works by introducing scientific thinking and active causal discovery into visual reasoning. We compare EST with the existing dataset benchmarks in Tab. 1. As an interactive environment, EST enables agents to gain information actively from the environment to test and revise their hypotheses, fundamentally distinctive from classic visual reasoning tasks such as CLEVR. The causal structure in EST is rich and easy for intervention, going beyond the traditional paradigm of passive observation and reasoning. In addition, EST also focuses on active exploration and efficiency in reasoning; one cannot predict two steps ahead unless it interacts with the environment and collects new observations, akin to the scientific discovery process.

Table 1: Comparison between EST and other related visual reasoning benchmarks in terms of task (classification, video question answering, and game), size (number of scenarios), and input format. EST introduces a spatial-temporal-causal reasoning task, which allows intervention and belief update. It aims at few-shot problem solving for fast experimentation and reasoning.

Benchmarks	Task	Size	Format	Temporal	Interventional	Belief	Few-shot
CLEVR [23]	vqa	100k	image	✗	✗	✗	✗
CLEVRER [48]	vqa	20k	video	✓	✗	✗	✗
CATER [14]	cls	5.5k	video	✓	✗	✗	✗
ACRE [50]	cls	30k	image	✓	✗	✗	✓
Alchemy [46]	game	-	image/symbol	✓	✓	✗	✗
EST (Ours)	game	-	image/symbol	✓	✓	✓	✓

Notably, while adopting a similar setting with the Blinket experiment in ACRE, EST is more than interactive ACRE: By abstracting out the sensorimotor complexity, EST places emphasis on the under-explored topic of *interventional causal discovery*. An agent not only needs to perform causal reasoning to figure out the hidden relations based on observation, but also and more importantly, to propose interventional trials to collect new information in the most efficient way to understand the system. The discovery process is at the core of scientific thinking, bringing a new problem for agents to generate and test interventions to disentangle confounders in causal discovery.

3 The EST Environment

We build the proposed EST environment under the OpenAI Gym API [4]. Different from other vision-based RL platforms, the EST interactive environment aims at fostering an agent to understand the visual information collected and disentangle the causal factors underlying the observation by actively proposing new experiments to demystify the phenomenon, validate its hypothesis, and correct its belief. Following earlier works, the visual domain of EST is consistent with the CLEVR [23] and ACRE [50] universe, where a Blinket machine sits on a tabletop with three-point lighting. Lying upon the Blinket machine are objects with potential Blinketness, which can be inferred from the observation of the machine’s activation pattern across frames. The objects’ attributes vary in shapes (cube, sphere, or cylinder), materials (metal or rubber), and colors (gray, red, blue, green, brown, cyan, purple, or yellow). We signal activation of the Blinket machine by lighting it up.

An agent in the EST environment is tasked to figure out which objects are Blinkets. At the start of each episode, the agent is presented with several initial observations of various object combinations (referred to as *contexts*). The context alone is insufficient to solve Blinketness for *all* objects. Hence, in each following step (referred to as *trials*), the agent proposes a new experiment of a specific object combination and updates its belief of Blinketness based on the outcome of experiments.

An episode will be terminated if the agent works out the Blinketness of *all* objects or consume all $T = 10$ time steps. The agent is, therefore, rewarded at each step based on the correctness of its belief, and as a way to encourage efficient exploration, penalized every step it fails the problem. Please refer to Fig. 2 for a simplified example of an episode in the EST environment.

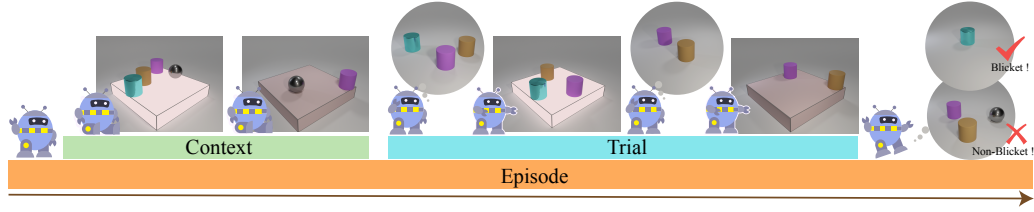


Figure 2: **A simple example episode in the EST environment.** At the beginning of the episode, an agent is given a set of context panels (4 in an actual instance) as an introduction to the problem. Next, the agent is motivated to figure out which object is a Blicket by proposing new experiments to validate its hypothesis and update its belief. The agent will receive a high reward if all Blickets have been found out.

In the following, we discuss the design choices in detail.

Context To instantiate a problem at each episode, we first sample 9 unique shape-material-color combinations from the pool to create the objects, the Blicketness of which is for the agent to solve. We then randomly assign n objects ($3 \leq n \leq 8$) to be Blickets. To build a context panel, we pick m objects ($2 \leq m \leq 6$) out of the 9 at random and place it onto a Blicket machine. The status of the Blicket machine can be determined by checking if the m sampled objects contain a Blicket. We repeat the sampling process for 4 times to create a set of context panels as the initial observation of the agent. This process resembles the demonstration researchers presented to test subjects in the psychology study. Of note, during the sampling process, we follow ACRE in crafting the sampling probability to enable queries of direct, indirect, screening-off, and backward-blocking [50] in order to invalidate the simplistic covariation-based solving strategy: Counting co-occurrence of an object with an activated Blicket machine will not lead to a correct answer in this scenario.

Trial After observing the context panels, the agent forms an initial belief of Blicketness over all the objects. At each time step t that follows, the agent observes the outcome of the previous experiment, updates its own belief about the Blickets, and, if still uncertain about some object(s), proposes a new experiment to test. This process resembles the exploratory play in children’s problem solving.

Observation Space We consider two forms of observation for EST: the symbolic version and the pixel version. For the symbol-input version, we use a binary vector to describe the state of the scene, where the first 9 entries represent if the object of interest is present or not and the last entry if the Blicket machine is on or off. For the pixel-input version, we feed the scene description into Blender [8] and use Eevee to render images in real-time. For efficiency, we only render images of shape 160×120 . For the pixel-input version, we hypothesize that an agent could discover causalities at many possible levels of abstraction; they could be defined on an attribute basis (*e.g.*, color, shape, material), an object basis, or on a group basis. The pixel version adds more confounding variables into the problem, whereas a well-defined symbolic version drastically simplifies it. Considerable studies in psychology and cognition have also shown that visual stimuli are essential in causal discovery; we perceive causality automatically and irresistibly with tight control of spatiotemporal patterns of motion [35], which concludes the significance of visual EST.

Action Space The agent’s action space is composed of two sub-spaces: the trial sub-space and the belief sub-space. The trial sub-space stands for the object selection to perform experiment on in the next trial step. The belief sub-space denotes the agent’s belief of Blicketness after analyzing all experimental results up to the time step. For ease of training, we soften the binary sub-spaces into continuous values in $[0, 1]$, interpreting each value in the trial sub-space as the probability of selecting that object and that in the belief sub-space as the probability of being a Blicket.

Reward The agent is rewarded based on the correctness of its belief and the efficiency of its trial. If within the total T time steps the agent figures out the Blicketness for every object, it will receive a constant reward of 20. For every step it fails the problem, a small penalty of -1 will be sent. We also introduce an auxiliary reward based on the partial correctness of its belief. Specifically, at each time step, we calculate an oracle Blicketness belief based on all the experimental results the agent has observed via search: We search for all possible Blicket assignments that are consistent with the observation and count the probability of an object appearing in a feasible assignment. We then use the negative Jensen-Shannon Distance (JSD) between the current belief and the oracle belief as the motivating signal. Note that as negative JSD is bounded by $[-1, 0]$, the reward an agent can receive

ranges from -20 (the agent completely fails at each step and consumes all time) to 20 (the agent instantly solves the problem after observing the context).

4 Benchmarking EST

We detail two groups of models for the proposed EST environment: (i) heuristics methods, and (ii) RL methods under the Partially Observable Markov Decision Process (POMDP) formulation.

4.1 Heuristics Methods

For the heuristics methods, we consider five different agents. Please note that all the heuristics agents are run on the symbol-input version of the EST environment.

Random Agent We consider a simple random agent as a baseline. The agent only randomly samples belief and the next trial from a uniform distribution without processing any observation. As a result, the agent does not propose any meaningful trials during the interaction.

Bayes Agent Numerous studies have shown that children and adults propose hypotheses to explain the forms of causal relationships in terms of a Bayesian model [30, 15, 18, 19, 17, 20, 16]. Therefore, we propose to use a Bayes agent for evaluation as well. Specifically, we implement a Naive Bayes classifier based on the Bernoulli distribution. The classifier predicts the Blicketness for each object via the Bayes’ rule using the observation collected to this time step as training data. The agent then proposes a random trial to gather more information.

Naive Agent The most intuitive way to generate trials, though not efficient, is to test one object at a time. If an agent performed this strategy, there would be no confounding factors, and reasoning would be greatly simplified. Cook *et al.* [9] reveals that, to learn a latent causal structure, children without formal science education tend to perform actions that isolate relevant variables in the naive strategy aforementioned. Following this empirical observation, we implement a naive agent to benchmark our environment. As each new experiment only contains one object, the agent updates its belief for the Blicketness of the object with certainty and only randomly selects an object it has not tested in the next round. Though feasible and certain, this agent results in low efficiency in trials.

Search-based Random Agent We also propose a search-based random agent. The agent is non-parametric in the sense that the agent assumes knowledge of the causal structure and at each time step searches for all possible Blicket assignments that are consistent with observation up to now. The agent then computes the frequency of the appearance of an object in the set of possible Blicket assignments and randomly selects a set of objects to test.

Search-based Naive Agent The search-based naive agent follows the same design as the search-based random agent; the prior belief probability is computed in the exact same way. However, this naive version uses the probability distribution to select objects for the next round. Specifically, we apply the naive strategy and only select the object with the highest uncertainty to test.

4.2 RL Methods

The EST environment can be modelled as a POMDP for RL training. Formally, the POMDP problem is a tuple $(S, A, T, R, \Omega, O, \gamma)$, where S, A, T, R, Ω are the state space, the action space, the transition probability, the reward function, and the observation space, respectively. Note that the state space covers the ground-truth belief up to each time step t . The action space, the observation space, and the reward function have been discussed in Sec. 3. O is the observation generator for each state-action pair (s, a) and γ is the discount factor (set to 0.99). As mentioned in Sec. 3, we consider two versions of the observation space: the symbol-input version and the pixel-input version. For the POMDP formulation of the RL algorithms, we use a recurrent agent for learning, as the underlying state is not directly observable and has to be inferred from the history of the observation.

The POMDP could also be transformed into an Markov Decision Process (MDP) if we know the underlying state at each time step. Therefore, we also consider a feed-forward architecture for this formulation: if one regards the belief sub-space from the agent’s output as the true state space, we can use the belief from the previous time step and the new observation to propose a new trial and update the belief. Note that despite a feed-forward architecture being used, the entire process is still recurrent as the belief state’s dependency is traced back to the history observation. See Fig. 3 for a

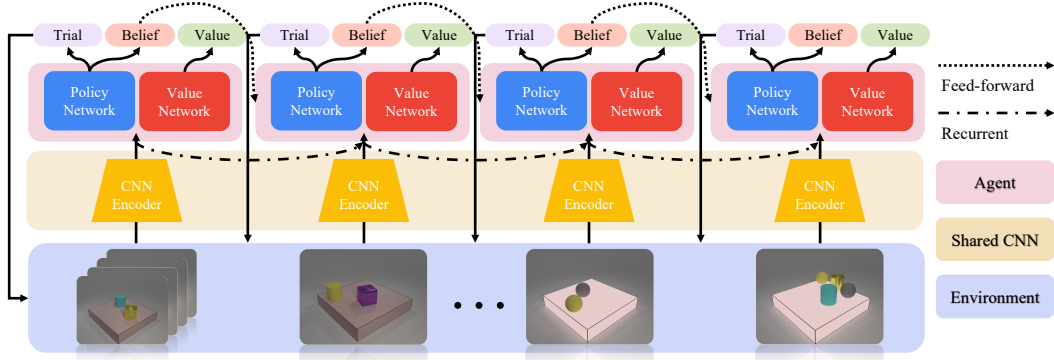


Figure 3: **The general RL architecture for benchmarking EST.** The architecture follows the actor-critic design; both the policy and value function are represented with neural networks. For the pixel-input version of the environment depicted here, we use a shared CNN encoder to extract visual features. The symbol-input version differs from the pixel version in that it provides a binary vector description that is processed by an MLP.

graphical illustration of the general RL architecture we use for benchmarking EST. Here we only depict the pixel-input version environment, where the CNN encoder shares the parameters and the agent architecture is either an LSTM module that takes in the history observation or a feed-forward module that uses the agent’s belief as an approximate.

As the action space has been softened, we consider several classic continuous RL methods for evaluation. Specifically, we benchmark Deep Deterministic Policy Gradient (DDPG) [27], Twin Delayed Deep Deterministic Policy Gradient (TD-3) [13], and Proximal Policy Optimization (PPO) [36]. For a preliminary study, we also test a RL agent that incorporates NOTEARS [54, 55] as its reasoning component. Please refer to the supplementary material for details of these methods.

5 Experiment

5.1 Experimental Setup

We run experiments on the EST environment with the agents and their variants aforementioned. For evaluation metrics, we report the agent’s average reward together with problem solving accuracy over 10^4 random test episodes. The average reward measures how the model performs in terms of reasoning and trial efficiency, while the problem solving accuracy is computed by counting the number of episodes where an agent correctly figures out Blicketness for all objects. Apart from the final results after finishing an entire episode, we also evaluate how the agent performs after observing the initial context panels only: a metric on how the model understands the problem without any trials.

5.2 Performance of Agents

Heuristic Agents Tab. 2 shows the performance of the heuristic agents in the proposed EST environment. In general, we note that the more information collected, the better the performance of the agents: The low accuracy after the context panels also verifies that additional trials are necessary for solving the entire problem. However, both the random agent and the Bayes agent fail in this task, reaching close to chance problem solving accuracy and very negative rewards. The comparison among the random

Table 2: **Performance of heuristic models on the symbol-input version of EST environment.** We report two evaluation metrics: the problem solving accuracy denoted as Acc and the total reward denoted as R . The context column records results when the agent only observes the context panels, whereas the episode column after the entire episode.

Model	Context		Episode	
	Acc	R	Acc	R
Random	0.71%	-5.67	2.02%	-14.11
Bayes	0.24%	-4.30	3.39%	-11.15
Naïve	1.71%	-3.95	25.85%	-5.03
Search-Random	0.24%	-4.00	2.70%	-9.36
Search-Naïve	0.40%	-3.91	36.83%	-1.65

Table 3: **Performance of RL models on the symbol-input version of EST environment.** The evaluation metrics are the same as in Tab. 2. FF denotes the network with the feed-forward architecture, whereas Re using the recurrent network as the agent.

Model	Context		Episode	
	Acc	R	Acc	R
DDPG-FF	6.99%	-3.21	11.86%	-8.73
DDPG-Re	2.51%	-4.20	8.51%	-10.32
TD-3-FF	5.03%	-3.32	6.39%	-9.55
TD-3-Re	2.29%	-4.64	7.11%	-11.60
PPO	1.10%	-4.11	2.70%	-10.60
NOTEARS	3.21%	-3.83	4.30%	-9.99

agent, the naive agent, and their search-based variants indicates that both the search component and the naive strategy are beneficial for a symbolic approach. Without the search component, the naive agent does not build a reliable belief over which object is more likely to be a Blicket; without the naive strategy, an agent only randomly collects new experiments, doing little to no help in demystifying the phenomenon.

Symbol-Input RL Agents Tab. 3 summarises the performance of symbol-input RL agents. Comparing the DDPG agent and the TD-3 agent, we note that contradictory to the conventional wisdom; the DDPG agent attains slightly higher or on-par performance with the TD-3 agent. One interesting observation is that the agents generally propose very inefficient trials; the final reward decreases as time goes by, though it becomes more likely for an agent to stumble on a solution by chance.

Pixel-Input RL Agents With poor performance of PPO and NOTEARS, we only consider DDPG and TD-3 in the pixel-input experiments. As shown in Tab. 4, all the models tested in the pixel-input version of EST catastrophically fail with random level problem-solving accuracy and total reward. Surprisingly, while their rewards are slightly higher than the random agent, their problem-solving accuracy is even worse, let alone the conspicuously large gap from the performance under the symbol-input circumstance. We carefully check the output of these agents and found that belief and trial predicted by agents oscillate around 0.5, indicating that they have difficulty learning to understand EST environment from pixel-level input. Our results show that current models still struggle in understanding the complexity of perceived causality, and traditional RL methods should be further improved in representation learning to help scientific discovery.

Comparison Comparing experimental results in heuristic agents, symbol-input RL agents, and pixel-input RL agents, we note that the visual complexity adds additional challenges into the problem. Besides, neither the heuristics nor the RL-learned policies are effective in proposing meaningful experiments to validate and update belief. Among others, the search-based naive agent is relatively effective in solving the problem. However, its simple trial policy bears potential for improvement. Looking into the failure in the pixel-input agents, we hypothesize that causal representation learning could mitigate its learning inefficacy: Not only do we need features to distinguish between different experiments, but also those that support in-depth understanding of the environment are helpful for learning efficient scientific exploration. Of note, with the searched belief, both the naive agent and RL agents enjoy remarkable performance gain. In addition, the learned policies achieve better results compared to the manually defined naive one, showing that with improved internal representation, the exploration in RL bears the potential to find a better learning and thinking strategy. Furthermore, the naive trial policy archives significantly better results compared to the random trial policy with oracle belief. Taken together, these results imply that the EST problem could not be solved just using the random experimentation, but needs careful trial selection.

Analysis With pixel-input RL agents reaching only random-level performance, we analyze the best symbolic model (*i.e.*, search-based naive agent) and the best symbol-input RL model (*i.e.*, DDPG-FF). Fig. 4 shows the number of steps the agents take to successfully solve a problem and the number

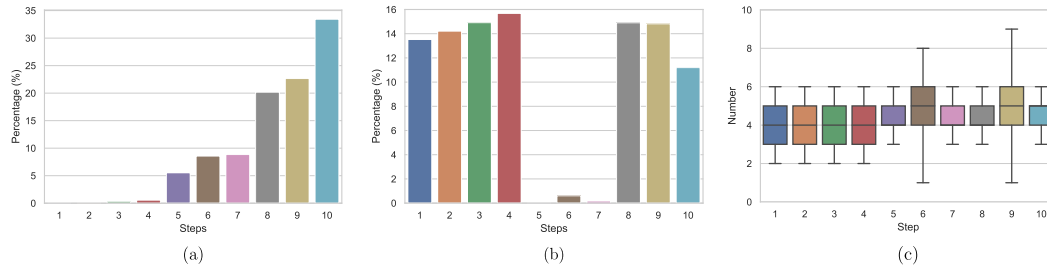


Figure 4: (a), (b): Number of steps an agent takes to successfully solve an EST episode. (a): results for the search-based naive agent. (b): results for the DDPG-FF agent. (c): Box plot of the number of objects the DDPG-FF agent proposes at each time step.

of objects proposed at each time step in the 10^4 random test episodes. The search-based method makes reasonable choices at each step and as the information collected amounts, the problem-solving rate becomes increasingly higher. The DDPG-FF agent’s performance is not intuitive; most of the problems are solved with a few number of steps or nearly exercise all time steps. We also note that the model can only solve problems with a simple setup (only a few objects in the context panels and most are non-Blickets) in a few steps and consistently selects around 4 to 5 objects to test at earlier steps in the process but starts to wildly pick more objects towards the end. Combining the analysis from the number of steps it takes to solve the problem, we believe that the agent in the early steps learns to use a simpler strategy to solve the problem but becomes increasingly confused as ineffective evidence mounts towards the end, showing very limited scientific thinking ability.

6 Conclusion and Discussion

Conclusion In this work, we propose the EST environment, an interactive testbed for evaluating the scientific thinking capability of artificial agents. Inspired by the theoretical proposition and the empirical observation of infants being little scientists, the newly introduced EST mimics the classic Bicklet detection experiment but intentionally simplifies the sensorimotor control by abstracting it out into a discrete space of object selection. Specifically, in the EST environment, an agent is presented with a few context panels showing the working mechanism of the Bicklet machine: The machine lights up when a Bicklet is placed on it. In the following trials, the agent is tasked with finding all the Bicklets in a set of pre-selected objects in the shortest amount of time, in each step validating its hypothesis of Bickletness for each object, proposing new experiments to check consistency with the observation, and correcting the wrong belief if contradictory. EST’s design not only requires the agent to effectively update its belief based on the information collected so far, but also necessitates the capability to come up with maximally efficient new experiments to disentangle confounding factors. A successful agent in this environment shall not only know how to passively reason, but also actively explore from both visual and symbolic input.

Do current learning methods produce agents with such a humanlike scientific thinking ability?

We measure current artificial agents’ scientific thinking ability in our EST environment. Two groups of algorithms have been evaluated: the heuristic methods and RL methods. Due to the nature of the task being a POMDP, we adapt the RL agents by either treating the belief from the previous time step as an approximate or simply recruiting a recurrent agent.

Analyzing the results from the heuristic agents, we note that two general strategies are effective in helping an agent correctly figure out Bickletness for all objects: the naive trial proposal that only selects one object at a time step and the search-based belief computation. The naive selection effectively gathers information by focusing only on the most uncertain object, serving as an intuitive but constructive method similar to scientific control widely conducted in today’s scientific research. Based on such a strategy, the search-based agent summarizes experimental results by traversing the entire space and computes the feasibility of an object being a Bicklet.

RL agents’ incapability in scientific reasoning becomes relatively evident in this benchmark. Under the symbol-input environment, which also serves as a diagnostic tool and for upper-bounding neuro-symbolic methods, we find neither the feed-forward agents nor the recurrent agents can generate meaningful belief and suggest de-confounding experiments, rendering them very confused during the problem solving process. Looking deep into how they perform, we note that the best RL agent with the symbol input mostly finishes only the straightforward problem instances with few objects and the majority of them being non-Blickets. The agent cannot demystify the correlation by singling out objects of uncertainty and only nearly randomly combine them with others. The visual complexity of the problem further adds to the challenge of this task: With visual input, all of the RL agents only perform at a randomly level.

Future directions Concluding this manuscript is not the end, but rather the beginning of our pursuit of an intelligent agent that can learn and think like people in the scientific setting. With today’s agents catastrophically failing in this problem, how do humans, even very young children, successfully complete this task of scientific nature without formal scientific training? What role does training from nurture play in the process? And how to incubate an artificial agent with this ability through interaction with the environment? With many questions unanswered, we hope this preliminary work would motivate further research.

References

- [1] Antol, S., Agrawal, A., Lu, J., Mitchell, M., Batra, D., Zitnick, C. L., and Parikh, D. (2015). Vqa: Visual question answering. In *International Conference on Computer Vision (ICCV)*. 3
- [2] Baradel, F., Neverova, N., Mille, J., Mori, G., and Wolf, C. (2019). Cophy: Counterfactual learning of physical dynamics. *arXiv preprint arXiv:1909.12000*. 2, 4
- [3] Barrett, D., Hill, F., Santoro, A., Morcos, A., and Lillicrap, T. (2018). Measuring abstract reasoning in neural networks. In *International Conference on Machine Learning (ICML)*. 3
- [4] Brockman, G., Cheung, V., Pettersson, L., Schneider, J., Schulman, J., Tang, J., and Zaremba, W. (2016). Openai gym. *arXiv preprint arXiv:1606.01540*. 4
- [5] Burgess, C. P., Matthey, L., Watters, N., Kabra, R., Higgins, I., Botvinick, M., and Lerchner, A. (2019). Monet: Unsupervised scene decomposition and representation. *arXiv preprint arXiv:1901.11390*. 3
- [6] Carpenter, P. A., Just, M. A., and Shell, P. (1990). What one intelligence test measures: a theoretical account of the processing in the raven progressive matrices test. *Psychological Review*, 97(3):404. 3
- [7] Chu, J. and Schulz, L. E. (2020). Play, curiosity, and cognition. *Annual Review of Developmental Psychology*, 2:317–343. 2
- [8] Community, B. O. (2016). Blender—a 3d modelling and rendering package. 5
- [9] Cook, C., Goodman, N. D., and Schulz, L. E. (2011). Where science starts: Spontaneous experiments in preschoolers’ exploratory play. *Cognition*, 120(3):341–349. 2, 6
- [10] Ding, D., Hill, F., Santoro, A., Reynolds, M., and Botvinick, M. (2021). Attention over learned object embeddings enables complex visual reasoning. In *Advances in Neural Information Processing Systems (NeurIPS)*. 3
- [11] ea Raven, J. (1938). Raven’s progressive matrices. *Western Psychological Services*, 2:5. 3
- [12] Fire, A. and Zhu, S.-C. (2015). Learning perceptual causality from video. *ACM Transactions on Intelligent Systems and Technology (TIST)*, 7(2):1–22. 3
- [13] Fujimoto, S., Hoof, H., and Meger, D. (2018). Addressing function approximation error in actor-critic methods. In *International Conference on Machine Learning (ICML)*. 3, 7
- [14] Girdhar, R. and Ramanan, D. (2019). Cater: A diagnostic dataset for compositional actions & temporal reasoning. In *International Conference on Learning Representations (ICLR)*. 2, 3, 4
- [15] Gopnik, A. (1996). The scientist as child. *Philosophy of Science*, 63(4):485–514. 2, 6
- [16] Gopnik, A. (2012). Scientific thinking in young children: Theoretical advances, empirical research, and policy implications. *Science*, 337(6102):1623–1627. 2, 6
- [17] Gopnik, A., Glymour, C., Sobel, D. M., Schulz, L. E., Kushnir, T., and Danks, D. (2004). A theory of causal learning in children: causal maps and bayes nets. *Psychological Review*, 111(1):3. 2, 6
- [18] Gopnik, A. and Sobel, D. M. (2000). Detecting blickets: How young children use information about novel causal powers in categorization and induction. *Child Development*, 71(5):1205–1222. 2, 3, 6
- [19] Gopnik, A., Sobel, D. M., Schulz, L. E., and Glymour, C. (2001). Causal learning mechanisms in very young children: two-, three-, and four-year-olds infer causal relations from patterns of variation and covariation. *Developmental Psychology*, 37(5):620. 2, 3, 6
- [20] Gopnik, A. and Wellman, H. M. (2012). Reconstructing constructivism: Causal models, bayesian learning mechanisms, and the theory theory. *Psychological Bulletin*, 138(6):1085. 2, 6

- [21] Hill, F., Santoro, A., Barrett, D. G., Morcos, A. S., and Lillicrap, T. (2019). Learning to make analogies by contrasting abstract relational structure. *arXiv preprint arXiv:1902.00120*. 3
- [22] Hubble, E. (1954). *The nature of science, and other lectures*. Huntington Library. 1
- [23] Johnson, J., Hariharan, B., Van Der Maaten, L., Fei-Fei, L., Lawrence Zitnick, C., and Girshick, R. (2017). Clevr: A diagnostic dataset for compositional language and elementary visual reasoning. In *Conference on Computer Vision and Pattern Recognition (CVPR)*. 2, 3, 4
- [24] Keil, F. C. (2011). Science starts early. *Science*, 331(6020):1022–1023. 2
- [25] Krishna, R., Zhu, Y., Groth, O., Johnson, J., Hata, K., Kravitz, J., Chen, S., Kalantidis, Y., Li, L.-J., Shamma, D. A., et al. (2017). Visual genome: Connecting language and vision using crowd-sourced dense image annotations. *International Journal of Computer Vision (IJCV)*, 123(1):32–73. 3
- [26] Kushnir, T. and Gopnik, A. (2007). Conditional probability versus spatial contiguity in causal learning: Preschoolers use new contingency evidence to overcome prior spatial assumptions. *Developmental Psychology*, 43(1):186. 2
- [27] Lillicrap, T. P., Hunt, J. J., Pritzel, A., Heess, N., Erez, T., Tassa, Y., Silver, D., and Wierstra, D. (2015). Continuous control with deep reinforcement learning. *arXiv preprint arXiv:1509.02971*. 3, 7
- [28] Lopez-Paz, D., Nishihara, R., Chintala, S., Scholkopf, B., and Bottou, L. (2017). Discovering causal signals in images. In *Conference on Computer Vision and Pattern Recognition (CVPR)*. 3
- [29] Lucas, C. G., Bridgers, S., Griffiths, T. L., and Gopnik, A. (2014). When children are better (or at least more open-minded) learners than adults: Developmental differences in learning the forms of causal relationships. *Cognition*, 131(2):284–299. 2
- [30] Lucas, C. G. and Griffiths, T. L. (2010). Learning the form of causal relationships using hierarchical bayesian models. *Cognitive Science*, 34(1):113–147. 6
- [31] Mnih, V., Kavukcuoglu, K., Silver, D., Rusu, A. A., Veness, J., Bellemare, M. G., Graves, A., Riedmiller, M., Fidjeland, A. K., Ostrovski, G., et al. (2015). Human-level control through deep reinforcement learning. *Nature*, 518(7540):529–533. 3
- [32] Mottaghi, R., Rastegari, M., Gupta, A., and Farhadi, A. (2016). “what happens if...” learning to predict the effect of forces in images. In *European Conference on Computer Vision (ECCV)*. 4
- [33] Santoro, A., Raposo, D., Barrett, D. G., Malinowski, M., Pascanu, R., Battaglia, P., and Lillicrap, T. (2017). A simple neural network module for relational reasoning. *arXiv preprint arXiv:1706.01427*. 3
- [34] Schmidhuber, J. (2015). Deep learning in neural networks: An overview. *Neural Networks*, 61:85–117. 3
- [35] Scholl, B. J. and Tremoulet, P. D. (2000). Perceptual causality and animacy. *Trends in Cognitive Sciences*, 4(8):299–309. 5
- [36] Schulman, J., Wolski, F., Dhariwal, P., Radford, A., and Klimov, O. (2017). Proximal policy optimization algorithms. *arXiv preprint arXiv:1707.06347*. 7
- [37] Sobel, D. M. and Kirkham, N. Z. (2006). Blickets and babies: the development of causal reasoning in toddlers and infants. *Developmental Psychology*, 42(6):1103. 2
- [38] Sobel, D. M., Tenenbaum, J. B., and Gopnik, A. (2004). Children’s causal inferences from indirect evidence: Backwards blocking and bayesian reasoning in preschoolers. *Cognitive Ccience*, 28(3):303–333. 2
- [39] Spratley, S., Ehinger, K., and Miller, T. (2020). A closer look at generalisation in raven. In *European Conference on Computer Vision (ECCV)*. 3

- [40] Stahl, A. E. and Feigenson, L. (2015). Observing the unexpected enhances infants’ learning and exploration. *Science*, 348(6230):91–94. 2
- [41] Sutton, R. S. and Barto, A. G. (2018). *Reinforcement learning: An introduction*. MIT press. 3
- [42] Tapaswi, M., Zhu, Y., Stiefelhagen, R., Torralba, A., Urtasun, R., and Fidler, S. (2016). Movieqa: Understanding stories in movies through question-answering. In *Conference on Computer Vision and Pattern Recognition (CVPR)*. 3
- [43] Walker, C. M. and Gopnik, A. (2014). Toddlers infer higher-order relational principles in causal learning. *Psychological Science*, 25(1):161–169. 2
- [44] Walker, C. M. and Gopnik, A. (2017). Discriminating relational and perceptual judgments: Evidence from human toddlers. *Cognition*, 166:23–27. 2
- [45] Wang, D., Jamnik, M., and Lio, P. (2019). Abstract diagrammatic reasoning with multiplex graph networks. In *International Conference on Learning Representations (ICLR)*. 3
- [46] Wang, J. X., King, M., Porcel, N. P. M., Kurth-Nelson, Z., Zhu, T., Deck, C., Choy, P., Cassin, M., Reynolds, M., Song, H. F., et al. (2021). Alchemy: A benchmark and analysis toolkit for meta-reinforcement learning agents. In *Advances in Neural Information Processing Systems (NeurIPS)*. 4
- [47] Wu, Y., Dong, H., Grosse, R., and Ba, J. (2020). The scattering compositional learner: Discovering objects, attributes, relationships in analogical reasoning. *arXiv preprint arXiv:2007.04212*. 3
- [48] Yi, K., Gan, C., Li, Y., Kohli, P., Wu, J., Torralba, A., and Tenenbaum, J. B. (2019). Clevrer: Collision events for video representation and reasoning. In *International Conference on Learning Representations (ICLR)*. 2, 3, 4
- [49] Zhang, C., Gao, F., Jia, B., Zhu, Y., and Zhu, S.-C. (2019a). Raven: A dataset for relational and analogical visual reasoning. In *Conference on Computer Vision and Pattern Recognition (CVPR)*. 2, 3, 4
- [50] Zhang, C., Jia, B., Edmonds, M., Zhu, S.-C., and Zhu, Y. (2021a). Acre: Abstract causal reasoning beyond covariation. In *Conference on Computer Vision and Pattern Recognition (CVPR)*. 2, 3, 4, 5
- [51] Zhang, C., Jia, B., Gao, F., Zhu, Y., Lu, H., and Zhu, S.-C. (2019b). Learning perceptual inference by contrasting. *Advances in Neural Information Processing Systems (NeurIPS)*. 3
- [52] Zhang, C., Jia, B., Zhu, S.-C., and Zhu, Y. (2021b). Abstract spatial-temporal reasoning via probabilistic abduction and execution. In *Conference on Computer Vision and Pattern Recognition (CVPR)*. 3
- [53] Zheng, K., Zha, Z.-J., and Wei, W. (2019). Abstract reasoning with distracting features. *Advances in Neural Information Processing Systems (NeurIPS)*. 3
- [54] Zheng, X., Aragam, B., Ravikumar, P. K., and Xing, E. P. (2018). Dags with no tears: Continuous optimization for structure learning. *Advances in Neural Information Processing Systems (NeurIPS)*, 31. 7
- [55] Zheng, X., Dan, C., Aragam, B., Ravikumar, P., and Xing, E. (2020). Learning sparse non-parametric dags. In *International Conference on Artificial Intelligence and Statistics (AISTATS)*. 7
- [56] Zhu, Y., Gao, T., Fan, L., Huang, S., Edmonds, M., Liu, H., Gao, F., Zhang, C., Qi, S., Wu, Y. N., et al. (2020). Dark, beyond deep: A paradigm shift to cognitive ai with humanlike common sense. *Engineering*, 6(3):310–345. 3
- [57] Zhu, Y., Groth, O., Bernstein, M., and Fei-Fei, L. (2016). Visual7w: Grounded question answering in images. In *Conference on Computer Vision and Pattern Recognition (CVPR)*. 3