

---

# Lossy Compression with Gaussian Diffusion

---

**Lucas Theis**  
Google Research  
London, UK  
theis@google.com

**Tim Salimans**  
Google Research  
Amsterdam, Netherlands  
salimans@google.com

**Matthew D. Hoffman**  
Google Research  
New York, USA  
mhoffman@google.com

**Fabian Mentzer**  
Google Research  
Zürich, Switzerland  
mentzer@google.com

## Abstract

We describe a novel lossy compression approach called DiffC which is based on unconditional diffusion generative models. Unlike modern compression schemes which rely on transform coding and quantization to restrict the transmitted information, DiffC relies on the efficient communication of pixels corrupted by Gaussian noise. We implement a proof of concept and find that it works surprisingly well despite the lack of an encoder transform, outperforming the state-of-the-art generative compression method HiFiC on ImageNet 64x64. DiffC only uses a single model to encode and denoise corrupted pixels at arbitrary bitrates. The approach further provides support for progressive coding, that is, decoding from partial bit streams. We perform a rate-distortion analysis to gain a deeper understanding of its performance, providing analytical results for multivariate Gaussian data as well as initial results for general distributions. Furthermore, we show that a flow-based reconstruction achieves a 3 dB gain over ancestral sampling at high bitrates.

## 1 Introduction

We are interested in the problem of lossy compression with *perfect realism*. As in typical lossy compression applications, our goal is to communicate data using as few bits as possible while simultaneously introducing as little distortion as possible. However, we additionally require that reconstructions  $\tilde{\mathbf{X}}$  have (approximately) the same marginal distribution as the data,  $\tilde{\mathbf{X}} \sim \mathbf{X}$ . When this constraint is met, reconstructions are indistinguishable from real data or, in other words, appear perfectly realistic. Lossy compression with realism constraints is receiving increasing attention as more powerful generative models bring a solution ever closer within reach. Theoretical arguments [9, 10, 48, 49] and empirical results [2, 34, 52] suggest that generative compression approaches have the potential to achieve significantly lower bitrates at similar perceived quality than approaches targeting distortions alone.

The basic idea behind existing generative compression approaches is to replace the decoder with a conditional generative model and to sample reconstructions. Diffusion models [23, 46]—also known as *score-based generative models* [15, 47]—are a class of generative models which have recently received a lot of attention for their ability to generate realistic images [e.g., 14, 24, 26, 35, 37]. While generative compression work has mostly relied on generative adversarial networks [2, 18, 19, 34, 52], Saharia et al. [42] provided evidence that this approach may also work well with diffusion models by using conditional diffusion models for JPEG artefact removal.

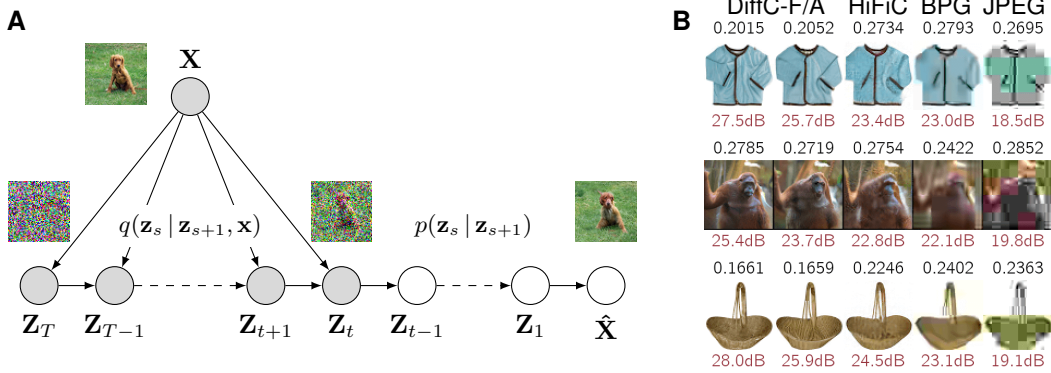


Figure 1: **A**: A visualization of lossy compression with unconditional diffusion models. **B**: Bitrates (bits per pixel; black) and PSNR scores (red) of various approaches including JPEG (4:2:0, headerless) applied to images from the validation set of ImageNet 64x64. For more examples see Appendix I.

In Section 3, we propose a novel lossy compression approach based on diffusion models. Unlike other generative compression approaches, our approach relies on an unconditionally trained generative model. Modern lossy compression schemes comprise at least an encoder transform, a decoder transform, and an entropy model [6, 59] where our approach only uses a single model. Surprisingly, we find that this simple approach can work well despite lacking an encoder transform—instead, we add isotropic Gaussian noise directly to the pixels (Section 5). By using varying degrees of Gaussian noise, the same model can further be used to communicate data at arbitrary bitrates. The approach is naturally progressive, that is, reconstructions can be generated from an incomplete bitstream.

To better understand why the approach works we perform a rate-distortion analysis in Section 4. While isotropic Gaussian noise is generally not optimal even for Gaussian data and mean-squared error (MSE) distortion, we observe empirically that isotropic noise is close to optimal. For high bitrates we further prove that a deterministic reconstruction based on the *probability flow* ODE [47] outperforms ancestral sampling from the diffusion model.

We will use capital letters such as  $\mathbf{X}$  to denote random variables, lower-case letters such as  $\mathbf{x}$  to denote corresponding instances and non-bold letters such as  $x_i$  for scalars. We reserve  $\log$  for the logarithm to base 2 and will use  $\ln$  for the natural logarithm.

## 2 Related work

Many papers observed connections between variational autoencoders [VAEs; 27, 38] and rate-distortion optimization [e.g., 1, 4, 5, 11, 51]. Most closely related to our approach, Agustsson and Theis [1] turned a VAE into a practical lossy compression scheme by using dithered quantization to communicate uniform samples. Similarly, our scheme relies on random coding to communicate Gaussian samples and uses diffusion models, which can be viewed as hierarchical VAEs with a fixed encoder. Agustsson and Theis [1] optimized for distortion alone and found that dithered quantization can hurt performance compared to deterministic quantization. In contrast to earlier work based on VAEs, here we also target realism—a setting where random codes should perform better [48].

While modern lossy compression schemes rely on transform coding, very early work by Roberts [40] experimented with dithered quantization applied directly to grayscale pixels. Roberts [40] found that dither was perceptually more pleasing than the banding artefacts caused by quantization. Similarly, we apply Gaussian noise directly to pixels but additionally use a powerful generative model for entropy coding and denoising.

Yan et al. [58] claimed that under a perfect realism constraint, the best achievable rate is  $R(D/2)$ , where  $R$  is the rate-distortion function (Eq. 7). It was further claimed that optimal performance can be achieved by optimizing an encoder for distortion alone while ignoring the realism constraint and using ancestral sampling at the decoder. Contrary to these claims, we show that our approach can exceed this performance and achieve up to 3 dB better signal-to-noise ratio at the same rate (Figure 2).

The discrepancy can be explained by Yan et al. [58] only considering deterministic codes whereas we allow random codes with access to shared randomness. In random codes, the communicated bits not only depend on the data but are a function of the data and an additional source of randomness shared between the encoder and the decoder (typically implemented by a pseudo-random number generator). Our results are in line with the findings of Theis and Agustsson [48], who showed on a toy example that shared randomness can lead to significantly better performance in the one-shot setting, and those of Zhang et al. [62] and Wagner [55] who studied the rate-distortion-perception function [10] of normal distributions. In this paper, we provide additional results for the multivariate Gaussian case (Section 4.2).

An increasing number of neural compression approaches is targeting realism [e.g., 2, 18, 33, 34, 52, 61]. However, virtually all of these approaches rely on transform coding combined with distortions based on VGG [45] and adversarial losses [19]. In contrast, we use a single unconditionally trained diffusion model [46]. Unconditional diffusion models have so far only been used for lossless compression with the help of bits-back coding [28], but bits-back coding by itself is unsuitable for lossy compression. We show that significant bitrate savings can be achieved compared to lossless compression even by allowing imperceptible distortions (Fig. 3).

### 3 Lossy compression with diffusion

The basic idea behind our compression approach is to efficiently communicate a corrupted version of the data,

$$\mathbf{Z}_t = \sqrt{1 - \sigma_t^2} \mathbf{X} + \sigma_t \mathbf{U} \quad \text{where} \quad \mathbf{U} \sim \mathcal{N}(0, \mathbf{I}), \quad (1)$$

from the sender to the receiver, and then to use a diffusion generative model to generate a reconstruction.  $\mathbf{Z}_t$  can be viewed as the solution to a Gaussian diffusion process given by the stochastic differential equation (SDE)

$$d\mathbf{Z}_t = -\frac{1}{2}\beta_t \mathbf{Z}_t dt + \sqrt{\beta_t} d\mathbf{W}_t, \quad \text{where} \quad \sigma_t^2 = 1 - e^{-\int_0^t \beta_\tau d\tau}, \quad (2)$$

where  $\mathbf{W}_t$  is Brownian motion. Diffusion generative models try to invert this process by learning the conditional distributions  $p(\mathbf{z}_s | \mathbf{z}_t)$  for  $s < t$  [47]. If  $s$  and  $t$  are sufficiently close, then this conditional distribution is approximately Gaussian. We refer to Sohl-Dickstein et al. [46], Ho et al. [23], and Song et al. [47] for further background on diffusion models.

Noise has a negative effect on the performance of typical compression schemes [3]. However, Bennett and Shor [8] proved that it is possible to communicate an instance of  $\mathbf{Z}_t$  using not much more than  $I[\mathbf{X}, \mathbf{Z}_t]$  bits. Note that this mutual information decreases as the level of noise increases. Li and El Gamal [32] described a more concrete random coding approach for communicating an instance of  $\mathbf{Z}_t$ . An upper bound was provided for its coding cost, namely

$$I[\mathbf{X}, \mathbf{Z}_t] + \log(I[\mathbf{X}, \mathbf{Z}_t] + 1) + 5 \quad (3)$$

bits. Notice that the second and third term become negligible when the mutual information is sufficiently large. If the sender and receiver do not have access to the true marginal of  $\mathbf{Z}_t$  but instead assume the marginal distribution to be  $p_t$ , the upper bound on the coding cost becomes [50]

$$C_t + \log(C_t + 1) + 5 \quad \text{where} \quad C_t = \mathbb{E}_{\mathbf{X}}[D_{\text{KL}}[q(\mathbf{z}_t | \mathbf{X}) \| p_t(\mathbf{z}_t)]] \quad (4)$$

and  $q$  is the distribution of  $\mathbf{Z}_t$  given  $\mathbf{X}$ , which in our case is Gaussian. In practice, the coding cost can be significantly closer to  $C_t$  than the upper bound [17, 50]. We refer to Theis and Yosri [50] for an introduction to the problem of efficient sample communication (also known as *reverse channel coding*) as well as a discussion of practical implementations of the approach of Li and El Gamal [32]. Briefly, the algorithm generates candidates from  $p_t$  and then selects one of the candidates in a manner similar to rejection sampling. Since the candidates are independent of the data, they can be generated by both the sender and receiver and only the selected candidate's index needs to be communicated.

Unfortunately, Gaussian diffusion models do not provide us with tractable marginal distributions  $p_t$ . Instead, they give us access to conditional distributions  $p(\mathbf{z}_s | \mathbf{z}_{s+1})$  and assume  $p_T$  is isotropic Gaussian. This suggests a scheme where we first transmit an instance of  $\mathbf{Z}_T$  and then successively refine the information received by the sender by transmitting an instance of  $\mathbf{Z}_s$  given  $\mathbf{Z}_{s+1}$  until

$\mathbf{Z}_t$  is reached. Alternatively, we can communicate a Gaussian sample from  $q(\mathbf{z}_{T:t} \mid \mathbf{X})$  directly while assuming a marginal distribution  $p(\mathbf{z}_{T:t})$ . Since these joint distributions are tractable under the diffusion model, we can target them directly and achieve a coding cost upper bounded by Eq. 4 with

$$C_t = \mathbb{E} [D_{\text{KL}}[q(\mathbf{z}_T \mid \mathbf{X}) \parallel p_T(\mathbf{z}_T)]] + \sum_{s=1}^{T-1} \mathbb{E} [D_{\text{KL}}[q(\mathbf{z}_s \mid \mathbf{Z}_{s+1}, \mathbf{X}) \parallel p(\mathbf{z}_s \mid \mathbf{Z}_{s+1})]] . \quad (5)$$

Reverse channel coding still poses several unsolved challenges in practice. In particular, the scheme proposed by Li and El Gamal [32] is computationally expensive though progress on more efficient schemes is being made [1, 17, 50]. In the following we will ignore issues of computational complexity and instead focus on the question of whether the approach described above is worth considering at all. After all, it is not immediately clear that adding isotropic Gaussian noise directly to the data would limit information in a useful way.

We will consider two alternatives for reconstructing data given  $\mathbf{Z}_t$ . First, we will consider ancestral sampling,  $\hat{\mathbf{X}} \sim p(\mathbf{x} \mid \mathbf{Z}_t)$ , which corresponds to simulating the SDE in Eq. 2 in reverse [47]. Second, we will consider a deterministic reconstruction which instead tries to reverse the ODE

$$d\mathbf{z}_t = \left( -\frac{1}{2}\beta_t \mathbf{z}_t - \frac{1}{2}\beta_t \nabla \ln p_t(\mathbf{z}_t) \right) dt. \quad (6)$$

Song et al. [47] showed that this “probability flow” ODE produces the same trajectory of marginal distributions  $p_t$  as the Gaussian diffusion process in Eq. 2 and that it can be simulated using the same model which effectively learns to approximate  $\nabla \ln p_t(\mathbf{z}_t)$ . We will refer to these alternatives as DiffC-A when ancestral sampling is used and DiffC-F when the flow-based reconstruction is used.

## 4 A rate-distortion analysis

In this section we try to understand the performance of DiffC from a rate-distortion perspective. This will be achieved by considering the Gaussian case where optimal rate-distortion trade-offs can be computed analytically and by providing bounds on the performance for more general cases. Throughout this paper, we measure distortion in terms of squared error. For our theoretical analysis we will further assume that the diffusion model has learned the data distribution perfectly.

The (information) rate-distortion function is given by

$$R(D) = \inf_{\hat{\mathbf{X}}} I[\mathbf{X}, \hat{\mathbf{X}}] \quad \text{subject to} \quad \mathbb{E}[\|\mathbf{X} - \hat{\mathbf{X}}\|^2] \leq D. \quad (7)$$

It measures the smallest achievable bitrate for a given level of distortion and decreases as  $D$  increases<sup>1</sup>.

The rate as defined above does not make any assumptions on the marginal distribution of the reconstructions. However, here we demand perfect realism,  $\hat{\mathbf{X}} \sim \mathbf{X}$ . To achieve this constraint, a deterministic encoder requires a higher bitrate of  $R(D/2)$  [10, 48]. As we will see below, lower bitrates can be achieved for the Gaussian source using random codes as assumed in our diffusion approach. Nevertheless,  $R(D/2)$  serves as an interesting benchmark as most existing codecs use deterministic codes, that is, the bits received by the decoder are solely determined by the data.

For an  $M$ -dimensional Gaussian data source whose covariance has eigenvalues  $\lambda_i$ , the rate-distortion function is known to be [12]

$$R^*(D) = \frac{1}{2} \sum_i \log(\lambda_i/D_i) \quad \text{where} \quad D_i = \min(\lambda_i, \theta) \quad (8)$$

for some threshold  $\theta$  chosen such that  $D = \sum_i D_i$ . For sufficiently small distortion  $D$  and assuming positive eigenvalues, we have constant  $D_i = \theta = D/M$ .

### 4.1 Standard normal distribution

As a simple first example, consider a standard normal distribution  $X \sim \mathcal{N}(0, 1)$ . Using ancestral sampling, the reconstruction becomes

$$\hat{X} = \sqrt{1 - \sigma^2} Z + \sigma V \quad \text{where} \quad Z = \sqrt{1 - \sigma^2} X + \sigma U, \quad (9)$$

<sup>1</sup>The bitrate given by an information rate-distortion may only be achievable asymptotically by encoding many data points jointly. To keep our discussion focused, we ignore any potential overhead incurred by *one-shot coding* and use mutual information as a proxy for the rate achieved in practice.

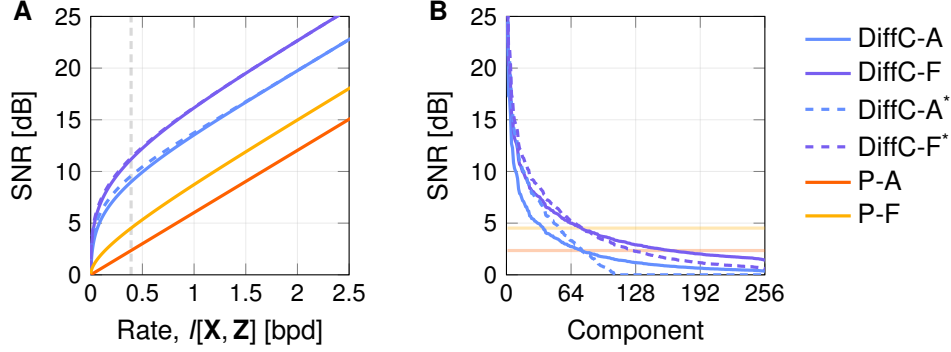


Figure 2: **A**: Rate-distortion curves for a Gaussian source fitted to 16x16 image patches extracted from ImageNet 64x64. Isotropic noise performs nearly as well as the optimal noise (dashed). As an additional point of comparison, we include pink noise (P) matching the covariance of the data distribution. The curve of DiffC-A\* corresponds to  $R^*(D/2)$ . A flow-based reconstruction yields up to 3 dB better signal-to-noise ratio (SNR). **B**: SNR broken down by principal component. The level of noise here is fixed to yield a rate of approximately 0.391 bits per dimension for each type of noise. Note that the SNR of DiffC-A\* is zero for over half of the components.

$U, V \sim \mathcal{N}(0, 1)$  and we have dropped the dependence on  $t$  to reduce clutter. The distortion and rate in this case are easily calculated to be

$$D = \mathbb{E}[(X - \hat{X})^2] = 2\sigma^2, \quad I[X, Z] = -\log \sigma = \frac{1}{2} \log \frac{2}{D} = R^*(D/2). \quad (10)$$

This matches the performance of an optimal deterministic code. However,  $Z$  already has the desired standard normal distribution and adding further noise to it did nothing to increase the realism or reduce the distortion of the reconstruction. By inserting the standard normal for  $p_t$  in Eq. 6, the flow-based reconstruction instead gives  $dZ_t = 0$  and  $\hat{X} = Z$ . This results in the smaller distortion

$$D = \mathbb{E}[(X - \hat{X})^2] = \mathbb{E}[(X - Z)^2] = 2 - 2\sqrt{1 - \sigma^2}. \quad (11)$$

## 4.2 Multivariate Gaussian

Next, let us consider  $\mathbf{X} \sim \mathcal{N}(0, \Sigma)$  and  $\mathbf{Z} = \sqrt{1 - \sigma^2}\mathbf{X} + \sigma\mathbf{U}$  where  $\mathbf{U} \sim \mathcal{N}(0, \mathbf{I})$ . Assume  $\lambda_i$  are the eigenvalues of  $\Sigma$ . Since both the squared reconstruction error and the mutual information between  $\mathbf{X}$  and  $\mathbf{Z}$  are invariant under rotations of  $\mathbf{X}$ , we can assume the covariance to be diagonal. Otherwise we just rotate  $\mathbf{X}$  to diagonalize the covariance matrix without affecting the results of our analysis. If  $\hat{\mathbf{X}} \sim P(\mathbf{X} | \mathbf{Z})$ , we get the distortion and rate (Appendix B)

$$D = \mathbb{E}[\|\mathbf{X} - \hat{\mathbf{X}}\|^2] = 2 \sum_i \tilde{D}_i, \quad I[\mathbf{X}, \mathbf{Z}] = \frac{1}{2} \sum_i \log(\lambda_i / \tilde{D}_i) \geq R^*(D/2). \quad (12)$$

where  $\tilde{D}_i = \lambda_i \sigma^2 / (\sigma^2 + \lambda_i - \lambda_i \sigma^2)$ . That is, the performance is generally worse than the performance achieved by the best deterministic encoder. We can modify the diffusion process to improve the rate-distortion performance of ancestral sampling. Namely, let  $V_i \sim \mathcal{N}(0, 1)$ ,

$$Z_i = \sqrt{1 - \gamma_i^2} X_i + \gamma_i \sqrt{\lambda_i} U_i, \quad \hat{X}_i = \sqrt{1 - \gamma_i^2} Z_i + \gamma_i \sqrt{\lambda_i} V_i, \quad (13)$$

where  $\gamma_i^2 = \min(1, \theta / \lambda_i)$  for some  $\theta$ . This amounts to using a different noise schedule along different principal directions instead of adding the same amount of noise in all directions. For natural images, the modified schedule destroys information in high-frequency components more quickly (Fig. 2B) and for Gaussian data sources again matches the performance of the best deterministic code,

$$D = 2 \sum_i \lambda_i \gamma_i^2 = 2 \sum_i D_i, \quad I[\mathbf{X}, \mathbf{Z}] = -\sum_i \log \gamma_i = \frac{1}{2} \sum_i \log(\lambda_i / D_i) = R^*(D/2) \quad (14)$$

where  $D_i = \lambda_i \gamma_i^2 = \min(\lambda_i, \theta)$ . Still better performance can be achieved via flow-based reconstruction. Here, isotropic noise is again suboptimal and the optimal noise for a flow-based reconstruction is given by (Appendix C)

$$Z_i = \alpha_i X_i + \sqrt{1 - \alpha_i^2} \sqrt{\lambda_i} U_i, \quad \text{where} \quad \alpha_i = \left( \sqrt{\lambda_i^2 + \theta^2} - \theta \right) / \lambda_i \quad (15)$$

for some  $\theta \geq 0$ .  $\mathbf{Z}$  already has the desired distribution and we can set  $\hat{\mathbf{X}} = \mathbf{Z}$ .

We will refer to the two approaches using optimized noise as DiffC-A\* and DiffC-F\*, respectively, though strictly speaking these types of noise may not correspond to a diffusion process. Figure 2A shows the rate-distortion performance of the various noise schedules and reconstructions on the example of a 256-dimensional Gaussian fitted to 16x16 grayscale image patches extracted from 64x64 downsampled ImageNet images [54]. Here,  $\text{SNR} = 10 \log_{10}(2 \cdot \mathbb{E}[\|\mathbf{X}\|^2]) - 10 \log_{10}(\mathbb{E}[\|\mathbf{X} - \hat{\mathbf{X}}\|^2])$ .

### 4.3 General data distributions

Considering more general source distributions, our first result bounds the rate of DiffC-A\*.

**Theorem 1.** *Let  $\mathbf{X} : \Omega \rightarrow \mathbb{R}^M$  be a random variable with finite differential entropy, zero mean and covariance  $\text{diag}(\lambda_1, \dots, \lambda_M)$ . Let  $\mathbf{U} \sim \mathcal{N}(0, \mathbf{I})$  and define*

$$Z_i = \sqrt{1 - \gamma_i^2} X_i + \gamma_i \sqrt{\lambda_i} U_i, \quad \hat{\mathbf{X}} \sim P(\mathbf{X} | \mathbf{Z}). \quad (16)$$

where  $\gamma_i^2 = \min(1, \theta/\lambda_i)$  for some  $\theta$ . Further, let  $\mathbf{X}^*$  be a Gaussian random variable with the same first and second-order moments as  $\mathbf{X}$  and let  $\mathbf{Z}^*$  be defined analogously to  $\mathbf{Z}$  but in terms of  $\mathbf{X}^*$ . Then if  $R$  is the rate-distortion function of  $\mathbf{X}$  and  $R^*$  is the rate-distortion function of  $\mathbf{X}^*$ ,

$$I[\mathbf{X}, \mathbf{Z}] \leq R^*(D/2) - D_{\text{KL}}[P_{\mathbf{Z}} \parallel P_{\mathbf{Z}^*}] \leq R(D/2) + D_{\text{KL}}[P_{\mathbf{X}} \parallel P_{\mathbf{X}^*}] - D_{\text{KL}}[P_{\mathbf{Z}} \parallel P_{\mathbf{Z}^*}] \quad (17)$$

where  $D = \mathbb{E}[\|\mathbf{X} - \hat{\mathbf{X}}\|^2]$ .

*Proof.* See Appendix D. □

In line with expectations, this result implies that when  $\mathbf{X}$  is approximately Gaussian, the rate of DiffC-A\* is not far from the rate of the best deterministic encoder,  $R(D/2)$ . It further implies that the rate is close to  $R(D/2)$  in the high bitrate regime if the differential entropy of  $\mathbf{X}$  is finite. This can be seen by noting that the second KL divergence will approach the first KL divergence as the rate increases, since  $P_{\mathbf{Z}^*} = P_{\mathbf{X}^*}$  and the distribution of  $\mathbf{Z}$  will be increasingly similar to  $\mathbf{X}$ .

Our next result compares the error of DiffC-F with DiffC-A's at the same bitrate. For simplicity, we assume that  $\mathbf{X}$  has a smooth density and further consider the following measure of smoothness,

$$G = \mathbb{E} \left[ \|\nabla \ln p(\mathbf{X})\|^2 \right]. \quad (18)$$

Among distributions with a continuously differentiable density and unit variance, the standard normal distribution minimizes  $G$  and achieves  $G = 1$ . For comparison, the Laplace distribution has  $G = 2$ . (Alternatively, imagine a sequence of smooth approximations converging to the Laplace density.) For discrete data such as RGB images, we may instead consider the distribution of pixels with an imperceptible amount of Gaussian noise added to it (see also Fig. 5 in Appendix E).

**Theorem 2.** *Let  $\mathbf{X} : \Omega \rightarrow \mathbb{R}^M$  have a smooth density  $p$  with finite  $G$  (Eq. 18). Let  $\mathbf{Z}_t$  be defined as in Eq. 1,  $\hat{\mathbf{X}}_A \sim P(\mathbf{X} | \mathbf{Z}_t)$  and let  $\hat{\mathbf{X}}_F = \hat{\mathbf{Z}}_0$  be the solution to Eq. 6 with  $\mathbf{Z}_t$  as initial condition. Then*

$$\lim_{\sigma_t \rightarrow 0} \frac{\mathbb{E}[\|\hat{\mathbf{X}}_F - \mathbf{X}\|^2]}{\mathbb{E}[\|\hat{\mathbf{X}}_A - \mathbf{X}\|^2]} = \frac{1}{2} \quad (19)$$

*Proof.* See Appendix E. □

This result implies that in the limit of high bitrates, the error of a flow-based reconstruction is only half that of the reconstruction obtained with ancestral sampling from a perfect model. This is consistent with Fig. 2, where we can observe an advantage of roughly 3 dB of DiffC-F over DiffC-A. Finally, we provide conditions under which a flow-based reconstruction is provably the best reconstruction from input corrupted by Gaussian noise.

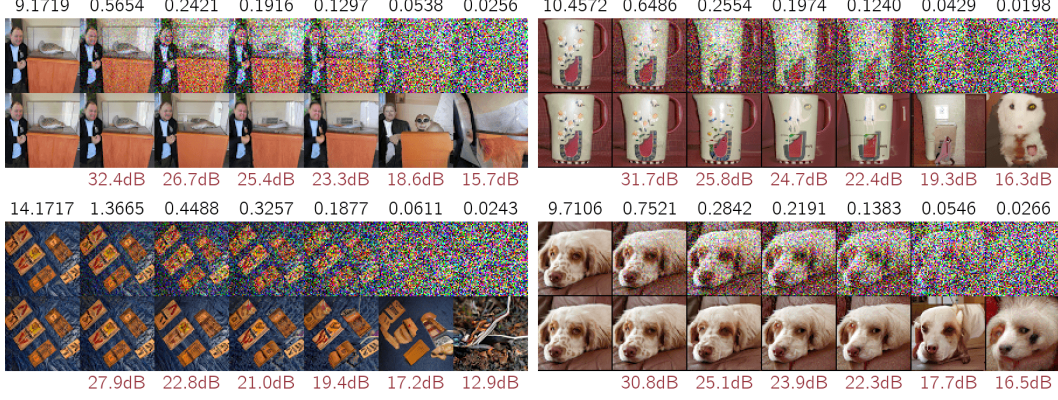


Figure 3: Top images visualize messages communicated at the estimated bitrate (bits per pixel) shown in black. The bottom row shows reconstructions produced by DiffC-F and corresponding PSNR values are shown in red.

**Theorem 3.** Let  $\mathbf{X} = \mathbf{Q}\mathbf{S}$  where  $\mathbf{Q}$  is an orthogonal matrix and  $\mathbf{S} : \Omega \rightarrow \mathbb{R}^M$  is a random vector with smooth density and  $S_i \perp S_j$  for all  $i \neq j$ . Define  $\mathbf{Z}_t$  as in Eq. 1. If  $\hat{\mathbf{X}}_F = \hat{\mathbf{Z}}_0$  is the solution to the ODE in Eq. 6 given  $\mathbf{Z}_t$  as initial condition, then

$$\mathbb{E}[\|\hat{\mathbf{X}}_F - \mathbf{X}\|^2] \leq \mathbb{E}[\|\hat{\mathbf{X}}' - \mathbf{X}\|^2] \quad (20)$$

for any  $\hat{\mathbf{X}}'$  with  $\hat{\mathbf{X}}' \perp \mathbf{X} \mid \mathbf{Z}_t$  which achieves perfect realism,  $\hat{\mathbf{X}}' \sim \mathbf{X}$ .

*Proof.* See Appendix F. □

## 5 Experiments

As a proof of concept, we implemented DiffC based on VDM<sup>2</sup> [28]. VDM is a diffusion model which was optimized for log-likelihood (i.e., lossless compression) but not for perceptual quality. This suggests VDM should work well in the high bitrate regime but not necessarily at lower bitrates. Nevertheless, we find that we achieve surprisingly good performance across a wide range of bitrates. We used exactly the same network architecture and training setup as Kingma et al. [28] except with a smaller batch size of 64 images and training our model for only 1.34M updates (instead of 2M updates with a batch size of 512) due to resource considerations. We used 1000 diffusion steps.

### 5.1 Dataset, metrics, and baselines

We used the downsampled version of the ImageNet dataset [13] (64x64 pixels) first used by van den Oord et al. [54]. The test set of ImageNet is known to contain many duplicates and to overlap with the training set [29]. For a more meaningful evaluation (especially when comparing to non-neural baselines), we removed 4952 duplicates from the validation set as well as 744 images also occurring in the training set (based on SHA-256 hashes of the images). On this subset, we measured a negative ELBO of 3.48 bits per dimension for our model.

We report FID [22] and PSNR scores to quantify the performance of the different approaches. As is common in the compression literature, in this section we calculate a PSNR score for each image before averaging. For easier comparison with our theoretical results, we also offer PSNR scores calculated from the average MSE (Appendix I) although the numbers do not change markedly. When comparing bitrates between models, we used estimates of the upper bound given by Eq. 4 for DiffC, although the difference between the upper (Eq. 4) and lower bound (Eq. 5) was negligible.

We compare against BPG [7], a strong non-neural image codec based on the HEVC video codec which is known for achieving good rate-distortion results. We also compare against HiFiC [34], which is the state-of-the-art generative image compression model in terms of visual quality on

<sup>2</sup><https://github.com/google-research/vdm>



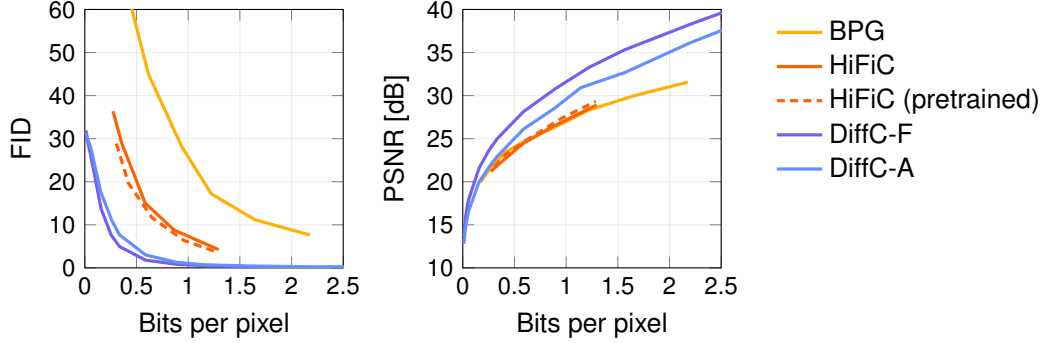


Figure 4: A comparison of DiffC with BPG and the GAN-based neural compression method HiFiC in terms of FID and PSNR on ImageNet 64x64.

high-resolution images. The approach is optimized for a combination of LPIPS [64], MSE, and an adversarial loss [19]. The architecture of HiFiC is optimized for larger images and uses significant downscaling. We found that adapting the architecture of HiFiC slightly by making the last/first layer of the encoder/decoder have stride 1 instead of stride 2 improves FID on ImageNet 64x64 compared to the publicly available model. In addition to training the model from scratch, we also tried initializing the non-adapted filters from the public model and found that this improved results slightly. We trained 5 HiFiC models targeting 5 different bitrates.

## 5.2 Results

We find that DiffC-F gives perceptually pleasing results even at extremely low bitrates of around 0.2 bits per pixel (Fig. 3). Reconstructions are also still perceptually pleasing when the PSNR is relatively low at around 22 dB (e.g., compare to BPG in Fig. 1B). We find that at very low bitrates, HiFiC produces artefacts typical for GANs while we did not observe similar artefacts with DiffC. Similar conclusions can be drawn from our quantitative comparison, with DiffC-F significantly outperforming HiFiC in terms of FID. FID scores of DiffC-A were only slightly worse (Fig. 4A).

At high bitrates, DiffC-F achieves a PSNR roughly 2.4 dB higher than DiffC-A. This is line with our theoretical predictions (3 dB) considering that the diffusion model only approximates the true distribution. PSNR values of DiffC-F and DiffC-A both exceed those of HiFiC and BPG, suggesting that Gaussian diffusion works well in a rate-distortion sense even for highly non-Gaussian distributions (Fig. 4B). Additional results are provided in Appendix I, including results for progressive coding.

## 6 Discussion

We proposed and analyzed a new lossy compression approach based on diffusion models. This approach has the potential to greatly simplify lossy compression with realism constraints. Where typical generative approaches use an encoder, a decoder, an entropy model, an adversarial model and another model as part of a perceptual distortion loss, and train multiple sets of models targeting different bitrates, DiffC only uses a single unconditionally trained diffusion model. The fact that adding Gaussian noise to pixels achieves great rate-distortion performance raises interesting questions about the role of the encoder transform in lossy compression. Nevertheless, we expect further improvements are possible in terms of perceptual quality by applying DiffC in a latent space.

Applying DiffC in a lower-dimensional transform space would also help to reduce its computational cost [20, 36, 41, 53]. The extremely high computational cost of DiffC makes it impractical in its current form. Generating a single image with VDM requires many diffusion steps, each involving the application of a deep neural network. However, speeding up diffusion models is a highly active area of research [e.g., 25, 31, 43, 53, 56, 63]. For example, Salimans and Ho [43] were able to reduce the number of diffusion steps from 1000 to around 4 at comparable sample quality. The computational cost of communicating a sample using the approach of Li and El Gamal [32] grows exponentially with the coding cost. However, reverse channel coding is another active area of research [e.g., 1, 16, 21] and much faster methods already exist for low-dimensional Gaussian distributions [17, 50].



We provided an initial theoretical analysis of DiffC. In particular, we analyzed the Gaussian case and proved that DiffC-A\* performs well when either the data distribution is close to Gaussian or when the bitrate is high. We further proved that DiffC-F can achieve 3 dB better SNR at high bitrates compared to DiffC-A. However, many theoretical questions have been left for future research. For instance, how does the rate of DiffC-F relate to  $R(D/2)$  in the general case. How does the performance of DiffC-A differ from DiffC-A\*? And can we extend Theorem 3 to prove optimality of a flow-based reconstruction from noisy data for a broader class of distributions?

## Acknowledgments and Disclosure of Funding

We thank Eiríkur Agustsson, Aaron B. Wagner, George Toderici, and Johannes Ballé for helpful discussions and Jascha Sohl-Dickstein for feedback on the manuscript.

## References

- [1] E. Agustsson and L. Theis. Universally Quantized Neural Compression. In *Advances in Neural Information Processing Systems 33*, 2020.
- [2] E. Agustsson, M. Tschannen, F. Mentzer, R. Timofte, and L. V. Gool. Generative adversarial networks for extreme learned image compression. In *Proceedings of the IEEE International Conference on Computer Vision*, pages 221–231, 2019.
- [3] O. Al-Shaykh and R. Mersereau. Lossy compression of noisy images. *IEEE Transactions on Image Processing*, 7(12):1641–1652, 1998. doi: 10.1109/83.730376.
- [4] A. Alemi, B. Poole, I. Fischer, J. Dillon, R. A. Saurous, and K. Murphy. Fixing a broken elbo. In *International Conference on Machine Learning*, pages 159–168. PMLR, 2018.
- [5] J. Ballé, V. Laparra, and E. P. Simoncelli. End-to-end Optimized Image Compression. In *International Conference on Learning Representations*, 2017.
- [6] J. Ballé, P. A. Chou, D. Minnen, S. Singh, N. Johnston, E. Agustsson, S. J. Hwang, and G. Toderici. Nonlinear transform coding. *IEEE Journal of Selected Topics in Signal Processing*, 15(2):339–353, 2021. doi: 10.1109/JSTSP.2020.3034501.
- [7] F. Bellard. BPG Image format. <https://bellard.org/bpg/>.
- [8] C. H. Bennett and P. W. Shor. Entanglement-Assisted Capacity of a Quantum Channel and the Reverse Shannon Theorem. *IEEE Trans. Info. Theory*, 48(10), 2002.
- [9] Y. Blau and T. Michaeli. The perception-distortion tradeoff. In *IEEE/CVF Conference on Computer Vision and Pattern Recognition*, pages 6228–6237, 2018.
- [10] Y. Blau and T. Michaeli. Rethinking lossy compression: The rate-distortion-perception tradeoff. In *International Conference on Machine Learning*, 2019.
- [11] R. Brekelmans, D. Moyer, A. Galstyan, and G. Ver Steeg. Exact rate-distortion in autoencoders via echo noise. In *Advances in Neural Information Processing Systems*, volume 32, 2019.
- [12] T. M. Cover and J. A. Thomas. *Elements of Information Theory 2nd Edition (Wiley Series in Telecommunications and Signal Processing)*. Wiley, 2006.
- [13] J. Deng, K. Li, M. Do, H. Su, and L. Fei-Fei. Construction and Analysis of a Large Scale Image Ontology. Vision Sciences Society, 2009.
- [14] P. Dhariwal and A. Nichol. Diffusion models beat GANs on image synthesis. *Advances in Neural Information Processing Systems*, 34, 2021.
- [15] T. Dockhorn, A. Vahdat, and K. Kreis. Score-based generative modeling with critically-damped langevin diffusion. In *International Conference on Learning Representations (ICLR)*, 2022.
- [16] G. Flamich, M. Havasi, and J. M. Hernández-Lobato. Compressing Images by Encoding Their Latent Representations with Relative Entropy Coding, 2020. *Advances in Neural Information Processing Systems 34*.
- [17] G. Flamich, S. Markou, and J. M. Hernández-Lobato. Fast relative entropy coding with a\* coding, 2022.

- [18] S. Gao, Y. Shi, T. Guo, Z. Qiu, Y. Ge, Z. Cui, Y. Feng, J. Wang, and B. Bai. Perceptual learned image compression with continuous rate adaptation. In *4th Challenge on Learned Image Compression*, Jun 2021.
- [19] I. Goodfellow, J. Pouget-Abadie, M. Mirza, B. Xu, D. Warde-Farley, S. Ozair, A. Courville, and Y. Bengio. Generative adversarial nets. In *Advances in neural information processing systems*, pages 2672–2680, 2014.
- [20] S. Gu, D. Chen, J. Bao, F. Wen, B. Zhang, D. Chen, L. Yuan, and B. Guo. Vector quantized diffusion model for text-to-image synthesis. *arXiv preprint arXiv:2111.14822*, 2021.
- [21] M. Havasi, R. Peharz, and J. M. Hernández-Lobato. Minimal Random Code Learning: Getting Bits Back from Compressed Model Parameters. In *International Conference on Learning Representations*, 2019.
- [22] M. Heusel, H. Ramsauer, T. Unterthiner, B. Nessler, and S. Hochreiter. Gans trained by a two time-scale update rule converge to a local nash equilibrium. In *Advances in Neural Information Processing Systems*, pages 6626–6637, 2017.
- [23] J. Ho, A. Jain, and P. Abbeel. Denoising diffusion probabilistic models. In *Advances in Neural Information Processing Systems*, volume 33, pages 6840–6851. Curran Associates, Inc., 2020.
- [24] J. Ho, C. Saharia, W. Chan, D. J. Fleet, M. Norouzi, and T. Salimans. Cascaded diffusion models for high fidelity image generation. *Journal of Machine Learning Research*, 23(47):1–33, 2022.
- [25] A. Jolicoeur-Martineau, K. Li, R. Piché-Taillefer, T. Kachman, and I. Mitliagkas. Gotta Go Fast When Generating Data with Score-Based Models. *arXiv preprint arXiv:2105.14080*, 2021.
- [26] G. Kim and J. C. Ye. DiffusionCLIP: Text-guided image manipulation using diffusion models. In *IEEE/CVF Conference on Computer Vision and Pattern Recognition*, 2022.
- [27] D. Kingma and M. Welling. Auto-encoding variational Bayes. In *International Conference on Learning Representations*, 2014.
- [28] D. P. Kingma, T. Salimans, B. Poole, and J. Ho. On density estimation with diffusion models. In A. Beygelzimer, Y. Dauphin, P. Liang, and J. W. Vaughan, editors, *Advances in Neural Information Processing Systems*, 2021.
- [29] A. Kolesnikov, L. Beyer, X. Zhai, J. Puigcerver, J. Yung, S. Gelly, and N. Houlsby. Big Transfer (BiT): General Visual Representation Learning, 2019.
- [30] S. Kolouri, K. Nadjahi, U. Simsekli, R. Badeau, and G. Rohde. Generalized sliced wasserstein distances. In *Advances in Neural Information Processing Systems*, volume 32. Curran Associates, Inc., 2019.
- [31] Z. Kong and W. Ping. On fast sampling of diffusion probabilistic models. *arXiv preprint arXiv:2106.00132*, 2021.
- [32] C. T. Li and A. El Gamal. Strong Functional Representation Lemma and Applications to Coding Theorems. *IEEE Transactions on Information Theory*, 64(11):6967–6978, 2018. doi: 10.1109/TIT.2018.2865570.
- [33] A. Lythier, J. Xu, C. Finlay, C. Cursio, V. Koshkina, C. Besenbruch, and A. Zafar. Perceptually-guided lossy image compression. In *4th Challenge on Learned Image Compression*, Jun 2021.
- [34] F. Mentzer, G. D. Toderici, M. Tschannen, and E. Agustsson. High-fidelity generative image compression. *Advances in Neural Information Processing Systems*, 33, 2020.
- [35] A. Nichol, P. Dhariwal, A. Ramesh, P. Shyam, P. Mishkin, B. McGrew, I. Sutskever, and M. Chen. GLIDE: Towards photorealistic image generation and editing with text-guided diffusion models. *arXiv preprint arXiv:2112.10741*, 2021.
- [36] K. Pandey, A. Mukherjee, P. Rai, and A. Kumar. Diffusevae: Efficient, controllable and high-fidelity generation from low-dimensional latents. *arXiv preprint arXiv:2201.00308*, 2022.
- [37] A. Ramesh, P. Dhariwal, A. Nichol, C. Chu, and M. Chen. Hierarchical text-conditional image generation with clip latents. *arXiv preprint arXiv:2204.06125*, 2022.
- [38] D. J. Rezende, S. Mohamed, and D. Wierstra. Stochastic backpropagation and approximate inference in deep generative models. In *International Conference on Machine Learning*, 2014.

- [39] H. Robbins. An empirical Bayes approach to statistics. In *Proceedings of the Third Berkeley Symposium on Mathematical Statistics and Probability*, volume 1, pages 157–163, 1956.
- [40] L. G. Roberts. Picture Coding Using Pseudo-Random Noise. *IRE Transactions on Information Theory*, 1962.
- [41] R. Rombach, A. Blattmann, D. Lorenz, P. Esser, and B. Ommer. High-resolution image synthesis with latent diffusion models. *arXiv preprint arXiv:2112.10752*, 2021.
- [42] C. Saharia, W. Chan, H. Chang, C. A. Lee, J. Ho, T. Salimans, D. J. Fleet, and M. Norouzi. Palette: Image-to-Image Diffusion Models. *CoRR*, abs/2111.05826, 2021.
- [43] T. Salimans and J. Ho. Progressive distillation for fast sampling of diffusion models. In *International Conference on Learning Representations*, 2022.
- [44] C. Shannon. Communication in the presence of noise. *Proceedings of the IRE*, 37(1):10–21, 1949. doi: 10.1109/JRPROC.1949.232969.
- [45] K. Simonyan and A. Zisserman. Very deep convolutional networks for large-scale image recognition. In *International Conference on Learning Representations*, 2015.
- [46] J. Sohl-Dickstein, E. Weiss, N. Maheswaranathan, and S. Ganguli. Deep unsupervised learning using nonequilibrium thermodynamics. In *International Conference on Machine Learning*, pages 2256–2265. PMLR, 2015.
- [47] Y. Song, J. Sohl-Dickstein, D. P. Kingma, A. Kumar, S. Ermon, and B. Poole. Score-based generative modeling through stochastic differential equations. In *International Conference on Learning Representations*, 2021.
- [48] L. Theis and E. Agustsson. On the advantages of stochastic encoders. In *Neural Compression Workshop at ICLR*, 2021.
- [49] L. Theis and A. B. Wagner. A coding theorem for the rate-distortion-perception function. In *Neural Compression Workshop at ICLR*, 2021.
- [50] L. Theis and N. Yosri. Algorithms for the Communication of Samples. In *Proceedings of the 39th International Conference on Machine Learning*, 2022.
- [51] L. Theis, W. Shi, A. Cunningham, and F. Huszár. Lossy image compression with compressive autoencoders. In *International Conference on Learning Representations*, 2017.
- [52] M. Tschannen, E. Agustsson, and M. Lucic. Deep generative models for distribution-preserving lossy compression. In *Advances in Neural Information Processing Systems*, volume 31. Curran Associates, Inc., 2018.
- [53] A. Vahdat, K. Kreis, and J. Kautz. Score-based generative modeling in latent space, 2021.
- [54] A. van den Oord, N. Kalchbrenner, and K. Kavukcuoglu. Pixel Recurrent Neural Networks. In *Proceedings of The 33rd International Conference on Machine Learning*, volume 48 of *Proceedings of Machine Learning Research*, pages 1747–1756. PMLR, 2016.
- [55] A. B. Wagner. The Rate-Distortion-Perception Tradeoff: The Role of Common Randomness, 2022. arXiv:2202.04147.
- [56] D. Watson, J. Ho, M. Norouzi, and W. Chan. Learning to efficiently sample from diffusion probabilistic models. *CoRR*, abs/2106.03802, 2021.
- [57] Y. Wu. ECE598: Information-theoretic methods in high-dimensional statistics, 2016.
- [58] Z. Yan, F. Wen, R. Ying, C. Ma, and P. Liu. On perceptual lossy compression: The cost of perceptual reconstruction and an optimal training framework. In *Proceedings of the International Conference on Machine Learning (ICML)*, 2021.
- [59] Y. Yang, S. Mandt, and L. Theis. An introduction to neural data compression, 2022.
- [60] R. Zamir and M. Feder. Information rates of pre/post-filtered dithered quantizers. *IEEE Transactions on Information Theory*, 42(5):1340–1353, 1996. doi: 10.1109/18.532876.
- [61] N. Zeghidour, A. Luebs, A. Omran, J. Skoglund, and M. Tagliasacchi. Soundstream: An end-to-end neural audio codec. *IEEE/ACM Transactions on Audio, Speech, and Language Processing*, 30:495–507, 2022. doi: 10.1109/TASLP.2021.3129994.
- [62] G. Zhang, J. Qian, J. Chen, and A. J. Khisti. Universal rate-distortion-perception representations for lossy compression. In A. Beygelzimer, Y. Dauphin, P. Liang, and J. W. Vaughan, editors, *Advances in Neural Information Processing Systems*, 2021.

- [63] Q. Zhang and Y. Chen. Fast sampling of diffusion models with exponential integrator, 2022.
- [64] R. Zhang, P. Isola, A. A. Efros, E. Shechtman, and O. Wang. The unreasonable effectiveness of deep features as a perceptual metric. In *IEEE/CVF Conference on Computer Vision and Pattern Recognition*, 2018.

## A Normal distribution with non-unit variance

The case of a 1-dimensional Gaussian with varying variance is essentially the same as for a standard normal. In both cases, a Gaussian source is communicated through a Gaussian channel. Let  $X \sim \mathcal{N}(0, \lambda)$  and

$$Z = \sqrt{1 - \sigma^2}X + \sigma U \quad (21)$$

where as before  $U \sim \mathcal{N}(0, 1)$ . Let  $\hat{X} \sim P(X | Z)$ . We define

$$\tilde{\sigma}^2 = \frac{\sigma^2}{\sigma^2 + \lambda - \lambda\sigma^2}. \quad (22)$$

Then

$$I[X, Z] = h[Z] - h[Z | X] = \frac{1}{2} \log(\lambda - \sigma^2\lambda + \sigma^2) - \frac{1}{2} \log \sigma^2 = -\frac{1}{2} \log \tilde{\sigma}^2 \quad (23)$$

and

$$D = \mathbb{E}[(X - \hat{X})^2] = \lambda \mathbb{E}[(\lambda^{-\frac{1}{2}}X - s^{-\frac{1}{2}}\hat{X})^2] = 2\lambda\tilde{\sigma}^2 \quad (24)$$

due to Eq. 9 which tells us the squared error of the standard normal  $\lambda^{-\frac{1}{2}}X$  as a function of the information contained in  $Z$ . Taken together, we again have

$$I[X, Z] = \frac{1}{2} \log \frac{\lambda}{D/2} = R^*(D/2). \quad (25)$$

## B Multivariate Gaussian

Let  $\mathbf{X} \sim \mathcal{N}(0, \Sigma)$  and let

$$\mathbf{Z} = \sqrt{1 - \sigma^2}\mathbf{X} + \sigma\mathbf{U} \quad (26)$$

where  $\mathbf{U} \sim \mathcal{N}(0, \mathbf{I})$ . Note that both the mutual information and the squared error are invariant under rotations of  $\mathbf{X}$ . We can therefore assume that the covariance is diagonal,

$$\Sigma = \text{diag}(\lambda_1, \dots, \lambda_M). \quad (27)$$

Defining

$$\tilde{\sigma}_i^2 = \frac{\sigma^2}{\sigma^2 + \lambda_i - \lambda_i\sigma^2}. \quad (28)$$

as in Appendix A, we have

$$D = \mathbb{E}[\|\mathbf{X} - \hat{\mathbf{X}}\|^2] = \sum_i \mathbb{E}[(X_i - \hat{X}_i)^2] = 2 \sum_i \lambda_i \tilde{\sigma}_i^2 \quad (29)$$

and

$$I[\mathbf{X}, \mathbf{Z}] = \sum_i I[X_i, Z_i] = -\frac{1}{2} \sum_i \log \tilde{\sigma}_i^2 \quad (30)$$

Let  $\tilde{D}_i = \lambda_i \tilde{\sigma}_i^2$ , then we can write

$$D = 2 \sum_i \tilde{D}_i, \quad I[\mathbf{X}, \mathbf{Z}] = \frac{1}{2} \sum_i \log \frac{\lambda_i}{\tilde{D}_i}. \quad (31)$$

For fixed distortion  $D$ , the rate in Eq. 31 as a function of  $\tilde{D}_i$  is known to be minimized by the so-called reverse water-filling solution given in Eq. 8 [12, 44], that is,  $D_i = \min(\lambda_i, \theta)$  where  $\theta$  must be chosen so that  $D = 2 \sum_i D_i$ . Hence,  $\tilde{D}_i$  as defined above is generally suboptimal and we must have

$$I[\mathbf{X}, \mathbf{Z}] \geq \frac{1}{2} \sum_i \log \frac{\lambda_i}{D_i} = R^*(D/2). \quad (32)$$

## C Optimal noise schedule for flow-based reconstruction

**Lemma 1.** Let  $\mathbf{X} \sim \mathcal{N}(0, \Sigma)$  with diagonal covariance matrix

$$\Sigma = \text{diag}(\lambda_1, \dots, \lambda_M) \quad (33)$$

and  $\lambda_i > 0$ . Further let

$$Z_i = \alpha_i X_i + \sqrt{1 - \alpha_i^2} \sqrt{\lambda_i} U_i, \quad \hat{\mathbf{X}} = \mathbf{Z}, \quad (34)$$

where  $\mathbf{U} \sim \mathcal{N}(0, \mathbf{I})$  and

$$\alpha_i = \left( \sqrt{\lambda_i^2 + \theta^2} - \theta \right) / \lambda_i. \quad (35)$$

Then  $\hat{\mathbf{X}}$  achieves the minimal rate at distortion level  $D = \mathbb{E}[\|\mathbf{X} - \hat{\mathbf{X}}\|^2]$  among all reconstructions satisfying the realism constraint  $\hat{\mathbf{X}} \sim \mathbf{X}$ .

*Proof.* The lowest rate achievable by a code (with access to a source of shared randomness) is [49]

$$\inf_{\tilde{\mathbf{X}}} I[\mathbf{X}, \tilde{\mathbf{X}}] \quad \text{subject to} \quad \mathbb{E}[\|\mathbf{X} - \tilde{\mathbf{X}}\|] \leq D \quad \text{and} \quad \mathbf{X} \sim \tilde{\mathbf{X}}. \quad (36)$$

We can rewrite the rate as

$$\inf_{\tilde{\mathbf{X}}} I[\mathbf{X}, \tilde{\mathbf{X}}] = \inf_{\tilde{\mathbf{X}}} h[\mathbf{X}] + h[\tilde{\mathbf{X}}] - h[\mathbf{X}, \tilde{\mathbf{X}}] = 2h[\mathbf{X}] - \sup_{\tilde{\mathbf{X}}} h[\mathbf{X}, \tilde{\mathbf{X}}]. \quad (37)$$

That is, we need to maximize the differential entropy of  $(\mathbf{X}, \tilde{\mathbf{X}})$  subject to constraints. For the distortion constraint, we have

$$\mathbb{E}[\|\mathbf{X} - \tilde{\mathbf{X}}\|^2] = \mathbb{E}[\mathbf{X}^\top \mathbf{X}] + \mathbb{E}[\tilde{\mathbf{X}}^\top \tilde{\mathbf{X}}] - 2\mathbb{E}[\mathbf{X}^\top \tilde{\mathbf{X}}] = 2 \sum_i \lambda_i - 2 \sum_i \mathbb{E}[X_i \tilde{X}_i] \leq D. \quad (38)$$

We will first relax the realism constraint to the weaker constraints below and then show that the solution also satisfies the stronger realism constraint:

$$\mathbb{E}[\tilde{\mathbf{X}}] = 0, \quad \mathbb{E}[\tilde{X}_i^2] = \lambda_i. \quad (39)$$

Consider relaxing the problem even further and jointly optimize over both  $\mathbf{X}$  and  $\tilde{\mathbf{X}}$  with constraints on the first and second moments of both random variables. The joint maximum entropy distribution then takes the form

$$p(\mathbf{x}, \tilde{\mathbf{x}}) \propto \exp \left( \sum_i \beta_i x_i + \sum_i \gamma_i \tilde{x}_i + \sum_i \mu_i x_i^2 + \sum_i \nu_i \tilde{x}_i^2 + \sum_i \zeta_i x_i \tilde{x}_i \right), \quad (40)$$

that is, it is Gaussian with a precision matrix which has zeros everywhere except the diagonal and the off-diagonals corresponding to the interactions between  $X_i$  and  $\tilde{X}_i$ . In other words, the joint precision matrix  $\mathbf{S}$  consists of four blocks where each block is a diagonal matrix. It is not difficult to see by blockwise inversion that then the covariance matrix  $\mathbf{C} = \mathbf{S}^{-1}$  must have the same structure. Let  $\mathbf{C}_{\mathbf{X}\tilde{\mathbf{X}}}$  be the diagonal matrix corresponding to the covariance between  $\mathbf{X}$  and  $\tilde{\mathbf{X}}$ . We need to maximize

$$H[\mathbf{X}, \tilde{\mathbf{X}}] + \text{const} \propto \ln |\mathbf{C}| \quad (41)$$

$$= \ln |\mathbf{C}_{\mathbf{X}\mathbf{X}} \mathbf{C}_{\tilde{\mathbf{X}}\tilde{\mathbf{X}}} - \mathbf{C}_{\tilde{\mathbf{X}}\mathbf{X}} \mathbf{C}_{\mathbf{X}\tilde{\mathbf{X}}}| \quad (42)$$

$$= \sum_i \ln(\lambda_i^2 - \mathbb{E}[X_i \tilde{X}_i]^2) \quad (43)$$

subject to

$$\sum_i \mathbb{E}[X_i \tilde{X}_i] \geq \sum_i \lambda_i - \frac{D}{2}. \quad (44)$$

Let  $c_i = \mathbb{E}[X_i \tilde{X}_i]$  and form the Lagrangian

$$\mathcal{L}(\mathbf{c}, \eta, \mu) = \frac{1}{2} \sum_i \ln(\lambda_i^2 - c_i^2) + \eta \left( \sum_i c_i - \sum_i \lambda_i + \frac{D}{2} \right) + \sum_i \mu_i c_i, \quad (45)$$

where the last term is due to the constraint  $c_i \geq 0$ . The KKT conditions are

$$\frac{\partial \mathcal{L}}{\partial c_i} = -\frac{c_i}{\lambda_i^2 - c_i^2} + \eta + \mu_i = 0, \quad (46)$$

$$\eta \left( \sum_i c_i - \sum_i \lambda_i + \frac{D}{2} \right) = 0, \quad \mu_i c_i = 0, \quad (47)$$

$$\sum_i c_i - \sum_i \lambda_i + \frac{D}{2} \geq 0, \quad c_i \geq 0, \quad (48)$$

$$\mu_i \geq 0, \quad \eta \geq 0, \quad (49)$$

yielding  $c_i = 0$  or

$$c_i = \sqrt{\lambda_i^2 + \frac{1}{4\eta^2}} - \frac{1}{2\eta}. \quad (50)$$

If  $c_i = 0$  for some  $i$ , then  $\mu_i = -\eta$  (Eq. 46) and therefore  $\mu_i = \eta = 0$  by Eq. 49. But then  $c_i = 0$  by Eq. 46 for all  $i$ . By Eq. 48, we must then have

$$D \geq 2 \sum_i \lambda_i. \quad (51)$$

This implies that for sufficiently large distortion, we must have  $c_i > 0$  for all  $i$ . Defining  $\theta = (2\eta)^{-1}$  gives that for  $\tilde{\mathbf{X}}$  to be optimal, we must have

$$\mathbb{E}[X_i \tilde{X}_i] = c_i = \sqrt{\lambda_i^2 + \theta^2} - \theta \quad (52)$$

for some  $\theta$  determined by  $D$ . Summarizing what we have so far, we have shown that (under relaxed realism constraints) the rate is minimized by a random variable  $\tilde{\mathbf{X}}$  jointly Gaussian with  $\mathbf{X}$  and a covariance matrix whose entries are zero except those specified by Eqs. 39 and 52. Since the marginal distribution of  $\tilde{\mathbf{X}}$  is Gaussian with the desired mean and covariance, it also satisfies the stronger realism constraint  $\tilde{\mathbf{X}} \sim \mathbf{X}$ .

On the other hand,  $\hat{\mathbf{X}} \sim \tilde{\mathbf{X}} \mid \mathbf{X}$ . In particular,

$$\mathbb{E}[X_i \hat{X}_i] = \mathbb{E}[X_i Z_i] \quad (53)$$

$$= \mathbb{E}[\alpha_i X_i X_i + \sqrt{1 - \alpha_i^2} \sqrt{\lambda_i} X_i U_i] \quad (54)$$

$$= \alpha_i \mathbb{E}[X_i^2] \quad (55)$$

$$= \alpha_i \lambda_i \quad (56)$$

$$= \sqrt{\lambda_i^2 + \theta^2} - \theta. \quad (57)$$

has the desired property. Thus,  $\hat{\mathbf{X}}$  minimizes the rate at any given level of distortion.  $\square$

## D Proof of Theorem 1

**Lemma 2.** Let  $\mathbf{X} : \Omega \rightarrow \mathbb{R}^M$  be a random variable with finite differential entropy and let  $\mathbf{X}^*$  be a Gaussian random variable with matching first and second-order moments. Let  $R(D)$  be the rate-distortion function of  $\mathbf{X}$  and  $R^*(D)$  be the rate-distortion function of  $\mathbf{X}^*$ . Then

$$R^*(D) \leq R(D) + D_{\text{KL}}[P_{\mathbf{X}} \parallel P_{\mathbf{X}^*}]. \quad (58)$$

*Proof.* Zamir and Feder [60] proved the result for  $M = 1$ . We here extend the proof to  $M > 1$ . First, observe that

$$D_{\text{KL}}[P_{\mathbf{X}} \parallel P_{\mathbf{X}^*}] = \mathbb{E}[-\log p_{\mathbf{X}^*}(\mathbf{X})] - h[\mathbf{X}] \quad (59)$$

$$= \mathbb{E}[-\log p_{\mathbf{X}^*}(\mathbf{X}^*)] - h[\mathbf{X}] \quad (60)$$

$$= h[\mathbf{X}^*] - h[\mathbf{X}] \quad (61)$$

since  $\log p_{\mathbf{X}^*}$  is a quadratic form and  $\mathbf{X}$  and  $\mathbf{X}^*$  have matched moments. By the Shannon lower bound [57],

$$R(D) \geq h[\mathbf{X}] - \frac{M}{2} \log \left( 2\pi e \frac{D}{M} \right). \quad (62)$$

Let  $\lambda_1, \dots, \lambda_M$  be the eigenvalues of the covariance of  $\mathbf{X}$ . Then by Eq. 61 we have

$$R(D) \geq h[\mathbf{X}^*] - D[P_{\mathbf{X}}, P_{\mathbf{X}^*}] - \frac{M}{2} \log \left( 2\pi e \frac{D}{M} \right) \quad (63)$$

$$= \sum_i \frac{1}{2} \log \left( \frac{\lambda_i}{D/M} \right) - D[P_{\mathbf{X}}, P_{\mathbf{X}^*}] \quad (64)$$

$$\geq \sum_i \frac{1}{2} \log \left( \frac{\lambda_i}{D_i} \right) - D[P_{\mathbf{X}}, P_{\mathbf{X}^*}] \quad (65)$$

$$= R^*(D) - D[P_{\mathbf{X}}, P_{\mathbf{X}^*}]. \quad (66)$$

where  $D_i = \min(\theta, \lambda_i)$  and  $\theta$  is such that  $D = \sum_i D_i$ . The inequality follows from the optimality of the water-filling solution given by the  $D_i$  [12, 44]. Bringing the KL divergence to the other side of the equation gives the desired result.  $\square$

**Theorem 1.** Let  $\mathbf{X} : \Omega \rightarrow \mathbb{R}^M$  be a random variable with finite differential entropy, zero mean and covariance  $\text{diag}(\lambda_1, \dots, \lambda_M)$ . Let  $\mathbf{U} \sim \mathcal{N}(0, \mathbf{I})$  and define

$$Z_i = \sqrt{1 - \gamma_i^2} X_i + \gamma_i \sqrt{\lambda_i} U_i, \quad \hat{\mathbf{X}} \sim P(\mathbf{X} | \mathbf{Z}). \quad (67)$$

where  $\gamma_i^2 = \min(1, \theta/\lambda_i)$  for some  $\theta$ . Further, let  $\mathbf{X}^*$  be a Gaussian random variable with the same first and second-order moments as  $\mathbf{X}$  and let  $\mathbf{Z}^*$  be defined analogously to  $\mathbf{Z}$  but in terms of  $\mathbf{X}^*$ . Then if  $R$  is the rate-distortion function of  $\mathbf{X}$  and  $R^*$  is the rate-distortion function of  $\mathbf{X}^*$ ,

$$I[\mathbf{X}, \mathbf{Z}] \leq R^*(D/2) - D_{\text{KL}}[P_{\mathbf{Z}} \parallel P_{\mathbf{Z}^*}] \quad (68)$$

$$\leq R(D/2) + D_{\text{KL}}[P_{\mathbf{X}} \parallel P_{\mathbf{X}^*}] - D_{\text{KL}}[P_{\mathbf{Z}} \parallel P_{\mathbf{Z}^*}] \quad (69)$$

where  $D = \mathbb{E}[\|\mathbf{X} - \hat{\mathbf{X}}\|^2]$ .

*Proof.* We have

$$D_i = \mathbb{E}[(X_i - \hat{X}_i)^2] \quad (70)$$

$$= \mathbb{E}[(X_i - \mathbb{E}[X_i | \mathbf{Z}] + \mathbb{E}[X_i | \mathbf{Z}] - \hat{X}_i)^2] \quad (71)$$

$$= \mathbb{E}[(X_i - \mathbb{E}[X_i | \mathbf{Z}])^2] + \mathbb{E}[(\mathbb{E}[X_i | \mathbf{Z}] - \hat{X}_i)^2] - 2(X_i - \mathbb{E}[X_i | \mathbf{Z}]) (\mathbb{E}[X_i | \mathbf{Z}] - \hat{X}_i) \quad (72)$$

$$= \mathbb{E}[(X_i - \mathbb{E}[X_i | \mathbf{Z}])^2] + \mathbb{E}[(\mathbb{E}[\hat{X}_i | \mathbf{Z}] - \hat{X}_i)^2] \quad (73)$$

$$- 2\mathbb{E}_{\mathbf{Z}}[\mathbb{E}_{X_i}[X_i - \mathbb{E}[X_i | \mathbf{Z}]] \mathbb{E}_{\hat{X}_i}[\mathbb{E}[X_i | \mathbf{Z}] - \hat{X}_i | \mathbf{Z}]] \quad (74)$$

$$= 2\mathbb{E}[(X_i - \mathbb{E}[X_i | \mathbf{Z}])^2] \quad (75)$$

$$\leq 2\mathbb{E}[(X_i - \sqrt{1 - \gamma_i^2} Z_i)^2] \quad (76)$$

$$= 2\mathbb{E}[(1 - (1 - \gamma_i^2))X_i - \sqrt{1 - \gamma_i^2} \gamma_i \sqrt{\lambda_i} U_i]^2 \quad (77)$$

$$= 2(\text{Var}[\gamma_i^2 X_i] + \text{Var}[\sqrt{1 - \gamma_i^2} \gamma_i \sqrt{\lambda_i} U_i]) \quad (78)$$

$$= 2(\gamma_i^4 \lambda_i + (1 - \gamma_i^2) \gamma_i^2 \lambda_i) \quad (79)$$

$$= 2\gamma_i^2 \lambda_i, \quad (80)$$

where in Eq. 74 we used that  $\mathbf{X} \perp \hat{\mathbf{X}} | \mathbf{Z}$  and in Eq. 75 we used that  $(\mathbf{X}, \mathbf{Z}) \sim (\hat{\mathbf{X}}, \mathbf{Z})$ . Eq. 76 follows because the conditional expectation minimizes the squared error among all estimators of  $X_i$ . For the overall distortion, we therefore have

$$D = \mathbb{E}[\|\mathbf{X} - \hat{\mathbf{X}}\|^2] = \sum_i D_i \leq 2 \sum_i \gamma_i^2 \lambda_i = D^*. \quad (81)$$



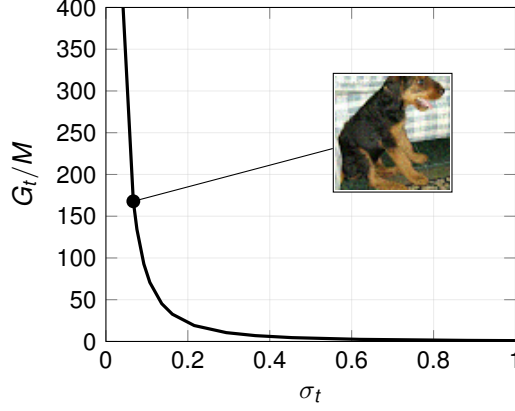


Figure 5: While  $G_0$  is undefined for images with discretized pixels, we may instead consider the distribution of pixels with imperceptible Gaussian noise added to it. We can estimate the corresponding  $G_t$  using the diffusion model, the results of which are shown in this plot.  $G_t$  converges to  $M$  as  $\sigma_t$  approaches 1.

Note that  $D^*$  is the distortion we would have gotten if  $\mathbf{X}$  were Gaussian (Eq. 14). Define

$$V_i = (1 - \gamma_i^2)^{-\frac{1}{2}} \gamma_i \sqrt{\lambda_i} U_i \quad \text{and} \quad Y_i = (1 - \gamma_i^2)^{-\frac{1}{2}} Z_i = X_i + V_i \quad (82)$$

and let  $\mathbf{Y}^*$  be the Gaussian random variable defined analogously to  $\mathbf{Y}$  except in terms of  $\mathbf{Z}^*$  instead of  $\mathbf{Z}$ . To obtain the rate, first observe that

$$I[\mathbf{X}^*, \mathbf{Z}^*] = I[\mathbf{X}^*, \mathbf{Y}^*] \quad (83)$$

$$= I[\mathbf{X}^*, \mathbf{X}^* + \mathbf{V}] \quad (84)$$

$$= h[\mathbf{X}^* + \mathbf{V}] - h[\mathbf{X}^* + \mathbf{V} | \mathbf{X}^*] \quad (85)$$

$$= h[\mathbf{X}^* + \mathbf{V}] - h[\mathbf{V}] \quad (86)$$

$$= h[\mathbf{X} + \mathbf{V}] - h[\mathbf{V}] + h[\mathbf{X}^* + \mathbf{V}] - h[\mathbf{X} + \mathbf{V}] \quad (87)$$

$$= h[\mathbf{X} + \mathbf{V}] - h[\mathbf{X} + \mathbf{V} | \mathbf{X}] + h[\mathbf{X}^* + \mathbf{V}] - h[\mathbf{X} + \mathbf{V}] \quad (88)$$

$$= I[\mathbf{X}, \mathbf{X} + \mathbf{V}] - \mathbb{E}[\log p_{\mathbf{Y}^*}(\mathbf{Y}^*)] + \mathbb{E}[\log p_{\mathbf{Y}}(\mathbf{Y})] \quad (89)$$

$$= I[\mathbf{X}, \mathbf{Y}] - \mathbb{E}[\log p_{\mathbf{Y}^*}(\mathbf{Y}^*)] + \mathbb{E}[\log p_{\mathbf{Y}}(\mathbf{Y})] \quad (90)$$

$$= I[\mathbf{X}, \mathbf{Y}] - \mathbb{E}[\log p_{\mathbf{Y}^*}(\mathbf{Y})] + \mathbb{E}[\log p_{\mathbf{Y}}(\mathbf{Y})] \quad (91)$$

$$= I[\mathbf{X}, \mathbf{Y}] + D_{\text{KL}}[P_{\mathbf{Y}} || P_{\mathbf{Y}^*}] \quad (92)$$

$$= I[\mathbf{X}, \mathbf{Z}] + D_{\text{KL}}[P_{\mathbf{Z}} || P_{\mathbf{Z}^*}]. \quad (93)$$

where the first step and last step follow from the invariance of mutual information and KL divergence under invertible transformations. Eq. 91 follows because  $\log p_{\mathbf{Y}^*}$  is a quadratic form and  $\mathbf{Y}$  and  $\mathbf{Y}^*$  have matching moments. We therefore have

$$I[\mathbf{X}, \mathbf{Z}] = I[\mathbf{X}^*, \mathbf{Z}^*] - D_{\text{KL}}[P_{\mathbf{Z}} || P_{\mathbf{Z}^*}] \quad (94)$$

$$= R^*(D^*/2) - D_{\text{KL}}[P_{\mathbf{Z}} || P_{\mathbf{Z}^*}] \quad (95)$$

$$\leq R^*(D/2) - D_{\text{KL}}[P_{\mathbf{Z}} || P_{\mathbf{Z}^*}] \quad (96)$$

$$\leq R(D/2) + D_{\text{KL}}[P_{\mathbf{X}} || P_{\mathbf{X}^*}] - D_{\text{KL}}[P_{\mathbf{Z}} || P_{\mathbf{Z}^*}], \quad (97)$$

where the second equality is due to Eq. 14, the first inequality is due to  $D \leq D^*$ , and the second inequality follows from the Shannon lower bound and Lemma 2.  $\square$

## E Proof of Theorem 2

Theorem 2 compares the reconstruction error of  $\hat{\mathbf{X}}_A \sim P(\mathbf{X} | \mathbf{Z}_t)$  with  $\mathbf{X}_F = \hat{\mathbf{Z}}_0$  where  $\hat{\mathbf{Z}}_0$  is the solution of

$$d\mathbf{z}_t = \left( -\frac{1}{2}\beta_t \mathbf{z}_t - \frac{1}{2}\beta_t \nabla \ln p_t(\mathbf{z}_t) \right) dt. \quad (98)$$

given  $\mathbf{Z}_t = \sqrt{1 + \sigma_t^2} \mathbf{X} + \sigma_t \mathbf{U}$  as initial condition. To derive the following results it is often more convenient to work with the “variance exploding” diffusion process

$$\mathbf{Y}_t = (1 - \sigma_t^2)^{-\frac{1}{2}} \mathbf{Z}_t \sim \mathbf{X} + (1 - \sigma_t^2)^{-\frac{1}{2}} \sigma_t \mathbf{U} = \mathbf{X} + \eta_t \mathbf{U} \quad (99)$$

instead of the “variance preserving” process  $\mathbf{Z}_t$  [47]. We use  $\tilde{p}_t$  for the marginal density of  $\mathbf{Y}_t$  and reserve  $p_t$  for the density of  $\mathbf{Z}_t$ .

We further define the following quantity for continuously differentiable densities, which can be viewed as a measure of smoothness of a density,

$$G = \mathbb{E}[\|\nabla \ln p(\mathbf{X})\|^2]. \quad (100)$$

It can be shown that when  $\mathbb{E}[\|\mathbf{X}\|^2] = 1$ , we have  $G \geq M$  with equality when  $\mathbf{X}$  is isotropic Gaussian. That is, the isotropic Gaussian is the smoothest distribution (with a continuously differentiable density) as measured by  $G$ . We further define

$$G_t = \mathbb{E}[\|\nabla_{\mathbf{Z}} \log p_t(\mathbf{Z}_t)\|^2] \quad \text{and} \quad \tilde{G}_t = \mathbb{E}[\|\nabla_{\mathbf{Y}} \log \tilde{p}_t(\mathbf{Y}_t)\|^2] \quad (101)$$

which are linked by the chain rule,  $\tilde{G}_t = (1 - \sigma_t^2)G_t$ . Using the diffusion model, we can obtain estimates of  $G_t$  for ImageNet 64x64, which are shown in Fig. 5.

**Lemma 3.** *Diffusion increases the smoothness of a distribution,  $\tilde{G}_t \leq G_0$ .*

*Proof.* We have

$$\nabla_{\mathbf{Y}} \ln \tilde{p}_t(\mathbf{y}_t) = \int p(\mathbf{u} \mid \mathbf{y}_t) \nabla_{\mathbf{Y}} \ln \tilde{p}_t(\mathbf{y}) d\mathbf{u} \quad (102)$$

$$= \int p(\mathbf{u} \mid \mathbf{y}_t) \nabla_{\mathbf{Y}} \ln \frac{\tilde{p}_t(\mathbf{y}) p(\mathbf{u} \mid \mathbf{y}_t)}{p(\mathbf{u} \mid \mathbf{y}_t)} d\mathbf{u} \quad (103)$$

$$= \int p(\mathbf{u} \mid \mathbf{y}_t) \nabla_{\mathbf{Y}} \ln p(\mathbf{u}) p(\mathbf{y}_t \mid \mathbf{u}) d\mathbf{u} - \int p(\mathbf{u} \mid \mathbf{y}_t) \nabla_{\mathbf{Y}} \ln p(\mathbf{u} \mid \mathbf{y}_t) d\mathbf{u} \quad (104)$$

$$= \int p(\mathbf{u} \mid \mathbf{y}_t) \nabla_{\mathbf{Y}} \ln p(\mathbf{y}_t \mid \mathbf{u}) d\mathbf{x} - 0 \quad (105)$$

$$= \int p(\mathbf{u} \mid \mathbf{y}_t) \nabla_{\mathbf{Y}} \ln p_0(\mathbf{y}_t - \eta_t \mathbf{u}) d\mathbf{x} \quad (106)$$

and therefore

$$\tilde{G}_t = \mathbb{E}[\|\nabla_{\mathbf{Y}} \ln \tilde{p}_t(\mathbf{Y}_t)\|^2] \quad (107)$$

$$= \mathbb{E}[\|\mathbb{E}[\nabla_{\mathbf{Y}} \ln p_0(\mathbf{Y}_t - \eta_t \mathbf{U}) \mid \mathbf{Y}_t]\|^2] \quad (108)$$

$$\leq \mathbb{E}[\mathbb{E}[\|\nabla_{\mathbf{Y}} \ln p_0(\mathbf{Y}_t - \eta_t \mathbf{U})\|^2 \mid \mathbf{Y}_t]] \quad (109)$$

$$= \mathbb{E}[\|\nabla_{\mathbf{X}} \ln p_0(\mathbf{X})\|^2] \quad (110)$$

$$= G_0 \quad (111)$$

due to Jensen’s inequality.  $\square$

We will also need the following known useful identity, a special case of Tweedie’s formula [39]. We include a derivation for completeness.

**Lemma 4.** *Let  $\mathbf{X}$  have a density and let  $\mathbf{Y}_t$ ,  $\tilde{p}_t$ , and  $\eta_t$  be defined as above. Then*

$$\mathbb{E}[\mathbf{X} \mid \mathbf{y}_t] = \mathbf{y}_t + \eta_t^2 \nabla \ln \tilde{p}_t(\mathbf{y}_t). \quad (112)$$

*Proof.*

$$\nabla_{\mathbf{y}} \log \tilde{p}_t(\mathbf{y}_t) = \int p(\mathbf{x} | \mathbf{y}_t) \nabla_{\mathbf{y}} \log \tilde{p}_t(\mathbf{y}_t) d\mathbf{x} \quad (113)$$

$$= \int p(\mathbf{x} | \mathbf{y}_t) \nabla_{\mathbf{y}} \log \frac{\tilde{p}_t(\mathbf{y}_t) p(\mathbf{x} | \mathbf{y}_t)}{p(\mathbf{x} | \mathbf{y}_t)} d\mathbf{x} \quad (114)$$

$$= \int p(\mathbf{x} | \mathbf{y}_t) \nabla_{\mathbf{y}} \log (p(\mathbf{y}_t | \mathbf{x}) p(\mathbf{x})) d\mathbf{x} \quad (115)$$

$$- \int p(\mathbf{x} | \mathbf{y}_t) \nabla_{\mathbf{y}} \log p(\mathbf{x} | \mathbf{y}_t) d\mathbf{x} \quad (116)$$

$$= \int p(\mathbf{x} | \mathbf{y}_t) \nabla_{\mathbf{y}} \log p(\mathbf{y}_t | \mathbf{x}) d\mathbf{x} \quad (117)$$

$$= \int p(\mathbf{x} | \mathbf{y}_t) \nabla_{\mathbf{y}} \log \mathcal{N}(\mathbf{y}_t; \mathbf{x}, \eta_t^2 \mathbf{I}) d\mathbf{x} \quad (118)$$

$$= \int p(\mathbf{x} | \mathbf{y}_t) \frac{1}{\eta_t^2} (\mathbf{x} - \mathbf{y}_t) d\mathbf{x} \quad (119)$$

$$= \frac{1}{\eta_t^2} (\mathbb{E}[\mathbf{X} | \mathbf{y}_t] - \mathbf{y}_t) \quad (120)$$

□

**Lemma 5.** Let  $\mathbf{X}$  have a density and let  $\hat{\mathbf{X}}_A$ ,  $\eta_t$ , and  $G_t$  be defined as above. Then

$$\mathbb{E}[\|\hat{\mathbf{X}}_A - \mathbf{X}\|^2] = 2\eta_t^2 M - 2\eta_t^4 \tilde{G}_t \quad (121)$$

$$= 2\eta_t^2 M - 2\eta_t^4 (1 - \sigma_t^2) G_t \quad (122)$$

*Proof.*

$$\mathbb{E}[\|\hat{\mathbf{X}}_A - \mathbf{X}\|^2] = \mathbb{E}[\|\hat{\mathbf{X}}_A - \mathbf{Y}_t + \mathbf{Y}_t - \mathbf{X}\|^2] \quad (123)$$

$$= \mathbb{E}[\|\hat{\mathbf{X}}_A - \mathbf{Y}_t\|^2 + \|\mathbf{Y}_t - \mathbf{X}\|^2 + 2(\hat{\mathbf{X}}_A - \mathbf{Y}_t)^\top (\mathbf{Y}_t - \mathbf{X})] \quad (124)$$

$$= \mathbb{E}[\|\hat{\mathbf{X}}_A - \mathbf{Y}_t\|^2] + \mathbb{E}[\|\mathbf{Y}_t - \mathbf{X}\|^2] \quad (125)$$

$$+ 2\mathbb{E}[\mathbb{E}[\hat{\mathbf{X}}_A - \mathbf{Y}_t | \mathbf{Y}_t]^\top \mathbb{E}[\mathbf{Y}_t - \mathbf{X} | \mathbf{Y}_t]] \quad (126)$$

$$= \mathbb{E}[\|\mathbf{X} - \mathbf{Y}_t\|^2] + \mathbb{E}[\|\mathbf{Y}_t - \mathbf{X}\|^2] \quad (127)$$

$$+ 2\mathbb{E}[\mathbb{E}[\mathbf{X} - \mathbf{Y}_t | \mathbf{Y}_t]^\top \mathbb{E}[\mathbf{Y}_t - \mathbf{X} | \mathbf{Y}_t]] \quad (128)$$

$$= 2\mathbb{E}[\|\mathbf{Y}_t - \mathbf{X}\|^2] - 2\mathbb{E}[\|\mathbb{E}[\mathbf{Y}_t - \mathbf{X} | \mathbf{Y}_t]\|^2] \quad (129)$$

$$= 2\mathbb{E}[\|\eta_t \mathbf{U}_t\|^2] - 2\mathbb{E}[\|\mathbf{Y}_t - \mathbb{E}[\mathbf{X} | \mathbf{Y}_t]\|^2] \quad (130)$$

$$= 2\eta_t^2 M - 2\mathbb{E}[\|\eta_t^2 \nabla_{\mathbf{y}} \log \tilde{p}_t(\mathbf{Y}_t)\|^2] \quad (131)$$

$$= 2\eta_t^2 M - 2\mathbb{E}[\|\eta_t^2 (1 - \sigma_t^2)^{\frac{1}{2}} \nabla_{\mathbf{z}} \log p_t(\mathbf{Z}_t)\|^2] \quad (132)$$

$$= 2\eta_t^2 M - 2\eta_t^4 (1 - \sigma_t^2) G_t \quad (133)$$

□

**Lemma 6.** Let  $\mathbf{X}$  have a density and let  $\hat{\mathbf{X}}_F$ ,  $\eta_t$ , and  $G_0$  be defined as above. Then

$$\mathbb{E}[\|\hat{\mathbf{X}}_F - \mathbf{Y}_t\|^2] \leq \frac{1}{4} \eta_t^4 G_0. \quad (134)$$

*Proof.* We have

$$\mathbb{E}[\|\hat{\mathbf{X}}_F - \mathbf{Y}_t\|^2] = \mathbb{E}[\|F_t^{-1}(\mathbf{Y}_t) - \mathbf{Y}_t\|^2] = \mathbb{E}[\|\mathbf{X} - F_t(\mathbf{X})\|^2] \quad (135)$$

where  $F_t$  is the invertible function which maps  $\mathbf{x}$  to  $\mathbf{y}_t$  according to the ODE

$$d\mathbf{y}_t = -\alpha_t \nabla \log p_t(\mathbf{y}_t) dt, \quad \mathbf{y}_0 = \mathbf{x}, \quad (136)$$

where  $\alpha_t$  relates to  $\eta_t$  as follows,

$$\eta_t = \sqrt{2 \int_0^t \alpha_\tau d\tau}. \quad (137)$$

Different schedules are equivalent up to reparametrization of the time parameter [28]. For now, assume the parametrization  $\alpha_t = 1$  (or  $\eta_t = \sqrt{2t}$ ). Integrating the above ODE then yields

$$\mathbf{y}_t = F_t(\mathbf{x}) = \mathbf{x} - \int_0^t \nabla \ln p_\tau(\mathbf{y}_\tau) d\tau. \quad (138)$$

Consider the following Riemann sum approximation of  $F_t$ ,

$$F_{t,N}(\mathbf{x}) = \mathbf{x} - \sum_{n=0}^{N-1} \frac{t}{N} \nabla \ln p_{t_n}(\mathbf{y}_{t_n}) \quad (139)$$

where  $t_n = nt/N$  and  $\mathbf{y}_{t_n} = F_{t_n}(\mathbf{x})$ . Since the gradient of the log-density is continuous and the integral is over a compact interval, the partial derivatives are bounded inside the interval and the Riemann sum converges to

$$F_t(\mathbf{x}) = \lim_{N \rightarrow \infty} F_{t,N}(\mathbf{x}). \quad (140)$$

Thus,

$$\mathbb{E}[\|\mathbf{X} - F_t(\mathbf{X})\|^2] = \mathbb{E}[\|\mathbf{X} - \lim_{N \rightarrow \infty} F_{t,N}(\mathbf{X})\|^2] \quad (141)$$

$$= \mathbb{E} \left[ \left\| \lim_{N \rightarrow \infty} \sum_{n=0}^{N-1} \frac{t}{N} \nabla \ln \tilde{p}_{t_n}(\mathbf{Y}_{t_n}) \right\|^2 \right] \quad (142)$$

$$= \mathbb{E} \left[ \lim_{N \rightarrow \infty} \left\| \sum_{n=0}^{N-1} \frac{t}{N} \nabla \ln \tilde{p}_{t_n}(\mathbf{Y}_{t_n}) \right\|^2 \right] \quad (143)$$

$$\leq \mathbb{E} \left[ \lim_{N \rightarrow \infty} \sum_{n=0}^{N-1} \frac{1}{N} \|t \nabla \ln \tilde{p}_{t_n}(\mathbf{Y}_{t_n})\|^2 \right] \quad (144)$$

$$= \lim_{N \rightarrow \infty} \frac{t^2}{N} \sum_{n=0}^{N-1} \mathbb{E} [\|\nabla \ln \tilde{p}_{t_n}(\mathbf{Y}_{t_n})\|^2] \quad (145)$$

$$= \lim_{N \rightarrow \infty} \frac{t^2}{N} \sum_{n=0}^{N-1} \tilde{G}_{t_n} \quad (146)$$

$$\leq \lim_{N \rightarrow \infty} \frac{t^2}{N} \sum_{n=0}^{N-1} G_0 \quad (147)$$

$$= t^2 G_0 \quad (148)$$

$$= \frac{1}{4} \eta_t^4 G_0, \quad (149)$$

Eq. 144 again uses Jensen's inequality. Eq. 145 (swapping limit and expectation) follows from the dominated convergence theorem since each element of the sequence is bounded by  $t^2 G_0$  (Lemma 3).  $\square$

**Lemma 7.** *Let  $\mathbf{X}$  have a smooth density and let  $\hat{\mathbf{X}}_F$ ,  $\eta_t$ , and  $G_0$  be defined as above. Then*

$$\mathbb{E}[\|\hat{\mathbf{X}}_F - \mathbf{X}\|^2] \leq \eta_t^2 M + \frac{1}{2} \eta_t^4 G_0 + 2\eta_t^4 (1 - \sigma_t^2) G_t. \quad (150)$$

*Proof.*

$$\mathbb{E}[\|\hat{\mathbf{X}}_F - \mathbf{X}\|^2] = \mathbb{E}[\|\hat{\mathbf{X}}_F - \mathbb{E}[\mathbf{X} | \mathbf{Y}_t] + \mathbb{E}[\mathbf{X} | \mathbf{Y}_t] - \mathbf{X}\|^2] \quad (151)$$

$$= \mathbb{E}[\|\hat{\mathbf{X}}_F - \mathbb{E}[\mathbf{X} | \mathbf{Y}_t]\|^2] + \mathbb{E}[\|\mathbb{E}[\mathbf{X} | \mathbf{Y}_t] - \mathbf{X}\|^2] + 0 \quad (152)$$

$$\leq \mathbb{E}[\|\hat{\mathbf{X}}_F - \mathbb{E}[\mathbf{X} | \mathbf{Y}_t]\|^2] + \mathbb{E}[\|\mathbf{Y}_t - \mathbf{X}\|^2] \quad (153)$$

$$= \mathbb{E}[\|\hat{\mathbf{X}}_F - \mathbf{Y}_t + \eta_t^2 \nabla \ln \tilde{p}_t(\mathbf{Y}_t)\|^2] + \mathbb{E}[\|\eta_t \mathbf{U}\|^2] \quad (154)$$

$$= \mathbb{E} \left[ 4 \left\| \frac{1}{2} (\hat{\mathbf{X}}_F - \mathbf{Y}_t) + \frac{1}{2} (\eta_t^2 \nabla \ln \tilde{p}_t(\mathbf{Y}_t)) \right\|^2 \right] + \eta_t^2 M \quad (155)$$

$$\leq 2\mathbb{E}[\|\hat{\mathbf{X}}_F - \mathbf{Y}_t\|^2] + 2\mathbb{E}[\|\eta_t^2 \nabla \ln \tilde{p}_t(\mathbf{Y}_t)\|^2] + \eta_t^2 M \quad (156)$$

$$= 2\mathbb{E}[\|\hat{\mathbf{X}}_F - \mathbf{Y}_t\|^2] + 2\eta_t^4 (1 - \sigma_t^2) G_t + \eta_t^2 M \quad (157)$$

$$\leq \frac{1}{2} \eta_t^4 G_0 + 2\eta_t^4 (1 - \sigma_t^2) G_t + \eta_t^2 M \quad (158)$$

where the first inequality is due to the conditional expectation minimizing squared error, the second inequality is due to Jensen's inequality and the last inequality is due to Lemma 6.  $\square$

We are finally in a position to prove Theorem 2.

**Theorem 2.** Let  $\mathbf{X} : \Omega \rightarrow \mathbb{R}^M$  have a smooth density  $p$  with finite

$$G = \mathbb{E}[\|\nabla \ln p(\mathbf{X})\|^2]. \quad (159)$$

Let  $\mathbf{Z}_t = \sqrt{1 - \sigma_t^2} \mathbf{X} + \sigma_t \mathbf{U}$  with  $\mathbf{U} \sim \mathcal{N}(0, \mathbf{I})$ . Let  $\hat{\mathbf{X}}_A \sim P(\mathbf{X} | \mathbf{Z}_t)$  and let  $\hat{\mathbf{X}}_F = \hat{\mathbf{Z}}_0$  be the solution to Eq. 6 with  $\mathbf{Z}_t$  as initial condition. Then

$$\lim_{\sigma_t \rightarrow 0} \frac{\mathbb{E}[\|\hat{\mathbf{X}}_F - \mathbf{X}\|^2]}{\mathbb{E}[\|\hat{\mathbf{X}}_A - \mathbf{X}\|^2]} = \frac{1}{2} \quad (160)$$

*Proof.* The limit is to be understood as the one-sided limit from above. We have

$$\lim_{\sigma_t \rightarrow 0} \frac{\mathbb{E}[\|\hat{\mathbf{X}}_F - \mathbf{X}\|^2]}{\mathbb{E}[\|\hat{\mathbf{X}}_A - \mathbf{X}\|^2]} \leq \lim_{\sigma_t \rightarrow 0} \frac{\eta_t^2 M + \frac{1}{2} \eta_t^4 G_0 + 2\eta_t^4 (1 - \sigma_t^2) G_t}{2\eta_t^2 M - 2\eta_t^4 (1 - \sigma_t^2) G_t} \quad (161)$$

$$\leq \lim_{\sigma_t \rightarrow 0} \frac{\eta_t^2 M + \frac{1}{2} \eta_t^4 G_0 + 2\eta_t^4 G_0}{2\eta_t^2 M - 2\eta_t^4 G_0} \quad (162)$$

$$= \lim_{\eta_t \rightarrow 0} \frac{2\eta_t M + 2\eta_t^3 G_0 + 8\eta_t^3 G_0}{4\eta_t M - 8\eta_t^3 G_0} \quad (163)$$

$$= \lim_{\eta_t \rightarrow 0} \frac{2M + 6\eta_t^2 G_0 + 24\eta_t^2 G_0}{4M - 24\eta_t^2 G_0} \quad (164)$$

$$= \frac{2M}{4M} \quad (165)$$

$$= \frac{1}{2} \quad (166)$$

where the first inequality follows from Lemmas 5 and 7, the second inequality is due to Lemma 3, and we applied L'Hôpital's rule twice.  $\square$

## F Proof of Theorem 3

**Theorem 3.** Let  $\mathbf{X} = \mathbf{Q}\mathbf{S}$  where  $\mathbf{Q}$  is an orthogonal matrix and  $\mathbf{S} : \Omega \rightarrow \mathbb{R}^M$  is a random vector with smooth density and  $S_i \perp\!\!\!\perp S_j$  for all  $i \neq j$ . Define

$$\mathbf{Z}_t = \sqrt{1 - \sigma_t^2} \mathbf{X} + \sigma_t \mathbf{U} \quad \text{where} \quad \mathbf{U} \sim \mathcal{N}(0, \mathbf{I}). \quad (167)$$

If  $\hat{\mathbf{X}}_F = \hat{\mathbf{Z}}_0$  is the solution to the ODE in Eq. 6 given  $\mathbf{Z}_t$  as initial condition, then

$$\mathbb{E}[\|\hat{\mathbf{X}}_F - \mathbf{X}\|^2] \leq \mathbb{E}[\|\hat{\mathbf{X}}' - \mathbf{X}\|^2] \quad (168)$$

for any  $\hat{\mathbf{X}}'$  with  $\hat{\mathbf{X}}' \perp\!\!\!\perp \mathbf{X} | \mathbf{Z}_t$  which achieves perfect realism,  $\hat{\mathbf{X}}' \sim \mathbf{X}$ .

*Proof.* Define the variance exploding diffusion process as

$$d\mathbf{Y}_t = \sqrt{\zeta_t} d\mathbf{W}_t \quad \text{with} \quad (1 - \sigma_t^2)^{-\frac{1}{2}} \sigma_t^2 = \int_0^t \zeta_\tau d\tau \quad (169)$$

so that

$$\mathbf{Y}_t = (1 - \sigma_t^2)^{-\frac{1}{2}} \mathbf{Z}_t \sim \mathbf{X} + (1 - \sigma_t^2)^{-\frac{1}{2}} \sigma_t^2 \mathbf{U} = \mathbf{X} + \eta_t \mathbf{U}. \quad (170)$$

Further define  $F_t$  as the function which maps  $\mathbf{x}$  to the solution of the ODE in Eq. 6 with starting condition  $\mathbf{z}_0 = \mathbf{x}$ . Then  $F_t$  is invertible [47] and we can write  $\hat{\mathbf{X}}_F = F_t^{-1}(\mathbf{Z}_t)$ . Further, let  $\tilde{F}_t$  be the corresponding function for the variance exploding process such that

$$\tilde{F}_t^{-1}(\mathbf{y}) = F_t^{-1} \left( \sqrt{1 - \sigma_t^2} \mathbf{y} \right), \quad \hat{\mathbf{X}}_F = \tilde{F}_t^{-1}(\mathbf{Y}_t). \quad (171)$$

For arbitrary  $\hat{\mathbf{X}}$  with  $\hat{\mathbf{X}} \perp\!\!\!\perp \mathbf{X} \mid \mathbf{Y}_t$ , we have

$$\mathbb{E}[\|\hat{\mathbf{X}} - \mathbf{X}\|^2] = \mathbb{E}[\|\hat{\mathbf{X}} - \mathbb{E}[\mathbf{X} \mid \mathbf{Y}_t] + \mathbb{E}[\mathbf{X} \mid \mathbf{Y}_t] - \mathbf{X}\|^2] \quad (172)$$

$$= \mathbb{E}[\|\hat{\mathbf{X}} - \mathbb{E}[\mathbf{X} \mid \mathbf{Y}_t]\|^2] + \mathbb{E}[\|\mathbb{E}[\mathbf{X} \mid \mathbf{Y}_t] - \mathbf{X}\|^2] \quad (173)$$

$$+ \mathbb{E}[(\hat{\mathbf{X}} - \mathbb{E}[\mathbf{X} \mid \mathbf{Y}_t])^\top (\mathbb{E}[\mathbf{X} \mid \mathbf{Y}_t] - \mathbf{X})] \quad (174)$$

$$= \mathbb{E}[\|\hat{\mathbf{X}} - \mathbb{E}[\mathbf{X} \mid \mathbf{Y}_t]\|^2] + \mathbb{E}[\|\mathbb{E}[\mathbf{X} \mid \mathbf{Y}_t] - \mathbf{X}\|^2] \quad (175)$$

$$+ \mathbb{E}_{\mathbf{Y}_t}[\mathbb{E}_{\hat{\mathbf{X}}}[\hat{\mathbf{X}} - \mathbb{E}[\mathbf{X} \mid \mathbf{Y}_t] \mid \mathbf{Y}_t]^\top \mathbb{E}_{\mathbf{X}}[\mathbb{E}[\mathbf{X} \mid \mathbf{Y}_t] - \mathbf{X} \mid \mathbf{Y}_t]] \quad (176)$$

$$= \mathbb{E}[\|\hat{\mathbf{X}} - \mathbb{E}[\mathbf{X} \mid \mathbf{Y}_t]\|^2] + \mathbb{E}[\|\mathbb{E}[\mathbf{X} \mid \mathbf{Y}_t] - \mathbf{X}\|^2] \quad (177)$$

Define  $\hat{\mathbf{X}}_{\text{MSE}} = \psi_t(\mathbf{Y}_t) = \mathbb{E}[\mathbf{X} \mid \mathbf{Y}_t]$ .

Assume  $M = 1$  so that  $X = S$ . We first show that then  $\psi_t$  is a monotone function of  $y_t$ :

$$\psi'(y_t) = \frac{\partial}{\partial y} \mathbb{E}[X \mid y_t] \quad (178)$$

$$= \frac{\partial}{\partial y} \left( y_t + \eta_t^2 \frac{\partial}{\partial y} \ln \tilde{p}_t(y_t) \right) \quad (179)$$

$$= 1 + \eta_t^2 \frac{\partial^2}{\partial y^2} \ln \tilde{p}_t(y_t) \quad (180)$$

$$= 1 + \eta_t^2 \int p(x \mid y_t) \frac{\partial^2}{\partial y^2} \ln \frac{\tilde{p}_t(y_t) p(x \mid y_t)}{p(x \mid y_t)} dx \quad (181)$$

$$= 1 + \eta_t^2 \int p(x \mid y_t) \frac{\partial^2}{\partial y^2} \ln \tilde{p}_t(y_t \mid x) dx - \eta_t^2 \int p(x \mid y_t) \frac{\partial^2}{\partial y^2} \ln p(x \mid y_t) dx \quad (182)$$

$$= 1 - \frac{1}{2\eta_t^2} \eta_t^2 \int p(x \mid y_t) \frac{\partial^2}{\partial y^2} (y_t - x)^2 dx + \eta_t^2 J(y_t) \quad (183)$$

$$= 1 - \int p(x \mid y_t) \frac{\partial}{\partial y} (y_t - x) dx + \eta_t^2 J(y_t) \quad (184)$$

$$= 1 - \int p(x \mid y_t) dx + \eta_t^2 J(y_t) \quad (185)$$

$$= \eta_t^2 J(y_t) \quad (186)$$

$$= \eta_t^2 \int p(x \mid y_t) \left( \frac{\partial}{\partial y} \ln p(x \mid y_t) \right)^2 dx \quad (187)$$

$$\geq 0 \quad (188)$$

where  $J(y_t)$  is the Fisher information of  $y_t$ . Assume  $\psi'(y_t) = 0$  for some  $y_t$ . Then

$$\frac{\partial}{\partial y} \ln p(X \mid y_t) = 0 \quad (189)$$

almost surely (Eq. 187). Then also

$$\frac{\partial}{\partial y} \ln p(X \mid y_t) = \frac{\partial}{\partial y} \ln \frac{p(y_t \mid x) p(X)}{\tilde{p}_t(y_t)} = \frac{\partial}{\partial y} \ln p(y_t \mid X) + \frac{\partial}{\partial y} \ln \tilde{p}_t(y_t) = 0 \quad (190)$$

or

$$\frac{1}{\eta_t^2}(y_t - X) = -\frac{\partial}{\partial y} \ln p(y_t | X) = \frac{\partial}{\partial y} \ln \tilde{p}_t(y_t) \quad (191)$$

almost surely. This implies  $X$  is almost surely constant, that is,  $p(x | y_t)$  is a degenerate distribution. But this contradicts our assumption that  $p(x)$  is smooth. Since  $p(y_t | x)$  is Gaussian with mean  $x$  and therefore smooth as a function of  $x$ ,  $p(x | y_t) \propto p(x)p(y_t | x)$  must also be smooth. Hence, we must have  $\psi'(y_t) > 0$  everywhere. Since  $\psi(y_t)$  is strictly monotone it is also invertible.

Consider the squared Wasserstein metric,

$$W_2^2[P_X, P_{\hat{X}_{\text{MSE}}}] = \inf_{\hat{X}: \hat{X} \sim X} \mathbb{E}[(\hat{X} - \hat{X}_{\text{MSE}})^2] \quad (192)$$

where the infimum is over all random variables with the same marginal distribution as  $X$  and which may depend on  $\hat{X}_{\text{MSE}}$  (or equivalently may depend on  $Y_t$ ). The solution to this problem is known from transportation theory to be  $\hat{X}^* = \Phi_0^{-1}(\Phi_t(\hat{X}_{\text{MSE}}))$  [e.g., 30], where  $\Phi_0$  is the CDF of  $X$ ,  $\Phi_t$  is the CDF of  $X_{\text{MSE}}$ , and it is assumed that the measure of  $X$  is absolutely continuous with respect to the Lebesgue measure. We have

$$\Phi_0(x) = P(X \leq x) \quad (193)$$

$$= P(\tilde{F}_t^{-1}(Y_t) \leq x) \quad (194)$$

$$= P(Y_t \leq F_t(x)) \quad (195)$$

$$= P(\psi_t^{-1}(\hat{X}_{\text{MSE}}) \leq \tilde{F}_t(x)) \quad (196)$$

$$= P(\hat{X}_{\text{MSE}} \leq \hat{\psi}_t(\tilde{F}_t(x))) \quad (197)$$

$$= \Phi_t(\psi_t(\tilde{F}_t(x))), \quad (198)$$

implying

$$\hat{X}^* = \Phi_0^{-1}(\Phi_t(\hat{X}_{\text{MSE}})) \quad (199)$$

$$= \tilde{F}_t^{-1}(\psi_t^{-1}(\hat{X}_{\text{MSE}})) \quad (200)$$

$$= \tilde{F}_t^{-1}(Y_t) \quad (201)$$

$$= \hat{X}_F \quad (202)$$

and therefore that  $\hat{X}_F$  is optimal.

Now let  $M > 1$ . Since  $\mathbb{E}[\|\hat{\mathbf{X}}_F - \mathbf{X}\|^2]$  is invariant under the choice of  $\mathbf{Q}$ , we can assume  $\mathbf{Q} = \mathbf{I}$  without changing the results of our analysis so that  $\mathbf{X} = \mathbf{S}$  and  $(X_i, Y_{ti}) \perp\!\!\!\perp (X_j, Y_{tj})$  for  $i \neq j$ . Since then

$$\ln p_t(\mathbf{z}_t) = \sum_i \ln p_{ti}(z_{ti}), \quad (203)$$

the ODE (Eq. 6) can be decomposed into  $M$  separate problems

$$dz_{ti} = \left( -\frac{1}{2}\beta_t z_{ti} - \frac{1}{2}\beta_t \frac{\partial}{\partial z_{ti}} \ln p_{ti}(z_{ti}) \right) dt \quad (204)$$

for which we already know the solution is of the form  $z_{ti} = (1 - \sigma_t^2)y_{ti}$  with

$$y_{ti} = \tilde{F}_{ti}^{-1}(x_i) = \hat{\psi}_{ti}^{-1}(\Phi_{ti}^{-1}(\Phi_{0i}(x_i))), \quad (205)$$

where  $\Phi_{ti}$  is the CDF of

$$\hat{X}_{i,\text{MSE}} = \mathbb{E}[X_i | Y_{ti}] = \mathbb{E}[X_i | \mathbf{Y}_t] = \hat{X}_{\text{MSE},i}. \quad (206)$$



On the other hand,

$$\inf_{\hat{\mathbf{X}}: \hat{\mathbf{X}} \sim \mathbf{X}} \mathbb{E}[\|\hat{\mathbf{X}} - \hat{\mathbf{X}}_{\text{MSE}}\|^2] = \inf_{\hat{\mathbf{X}}: \hat{\mathbf{X}} \sim \mathbf{X}} \sum_i \mathbb{E}[(\hat{X}_i - \hat{X}_{\text{MSE},i})^2] \quad (207)$$

$$\geq \sum_i \inf_{\hat{\mathbf{X}}: \hat{\mathbf{X}} \sim \mathbf{X}} \mathbb{E}[(\hat{X}_i - \hat{X}_{\text{MSE},i})^2] \quad (208)$$

$$\geq \sum_i \inf_{\hat{X}_i: \hat{X}_i \sim X_i} \mathbb{E}[(\hat{X}_i - \hat{X}_{\text{MSE},i})^2] \quad (209)$$

$$= \sum_i \inf_{\hat{X}_i: \hat{X}_i \sim X_i} \mathbb{E}[(\hat{X}_i - \hat{X}_{i,\text{MSE}})^2] \quad (210)$$

$$= \sum_i \mathbb{E}[(\Phi_{0i}^{-1}(\Phi_{ti}(\hat{X}_{i,\text{MSE}})) - \hat{X}_{i,\text{MSE}})^2] \quad (211)$$

$$= \sum_i \mathbb{E}[(\hat{X}_{F,i} - \hat{X}_{\text{MSE},i})^2] \quad (212)$$

$$= \mathbb{E}[\|\hat{\mathbf{X}}_F - \hat{\mathbf{X}}_{\text{MSE}}\|^2]. \quad (213)$$

That is,  $\hat{\mathbf{X}}_F$  minimizes the squared error among all reconstructions achieving perfect realism. The second inequality follows due to the weaker constraint on the right-hand side;  $\hat{\mathbf{X}} \sim \mathbf{X}$  implies  $\hat{X}_i \sim X_i$  but not vice versa. Eqs. 211 and 212 follow from our proof of the case  $M = 1$ .  $\square$

## **G Societal impact**

Lossy compression achieving perfect realism produces reconstructions which are indistinguishable from real data. While this property is desirable in applications such as video streaming for entertainment, it is problematic in applications such as surveillance, medical imaging, or document compression where the image content influences critical decisions. The availability of better generative compression methods increases the risk of misuse in these areas.

## **H Compute resources**

Training VDM took about 13 days using 32 TPUv3 cores (<https://cloud.google.com/tpu>). No hyperparameter searches were performed to tune VDM for this paper. Training one HiFiC model took about 4 days using 2 V100 GPUs and we trained 10 models targeting 5 different bitrates (with and without pretrained weights). A few additional training runs were performed for HiFiC to tune the architecture (reducing the stride) while targeting a single bitrate.

## I Additional figures




Figure 6: Top images visualize messages communicated at the estimated bitrate shown in black. The left-most bitrate corresponds to lossless compression with our VDM model. The bottom row shows reconstructions produced by DiffC-F and corresponding PSNR values in red.



	DiffC-F/A		HiFiC	BPG	JPEG		DiffC-F/A		HiFiC	BPG	JPEG
	0.3294	0.3294	0.3555	0.3438	0.3320		0.4241	0.4213	0.4238	0.4414	0.4043
	21.0dB	19.7dB	19.3dB	19.5dB	17.5dB		23.9dB	22.1dB	19.4dB	19.5dB	16.8dB
	0.2829	0.2822	0.2598	0.2520	0.2773		0.2590	0.2572	0.2910	0.2461	0.3008
	25.2dB	23.3dB	21.5dB	21.6dB	19.6dB		25.8dB	24.2dB	21.8dB	22.3dB	19.4dB
	0.1908	0.1908	0.1758	0.1582	0.1758		0.2879	0.2895	0.2988	0.2969	0.2871
	23.0dB	21.6dB	21.5dB	23.0dB	21.5dB		25.1dB	23.5dB	22.4dB	21.8dB	18.2dB
	0.2458	0.2445	0.2832	0.2656	0.2871		0.2510	0.2502	0.2578	0.2441	0.2520
	26.7dB	25.2dB	22.9dB	22.0dB	19.7dB		25.1dB	23.7dB	22.3dB	22.0dB	18.7dB
	0.2963	0.2968	0.2773	0.2461	0.2852		0.2305	0.2305	0.2520	0.2480	0.2422
	25.4dB	23.0dB	21.2dB	21.7dB	19.9dB		23.2dB	21.6dB	21.6dB	21.4dB	19.3dB
	0.3332	0.3286	0.4160	0.4766	0.4102		0.1586	0.1563	0.2051	0.1953	0.1855
	26.4dB	23.9dB	20.6dB	20.8dB	17.6dB		27.9dB	26.1dB	24.9dB	26.3dB	23.6dB
	0.4029	0.4100	0.3828	0.4219	0.3633		0.3694	0.3694	0.3789	0.3203	0.3828
	24.3dB	22.5dB	19.8dB	19.7dB	16.9dB		21.5dB	19.4dB	19.7dB	19.9dB	18.9dB

Figure 7: Additional reconstructions generated by different compression methods. The left-most column shows the uncompressed image. Bitrates are shown in black and PSNR values in red.

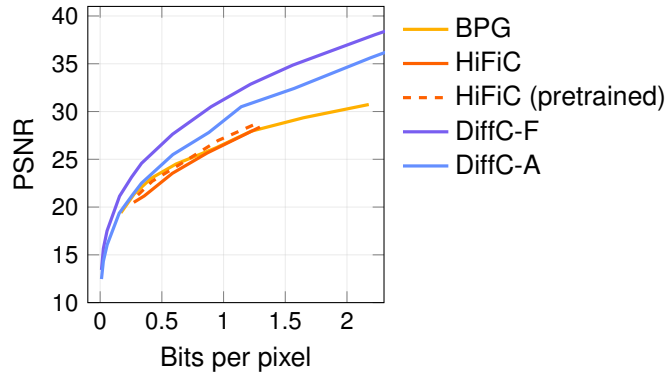


Figure 8: PSNR values in Section 5 were computed by calculating a PSNR score for each image and averaging. In contrast, this plot shows PSNR values corresponding to the average MSE.

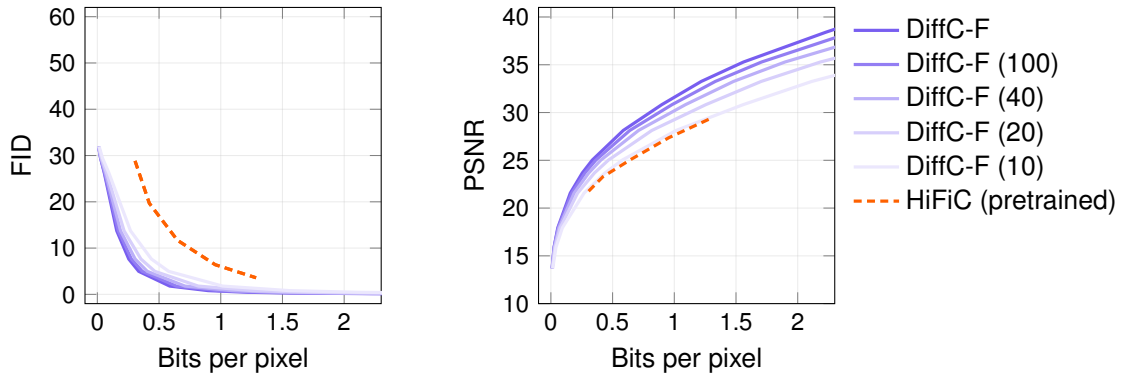


Figure 9: Performance relative to an upper bound on the coding cost when progressively communicating information in chunks of  $B$  bits using the approach of Li and El Gamal [32]. At 10 bits the PSNR is comparable to our strongest baseline but the FID is still significantly lower.