

---

# Bootstrapped Transformer for Offline Reinforcement Learning

---

**Kerong Wang\*** Shanghai Jiao Tong University      **Hanye Zhao** Shanghai Jiao Tong University      **Xufang Luo** Microsoft Research Asia

**Kan Ren†** Microsoft Research Asia      **Weinan Zhang** Shanghai Jiao Tong University      **Dongsheng Li** Microsoft Research Asia

## Abstract

Offline reinforcement learning (RL) aims at learning policies from previously collected static trajectory data without interacting with the real environment. Recent works provide a novel perspective by viewing offline RL as a generic sequence generation problem, adopting sequence models such as Transformer architecture to model distributions over trajectories, and repurposing beam search as a planning algorithm. However, the training datasets utilized in general offline RL tasks are quite limited and often suffer from insufficient distribution coverage, which could be harmful to training sequence generation. In this paper, we propose a novel algorithm named Bootstrapped Transformer, which incorporates the idea of bootstrapping and leverages the learned model to self-generate more offline data to further boost the sequence model training. We conduct extensive experiments on two offline RL benchmarks and demonstrate that our model can largely remedy the existing offline RL training limitations and beat other strong baseline methods. We also analyze the generated pseudo data and the revealed characteristics may shed some light on offline RL training. The codes and supplementary materials are available at <https://seqml.github.io/bootorl>.

## 1 Introduction

Online reinforcement learning (RL) [42, 33, 8, 50] requires environments and interactions to train policies. However, such a requirement obstructs RL from being applied to many real-world problems where simulation environments are unavailable or interactions are incredibly costly. Offline RL tries to get rid of the requirement and learn policies from a previously collected offline dataset without interacting with the real environment. This setting enables more practical RL training in the real world and thus attracts lots of attention [27].

Unlike conventional approaches that focus on learning value functions [41] or computing policy gradients [34], recent works [32, 3] view the offline RL problem from a novel perspective, where it is considered a generic sequence generation problem. Specifically, these works utilize a mainstream sequence modeling neural network, i.e., Transformer [47], to model the joint distribution of the offline decision-making trajectory data, after discretizing each term vector within the transitions (states, rewards, actions), in a supervised learning (SL) manner. In such a sequence modeling framework, a trajectory consisting of states, actions, and rewards is viewed as a stream of tokens, and the learned Transformer can generate tokens in an autoregressive way and subsequently be utilized for execution in the real environments. This framework unifies multiple components in offline RL in one big

---

\*The work was conducted during the internship of Kerong Wang and Hanye Zhao at Microsoft Research.

†Correspondence to Kan Ren, contact: [kan.ren@microsoft.com](mailto:kan.ren@microsoft.com).

sequence model, such as estimation of behavior policy and modeling for predictive dynamics [32], thus achieving superior performance.

However, there exist two major data limitations in offline RL tasks, which might be harmful to training sequence generation models yet have not been well addressed in the previous works. First, the offline data coverage is limited. The training data in offline RL tasks could be collected by arbitrary policies like human experts or random policies, which cannot guarantee sufficient coverage of the whole state and action spaces [11, 36]. The second issue lies in the amount of training data. Specifically, the largest dataset in the widely-used offline RL benchmark D4RL [9] contains only about 4,000 trajectories, which is quite limited especially considering those in natural language sequence modeling such as WikiText [31] which contains about 3,800,000 sentence sequences. Such limited datasets may deteriorate the sequence generation model, since the common belief in the literature is that training sequence generation models from scratch often requires a large amount of data with rich information [24]. Therefore, handling limited datasets should be carefully considered in the sequence modeling methods in offline RL tasks.

Some previous works try to tackle the above data limitations via data augmentation to expand the data coverage, either through image augmentation [25, 52, 51] such as cropping, or by applying perturbations on the state inputs [26, 43]. Nevertheless, these works can neither be applicable for other types of observations except image-based input, nor ensure to be consistent with the underlying Markov decision process (MDP). Another way is to train an additional model learning environment dynamics [18, 20, 30, 53]. Yet it requires extra efforts, and the goals of model learning and policy optimization have not been aligned, which may derive suboptimal solutions [54]. Moreover, all these methods have not considered the advanced sequence modeling framework.

In this paper, we try to relieve these problems under the sequence modeling paradigm for offline RL. Specifically, we consider *using the learned model itself to generate data and remedy the limitations in training datasets*. We further propose a novel algorithm, **Bootstrapped Transformer (BooT)**, to implement the above idea. Generally, BooT uses Transformer to generate data and then uses the generated sequence data of high confidence to further train the model for bootstrapping. To make our study comprehensive, we investigate two generation schemes. The first one performs autoregressive generation, and the other uses the teacher-forcing strategy [48]. We also test two bootstrapping schemes. One trains the model further on the generated data and discards them once they have been used; the other uses the generated data repeatedly during the later training process.

In this way, the above issues in previous works can be addressed simultaneously. Specifically, the sequence generation model unifies predictive dynamics models and policies [32]; thus, we do not need to train extra environment models for generating data, and such a generation-based method can also be applied to proprioceptive observations (e.g., positions & velocities information). Moreover, since the sequence model learns the distribution of the dataset and models the sequence generation probability, the data generated by the learned model itself will be more consistent with the original offline data [29]. Thus, we expect higher consistency of the pseudo trajectory data generated by the model than those of adding random noises, which has been empirically verified in our experiment.

We further conduct comprehensive experiments on multiple offline RL benchmarks, and BooT achieves significant performance improvements. For Gym domain in D4RL benchmark, BooT even reaches a much higher average score than one of the baselines with a pre-trained 80 times larger model [39], which strongly demonstrates the superiority of BooT. We also provide an in-depth analysis of data generated by BooT with both qualitative and quantitative results. Visualization demonstrates that the generated data act as an expansion of the original training dataset. Besides, we quantitatively measure the difference between the original and generated trajectories, and empirically conclude that the generated pseudo trajectories from BooT generally lie in a neighborhood of the corresponding original trajectories while keeping consistent with the underlying MDP in RL tasks, providing strong support for our motivation.

## 2 Related Work

**Offline Reinforcement Learning.** Offline RL algorithms learn policies from a static dataset without interacting with the real environment [27]. Deploying off-policy RL algorithms directly into the offline setting suffers from the distributional shift problem, which could cause a significant performance drop, as revealed in [11]. To address this issue, model-free algorithms try to constrain the

policy closed to the behavior policy [11, 10] or penalize the values of out-of-distribution state-action pairs [23, 21]. On the other side, model-based algorithms [53, 20] simulate the real environment and generate more data for policy training. All these methods tend to require the policy to be pessimistic, while our algorithm does not involve this additional constraint. Besides, our algorithm is built upon the sequence generation framework, which is different from the above methods.

**Sequence Modeling.** Sequence modeling is a long-developed and popular area, and various methods have been proposed in natural language processing [16, 44], speech recognition [6], and information system [40]. Recently, Transformer [47] has illustrated powerful model performance and has been widely used in sequence modeling and generation tasks [5]. Some recent papers adapt Transformer into RL by viewing RL as a sequence modeling problem. Decision Transformer (DT) [3] learns the distribution of trajectories, and only predicts actions by feeding target rewards and previous states, rewards, and actions. Trajectory Transformer (TT) [32] further brings out the capability of the sequence model by predicting states, actions, and rewards and employing beam search. We leverage the paradigm of TT and provide a generation-based data augmentation methodology to improve the data coverage and further improve the performance. Recent works also try to use pre-trained Transformers on other domains and finetune on offline RL [39] or other decision-making [17, 28] tasks. We focus on the data augmentation method, which is different and compatible with the pre-training techniques.

**Data Augmentation (DA).** DA is a common approach to promoting data richness and enhancing modeling efficacy in supervised learning scenarios. They adopt data augmentation either through pseudo labeling [49], input perturbation [4], or generative model [15] to produce additional data. Although DA has not been widely used in RL tasks, recent works have shown the promising performance of DA in RL methods. Some of them target the data inefficiency issue. Specifically, RAD [26] incorporates common perturbation-based approaches, while DrQ [51], DrQ-v2 [52], and DrAC [37] also introduce regularization terms with respect to the augmented data in actor and critic. Some other works [14, 7, 13] try to achieve high stability for online RL via data augmentation. For offline RL, S4RL [43] provides various raw-state-based DA methods and takes similar regularization to DrQ. Different from the previous works, we augment the offline data distribution through sequence generation by the learned Transformer model to remedy the limitations in training datasets for better facilitating offline policy learning in this paper.

## 3 Preliminary

### 3.1 Online and Offline Reinforcement Learning

Generally, RL models the sequential decision making problem as a Markov Decision Process  $\mathcal{M} = (\mathcal{S}, \mathcal{A}, \mathcal{T}, r, \gamma)$ , where  $\mathcal{S}$  is the state space and  $\mathcal{A}$  is the action space. Given state  $\mathbf{s}, \mathbf{s}' \in \mathcal{S}$  and action  $\mathbf{a} \in \mathcal{A}$ ,  $\mathcal{T}(\mathbf{s}'|\mathbf{s}, \mathbf{a}): \mathcal{S} \times \mathcal{A} \times \mathcal{S} \rightarrow [0, 1]$  is the transition probability and  $r(\mathbf{s}, \mathbf{a}): \mathcal{S} \times \mathcal{A} \rightarrow \mathbb{R}$  defines the reward function.  $\gamma \in (0, 1]$  is the discount factor. The policy  $\pi: \mathcal{S} \times \mathcal{A} \rightarrow [0, 1]$  takes action  $\mathbf{a}$  at state  $\mathbf{s}$  with probability  $\pi(\mathbf{a}|\mathbf{s})$ . At time step  $t \in [1, T]$ , the accumulative discounted reward in the future, named reward-to-go, is  $R_t = \sum_{t'=t}^T \gamma^{t'-t} r_{t'}$ . The goal of *online* RL is to find a policy  $\pi$  that maximizes  $J = \mathbb{E}_{\mathbf{a}_t \sim \pi(\cdot|\mathbf{s}_t), \mathbf{s}_{t+1} \sim \mathcal{T}(\cdot|\mathbf{s}_t, \mathbf{a}_t)} [\sum_{t=1}^T \gamma^{t-1} r_t(\mathbf{s}_t, \mathbf{a}_t)]$  by learning from the transitions  $(\mathbf{s}, \mathbf{a}, r, \mathbf{s}')$  through interacting with the environment in an online manner [45].

Offline RL, instead of interacting with the real environment, makes use of a fixed dataset  $\mathcal{D}$  collected by behavior policy  $\pi_b$ , to learn a policy  $\pi$  that maximizes  $J$  for subsequent execution in the real environment. Here,  $\pi_b$  can either be a single policy or a mixture of policies and is inaccessible. We assume that the collected data is trajectory-wise, i.e.,  $\mathcal{D} = \{\boldsymbol{\tau}_i\}_{i=1}^D$ , where  $\boldsymbol{\tau} = \{(\mathbf{s}_i, \mathbf{a}_i, r_i, \mathbf{s}'_i)\}_{i=1}^T$ .

### 3.2 Offline Reinforcement Learning as Sequence Modeling

In this paper, we take the offline RL problem as a sequence modeling task, following the previous work [32]. We introduce the details of the sequence modeling paradigm in this subsection. After that, we illustrate our data augmentation and bootstrapping strategy to remedy the limitations in training datasets and further improve the learning performance in Sec. 4.

---

**Algorithm 1** Training Procedure of BooT

---

**Input:** The original training set  $\mathcal{D}$

**Parameter:** Number of epochs  $E$ , bootstrap epoch threshold  $k$ , generation percentage  $\eta\%$  and generation length  $T'$ .

**Note:** Either **BooT-o** or **BooT-r** is executed.

```
1: for  $i = 1, \dots, E$  do
2:   Initialize the set of generated trajectories  $\mathcal{G} = \emptyset$ 
3:   for each batch of trajectories  $\tau \subset \mathcal{D}$  do
4:     Train the model with  $\tau$  as Eq. (4)
5:     if  $i > k$  then # (perform bootstrapping)
6:       Generate  $K$  new trajectories  $\mathcal{G}' = \{\tau'_i\}_1^K$  from  $\tau$  as Eq. (5) and Eq. (6)
7:       Select  $\lfloor \eta\% \cdot K \rfloor$  trajectories with the highest confidence calculated as Eq. (9):
            $\mathcal{G}' \leftarrow \operatorname{argmax}_{S \subseteq \mathcal{G}', |S| = \lfloor \eta\% \cdot K \rfloor} (\sum_{\tau' \in S} c_{\tau'})$ 
8:       (BooT-o) Train the model with  $\tau' \in \mathcal{G}'$  as Eq. (4)
9:       (BooT-r)  $\mathcal{G} \leftarrow \mathcal{G} \cup \mathcal{G}'$ 
10:    end if
11:  end for
12:  (BooT-r)  $\mathcal{D} \leftarrow \mathcal{D} \cup \mathcal{G}$ 
13: end for
```

---

First, we treat each input trajectory  $\tau$  as a sequence and add reward-to-go  $R_t = \sum_{t'=t}^T \gamma^{t'-t} r_{t'}$  after reward  $r_t$  as auxiliary information at each timestep  $t$ , which acts as future heuristics for further execution planning,

$$\tau_{\text{aux}} = (\mathbf{s}_1, \mathbf{a}_1, r_1, R_1, \dots, \mathbf{s}_T, \mathbf{a}_T, r_T, R_T) . \quad (1)$$

Second, a discretization approach is adopted to transform the continuous states and actions into discrete token spaces, each of which contains  $N$  and  $M$  tokens, respectively. This turns  $\tau_{\text{aux}}$  into a sequence of discrete tokens with a total length of  $(N + M + 2)T$  as

$$\tau_{\text{dis}} = (\dots, s_t^1, s_t^2, \dots, s_t^N, a_t^1, a_t^2, \dots, a_t^M, r_t, R_t, \dots) . \quad (2)$$

Without causing confusion, we will keep using  $\tau$  to indicate discretized augmented trajectory  $\tau_{\text{dis}}$  in the following.

Finally, we model  $\tau$  with the Trajectory Transformer (TT) [32] from the perspective of sequence modeling. TT regards each trajectory as a sentence and is trained with the standard teacher-forcing procedure. Let  $\theta$  be the parameters of TT and  $P_\theta$  be its induced conditional probabilities. Define

$$\begin{aligned} \log P_\theta(\tau_t | \tau_{<t}) &= \sum_{i=1}^N \log P_\theta(s_t^i | \mathbf{s}_t^{<i}, \tau_{<t}) + \sum_{j=1}^M \log P_\theta(a_t^j | \mathbf{a}_t^{<j}, \mathbf{s}_t, \tau_{<t}) \\ &+ \log P_\theta(r_t | \mathbf{a}_t, \mathbf{s}_t, \tau_{<t}) + \log P_\theta(R_t | r_t, \mathbf{a}_t, \mathbf{s}_t, \tau_{<t}) , \end{aligned} \quad (3)$$

the training objective is to maximize

$$\mathcal{L}(\tau) = \sum_{t=1}^T \log P_\theta(\tau_t | \tau_{<t}) , \quad (4)$$

where  $\tau_{<t}$  is the trajectory from timestep 1 to  $(t-1)$ ,  $\mathbf{s}_t^{<i}$  is dimension 1 to  $(i-1)$  of state  $\mathbf{s}_t$ , and the similar for  $\mathbf{a}_t^{<j}$ .

As for model inference, we adopt beam search as the planning algorithm to maximize cumulative discounted reward plus reward-to-go estimates, similar to [32].

## 4 Bootstrapped Transformer

In this section, we describe our Bootstrapped Transformer (BooT) algorithm, utilizing self-generated trajectories as auxiliary data to further train the model, which is the general idea of bootstrapping. Bootstrapping for supervised learning, such as pseudo labeling [19] and self-training [49], has been

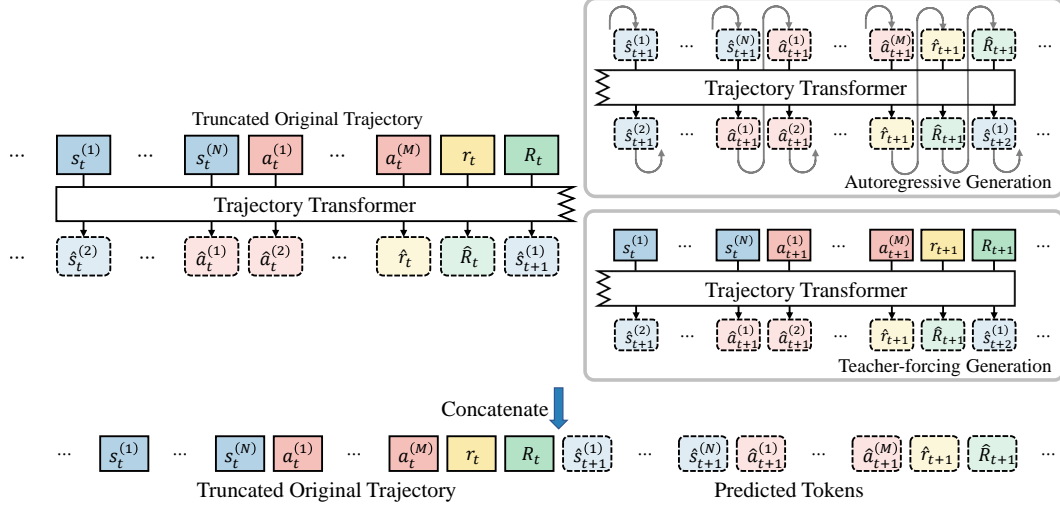


Figure 1: Illustration of trajectory generation. The generated trajectory is produced by concatenating the truncated original trajectory and the newly generated sequence by either of the two different generation schemes from the truncated position, as described in Sec. 4.1.

widely used. Apart from those using pseudo label generation, in the RL domain, we directly utilize the learned sequence model to generate novel trajectory data, which has been an expansion of the original offline data (as shown in Sec. 5.3), and we further augment the original data distribution using the generated data to better approximate the real distribution following the underlying MDP. The self-generated trajectories are fed as additional training data to further boost sequence modeling and decision making.

Overall, we divide BooT into two main parts, (i) generating trajectories with the learned sequence model and (ii) using the generated trajectories to augment the original offline dataset for bootstrapping the sequence model learning. The overall training algorithm of BooT has been described in Algorithm 1.

#### 4.1 Trajectory Generation

In this section, we demonstrate the details of trajectory generation. For an original trajectory  $\tau \in \mathcal{D}$  in the original dataset, we resample the last  $T'$  timesteps ( $T' < T$ ) as

$$\tilde{\tau}_{>T-T'} = \left( \tilde{s}_{T-T'+1}, \tilde{\mathbf{a}}_{T-T'+1}, \dots, \tilde{R}_T \right) \sim P_\theta(\tau_{>T-T'} | \tau_{\leq T-T'}), \quad (5)$$

where  $\tau_{\leq T-T'}$  represents the original trajectory truncated at timestep  $(T-T')$ . Then, we concatenate the generated token sequence to the truncated original trajectory and obtain a new trajectory

$$\tau' = \tau_{\leq T-T'} \circ \tilde{\tau}_{>T-T'}, \quad (6)$$

where  $\circ$  denotes concatenation operation.

We investigate two different trajectory generation schemes below, both of which are demonstrated in Figure 1. We briefly compare these two methods in both efficiency and generation quality here, and perform detailed comparison experiments in Sec. 5.3.

1. **Autoregressive generation** is to produce each predicted token  $\tilde{y}_n$  by sampling from the probability conditioned on the previously generated tokens as

$$\tilde{y}_n \sim P_\theta(y_n | \tilde{\mathbf{y}}_{<n}, \tau_{\leq T-T'}). \quad (7)$$

Here we denote the  $n^{\text{th}}$  generated token as  $y_n$  and the sequence of all the previously generated tokens as  $\tilde{\mathbf{y}}_{<n}$ . The autoregressive generation scheme requires recurrent predictions based on the previously generated tokens.

2. **Teacher-forcing generation** adopts a similar procedure as teacher-forcing training by conditioning on the original token ground truth from the previous timesteps

$$\tilde{y}_n \sim P_\theta(y_n | \mathbf{y}_{<n}, \boldsymbol{\tau}_{\leq T-T'}) . \quad (8)$$

Here,  $\mathbf{y}_{<n}$  denotes tokens from the original trajectory with position previous to  $\tilde{y}_n$ . Teacher-forcing generation only relies on ground truth tokens.

Due to error accumulation in the sequential generation process, autoregressive generation tends to produce trajectories that deviate more from the original data distribution than teacher-forcing generation. As has been found in Sec. 5.3, autoregressive generation could expand the coverage of the training data more effectively and might derive better learning efficacy. Compared to autoregressive generation, teacher-forcing requires only one forward pass and thus consumes less time. However, since teacher-forcing generation is not able to expand dataset coverage as effectively as autoregressive generation, it might lead to slightly less improvement in performance.

## 4.2 Training on the Augmented Dataset

After generating new trajectories, we use these trajectories to train our sequence model in addition to the original trajectory data.

In BooT, we conduct two different bootstrapping schemes: Bootstrap-once, denoted as **BooT-o**, and Bootstrap-repeat, denoted as **BooT-r**. As shown in Algorithm 1, both methods will first train the sequence model over the original offline trajectories and then utilize it to generate novel trajectories. After that, BooT-o will train the model again on the generated trajectories and discard them *immediately* once they have been used. In contrast, BooT-r will append the generated trajectories  $\mathcal{G}$  into the dataset  $\mathcal{D}$ , and the generated trajectories will be used in every epoch after they are appended to the dataset.

In order to prevent accumulating learning bias caused by training with inaccurately generated data, we choose a part of the trajectories with the *highest* confidence scores in each batch according to the generation percentage  $\eta\%$ . Here, we define confidence as the average log probability of all the generated tokens as

$$c(\boldsymbol{\tau}) = \frac{1}{T'(N + M + 2)} \sum_{t=T-T'+1}^T \log P_\theta(\boldsymbol{\tau}_t | \boldsymbol{\tau}_{<t}) , \quad (9)$$

where  $\log P_\theta(\boldsymbol{\tau}_t | \boldsymbol{\tau}_{<t})$  is defined in Eq. (3). Intuitively, since the confidence score of trajectory is defined by its prediction probability that models the sequence generation mechanism, by filtering the generated trajectories with their confidence score, we can keep only the generated trajectory data of a high quality to further help the sequence model training through feeding these quality data back for bootstrapping.

Moreover, to stabilize bootstrapped training, we leverage the idea of *curriculum learning* described in [2] but adopt a more straightforward method here. The sequence model is first trained over the original offline dataset and then gradually learns from the self-generated trajectories. To achieve this, we only use the generated trajectories to train our model after training  $k$  epochs over the original trajectories (without generated data). Though we could use more sophisticated scheduled sampling strategies such as [2], they may incorporate additional hyperparameters, resulting in complex parameter tuning. It turns out that our simple proposed version has shown promising effectiveness in the experiments.

## 5 Experiments

In this section, we mainly (i) evaluate the performance of BooT and (ii) investigate the characteristics of the generated trajectories of BooT. We first compare the evaluation results of our algorithm to other offline RL algorithms, and conduct a comparison among different bootstrapping and sequence generation schemes. Then we study the characteristics of generated data with both qualitative and quantitative analysis to illustrate more insights of our method. Finally, we introduce the ablation study on hyperparameters and analyze their influence on BooT.

Table 1: Results on D4RL dataset. BooT performs best on 5 out of 9 datasets compared to other baselines and obtained the highest average score of 9 datasets. For results of TT (Reproduce, Re-train, +S4RL (All), +S4RL (Last)) and BooT, we report the mean and standard deviation corresponding to 15 random seeds (5 training seeds for independently trained Transformers and 3 evaluation seeds for each model).

Dataset	Environment	BC	MBOP	CQL	DT			TT			BooT	
					Original	GPT2	Original	Reproduce	Re-train	+S4RL (All)		+S4RL (Last)
Medium-Expert	HalfCheetah	59.9	<b>105.9</b>	91.6	86.8	91.8	40.8	81.4 ± 22.8	90.5 ± 12.4	87.5 ± 16.8	84.3 ± 20.3	94.0 ± 1.0
Medium-Expert	Hopper	79.6	55.1	105.4	107.6	<b>110.9</b>	106.0	66.2 ± 23.4	67.0 ± 22.7	92.6 ± 27.8	96.9 ± 23.1	102.3 ± 19.4
Medium-Expert	Walker2D	36.6	70.2	108.8	108.1	91.0	108.9	102.2 ± 12.8	99.1 ± 25.6	107.6 ± 7.4	100.5 ± 27.5	<b>110.4</b> ± 2.0
Medium	HalfCheetah	43.1	44.6	44.0	42.6	44.0	42.8	46.1 ± 1.3	44.1 ± 8.8	46.7 ± 1.4	46.0 ± 1.2	<b>50.6</b> ± 0.8
Medium	Hopper	63.9	48.8	58.5	67.6	67.4	<b>79.1</b>	67.1 ± 20.1	64.9 ± 19.2	53.9 ± 10.6	56.0 ± 14.7	70.2 ± 18.1
Medium	Walker2D	77.3	41.0	72.5	74.0	81.3	78.3	71.1 ± 25.7	81.6 ± 6.1	80.2 ± 8.6	80.0 ± 10.8	<b>82.9</b> ± 11.7
Medium-Replay	HalfCheetah	4.3	42.3	45.5	36.6	40.3	44.1	43.1 ± 1.6	36.5 ± 15.0	43.1 ± 4.1	40.2 ± 12.7	<b>46.5</b> ± 1.2
Medium-Replay	Hopper	27.6	12.4	95.0	82.7	94.4	<b>99.4</b>	86.4 ± 25.1	90.8 ± 24.0	76.1 ± 27.0	72.8 ± 29.9	92.9 ± 13.2
Medium-Replay	Walker2D	36.9	9.7	77.2	66.6	72.7	79.4	66.9 ± 35.5	50.3 ± 28.4	52.1 ± 40.7	61.1 ± 37.8	<b>87.6</b> ± 9.9
Average		47.7	47.8	77.6	74.7	80.1	72.6	70.1	69.4	71.1	70.9	<b>81.9</b>

## 5.1 Evaluation Settings

**Benchmark and Compared Baselines.** We evaluate our BooT algorithm on the dataset of continuous control tasks from the D4RL offline dataset [9]. We first perform experiments on Gym domain, which includes three environments (halfcheetah, hopper, walker2d) with three levels (medium, medium-replay, medium-expert) for each environment. We compare BooT to the following various baselines: (1) behavior cloning (**BC**), a pure imitation learning method; (2) model-based offline planning (**MBOP** [1]), a current strong baseline with model-based offline RL algorithm; (3) conservative Q-learning (**CQL** [23]), a current strong baseline of model-free offline RL algorithm; (4) Decision Transformer (**DT Original** [3]) with its variant using GPT2 pre-trained model (**DT GPT2**, [39]), and (5) Trajectory Transformer (**TT** [32]), two recent works applying Transformer to offline RL; and multiple variants derived from our proposed method BooT for ablation studies. In addition, we perform experiments on Adroit domain [38] in D4RL dataset, including four environments (pen, hammer, door, relocate) with also three levels (human, cloned, expert) for each environment to better compare our method with TT and CQL baselines.

We report the normalized scores according to the protocol in [9], where a normalized score of 0 corresponds to the average return of random policies and 100 corresponds to that of a domain-specific expert. The performance of BC is taken from [3], and the performance of CQL is taken from [22]. The results of MBOP, DT Original, DT GPT2, and TT are reported from their original papers.

Besides, we reproduce the TT algorithm, namely *TT (Reproduce)*. We also perform an additional experiment with a slightly modified setting as *TT (Re-train)*: after the  $k^{\text{th}}$  original training epoch, for each training batch, we randomly choose  $\lfloor \eta\% \cdot K \rfloor$  original trajectories and train the model for the second time. This setting is to ensure the numbers of training steps are the same for TT and BooT.

To compare with other offline data augmentation methods, we perform two additional experiments using TT with S4RL [43] techniques, which adds random noise to the input trajectories as augmented data. Specifically, *TT+S4RL (All)* adds random noise to all states in a trajectory, while *TT+S4RL (Last)* adds random noise to the last  $T'$  timesteps of a trajectory. The former setting resembles adding random noise to raw states in S4RL, while the latter is to compare with BooT where generated trajectories only differ from the original trajectories at the last  $T'$  timestep.

For a fair comparison, we adopt the same training hyperparameters with TT in all the above experiments. We also use the same model structure and model size as TT for all BooT experiments.

Finally, we compare the performances of different bootstrapping schemes for BooT, using BooT-o and BooT-r, with autoregressive and teacher-forcing trajectories, respectively. All results in this section correspond to 15 random seeds, including 5 training seeds for independently trained Transformer models and 3 evaluation seeds for each model, if not explicitly mentioned.

## 5.2 Detailed Results

In this section, we first present the overall result of BooT compared with other baselines in Table 1, and then show the detailed results of BooT with different bootstrapping schemes in Table 2. As is shown in Table 1, BooT achieves improvements from TT and performs on par or better than other

Table 2: Comparison between different trajectory generation and bootstrap schemes on Gym domain. BooT-o and BooT-r at the header refer to bootstrapping schemes, and Autoregressive (AR) and Teacher-forcing (TF) refer to trajectory generation schemes.

Dataset	Environment	BooT-o, AR	BooT-r, AR	BooT-o, TF	BooT-r, TF
Med-Expert	HalfCheetah	94.0 ± 1.0	94.5 ± 0.9	93.6 ± 1.3	95.2 ± 1.0
Med-Expert	Hopper	102.3 ± 19.4	88.7 ± 29.8	96.1 ± 27.5	94.6 ± 24.5
Med-Expert	Walker2d	110.4 ± 2.0	111.1 ± 1.0	111.0 ± 1.8	111.3 ± 1.2
Medium	HalfCheetah	50.6 ± 0.8	51.4 ± 1.0	50.1 ± 1.3	51.3 ± 0.7
Medium	Hopper	70.2 ± 18.1	71.2 ± 20.4	71.1 ± 18.8	70.4 ± 17.1
Medium	Walker2d	82.9 ± 11.7	84.0 ± 8.3	85.7 ± 3.1	84.6 ± 3.6
Med-Replay	HalfCheetah	46.5 ± 1.2	46.4 ± 1.2	45.6 ± 2.1	46.6 ± 1.3
Med-Replay	Hopper	92.9 ± 13.2	91.3 ± 17.8	89.1 ± 26.3	96.8 ± 11.9
Med-Replay	Walker2d	87.6 ± 9.9	73.7 ± 25.9	77.1 ± 24.6	77.2 ± 24.1
<b>Average</b>		81.9	79.1	79.9	80.9

offline RL algorithms. Compared to our reproduced results of TT, BooT obtains improvements by 16.8% in average score, and achieves better performance on all 9 datasets.

Comparison among TT (Reproduce), TT (Re-train), and BooT suggest the improvement in the performance of BooT does not result from the extra training steps of the algorithm. Furthermore, we observe that directly adding Gaussian noise to the training data does not help improve the performance effectively as BooT from the results of TT+S4RL experiments. We argue that data generated by the model itself are more consistent with the underlying MDP than by adding noise; thus, BooT obtains larger performance improvements, which also echos to our motivation.

Experiment results in Table 3 indicate that BooT can also help improve the performance on more complicated tasks in Adroit domain, where BooT achieves better performance than TT baseline with an average improvement of 17.9%. Results show that teacher-forcing generation has already obtained noticeable improvement compared to the baselines, and autoregressive generation consumes too much time in Adroit domain as the number of dimensions of the trajectories is too large. As a result, we only perform experiments with teacher-forcing generation on Adroit domain.

Table 3: Comparison between TT and CQL baselines and variants for BooT on Adroit domain. We list the mean and standard deviation corresponding to 15 random seeds. Note that results of CQL are taken from the original paper and they did not provide performances on expert datasets.

Dataset	Environment	CQL	TT	BooT-o, TF	BooT-r, TF
Expert	Pen	-	72.0 ± 62.9	72.3 ± 64.4	79.7 ± 60.0
Expert	Hammer	-	15.5 ± 39.7	0.7 ± 1.0	0.8 ± 1.0
Expert	Door	-	94.1 ± 28.5	93.3 ± 32.8	106.5 ± 3.4
Expert	Relocate	-	10.3 ± 18.6	5.3 ± 9.4	10.0 ± 13.9
Human	Pen	55.8	36.4 ± 66.0	28.4 ± 52.9	54.3 ± 62.8
Human	Hammer	2.1	0.8 ± 0.6	0.7 ± 0.6	0.7 ± 0.7
Human	Door	9.1	0.1 ± 0.1	0.1 ± 0.0	0.6 ± 1.6
Human	Relocate	0.4	0.0 ± 0.0	0.0 ± 0.1	0.0 ± 0.1
Cloned	Pen	40.3	11.4 ± 42.5	31.5 ± 68.1	31.0 ± 68.5
Cloned	Hammer	5.7	0.5 ± 0.5	0.3 ± 0.2	0.5 ± 0.6
Cloned	Door	3.5	-0.1 ± 0.1	-0.0 ± 0.1	-0.0 ± 0.1
Cloned	Relocate	-0.1	-0.1 ± 0.1	-0.0 ± 0.1	-0.0 ± 0.1
<b>Average</b>		14.6	20.1	19.4	<b>23.7</b>

### 5.3 Further Analysis of Bootstrapping

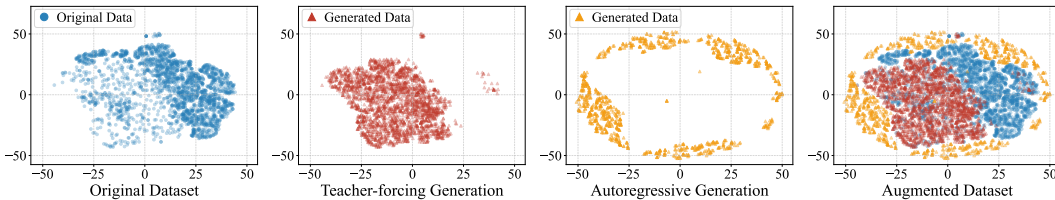


Figure 2: Distribution of  $(s, a, r, R)$  transitions visualized with t-SNE in one example environment. Blue points correspond to  $(s, a, r, R)$  transitions from the halfcheetah-medium dataset, red points correspond to generated data with teacher-forcing trajectory generation, and yellow points correspond to autoregressive trajectory generation. Generated data are drawn from the last training epoch. Best viewed in color.



To better understand how BooT helps improve the performance, we perform numerical analysis on the generated trajectories in Table 4. We calculate the distance from the generated trajectories of BooT to their corresponding original offline trajectories, denoted as *Dataset*, and the distance from the generated trajectories to real trajectories from the environment in the evaluation phase, denoted as *Environment*, compared to those from TT+S4RL method. As we are investigating generation results but not training schemes here, we calculate the distance using only BooT-o algorithm, which is sufficient for analysis. *RMSE* stands for the *Root Mean Squared Error* value of the trajectory difference, and *MMD* stands for the *Maximum Mean Discrepancy* of two trajectory sets. More details can be found in Appendix D.1.

Table 4: Comparison of different distance metrics on generated trajectories and original trajectories. We list the mean value on 9 datasets.

	Metric	TT + S4RL	BooT-o, AR	BooT-o, TF
Avg. performance		71.1	81.9	79.9
<i>Dataset</i>	RMSE	21.5	16.2	8.9
	MMD ( $\times 10^{-3}$ )	8.7	26.2	9.8
<i>Environment</i>	RMSE	20.0	14.8	14.7
	MMD ( $\times 10^{-3}$ )	33.1	7.6	12.2

In Table 4, the results of *Dataset* show that BooT produces trajectories with smaller RMSE compared to adding random noise, which demonstrates that generated trajectories generally lie in a neighborhood of the corresponding original offline trajectories in Euclidean space. Also, trajectories generated by BooT have larger MMD compared with the baseline, showing that generated data are different from original offline trajectories w.r.t. the data distribution. This indicates that BooT expands the original offline data, and the visualization in Figure 2 also verifies this claim. But is such expansion reasonable? The answer is yes and is supported by *Environment* results, which show that the distance between the generated trajectories and real trajectories from the evaluation environment is relatively smaller compared with the baseline, demonstrating that the generated trajectories are more consistent with the real distribution of the underlying MDP in RL tasks. Thus, BooT provides a more reasonable expansion to the original offline data, and subsequently improves the performance of the model.

Furthermore, in Figure 2, we visualize the distribution of (i) transitions ( $s, a, r, R$ ) in the original data, (ii) data from teacher-forcing generation, and (iii) data from autoregressive generation in BooT. We excerpt the last  $T'$  transitions from these trajectories, reduce them to 2-dimension via t-SNE [46] altogether, and plot them separately. We also provide more visualization in Appendix D.1.

It is clearly illustrated that a large portion of data generated by the teacher-forcing method overlaps with the support of the original dataset, while those generated autoregressively lie out of the original data distribution. The overall results demonstrate that generated trajectories from BooT expand the data coverage while still keeping consistency with the underlying MDP of the corresponding RL task, thus resulting in better performance compared to the baselines. This also suggests why BooT does not require extra mechanisms such as conservatism [1] to work well.

#### 5.4 Ablation on Hyperparameters

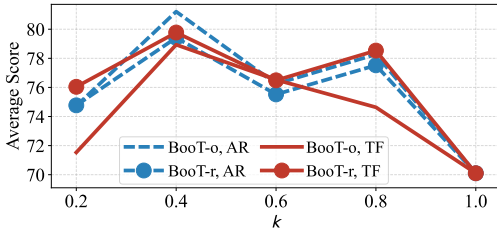


Figure 3: Ablation experiment results on bootstrap epoch threshold  $k$  as shown in Algorithm 1.

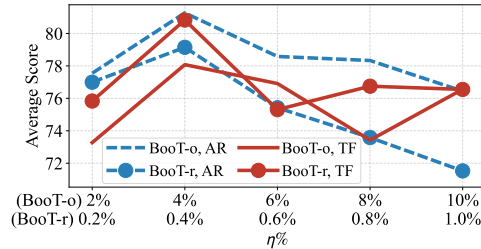


Figure 4: Ablation experiment results on generation percentage  $\eta\%$  as shown in Algorithm 1.

**When to start to perform bootstrapping?** We performed an ablation study on generation threshold  $k$ , which determines the threshold to start performing bootstrapping. For  $k = 0.2$ , BooT will perform bootstrapping after the model is trained without generating sequences for 20% of training epochs. As is shown in Figure 3, the performance of BooT will first increase and then decrease as  $k$  increases. It is reasonable that if bootstrapping starts too early, the model will generate sequences that differ from the training dataset, and accumulate more error in the following training procedure. If bootstrapping starts too late, the model will learn little from bootstrapping as the model may have converged. Thus, an appropriate value of  $k$  could be selected.

**How many new trajectories to generate in bootstrapping?** We conduct an ablation study on generation percentage  $\eta\%$ , which is used to control the ratio of the generated trajectories to the original offline trajectories. As shown in Figure 4, the performance of BooT first increases and then decreases as  $\eta\%$  increases. For a small  $\eta\%$  value, the number of total training steps on generated data might be too small to effectively improve the performance of the model. However, a large  $\eta\%$  value may involve too much generated data with a low confidence score. As explained in Sec. 4.2, this could cause accumulating learning bias and results in a performance drop.

**How long should new trajectories be generated?** We perform an additional ablation study on generation length  $T'$ , which is used to control the length of generated sequences. As shown in Figure 5, the performance of BooT with TF generation generally decreases as  $T'$  increases, and most results are better than the baselines. Furthermore, the performance of BooT-r is relatively robust to the changes of  $T'$ . As the number of tokens per timestep differs among different environments, it is difficult to determine the most suitable  $T'$  for all environments. Besides,  $T' = 1$  performs the best in most experiments, so we think it is sufficient to simply set  $T' = 1$  for most cases.

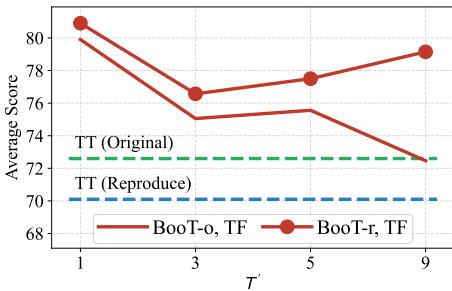


Figure 5: Ablation results on generation length  $T'$  with TF generation, where original trajectory length  $T = 10$ .

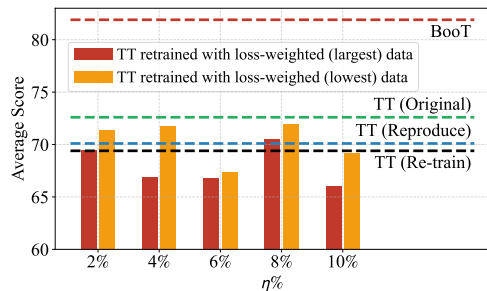


Figure 6: TT-retrain results with the lowest / largest  $\eta\%$  loss in each batch. We report the mean results corresponding to 15 random seeds.

## 5.5 Experiments of TT Retrained with Loss-weighted Data

We implement an additional TT baseline with loss-weighted retraining, to experiment whether the generated data are better for bootstrapping. In the experiment, we add a simple loss-weighted re-train component for TT-retrain, choosing the data with the lowest / largest  $\eta\%$  loss in each batch to re-train the model, to better compare with TT and TT-retrain baselines. The results are shown in Figure 6. For supplementary, the numerical results are provided in Appendix C.4.

The results have illustrated that using a loss-weighted re-train does help to improve the performance of the model, but BooT still performs much better than both schemes of loss-weighted re-train. Compared to simple random re-training scheme, re-training the model with data corresponding to the lowest loss helps improve the performance of the model, while using data corresponding to the largest loss has less improvement or even possibly degrades the performance.

## 6 Conclusion and Future Work

In this paper, we consider the data coverage issues encountered in offline RL scenarios and propose a bootstrapping algorithm with a sequence modeling paradigm to self-generate novel trajectory data and in turn feed them back to boost sequence model training. We adopt two sequence generation schemes, and each of them generates trajectories with unique characteristics compared to the original offline data distribution. Compared to the other strong baselines, the experiments over the public offline RL benchmarks have illustrated the great effectiveness of our proposed method, and the analysis also provides some insightful evidence about how it works.

One drawback of our method is the relatively larger training time consumption compared to other methods because of online pseudo training data generation. In the future, we plan to improve the efficiency by incorporating more advanced techniques such as non-autoregressive sequence generation [12, 35], to improve the training efficiency.

## References

- [1] Arthur Argenson and Gabriel Dulac-Arnold. Model-based offline planning. In *ICLR*, 2021.
- [2] Samy Bengio, Oriol Vinyals, Navdeep Jaitly, and Noam Shazeer. Scheduled sampling for sequence prediction with recurrent neural networks. In *NeurIPS*, 2015.
- [3] Lili Chen, Kevin Lu, Aravind Rajeswaran, Kimin Lee, Aditya Grover, Michael Laskin, Pieter Abbeel, Aravind Srinivas, and Igor Mordatch. Decision transformer: Reinforcement learning via sequence modeling. In *NeurIPS*, 2021.
- [4] Xinlei Chen, Saining Xie, and Kaiming He. An empirical study of training self-supervised vision transformers. In *ICCV*, 2021.
- [5] Jacob Devlin, Ming-Wei Chang, Kenton Lee, and Kristina Toutanova. BERT: pre-training of deep bidirectional transformers for language understanding. In *NAACL-HLT*, 2019.
- [6] Linhao Dong, Shuang Xu, and Bo Xu. Speech-transformer: a no-recurrence sequence-to-sequence model for speech recognition. In *ICASSP*, 2018.
- [7] Linxi Fan, Guanzhi Wang, De-An Huang, Zhiding Yu, Li Fei-Fei, Yuke Zhu, and Animashree Anandkumar. Secant: Self-expert cloning for zero-shot generalization of visual policies. In *Proceedings of the 38th International Conference on Machine Learning*, volume 139 of *Proceedings of Machine Learning Research*, pages 3088–3099. PMLR, 18–24 Jul 2021.
- [8] Yuchen Fang, Kan Ren, Weiqing Liu, Dong Zhou, Weinan Zhang, Jiang Bian, Yong Yu, and Tie-Yan Liu. Universal trading for order execution with oracle policy distillation. In *Proceedings of the AAAI Conference on Artificial Intelligence*, volume 35, pages 107–115, 2021.
- [9] Justin Fu, Aviral Kumar, Ofir Nachum, George Tucker, and Sergey Levine. D4RL: datasets for deep data-driven reinforcement learning. *arXiv preprint arXiv:2004.07219*, 2020.
- [10] Scott Fujimoto and Shixiang Gu. A minimalist approach to offline reinforcement learning. In *NeurIPS*, 2021.
- [11] Scott Fujimoto, David Meger, and Doina Precup. Off-policy deep reinforcement learning without exploration. In *ICML*, 2019.
- [12] Jiatao Gu, James Bradbury, Caiming Xiong, Victor OK Li, and Richard Socher. Non-autoregressive neural machine translation. *arXiv preprint arXiv:1711.02281*, 2017.
- [13] Nicklas Hansen, Hao Su, and Xiaolong Wang. Stabilizing deep q-learning with convnets and vision transformers under data augmentation. In *Advances in Neural Information Processing Systems*, volume 34, pages 3680–3693. Curran Associates, Inc., 2021.
- [14] Nicklas Hansen and Xiaolong Wang. Generalization in reinforcement learning by soft data augmentation, 2020.
- [15] Di He, Yingce Xia, Tao Qin, Liwei Wang, Nenghai Yu, Tie-Yan Liu, and Wei-Ying Ma. Dual learning for machine translation. *NeurIPS*, 2016.
- [16] Sepp Hochreiter and Jürgen Schmidhuber. Long short-term memory. *Neural Computation*, 1997.
- [17] Wenlong Huang, Pieter Abbeel, Deepak Pathak, and Igor Mordatch. Language models as zero-shot planners: Extracting actionable knowledge for embodied agents. *arXiv preprint arXiv:2201.07207*, 2022.
- [18] Michael Janner, Justin Fu, Marvin Zhang, and Sergey Levine. When to trust your model: Model-based policy optimization. In *Advances in Neural Information Processing Systems*, volume 32, 2019.
- [19] John Jumper, Richard Evans, Alexander Pritzel, Tim Green, Michael Figurnov, Olaf Ronneberger, Kathryn Tunyasuvunakool, Russ Bates, Augustin Žídek, Anna Potapenko, et al. Highly accurate protein structure prediction with alphafold. *Nature*, 2021.
- [20] Rahul Kidambi, Aravind Rajeswaran, Praneeth Netrapalli, and Thorsten Joachims. MOREL: model-based offline reinforcement learning. In *NeurIPS*, 2020.
- [21] Ilya Kostrikov, Rob Fergus, Jonathan Tompson, and Ofir Nachum. Offline reinforcement learning with fisher divergence critic regularization. In *ICML*, 2021.

- [22] Ilya Kostrikov, Ashvin Nair, and Sergey Levine. Offline reinforcement learning with implicit q-learning. *arXiv preprint arXiv:2110.06169*, 2021.
- [23] Aviral Kumar, Aurick Zhou, George Tucker, and Sergey Levine. Conservative q-learning for offline reinforcement learning. In *NeurIPS*, 2020.
- [24] Zhenzhong Lan, Mingda Chen, Sebastian Goodman, Kevin Gimpel, Piyush Sharma, and Radu Soricut. Albert: A lite bert for self-supervised learning of language representations. In *ICLR*, 2019.
- [25] Michael Laskin, Aravind Srinivas, and Pieter Abbeel. CURL: Contrastive unsupervised representations for reinforcement learning. In *Proceedings of the 37th International Conference on Machine Learning*, volume 119, pages 5639–5650. PMLR, 13–18 Jul 2020.
- [26] Misha Laskin, Kimin Lee, Adam Stooke, Lerrel Pinto, Pieter Abbeel, and Aravind Srinivas. Reinforcement learning with augmented data. In *NeurIPS*, 2020.
- [27] Sergey Levine, Aviral Kumar, George Tucker, and Justin Fu. Offline reinforcement learning: Tutorial, review, and perspectives on open problems. *arXiv preprint arXiv:2005.01643*, 2020.
- [28] Shuang Li, Xavier Puig, Yilun Du, Clinton Wang, Ekin Akyurek, Antonio Torralba, Jacob Andreas, and Igor Mordatch. Pre-trained language models for interactive decision-making. *arXiv preprint arXiv:2202.01771*, 2022.
- [29] Zhiwei Liu, Ziwei Fan, Yu Wang, and Philip S Yu. Augmenting sequential recommendation with pseudo-prior items via reversely pre-training transformer. In *Proceedings of the 44th international ACM SIGIR conference on Research and development in information retrieval*, pages 1608–1612, 2021.
- [30] Chaochao Lu, Biwei Huang, Ke Wang, José Miguel Hernández-Lobato, Kun Zhang, and Bernhard Schölkopf. Sample-efficient reinforcement learning via counterfactual-based data augmentation, 2020.
- [31] Stephen Merity, Caiming Xiong, James Bradbury, and Richard Socher. Pointer sentinel mixture models. In *ICLR*, 2017.
- [32] Janner Michael, Li Qiyang, and Levine Sergey. Offline reinforcement learning as one big sequence modeling problem. In *NeurIPS*, 2021.
- [33] Volodymyr Mnih, Koray Kavukcuoglu, David Silver, Andrei A Rusu, Joel Veness, Marc G Bellemare, Alex Graves, Martin Riedmiller, Andreas K Fidjeland, Georg Ostrovski, et al. Human-level control through deep reinforcement learning. *Nature*, 2015.
- [34] Doina Precup. Eligibility traces for off-policy policy evaluation. *Computer Science Department Faculty Publication Series*, page 80, 2000.
- [35] Lihua Qian, Hao Zhou, Yu Bao, Mingxuan Wang, Lin Qiu, Weinan Zhang, Yong Yu, and Lei Li. Glancing transformer for non-autoregressive neural machine translation. *arXiv preprint arXiv:2008.07905*, 2020.
- [36] Rongjun Qin, Songyi Gao, Xingyuan Zhang, Zhen Xu, Shengkai Huang, Zewen Li, Weinan Zhang, and Yang Yu. Neorl: A near real-world benchmark for offline reinforcement learning. *arXiv preprint arXiv:2102.00714*, 2021.
- [37] Roberta Raileanu, Maxwell Goldstein, Denis Yarats, Ilya Kostrikov, and Rob Fergus. Automatic data augmentation for generalization in reinforcement learning. In *Advances in Neural Information Processing Systems*, volume 34, pages 5402–5415. Curran Associates, Inc., 2021.
- [38] Aravind Rajeswaran, Vikash Kumar, Abhishek Gupta, Giulia Vezzani, John Schulman, Emanuel Todorov, and Sergey Levine. Learning Complex Dexterous Manipulation with Deep Reinforcement Learning and Demonstrations. In *Proceedings of Robotics: Science and Systems (RSS)*, 2018.
- [39] Machel Reid, Yutaro Yamada, and Shixiang Shane Gu. Can wikipedia help offline reinforcement learning? *arXiv preprint arXiv:2201.12122*, 2022.
- [40] Kan Ren, Jiarui Qin, Yuchen Fang, Weinan Zhang, Lei Zheng, Weijie Bian, Guorui Zhou, Jian Xu, Yong Yu, Xiaoqiang Zhu, et al. Lifelong sequential modeling with personalized memorization for user response prediction. In *SIGIR*, 2019.

- [41] Martin Riedmiller. Neural fitted q iteration—first experiences with a data efficient neural reinforcement learning method. In *European conference on machine learning*, pages 317–328. Springer, 2005.
- [42] David Silver, Julian Schrittwieser, Karen Simonyan, Ioannis Antonoglou, Aja Huang, Arthur Guez, Thomas Hubert, Lucas Baker, Matthew Lai, Adrian Bolton, et al. Mastering the game of go without human knowledge. *Nature*, 2017.
- [43] Samarth Sinha, Ajay Mandlekar, and Animesh Garg. S4RL: surprisingly simple self-supervision for offline reinforcement learning in robotics. In *CoRL*, 2021.
- [44] Ilya Sutskever, Oriol Vinyals, and Quoc V Le. Sequence to sequence learning with neural networks. In *NeurIPS*, 2014.
- [45] Richard S Sutton and Andrew G Barto. *Reinforcement learning: An introduction*. MIT press, 2018.
- [46] Laurens Van der Maaten and Geoffrey Hinton. Visualizing data using t-sne. *JMLR*, 2008.
- [47] Ashish Vaswani, Noam Shazeer, Niki Parmar, Jakob Uszkoreit, Llion Jones, Aidan N Gomez, Łukasz Kaiser, and Illia Polosukhin. Attention is all you need. In *NeurIPS*, 2017.
- [48] Ronald J Williams and David Zipser. A learning algorithm for continually running fully recurrent neural networks. *Neural computation*, 1989.
- [49] Qizhe Xie, Minh-Thang Luong, Eduard Hovy, and Quoc V Le. Self-training with noisy student improves imagenet classification. In *CVPR*, 2020.
- [50] Guan Yang, Minghuan Liu, Weijun Hong, Weinan Zhang, Fei Fang, Guangjun Zeng, and Yue Lin. Perfectdou: Dominating douzihu with perfect information distillation. *arXiv preprint arXiv:2203.16406*, 2022.
- [51] Denis Yarats, Rob Fergus, Alessandro Lazaric, and Lerrel Pinto. Mastering visual continuous control: Improved data-augmented reinforcement learning. *arXiv preprint arXiv:2107.09645*, 2021.
- [52] Denis Yarats, Ilya Kostrikov, and Rob Fergus. Image augmentation is all you need: Regularizing deep reinforcement learning from pixels. In *ICLR*, 2021.
- [53] Tianhe Yu, Garrett Thomas, Lantao Yu, Stefano Ermon, James Y Zou, Sergey Levine, Chelsea Finn, and Tengyu Ma. MOPO: model-based offline policy optimization. In *NeurIPS*, 2020.
- [54] Weinan Zhang, Zhengyu Yang, Jian Shen, Minghuan Liu, Yimin Huang, Xing Zhang, Ruiming Tang, and Zhenguo Li. Learning to build high-fidelity and robust environment models. In *Joint European Conference on Machine Learning and Knowledge Discovery in Databases*, pages 104–121. Springer, 2021.

## A Training Details

In this part, we list the details of our experiments, including the hyperparameter setting and the resources used to train the model. We also provide the source code of our paper in the supplementary materials.

### A.1 Hyperparameter Setting

In this section, we list all hyperparameters we searched in our experiments corresponding to Sec. 5 in Table 5. For fair comparison, we do not change most of the default hyperparameters of TT [32] and we do not list them in the table. We also use Adam optimizer combined with linear warmup and cosine decay scheduling on the learning rate as the same as TT.

For experiments of adding noise to data, corresponding to TT+S4RL setting in Sec. 5.2 and Sec. 5.3 we use zero-mean Gaussian noise  $\epsilon \sim \mathcal{N}(0, \sigma I)$ ,  $\sigma = 3 \times 10^{-4}$ , following the same setting in S4RL [43]. We first add noise to the normalized original data, then discretize the noisy data using the same discretizer as the original dataset.

Table 5: Hyperparameters and search range of parameter-tuning for experiments.

Hyperparameters	Search Range
Generation Threshold $k$	{0.0, 0.2, 0.4, 0.6, 0.8}
Generation Percentage $\eta\%$ (BooT-o)	{2%, 4%, 6%, 8%, 10%}
Generation Percentage $\eta\%$ (BooT-r)	{0.2%, 0.4%, 0.6%, 0.8%, 1.0%}
Generation Length $T'$	{1, 3, 5, 9}
Initial Learning Rate $\lambda$	$\{1 \times 10^{-3}, 1 \times 10^{-4}\}$
Training Epoch Number $E$ (Adroit Only)	{5, 10, 15, 20}
Planning Horizon $H$ (Adroit Only)	{5, 10, 15}

## A.2 Training Resources

We use one NVIDIA Tesla V100 GPU to train each model. Training with teacher-forcing generation typically requires 10-16 hours, which depends on different dataset, and training with autoregressive generation typically requires 20-72 hours. Note that, the utilized training samples are the same for all the compared methods to keep fair comparison.

## B Licences

The D4RL [9] dataset we use is licensed under the Creative Commons Attribution 4.0 License (CC BY), which can be found in

<https://github.com/rail-berkeley/d4rl/blob/master/README.md>.

We also use the code of TT [32], which uses MIT Licence as in

<https://github.com/janner/trajecory-transformer/blob/master/LICENSE>.

## C Additional Experiments

### C.1 Experiments on Random and Expert Dataset

We perform additional experiments on both the random and the expert dataset, and the results are listed in Table 6. From the results, we cannot see significant differences on these datasets. This is as expected since expert datasets are usually used to test imitation learning algorithms, but not offline RL algorithms; and the quality of random datasets is too poor, which makes the performance quite similar.

Table 6: Experiment results on random and expert dataset. We report the mean results corresponding to 15 random seeds (5 training seeds for independently trained Transformers and 3 evaluation seeds for each model).

Dataset	Environment	TT	BooT-o, AR	BooT-r, AR	BooT-o, TF	BooT-r, TF
Expert	HalfCheetah	95.3	92.3	94.4	95.0	<b>95.4</b>
Expert	Hopper	102.3	110.3	<b>110.5</b>	104.6	108.2
Expert	Walker2D	108.4	108.5	<b>108.7</b>	108.5	108.5
	<b>Average</b>	102.0	103.7	<b>104.6</b>	102.7	104.1
Random	HalfCheetah	7.9	6.7	6.9	4.6	7.5
Random	Hopper	6.7	6.8	6.5	6.5	6.6
Random	Walker2D	5.6	5.2	4.8	4.6	4.8
	<b>Average</b>	6.8	6.3	6.1	5.2	6.3

### C.2 Experiments on Random-mixed Dataset

We also perform experiments on random-mixed dataset, where we replace  $\phi\%$  of the medium-replay dataset with the random dataset, to test the impact of less-performing data on our algorithm. The

experiments are performed on HalfCheetah, Hopper, and Walker2d environments and the results are listed in Table 7. The results demonstrate that, in general, the performance of all methods decreases as the ratio of random data increases. Among all the methods, BooT-r, AR achieves the best results until using a pure random dataset, when the performance of all methods drops to the same level.

Table 7: Experiment results on medium-replay dataset with  $\phi\%$  replaced by random dataset. We report the mean results corresponding to 15 random seeds.

$\phi\%$	TT	BooT-o, AR	BooT-r, AR	BooT-o, TF	BooT-r, TF
20%	57.2	50.8	<b>66.0</b>	51.0	55.9
40%	53.7	47.6	<b>61.6</b>	39.6	39.0
60%	32.5	25.7	<b>44.8</b>	17.6	28.0
80%	11.1	10.2	12.8	<b>13.8</b>	11.5
Pure Random	<b>6.8</b>	6.3	6.1	5.2	6.3

### C.3 Training CQL Agent with Generated Data

Table 8: Results on CQL using additional data generated by BooT on adroit domain.

Dataset	Environment	BooT + CQL	BooT	CQL
Med-Expert	HalfCheetah	5.0	94.0	91.6
Med-Expert	Hopper	0.8	102.3	105.4
Med-Expert	Walker2d	26.4	110.4	108.8
Medium	HalfCheetah	30.0	50.6	44.0
Medium	Hopper	79.8	70.2	58.5
Medium	Walker2d	6.4	82.9	72.5
Med-Replay	HalfCheetah	4.3	46.5	45.5
Med-Replay	Hopper	5.0	92.9	95.0
Med-Replay	Walker2d	5.8	87.6	77.2
<b>Average</b>		18.2	81.9	77.6

One natural question raises that, are the generated data useful for other algorithms? In this section, we try to train CQL agent with additional data generated by BooT and present the results in Table 8. We can see that CQL does not perform well with generated data from BooT. The reason mainly lies in two aspects. First, it is non-trivial to utilize the generated data from BooT to train CQL agent. Specifically, since generated data are discretized, while CQL uses original continuous data format from the environment, we need to recover the input data from discrete tokens, which may cause information loss. Our BooT does not require such recovering operation, because it directly models the distribution of discretized data. Second, BooT is a self-improving method, which uses the generated data to further improve the sequence model itself. Although it is feasible to use generated data from BooT to train other models, like what we have done here, such utilization is not consistent with the *self-improving* idea in BooT, and makes BooT more like a generative model which requires further design. Though it is beyond the scope of our work, we believe it is a promising direction and leave it as future work.

### C.4 Numerical Results of TT Retrained with Loss-weighted Data

This section provides the numerical results of TT retrained with loss-weighted data in Table 9, corresponding to Figure 6 in Sec. 5.5. We choose the data with the lowest / largest  $\eta\%$  loss in each batch to re-train the model, and report the mean results corresponding to 15 random seeds.

## D Detailed Settings of Experiments

### D.1 Distance Calculation

In this section, we introduce the details of distance calculation in Sec. 5.3. We calculate the distances from the original trajectories set  $X = \{\tau_{(i)}\}_{i=1}^N$  to the corresponding generated trajectories set  $\tilde{X} = \{\tilde{\tau}_{(i)}\}_{i=1}^N$ , denoted as  $d(X, \tilde{X})$ , to analyze the numerical characteristics of generated

Table 9: TT-retrain results with data of the largest / lowest  $\eta\%$  loss in each batch, corresponding to Largest / Lowest First in the header row.

$\eta\%$	TT (Re-train, Loss-weighted)		Baselines	
	Largest First	Lowest First		
2%	69.5	71.4	<b>TT (Original)</b>	72.6
4%	66.9	71.8	<b>TT (Reproduce)</b>	70.1
6%	66.8	67.4	<b>TT (Retrain)</b>	69.4
8%	70.5	71.9	<b>BooT</b>	81.9
10%	66.0	69.2		

trajectories. In Table 4, we use two different distance metrics: *RMSE* standing for Root Mean Squared Error, and *MMD* standing for the Maximum Mean Discrepancy. We also calculate the distances between the generated trajectories and the original trajectories in both training and evaluation stages.

For RMSE, the distance is calculated as

$$d_{\text{RMSE}}(X, \tilde{X}) = \frac{1}{N} \sum_{i=1}^N \|\tau_{(i)} - \tilde{\tau}_{(i)}\|_2. \quad (10)$$

And for MMD, the distance is calculated using Gaussian kernel as

$$k(\tau_{(i)}, \tilde{\tau}_{(i)}) = \exp\left(\frac{-\|\tau_{(i)} - \tilde{\tau}_{(i)}\|^2}{2\sigma^2}\right) \quad (11)$$

$$d_{\text{MMD}}^2(X, \tilde{X}) = \frac{\sum_{i,j \neq i} k(\tau_{(i)}, \tau_{(j)})}{N(N-1)} - \frac{2 \sum_{i,j} k(\tau_{(i)}, \tilde{\tau}_{(j)})}{N^2} + \frac{\sum_{i,j \neq i} k(\tilde{\tau}_{(i)}, \tilde{\tau}_{(j)})}{N(N-1)}.$$

We also calculate the RMSE with discretized trajectories since we are using discretized trajectories to train our model. As for the MMD metric, we use continuous trajectories because Gaussian kernel is hardly applied to discrete data. We reconstruct the discrete trajectories into continuous ones through replacing each discrete value by the middle value of its bin.

In the training stage, we calculate the distances from the generated trajectories to their corresponding original offline trajectories, denoted as *Dataset* in Table 4. Recall that we only generate the last  $T'$  timesteps of new trajectories in Sec. 4.1 for BooT, we extract the last  $T'$  timesteps of the trajectories and calculate the distance on them.

Additionally, we also calculate the distances from the state in generated trajectories to the state in real trajectories from the environment in the evaluation stage, denoted as *Environment* in Table 4. For both Dataset and Environment with TT + S4RL setting, we add random noise as described in Appendix A.1, and calculate the distance of the last  $T'$  timesteps as same as BooT.

In the evaluation phase, the inter-state distance is a reasonable choice to estimate the difference between the learned transition dynamics and the real transition probability, as it is essentially calculating

$$\text{Distance} = \|\hat{s}_{t+1} - s_{t+1}\|^2, \quad \hat{s}_{t+1} \sim \tilde{P}(s'|s = s_t, a = a_t), \quad s_{t+1} \sim P(s'|s = s_t, a = a_t), \quad (12)$$

where  $\tilde{P}(s'|s, a)$  is the learned model and  $P(s'|s, a)$  is the ground-truth transition probability. From the formula, we can see that the inter-state distance gives an reasonable estimation of the error between the learned transition dynamics and the real ones.

## D.2 Visualization

In this section, we provide the complete visualization results in Sec. 5.3 as Figure 7 to 24. They contain visualized data distributions of original offline trajectories, trajectories with teacher-forcing generation, and trajectories with autoregressive generation. We randomly sample 2500 trajectories from the original dataset and save their corresponding generated trajectories in the last training epoch. We then excerpt the last  $T'$  timesteps of them because we only generate these timesteps for each original trajectory, as described in Sec. 4.1. Finally we reduce all data into 2-dimension together using



t-SNE [46] algorithm. It is clearly illustrated in most figures that a large portion of data generated by the teacher-forcing method overlaps with the support of the original dataset, while those generated autoregressively lie out of the original data distribution, demonstrating the ability of BooT to expand the data coverage. This finding is aligned to the discussion in our main paper.

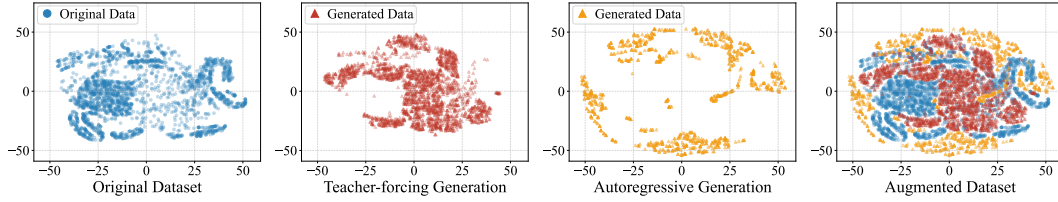


Figure 7: Distribution of last  $T'$  timesteps of the trajectories from original offline dataset, trajectories with teacher-forcing generation, and trajectories with autoregressive generation in halfcheetah-medium-expert task.

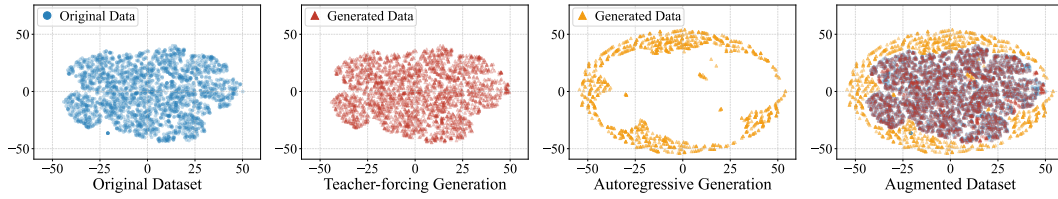


Figure 8: Distribution of last  $T'$  timesteps of the trajectories without reward and reward-to-go in halfcheetah-medium-expert task.

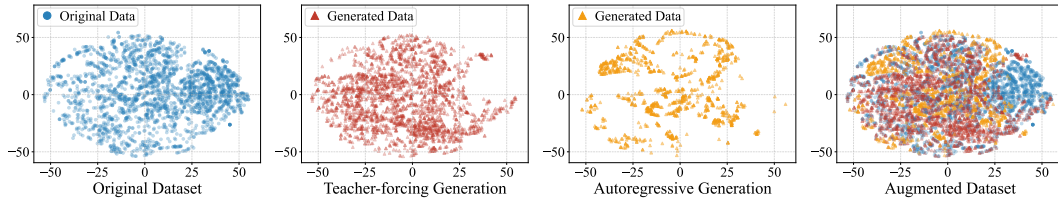


Figure 9: Distribution in hopper-medium-expert task.

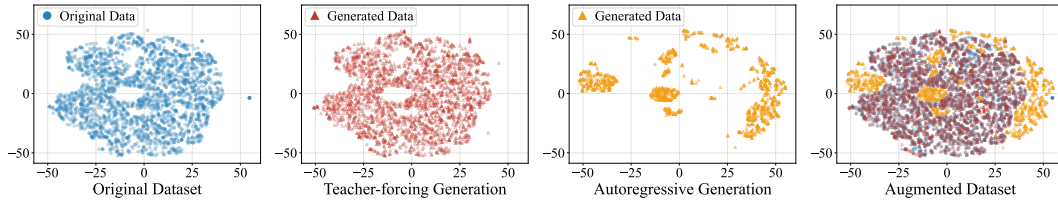


Figure 10: Distribution without reward and reward-to-go in hopper-medium-expert task.

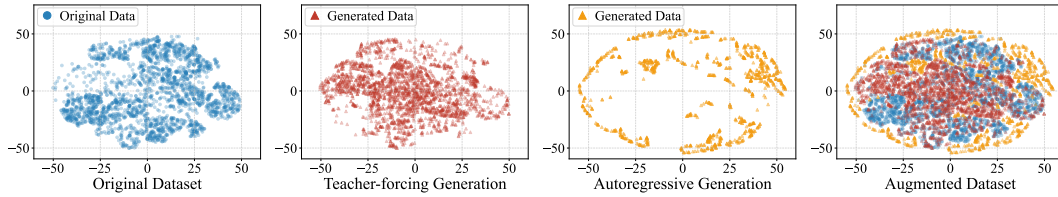


Figure 11: Distribution in walker2d-medium-expert task.

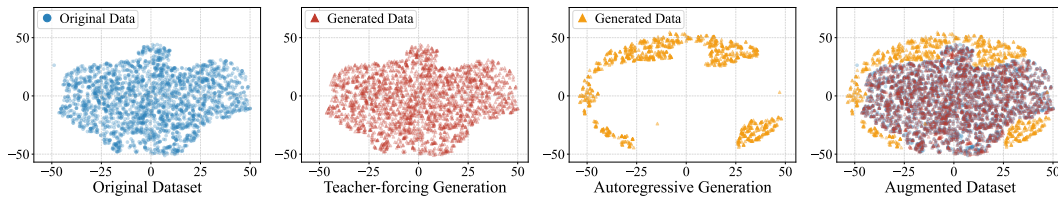


Figure 12: Distribution without reward and reward-to-go in walker2d-medium-expert task.

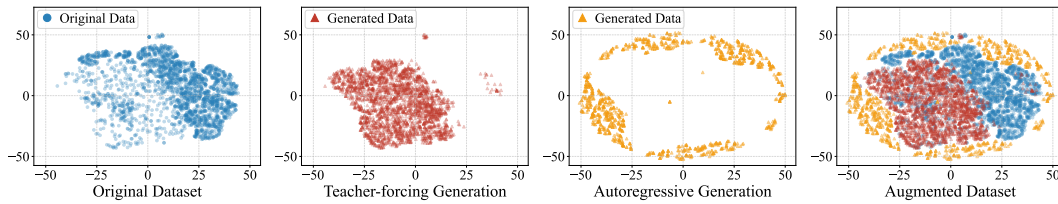


Figure 13: Distribution in halfcheetah-medium task.

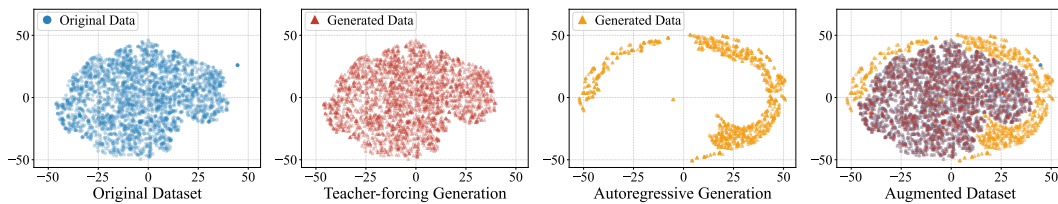


Figure 14: Distribution without reward and reward-to-go in halfcheetah-medium task.

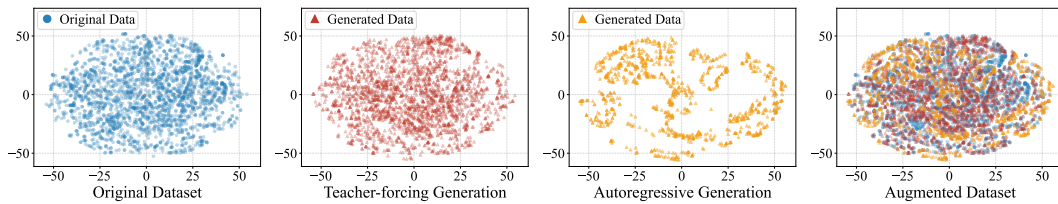


Figure 15: Distribution in hopper-medium task.

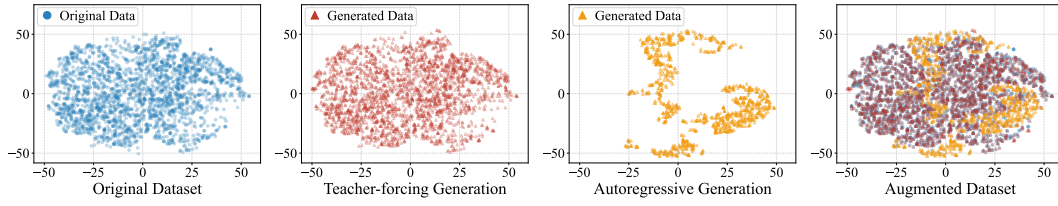


Figure 16: Distribution without reward and reward-to-go in hopper-medium task.

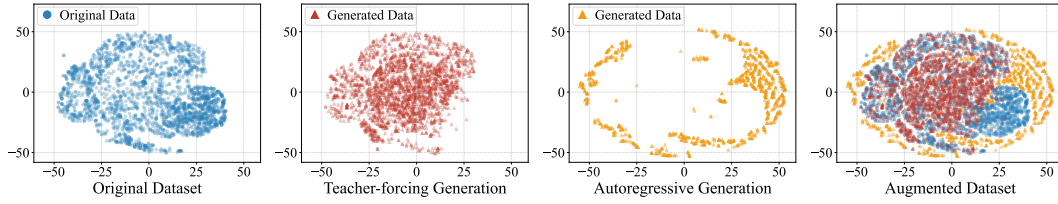


Figure 17: Distribution in walker2d-medium task.

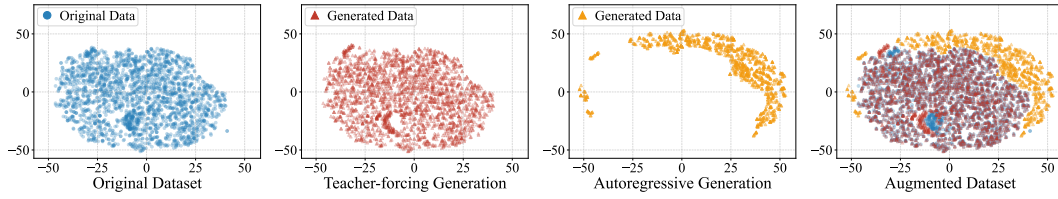


Figure 18: Distribution without reward and reward-to-go in walker2d-medium task.

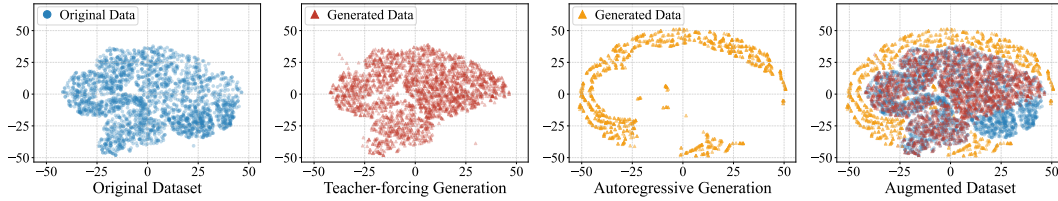


Figure 19: Distribution in halfcheetah-medium-replay task.

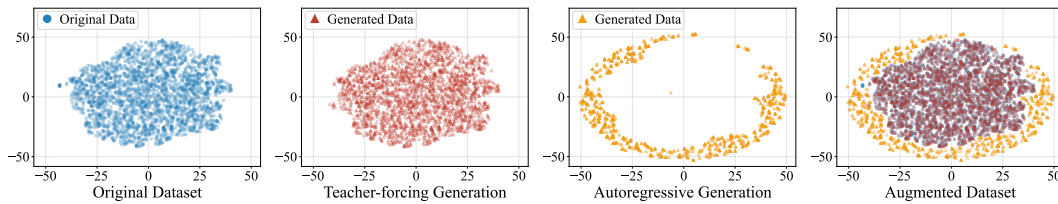


Figure 20: Distribution without reward and reward-to-go in halfcheetah-medium-replay task.

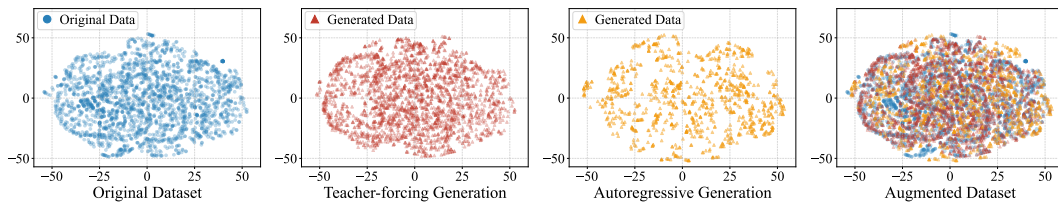


Figure 21: Distribution in hopper-medium-replay task.

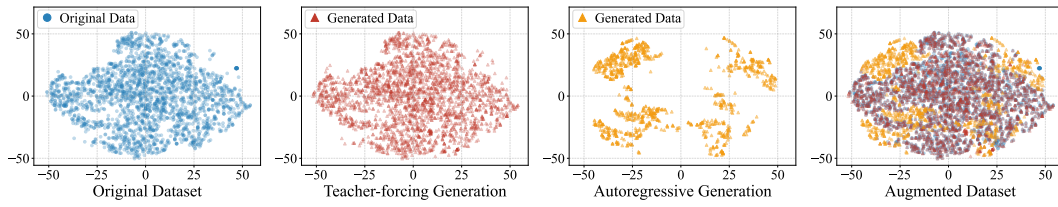


Figure 22: Distribution without reward and reward-to-go in hopper-medium-replay task.

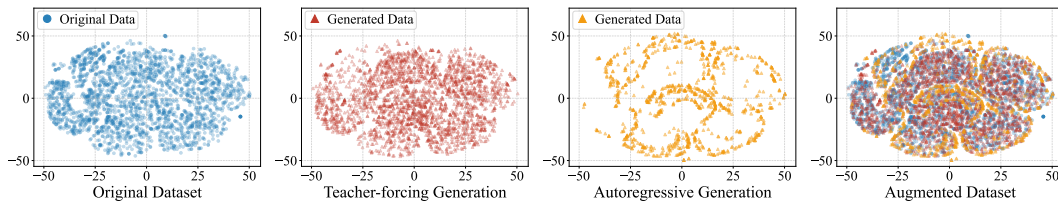


Figure 23: Distribution in walker2d-medium-replay task.

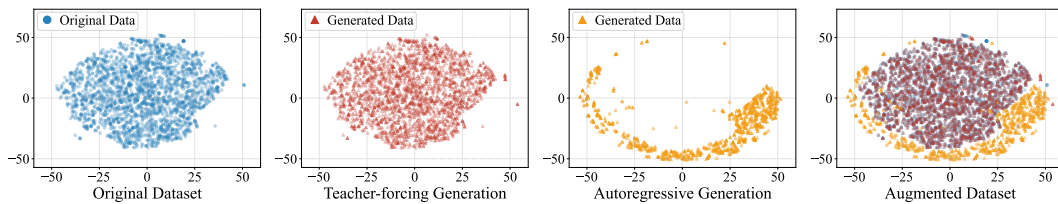


Figure 24: Distribution without reward and reward-to-go in walker2d-medium-replay task.