

# Epistemic Deep Learning

Shireen Kudukkil Manchingal      Fabio Cuzzolin

June 16, 2022

## Abstract

The belief function approach to uncertainty quantification as proposed in the Dempster-Shafer theory of evidence is established upon the general mathematical models for set-valued observations, called *random sets*. Set-valued predictions are the most natural representations of uncertainty in machine learning. In this paper, we introduce a concept called *epistemic deep learning* based on the random-set interpretation of belief functions to model epistemic learning in deep neural networks. We propose a novel random-set convolutional neural network for classification that produces scores for sets of classes by learning set-valued ground truth representations. We evaluate different formulations of entropy and distance measures for belief functions as viable loss functions for these random-set networks. We also discuss methods for evaluating the quality of epistemic predictions and the performance of epistemic random-set neural networks. We demonstrate through experiments that the epistemic approach produces better performance results when compared to traditional approaches of estimating uncertainty.

## 1 Introduction

Despite its recent rise in popularity, in its current form, AI cannot confidently make predictions robust enough to stand the test of data generated by processes different from those studied at training time, even by tiny details, as shown by ‘adversarial’ results able to fool deep neural networks [69]. While recognising this issue under different names (e.g. *overfitting* [71] or *model adaptation* [54]), traditional machine learning seems unable to address it in non-incremental ways. As a result, AI systems suffer from brittle behaviour, and find it difficult to operate in new situations, e.g. adapting an autonomous vehicle to driving in heavy rain or coping with other road users’ different styles of driving [100].

Among different sources of uncertainty in machine learning, epistemic uncertainty - the type of uncertainty observed when there is a lack of information, is fundamental in order to perform trustworthy model-based inference. There have been many advances towards quantifying epistemic uncertainty in deep learning models over the past years. The limitations of classical probability and both its frequentist and Bayesian interpretations have led to the development of

a number of alternatives. Extensions of classical probability theory have been proposed, starting from de Finetti’s pioneering work on subjective probability [16]. Other formalisms include possibility-fuzzy set theory [97, 25], probability intervals [37], credal sets [53, 49], monotone capacities [94], random sets [62] and imprecise probability theory [91]. New original foundations of subjective probability in behavioural terms [92] or by means of game theory [77] have been introduced.

In this paper, we focus in particular on *random set* representations as a special case. As they assign probability values to sets of outcomes directly, they naturally model the fact that observations almost invariably come in the form of sets. In the case of finite target spaces (i.e., for classification) we will model uncertainty using *belief functions* [76], the finite incarnation of random sets. Based on belief functions, the Dempster-Shafer theory of evidence [76] provides a general framework for modeling epistemic uncertainty by combining evidence from multiple sources for parameters modeled by focal sets with associated degrees of belief. Dempster-Shafer theory is a generalization of Bayesian inference [80] in which epistemic uncertainty can be modeled by single probability distributions and assigning subjective priors to probabilities to incorporate expert knowledge.

## 1.1 Contributions

The main contributions of the paper are the following:

- The formulation of a novel epistemic deep learning framework, centred on the explicit modelling of the epistemic uncertainty induced by training data of limited size and quality.
- A baseline epistemic CNN architecture for multi-label image classification.
- The formulation of novel loss functions for the training of epistemic classification networks, obtained by generalising the notions of Kullback-Leibler divergence and entropy.
- The formulation of a general approach to assessing epistemic predictions, which includes Bayesian and traditional deep learning as special cases.

## 1.2 Paper outline

The paper is structured as follows. In Sec. 2 we review the way epistemic uncertainty is modelled in machine learning. Sec. 3 introduces the concept of epistemic deep learning, discusses how epistemic uncertainty can be modelled at either the target space level or the parameter space level. Sec. 4, in particular, proposes a CNN architecture for epistemic classification in the random set setting. Sec. 5 derives and introduces various generalisations of the classical cross entropy loss to random sets, based on the KL divergence and entropy. Sec. 6 introduces a general way of evaluating epistemic predictions and compares it with

traditional evaluation. Sec. 7 demonstrates results on four datasets suitably adapted for this purpose of both our epistemic CNN and traditional baselines, which confirm the proven dominance results. Sec. 8 concludes the paper.

## 2 State of the art

Researchers have recently taken some tentative steps to model uncertainty in machine learning and artificial intelligence. Scientists have adopted measures of epistemic uncertainty [45] to refuse or delay making a decision [33], take actions specifically directed at reducing uncertainty (as in active learning [2]), or exclude highly-uncertain data at decision making time [45]. Deep networks that abstain from making predictions are one such paradigm [33]. The use of Gaussian processes [40] have also been proposed. However, most of the sparse attempts made so far to incorporate uncertainty in neural predictions [40, 33] have been made from a Bayesian stance, which only captures aleatory uncertainty, and do not fully model epistemic uncertainty [15]. In this section, we categorize the state-of-the-art uncertainty quantification techniques into four methods, namely, set-wise learning, bayesian inference, evidential learning, and conformal prediction.

### 2.1 Set-wise learning

As a form of set-wise learning, epistemic learning relates to other approaches which learn sets of models [10] (although differing in its rationale) and to min-max approaches to domain adaptation [101], which employ minimax optimisation to learn models adapted to data generated by any probability distribution within a “safe” family.

Zaffalon proposed Naive Credal Classifiers(NCC) [98][12], an extension of the naive Bayes classifier to credal sets, where imprecise data probabilities are included in models in the form of sets of classes. Antonucci [3] presents graphical models as generalisation of the NCCs to multilabel data. Expected utility maximization algorithms such as finding the Bayes-optimal prediction [58] and classification with reject option for risk aversion [64] are also based on set-valued predictions.

Much work has been done in unsupervised learning, and specifically in clustering by Denoeux and co-authors [57][22]. The clustering of belief functions, in particular, has been extensively studied by Schubert [74]. In classification, evidence-theoretical classifiers have been developed, based both on Smets’s generalised Bayes theorem [46] and on distance functions, e.g. evidential K-NNs[21]. Random forest approaches based on imprecise probabilities have been brought forward by Abellan and co-authors [1] but also by Utkin [84]. Classification with partial data has been studied by various authors [86][81], while a large number of papers have been published on decision trees in the belief function framework [26][85]. Significant work in the neural network area was conducted, once again, by Denoeux [19], and by Fay et al. [28]. A credal bagging approach

was proposed in [29]. Classification approaches based on rough sets were proposed by Trabelsi et al [83]. Ensemble classification [9] is another area in which uncertainty theory has been quite impactful, as the problem is one of combining the results of different classifiers. Important contributions have been made by Xu et al.[95] and by Rogova [72]. Regression, on the other hand, was considered by belief theorists only relatively recently [50][35].

## 2.2 Bayesian deep learning

Bayesian approach in deep learning was pioneered by Neal[60], MacKay [55] and Buntine and Weigend [8]. Some literature in these papers establishes link between Bayesian Neural Networks and Gaussian processes. The Bayesian method to estimating uncertainty[55] is a probabilistic approach that is well-established in machine learning. Bayesian networks apply posterior inference on traditional neural network architecture and provide estimates of uncertainty in predictions. Since the posterior is complex to compute analytically, in practice, different methods that try to mimic the posterior using a simpler, tractable family of distributions are employed. Approximation of Bayesian deep learning models are done using techniques such as Monte Carlo Markov Chain (MCMC) [59][34], variational inference(VI) [42][36], dropout VI [31], or using an ensemble of independently trained models, to infer expectation and variance over stochastic passes where large variance measures indicate the model’s epistemic uncertainty. Early variational approximations to Bayesian network weights were described by Hinton [38] and Barber [7].

Bayesian learning has some limitations [43]. The computational cost for sampling during inference is high, limiting the potential for use in real-time applications. Additionally, it is difficult to choose an appropriate model prior and approximate inference scheme to design a model posterior.

## 2.3 Evidential approaches

Within a proper epistemic setting, a significant amount of work has been done by Denoeux and co-authors, and Liu et al. [30], on unsupervised learning and clustering in particular in the belief function framework [56]. Quite a lot of work has been done on ensemble classification in the evidential framework [95] (in particular for neural networks [72]), decision trees [27], K-nearest neighbour classifiers [20], and more recently on evidential deep learning classifiers able to quantify uncertainty [82]. Tong et al.[82] proposes a convolutional neural network based on Dempster-Shafer theory called the evidential deep-classifier employs utility functions from decision theory to assign utilities on mass functions derived from input features to produce set-valued observations. Another recent approach by Sensoy et al.[75] proposes an evidential deep learning classifier to estimate uncertainty in the Dirichlet representation. This work is based on subjective logic and learning to form subjective opinions by minimizing the Kullback-Leibler divergence over a uniform Dirichlet distribution.

## 2.4 Conformal prediction

Conformal prediction [88][78] provides a framework for estimating uncertainty by applying a threshold on the error the model can make to produce prediction sets, irrespective of the underlying prediction problem. Some of the early work in conformal prediction were formed by Gammerman, Vovk and Vapnik [32] in the 1990s. Balasubramanian et al.[5] presented a more recent work on conformal methods in machine learning. In machine learning, the conformal method involves computing a non-conformity measure to compare between test and training data and achieve better accuracy. Different variants of conformal predictors are described in papers by Saunders et al.[73], Nouretdinov et al.[65], Proedrou et al.[70] and Papadopoulos et al.[66]. Since the computational inefficiency of conformal predictors posed a problem for their use in deep learning networks, Inductive Conformal Predictors(ICPs) were proposed by Papadopoulos et al.[67][68]. Venn Predictors [90], cross-conformal predictors [87] and Venn-Abers predictors [89] were introduced in distribution-free uncertainty quantification using the conformal approach.

Nevertheless, these attempts to introduce concepts from uncertainty theory into machine learning have so far achieved limited impact, possibly because of the lack of a solid underlying principle.

## 3 Epistemic deep learning

In this paper, we introduce an *epistemic deep learning* concept based on random sets and belief functions. Our approach to developing an *epistemic artificial intelligence* theory is based on learning from data the model cannot see. The core aim of this paper is to propose a new class of neural networks able to model epistemic learning in a random set/belief function framework. We call this approach *epistemic deep learning*, and argue that a deep neural network producing an outcome for (selected) subsets of the target space is an intrinsically more faithful representation of the epistemic uncertainty associated with the limited quantity and quality of the training data.

We first illustrate the principles of epistemic deep learning (Section 3.1). A key step towards this is re-defining the ground truth of observations to represent the set of all subsets of the relevant target space (i.e., its *power set*).

### 3.1 Formal framework

#### 3.1.1 Epistemic artificial intelligence

The principle of *epistemic artificial intelligence* is illustrated in Figure 1. While traditional machine learning learns from the (limited) available evidence a model is able to describe with limited power of generalisation (a), epistemic AI (b) starts by assuming that the task at hand is (almost) completely unknown, because of the sheer imbalance between what we know and what we do not know.

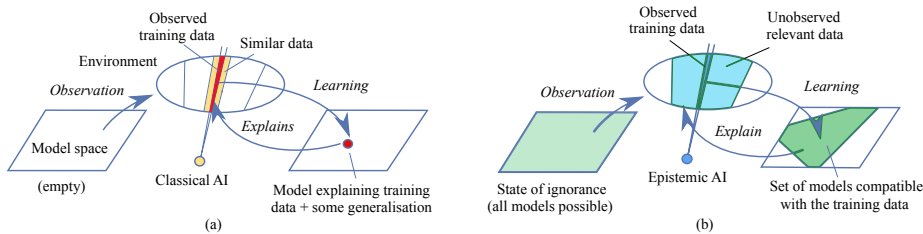


Figure 1: Epistemic AI’s notion of learning (b), as opposed to that of traditional machine learning/artificial intelligence (a).

Our ignorance is then only tempered in the light of the (limited) available evidence to avoid forgetting how much we ignore about the problem or, in fact, that we even ignore how much we ignore. This principle translates into seeking to learn *sets of hypotheses* compatible with the (scarce) data available, rather than individual models. A set of models may provide, given new data, a robust set of predictions among which the most cautious one can be adopted.

Mathematically, this can be done by modelling epistemic uncertainty via a suitable uncertainty measure on the target space  $\Theta$  for the task at hand (e.g., the list of classes  $\mathcal{C}$  for classification or a subset of  $\mathbb{R}^n$  for regression problems).

### 3.1.2 Target-level vs parameter-level representation

While the rationale of epistemic deep learning (and epistemic AI more in general) is to model epistemic uncertainty using a suitable uncertainty measure, in practice this can happen at two distinct levels:

- A *target level*, where the neural network is designed to output an uncertainty measure defined on the target space at hand, but its parameters (weights) are deterministic.
- A *parameter level*, in which the network is modelled by an uncertainty measure on the parameter space itself (i.e., its set of weights).

In what follows we will focus, in particular, on target-level representations (see Sec. 4). However, the full generality of the framework can only be expressed at parameter level, where the purpose of training is to identify an uncertainty measure on the space of weights.

### 3.1.3 Training objectives

The two modelling levels are reflected in their training objectives. At target level, a loss function needs to be defined to measure the difference between predictions and ground truth, both in the form of uncertainty measures on the target space. However, this loss is a function of a deterministic weight assignment. In other words, target-level epistemic learning generalises traditional deep networks which output point predictions over set-valued ones.

At parameter level, the objective is to recover an uncertainty measure defined on the set of weights, or more generally, the hypothesis space for that class of models. For a given weight configuration, we can assume that the output is of the same kind as a classical deep network: for instance, for classification, a set of scores that can be calibrated to a probability distribution over the target space.

As a consequence, parameter-level epistemic networks will have the same output layers as traditional networks, but different in the training process. Target-level networks will have different output layers designed to output a more general uncertainty measure than a classical distribution.

## 4 Random-set convolutional neural networks

Having discussed the principles of epistemic deep learning, we wish to propose a design for a *random-set convolutional neural network* that can be trained to output scores for sets of outcomes, and encode the epistemic uncertainty associated with the prediction in the random set framework. Note that, in this initial paper, we only focus on target-level representations.

### 4.1 Random sets and belief functions

Let us denote by  $\Omega$  and  $\Theta$  the sets of outcomes of two different but related problems  $Q_1$  and  $Q_2$ , respectively. Given a probability measure  $P$  on  $\Omega$ , we want to derive a ‘degree of belief’  $Bel(A)$  that  $A \subset \Theta$  contains the correct response to  $Q_2$ . If we call  $\Gamma(\omega)$  the subset of outcomes of  $Q_2$  compatible with  $\omega \in \Omega$ ,  $\omega$  tells us that the answer to  $Q_2$  is in  $A$  whenever  $\Gamma(\omega) \subset A$ . The *degree of belief*  $Bel(A)$  of an event  $A \subset \Theta$  is then the total probability (in  $\Omega$ ) of all the outcomes  $\omega$  of  $Q_1$  that satisfy the above condition [17]:

$$Bel(A) = P(\{\omega | \Gamma(\omega) \subset A\}) = \sum_{\omega \in \Omega: \Gamma(\omega) \subset A} P(\{\omega\}). \quad (1)$$

The map  $\Gamma : \Omega \rightarrow 2^\Theta = \{A \subseteq \Theta\}$  is called a *multivalued mapping* from  $\Omega$  to  $\Theta$ . Such a mapping, together with a probability measure  $P$  on  $\Omega$ , induces a *belief function* on  $2^\Theta$ . In Dempster’s original formulation, then, belief functions are objects induced by a source probability measure in a decision space for which we do not have a probability, as long as there exists a 1-many mapping between the two.

Nevertheless, belief functions can also be defined axiomatically on the domain of interest (*frame of discernment*)  $\Theta$ , without making reference to multivalued mappings. A *basic probability assignment* (BPA) [76] is a set function [18, 24]  $m : 2^\Theta \rightarrow [0, 1]$  s.t.  $m(\emptyset) = 0$  and  $\sum_{A \subset \Theta} m(A) = 1$ . In Dempster’s interpretation, the ‘mass’  $m(A)$  assigned to  $A$  is in fact the probability  $P(\{\omega \in \Omega : \Gamma(\omega) = A\})$ . Shafer and Smets [79], amongst others, have supported a view of mass functions as independently defined on  $\Theta$ . Subsets of  $\Theta$  whose mass values are non-zero are called *focal elements* of  $m$ .

The *belief function* (BF) associated with a BPA  $m : 2^\Theta \rightarrow [0, 1]$  is the set function  $Bel : 2^\Theta \rightarrow [0, 1]$  defined as:

$$Bel(A) = \sum_{B \subseteq A} m(B). \quad (2)$$

The corresponding *plausibility function* is  $Pl(A) \doteq \sum_{B \cap A \neq \emptyset} m(B) \geq Bel(A)$ . A further equivalent definition of belief functions can be provided in axiomatic terms [76]. Classical probability measures on  $\Theta$  are a special case of belief functions (those assigning mass to singletons only), termed *Bayesian belief functions*.

Based on these principles and definitions, we propose the following architecture and training objectives for a novel class of models called *random-set neural networks*.

## 4.2 Architecture

Consider a simple classification neural network. A classifier  $e$  is a mapping from an input space  $X$  to a categorical target space  $Y = [N]$ , where  $N$  denotes the number of classes:

$$e : X \rightarrow [N]$$

In set-valued classification, on the other hand,  $e$  is a mapping from  $X$  to the set of all subsets of  $[N]$ , the powerset  $\mathbb{P}(N)$ .

$$e : X \rightarrow 2^{[N]} \rightarrow \mathbb{P}(N)$$

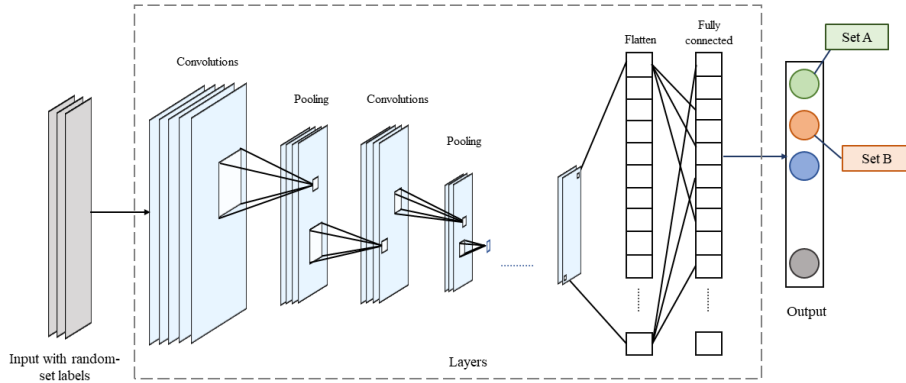


Figure 2: Random-set convolutional neural network

To train a network based on the above definition, we first modify the traditional ground truth vector  $\hat{y}$  for each data point  $x$  to produce a set-valued output. This can be done in two ways:



- By encoding the mass value  $m(A)$  for each subset  $A$  of the power set  $\mathbb{P}(N)$  of  $N$  classes.

$$\hat{y} = \{m(A) \mid A \in \mathbb{P}(N)\}$$

- By encoding the belief value  $Bel(A)$  for each subset  $A$  of the power set  $\mathbb{P}(N)$ .

$$\hat{y} = \{Bel(A) \mid A \in \mathbb{P}(N)\}$$

For a list of  $N$  classes, a random-set CNN will contain, if naively implemented,  $2^N$  classes with an output score for each subset of  $\mathbb{P}(N)$ . Using the mass value encoding, the ground truth vector is  $GT = \{m_1, m_2, \dots, m_{2^N}\}$ , where  $m_i$  is the mass value for  $i \in \mathbb{P}(N)$ , whereas in traditional CNNs,  $GT = \{1, 2, \dots, N\}$ . In the belief value encoding, the target vector becomes  $GT = \{Bel_1, Bel_2, \dots, Bel_{2^N}\}$ , where  $Bel_i$  is the belief value for  $i \in \mathbb{P}(N)$ .

### 4.3 Training

By re-defining the ground truth to represent set-valued observations, the model is able to learn set-structure and better estimate uncertainty. The mass value encoding produces similar results to a traditional CNN in terms of training and evaluation, as it simply looks like a padded version of the original target vector, with zeros added in correspondence of all non-singleton sets, allowing us to plug in as loss function the standard cross-entropy loss. The belief value encoding, instead, has a more complex structure since  $Bel(A)$  for set  $A$  is the sum of the masses of its subsets, but also the potential to “teach” the network the set structure of the problem.

Outputting scores for sets of target values is the basis for epistemic learning. The question then becomes what loss functions to use for training an epistemic neural network, by backpropagating gradients based on the different between predictions and ground truth.

## 5 Epistemic loss functions

As a random-set network outputs scores for sets of outcomes, traditional loss functions such as cross-entropy cannot be used as an objective.

This provides two possible ways of generalising the cross-entropy loss to random-set networks: by employing suitable entropy measures for belief functions, or by generalising the concept of Kullback-Leibler (KL) divergence to them.

### 5.1 Generalising the Kullback-Leibler divergence

The KL divergence of two probability distributions  $P$  and  $Q$  is defined as:

$$D_{KL}(P||Q) = \int_x P(x) \log \frac{P(x)}{Q(x)} dx. \quad (3)$$

We wish to extend the above definition to belief functions defined on the target space, such as those outputted by a random-set network.

### 5.1.1 KL divergence in the random set setting

The problem can be best posed in the random-set interpretation of belief functions, in which the latter are measures induced in the decision space of interest by a multi-valued mapping applied to a “source” domain in which source probabilities are available (see Figure 3) [15].

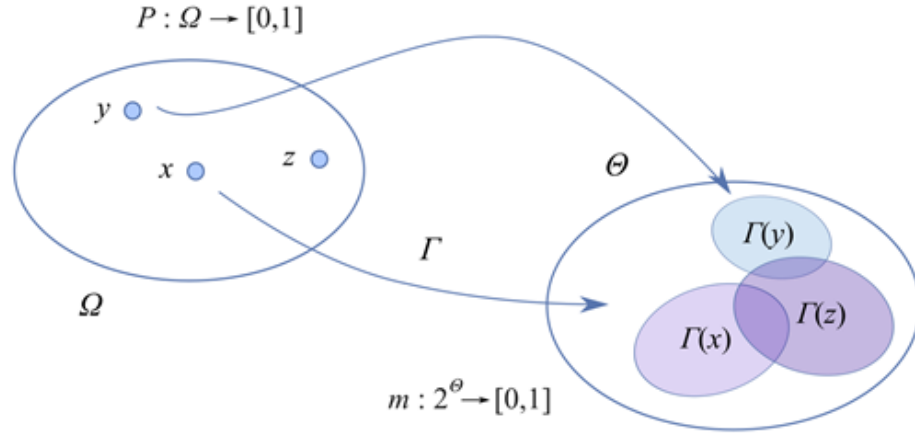


Figure 3: A multivalued mapping linking a probability on a source space  $\Omega$  to a belief function on the decision space  $\Theta$ .

Let  $\Gamma: \Omega \rightarrow 2^\Theta$  be the multivalued (1-to-many) mapping from the (unknown) source space  $\Omega$  to the set  $2^\Theta$  of all subsets of the decision space  $\Theta$  (set of classes). Let  $m = \Gamma(P)$  and  $\hat{m} = \Gamma(Q)$  be two mass functions on  $\Theta$  encoding, respectively, the true class value for an input  $x$  and the corresponding epistemic prediction generated by a network. The two are in fact images of two source probabilities in the unknown source space  $\Omega$ , which we call  $P$  and  $Q$ .

### 5.1.2 Approximating the KL divergence of the source probabilities

The question is, if we plug in the mass function encoding, where  $m(x) = P(x)$  is the true value and  $\hat{m}(x) = Q(x)$  is the predicted value of the network, in the above standard definition of  $D_{KL}$ , do we obtain a good approximation of the KL divergence between the associated source probabilities  $P$  and  $Q$  in the source space  $\Omega$ ,  $D_{KL}(m||\hat{m}) \approx D_{KL}(P||Q)$ ?

Since the KL divergence of mass functions,

$$\sum_{A \subset \Theta} m(A) \log \frac{m(A)}{\hat{m}(A)} = \sum_{A \subset \Theta} \sum_{x: \Gamma(x)=A} P(x) \log \frac{\sum_{x: \Gamma(x)=A} P(x)}{\sum_{x: \Gamma(x)=A} Q(x)}, \quad (4)$$

whenever each subset  $A \in \Theta$  is image of a unique point  $x^*$  of  $\Omega$ ,  $D_{KL}(m||\hat{m}) = D_{KL}(P||Q)$ . Thus,  $D_{KL}(m||\hat{m})$  is in general a reasonable approximation of the true KL divergence of the source probabilities. Unfortunately, the relationship is much more complicated with  $D_{KL}(Bel||\hat{Bel})$  because of the combinatorial structure of belief values.

We are currently working along these lines to provide a theoretical support for possible candidate extensions, and analytical solutions to optimisation problems involving generalised KL divergences as the objective function, under additional constraints.

## 5.2 Generalised entropy measures

The same question, in fact, applies to the generalisation of cross-entropy via entropy measures. The question of defining a suitable entropy measure for belief functions has been rather extensively studied in the literature [61]. A suitable candidate should reduce to the standard Shannon entropy when applied to probability measures. In addition, desirable properties an entropy measure should obey can be formulated [41].

In our work we have considered the following measures:

### 5.2.1 Nguyen’s entropy

First, we consider Nguyen’s generalisation of Shannon’s entropy [63] where probability values are replaced by mass values,

$$H_n[m] = - \sum_{A \in \mathcal{F}} m(A) \log m(A), \quad (5)$$

where  $\mathcal{F}$  is the set of focal elements of  $m$ . Minimizing Nguyen’s generalization as loss in random-set CNN produces satisfactory training loss metrics.

### 5.2.2 Hohle’s entropy

In Hohle’s measure of confusion [39], predictive probabilities are replaced by belief values:

$$H_h[m] = \sum_{A \in \mathcal{F}} m(A) \log Bel(A) \quad (6)$$

### 5.2.3 Yager’s entropy

In Yager’s entropy [96], predictive probabilities are replaced by plausibility values:

$$H_y[m] = \sum_{A \in \mathcal{F}} m(A) \log Pl(A) \quad (7)$$

### 5.2.4 Klir and Ramer's global uncertainty measure

Later, Klir and Ramer [47] discussed some limitations of Hohle's measure of confusion [39], and proposed a new composite measure called global uncertainty measure by combining Dubois and Prade's non-specificity [23] and a new measure of conflict called discord.

$$H_k[m] = D[m] + H_d[m], \quad (8)$$

where

$$D(m) = - \sum_{A \in F} m(A) \log \left[ \frac{\sum_{B \in F} m(B) |A \cap B|}{|B|} \right]. \quad (9)$$

The first component in Eq. 8 is designed to measure conflict, and the second component is designed to measure non-specificity.

### 5.2.5 Desired properties of entropy for belief functions

Jiroušek and Shenoy [41] describes six desirable properties of entropy in the Dempster-Shafer(DS) theory,  $H(m)$ , where  $m$  is the basic probability assignment:

- *Consistency with DS theory semantics:*  $P_{m_1 \oplus m_2} = P_{m_1} \otimes P_{m_2}$ , where  $P_m$  is the probability mass function(PMF) transformed from  $m$ .
- *Non-negativity:*  $H(m) \geq 0$ , equal if  $x \in \Omega$ , where  $\Omega$  is the state space such that  $m(x) = 1$ .
- *Maximum entropy:*  $H(m) \leq H(\iota)$ , equal if  $m = \iota$ , where  $\iota$  is the vacuous bpa.
- *Monotonicity:* If  $|\Omega_X| < |\Omega_Y|$ , then  $H(\iota_X) < H(\iota_Y)$ , where  $X$  and  $Y$  are random variables with state spaces  $\Omega_X$  and  $\Omega_Y$
- *Probability consistency:*  $H(m) = H_s(P)$ , where  $P$  is the PMF corresponding to  $m$  and  $H_s(P)$  is Shannon's entropy of the PMF  $P$ .
- *Additivity:*  $H(m_X \oplus m_Y) = H(m_X) + H(m_Y)$  for distinct BPAs  $m_X$  and  $m_Y$  for  $X$  and  $Y$  respectively.

Nguyen's entropy  $H_n[m]$ , Hohle's measure  $H_h[m]$  and Yager's entropy  $H_y[m]$  captures only the conflict portion of uncertainty. Therefore, they do not satisfy non-negativity, maximum entropy and monotonicity properties as  $H_n(\iota)$ ,  $H_h(\iota)$  and  $H_y(\iota)$  are equal to zero.

As  $H_n$  follows the properties of Shannon's entropy, it satisfies the the consistency with DS theory semantics and probability consistency property.  $H_n$  also satisfies the additivity property since the log of a product is the sum of the logs. Recall that for Bayesian BPA,  $m(x) = Bel_m(x)$  and  $m(x) = Pl_m(x)$ . Therefore,  $H_h$  and  $H_y$  satisfies the consistency with DS theory semantics, probability consistency and the additivity property.

Klir and Ramer’s  $H_k[m]$  violates the maximum entropy property but satisfies the consistency with DS theory semantics, non-negativity, monotonicity, probability consistency, and additivity properties.

### 5.3 Distance measures

A final approach consists of formulating a loss function based on a suitable distance function for belief functions, rather than attempting to generalise the notion of KL divergence. In this paper, we only consider one such approach:

#### 5.3.1 Josselme’s distance

Josselme’s distance [44] is based on the similarity among subsets and defines the distance between two BPAs  $m_1$  and  $m_2$  on the same frame of discernment (where  $\mathbf{m}$  is represented as a vector) as:

$$d(m_1, m_2) = \sqrt{\frac{1}{2}(m_1 - m_2)^T D(m_1 - m_2)}, \quad (10)$$

where

$$D(A, B) = \frac{|A \cap B|}{|A \cup B|}, A, B \in 2^\Theta$$

is called the similarity measurement matrix.

## 6 Evaluation of epistemic predictions

As epistemic learning maps data points to sets of models, epistemic predictions cannot simply be evaluated using traditional performance measures, as these assume point-wise predictions, in turn computed from vectors of scores that can be calibrated to a probability distribution.

### 6.1 Performance evaluation

#### 6.1.1 Traditional deep learning

In classification problems, this is typically obtained by extracting the maximum-likelihood class from a vector  $p$  of predicted probabilities of the various classes  $c_i \in C$ :

$$\hat{c} = \arg \max_i p(c_i) = \arg \min_i d(p, p_i)$$

where  $p_i$  is a one-hot vector encoding class  $c_i$  (equal to 1 for the true class and 0 otherwise), corresponding to a vertex of the simplex of probability distributions on  $C$ , and  $d$  is a suitable distance function (e.g., an  $L_p$  distance). Accuracy and average precision (AP) are then computed using the resulting point-wise class predictions. Devising a suitable evaluation strategy is essential to allow a fair comparison between traditional (e.g., Bayesian) and epistemic prediction methods.

### 6.1.2 Bayesian deep learning

Bayesian deep networks compute the predictive distribution by *weighted model averaging*. The most common performance metrics in the evaluation of Bayesian neural networks include predictive performance (the ability of the model to provide accurate answers) and model calibration (the confidence about its prediction). Predictive performance is calculated similarly to traditional neural networks by computing various distance, entropy and log losses. Model calibration is computed as a calibration curve that compares between predicted and observed probabilities to detect whether a model is underconfident or overconfident. We believe that the current evaluation metrics for Bayesian neural networks do not test the true nature of epistemic predictions and thus is a field with scope for more research.

### 6.2 Performance evaluation in epistemic deep learning

We have thus been studying the most appropriate ways to measure the performance of sets of models and of comparing it with that of traditional (single) models. We also look at theoretical guarantees of the dominance of epistemic predictions over Bayesian ones. To this end, we have been developing a general definition of performance based on measuring the distance (in the *simplex* of possible probability distributions defined on the decision space or list of classes  $C$ ) between the epistemic prediction (in the form of a credal set, either general or induced by a random set) and the ground truth (a one-hot probability corresponding to one of the vertices of the simplex): see Figure 4.

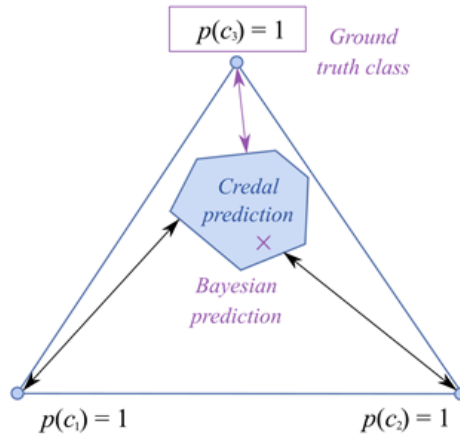


Figure 4: Proposed evaluation of epistemic predictions by minimising distances to the ground truth in the probability simplex.

Note that the size of the prediction should also be considered, for the model to learn the optimal trade-off between accuracy and precision of its predictions.

### 6.2.1 Vertices of a random set prediction

If the epistemic network outputs a belief function (finite random set) on the target space, before we measure any kind of distance between prediction and ground truth we first need to compute the vertices of the credal set [53, 99, 14, 4] (i.e., a convex set of probabilities defined on the target space) *consistent* with the predicted belief function.

Any probability distribution  $P$  such that  $P(A) \geq Bel(A) \forall A \subset \Theta$ , is said to be ‘consistent’ with  $Bel$  [49]. Each belief function  $Bel$  thus uniquely identifies a set of probabilities consistent with it,

$$\mathcal{P}[Bel] = \left\{ P \in \mathcal{P} \mid P(A) \geq Bel(A) \right\}, \quad (11)$$

(where  $\mathcal{P}$  is the set of all probabilities one can define on  $\Theta$ ).

Not all credal sets are consistent with a belief function. Credal sets associated with BFs have as vertices all the distributions  $P^\pi$  induced by a permutation  $\pi = \{x_{\pi(1)}, \dots, x_{\pi(|\Theta|)}\}$  of the singletons of  $\Theta = \{x_1, \dots, x_n\}$  of the form [11, 13]

$$P^\pi[Bel](x_{\pi(i)}) = \sum_{A \ni x_{\pi(i)}; A \not\ni x_{\pi(j)} \forall j < i} m(A). \quad (12)$$

Such an extremal probability (12) assigns to a singleton element put in position  $\pi(i)$  by the permutation  $\pi$  the mass of all the focal elements containing it, but not containing any elements preceding it in the permutation order [93].

Eq. (12) analytically derives the finite set of vertices which identify a random-set prediction. As a convex set can be handled using only its vertices, any distance between the ground truth and a random-set prediction will be a function of these vertices.

## 7 Experiments

We have performed experiments for random-set convolutional neural networks and their mass-function encodings on four classification datasets and compared the results to traditional and Bayesian neural networks. We also discuss experiments on possible loss functions for random-set CNNs.

### 7.1 Experiments on random-set CNNs

#### 7.1.1 Binary classification

##### Pima Indian Diabetes

In our first set of evaluations on a binary classification problem, we trained on the *Pima Indians Diabetes* dataset [51], which consists of 8 predictor variables and one target variable (‘Outcome’) to predict whether a patient has diabetes or not (binary classification). The classes are represented as 0 and 1. We consider the power set of these classes which are set-valued classes of  $\emptyset$ ,  $[0]$ ,  $[1]$  and  $[0, 1]$ .

We then modify the ground truth from class representations (labels) of 0 and 1 to the mass values of the power set of classes,  $m(\emptyset)$ ,  $m(\{0\})$ ,  $m(\{1\})$ ,  $m(\{0, 1\})$ , and train the neural network using standard cross-entropy with the modified labels to output scores for each of the subsets of the power set.

The random-set neural network with mass value as ground truth produced a test accuracy of 72.9% when compared to the traditional neural network with an accuracy of 73.4% and the Bayesian network with an accuracy of 67.7%.

### 7.1.2 Multi-class image classification

#### MNIST

In a second evaluation setting on multi-class image classification, we train the proposed random-set convolutional neural network for 4 out of 10 classes on the *MNIST dataset*[52].

Our CNN architecture employs 32 filters of size  $3 \times 3$  in the first convolutional layer, 64 filters of size  $3 \times 3$  in the second and third convolutional layers, and 100 hidden units for the fully-connected (classification) layer. MNIST contains 60,000 training images and 10,000 testing images for 10 classes of images of digits from 0 to 9, corresponding to the class labels. In order to limit the computational issues, we choose 4 out of these 10 classes to train our network, thus forming a smaller dataset consisting of 24,754 training images and 4,157 testing images for classes 0 to 3, with a power set of cardinality  $2^4 = 16$  (including the empty set). Similarly to what was mentioned above, we modify the ground truth to the mass values of each subset in the power set and use these as our new labels to train the network.

We train the random-set CNN over 50 epochs to minimise the cross entropy loss between the true and predicted values. Table 1 shows the test accuracies for MNIST dataset using traditional, Bayesian and random-set convolutional neural networks. Training the random-set CNN with cross-entropy as loss yields a test accuracy of 99.95% when compared to the traditional CNN, which produced a test accuracy of 99.87%, and the Bayesian CNN with an accuracy of 98.28% in the same experimental setup.

#### Intel Image Classification

We also look at datasets less saturated than MNIST to evaluate our random-set CNN classifiers, in order to demonstrate its performance in more challenging settings. One of them is the Intel Image Classification dataset [6], with 14,034 training, 3,000 testing and 7,000 prediction images over 6 classes. The random-set CNN architecture for this dataset has 32 filters of size  $3 \times 3$  in the first convolutional layer, 64 filters of size  $3 \times 3$  in the second and third convolutional layers, 126 filters of size  $3 \times 3$  in the fourth and fifth layers and 512 hidden units for the fully-connected layer. Once again, we take into account 4 of the 6 classes. For a cross-entropy loss, the random-set CNN produces a test accuracy of 87.63%, the traditional CNN produces a test accuracy of 84.70%, and the Bayesian CNN produces an accuracy of 73.62%.



Datasets	Traditional	Bayesian	Epistemic
<i>Pima Indian Diabetes</i>	73.43	67.70	72.91
<i>MNIST</i>	99.87	98.29	<b>99.95</b>
<i>Intel Image Classification</i>	84.70	73.62	<b>87.63</b>
<i>CIFAR10</i>	84.95	69.74	<b>85.90</b>

Table 1: Comparison of test accuracies(%) in traditional, Bayesian and Epistemic convolutional neural networks (CNNs)

## CIFAR10

Another dataset of interest in the CIFAR-10 dataset [48] which consists of 60,000 32x32 color images divided across 10 classes, with 6000 images per class. These are split into 50,000 training images and 10,000 test images. Out of 10 classes, we consider 4 classes and modify the ground truth to represent the mass values of subsets of the power set of these classes. We use a similar architecture to that of MNIST to train this dataset and obtain a test accuracy of 85.90% when compared to the traditional CNN, which produced a test accuracy of 84.95%, and the Bayesian CNN with an accuracy of 69.74% in the same experimental setup.

## 7.2 Experiments on generalization of losses for random-set CNNs

We also conducted experiments to find suitable loss functions for the proposed random-set CNNs by employing entropy measures. These experiments were carried out on the MNIST dataset for random-set CNNs.

### 7.2.1 Kullback-Leibler divergence

Training the random-set CNN with the Kullback-Leibler(KL) divergence divergence of the true and predicted masses as loss produces a test accuracy of 99.92% over a traditional CNN with accuracy of 99.87%. This result is due to the mass function approximation of KL divergence discussed in Sec. 5.1

### 7.2.2 Entropy measures

Among the different entropy measures discussed in Sec. 5.2, we have obtained comparable results for *Nyugen's entropy* (see Sec. 5.2.1), which is a generalization of Shannon's entropy. A random-set CNN with Nguyen's entropy as loss yields a test accuracy of 99.85% and a test loss of 0.0017% on the MNIST dataset. The mass function encoding of random-set CNNs is similar to the original target vector with zeros added in correspondence of all non-singleton sets. This is one of the reasons in obtaining good accuracy results when compared with traditional and Bayesian neural networks. In on-going work, we are performing experiments on the other entropy measures mentioned in Sec.

5.2, namely Hohle’s measure, Yager’s entropy and Jousselme’s distance(see Sec. 5.3).

### 7.3 Results

As argued above, our conclusion is that a mass function encoding of the output of a random-set CNN is similar to a traditional output in terms of training and validation. More sophisticated techniques, such as the belief function encoding (discussed in 4.2) can be used to teach the network the power set structure of the target-level representation. This approach is being explored in on-going work. We are also looking at methods to effectively select the most significant classes within the power set for training. Using a power set structure for set-valued observations increases the complexity of the network exponentially. Since our current focus is not on the complexity of the representation, we only use a few of the classes to carry out the experiments. Despite these, random-set CNNs have produced better test accuracies and test losses than traditional and Bayesian neural networks in most of the datasets discussed in Table 1.

## 8 Conclusions

In this paper, we develop a novel approach to estimating uncertainty using the random set/belief function approach called *epistemic deep learning*. We propose a random-set convolutional neural network for classification using this approach and demonstrate its performance by comparing with traditional and Bayesian neural networks. We discuss possible loss functions for use in these networks and performance evaluation metrics for epistemic predictions. Our method produces better test accuracies for classification tasks when compared to current state-of-the-art neural networks for uncertainty estimation and is comparable to traditional networks.

In this work, we only discuss target-level representation of random-set CNN. We are currently looking at the parameter-level representation of random-set neural networks in on-going work and extending this approach to detection tasks. Detection networks have additional heads which take care of regressing bounding box coordinates in addition to labels: the research problem is then based on how to formulate suitable localisation losses in keeping with the epistemic uncertainty principle, e.g. by outputting a random set over the search space of possible bounding boxes.

Current classification models and benchmark datasets are designed for classical, single-class ground truth representations per data point. The challenge is then to define and train the neural network to learn random sets and the subset structure of the problem, the  $2^N$  ground truth representation in epistemic learning. As discussed under Sec. 6, the performance and evaluation metrics for random set neural networks will also forcibly differ from that of traditional neural networks. Hence, it is important to derive a generalized evaluation framework to measure the performance of traditional, Bayesian and Epistemic predictions.

## References

- [1] Joaquín Abellán, Carlos Javier Mantas, and Francisco Javier García Castellano. A random forest approach using imprecise probabilities. *Knowl. Based Syst.*, 134:72–84, 2017.
- [2] Charu C Aggarwal, Xiangnan Kong, Quanquan Gu, Jiawei Han, and S Yu Philip. Active learning: A survey. In *Data Classification: Algorithms and Applications*, pages 571–605. CRC Press, 2014.
- [3] Alessandro Antonucci and Giorgio Corani. The multilabel naive credal classifier. *International Journal of Approximate Reasoning*, 83:320–336, 2017.
- [4] Alessandro Antonucci and Fabio Cuzzolin. Credal sets approximation by lower probabilities: Application to credal networks. In Eyke Hüllermeier, Rudolf Kruse, and Frank Hoffmann, editors, *Computational Intelligence for Knowledge-Based Systems Design*, volume 6178 of *Lecture Notes in Computer Science*, pages 716–725. Springer, Berlin Heidelberg, 2010.
- [5] Vineeth Balasubramanian, Shen-Shyang Ho, and Vladimir Vovk. *Conformal prediction for reliable machine learning: theory, adaptations and applications*. Newnes, 2014.
- [6] Puneet Bansal. Intel image classification - image scene classification of multiclass. <https://www.kaggle.com/datasets/puneet6060/intel-image-classification>.
- [7] David Barber and Charles M. Bishop. Ensemble learning in bayesian neural networks. 1998.
- [8] Wray L. Buntine and Andreas S. Weigend. Bayesian back-propagation. *Complex Syst.*, 5, 1991.
- [9] Thomas Burger, Oya Aran, and Alice Caplier. Modeling hesitation and conflict: A belief based approach for multi-class problems. pages 95–100, 12 2006.
- [10] Rich Caruana, Alexandru Niculescu-Mizil, Geoff Crew, and Alex Ksikes. Ensemble selection from libraries of models. In *Proceedings of the Twenty-First International Conference on Machine Learning, ICML '04*, page 18, New York, NY, USA, 2004. Association for Computing Machinery.
- [11] A. Chateauneuf and Jean-Yves Jaffray. Some characterization of lower probabilities and other monotone capacities through the use of Möebius inversion. *Mathematical social sciences*, (3):263–283, 1989.
- [12] Giorgio Corani and Marco Zaffalon. Learning reliable classifiers from small or incomplete data sets: The naive credal classifier 2. *Journal of Machine Learning Research*, 9:581–621, 04 2008.

- [13] Fabio Cuzzolin. On the credal structure of consistent probabilities. In Steffen Hölldobler, Carsten Lutz, and Heinrich Wansing, editors, *Logics in Artificial Intelligence*, volume 5293 of *Lecture Notes in Computer Science*, pages 126–139. Springer, Berlin Heidelberg, 2008.
- [14] Fabio Cuzzolin. Credal semantics of Bayesian transformations in terms of probability intervals. *IEEE Transactions on Systems, Man, and Cybernetics, Part B: Cybernetics*, 40(2):421–432, 2010.
- [15] Fabio Cuzzolin. *The Geometry of Uncertainty: The Geometry of Imprecise Probabilities*. Artificial Intelligence: Foundations, Theory, and Algorithms. Springer International Publishing, 2020.
- [16] Bruno de Finetti. *Theory of Probability*. Wiley, London, 1974.
- [17] Arthur P. Dempster. Upper and lower probability inferences based on a sample from a finite univariate population. *Biometrika*, 54(3-4):515–528, 1967.
- [18] Dieter Denneberg and Michel Grabisch. Interaction transform of set functions over a finite set. *Information Sciences*, 121(1-2):149–170, 1999.
- [19] T. Denœux. A neural network classifier based on dempster-shafer theory. *IEEE Transactions on Systems, Man, and Cybernetics - Part A: Systems and Humans*, 30(2):131–150, 2000.
- [20] Thierry Denœux. A k-nearest neighbor classification rule based on Dempster–Shafer theory. In Roland R. Yager and Liping Liu, editors, *Classic Works of the Dempster-Shafer Theory of Belief Functions*, volume 219 of *Studies in Fuzziness and Soft Computing*, pages 737–760. Springer, 2008.
- [21] Thierry Denœux. A k-nearest neighbor classification rule based on dempster-shafer theory. *Systems, Man and Cybernetics, IEEE Transactions on*, 219:804 – 813, 06 1995.
- [22] Thierry Denœux and Marie-Hélène Masson. Evclus: Evidential clustering of proximity data. *IEEE transactions on systems, man, and cybernetics. Part B, Cybernetics : a publication of the IEEE Systems, Man, and Cybernetics Society*, 34:95–109, 03 2004.
- [23] Didier Dubois and Henri Prade. A note on measures of specificity for fuzzy sets. *International Journal of General Systems*, 10(4):279–283, 1985.
- [24] Didier Dubois and Henri Prade. A set-theoretic view of belief functions Logical operations and approximations by fuzzy sets. *International Journal of General Systems*, 12(3):193–226, 1986.
- [25] Didier Dubois and Henri Prade. Consonant approximations of belief functions. *International Journal of Approximate Reasoning*, 4:419–449, 1990.

- [26] Zied Elouedi, Khaled Mellouli, and Philippe Smets. Classification with belief decision trees. volume 1904, pages 80–90, 01 2000.
- [27] Zied Elouedi, Khaled Mellouli, and Philippe Smets. Decision trees using the belief function theory. In *Proceedings of the Eighth International Conference on Information Processing and Management of Uncertainty in Knowledge-based Systems (IPMU 2000)*, volume 1, pages 141–148, Madrid, 2000.
- [28] Rebecca Fay, Friedhelm Schwenker, Christian Thiel, and Günther Palm. Hierarchical neural networks utilising dempster-shafer evidence theory. In Friedhelm Schwenker and Simone Marinai, editors, *Artificial Neural Networks in Pattern Recognition*, pages 198–209, Berlin, Heidelberg, 2006. Springer Berlin Heidelberg.
- [29] J. François, Y. Grandvalet, T. Dencœux, and J.-M. Roger. Resample and combine: An approach to improving uncertainty representation in evidential pattern classification.
- [30] Zhun ga Liu, Jean Dezert, Grégoire Mercier, and Quan Pan. Belief C-means: An extension of fuzzy C-means algorithm in belief functions framework. *Pattern Recognition Letters*, 33(3):291–300, 2012.
- [31] Yarin Gal and Zoubin Ghahramani. Bayesian convolutional neural networks with bernoulli approximate variational inference, 2015.
- [32] A. Gammerman, V. Vovk, and V. Vapnik. Learning by transduction. In *Proceedings of the Fourteenth Conference on Uncertainty in Artificial Intelligence, UAI’98*, page 148–155, San Francisco, CA, USA, 1998. Morgan Kaufmann Publishers Inc.
- [33] Yonatan Geifman and Ran El-Yaniv. Selective classification for deep neural networks. *arXiv:1705.08500*, 2017.
- [34] Stuart Geman and Donald Geman. Stochastic relaxation, gibbs distributions, and the bayesian restoration of images. *IEEE Transactions on Pattern Analysis and Machine Intelligence*, PAMI-6(6):721–741, 1984.
- [35] Wenjuan Gong and Fabio Cuzzolin. A belief-theoretical approach to example-based pose estimation. *IEEE Transactions on Fuzzy Systems*, 26(2):598–611, 2018.
- [36] Alex Graves. Practical variational inference for neural networks. In J. Shawe-Taylor, R. Zemel, P. Bartlett, F. Pereira, and K.Q. Weinberger, editors, *Advances in Neural Information Processing Systems*, volume 24. Curran Associates, Inc., 2011.
- [37] Joseph Y. Halpern. *Reasoning About Uncertainty*. MIT Press, 2017.

- [38] Geoffrey E. Hinton and Drew van Camp. Keeping the neural networks simple by minimizing the description length of the weights. In *Proceedings of the Sixth Annual Conference on Computational Learning Theory, COLT '93*, page 5–13, New York, NY, USA, 1993. Association for Computing Machinery.
- [39] Ulrich Höhle and Erich Peter Klement. *Plausibility Measures — A General Framework for Possibility and Fuzzy Probability Measures*, pages 31–50. Springer Netherlands, Dordrecht, 1984.
- [40] Eyke Hüllermeier and Willem Waegeman. Aleatoric and epistemic uncertainty in machine learning: An introduction to concepts and methods. *Machine Learning*, 110(3):457–506, 2021.
- [41] Radim Jiroušek and Prakash P. Shenoy. A new definition of entropy of belief functions in the dempster–shafer theory. *International Journal of Approximate Reasoning*, 92:49–65, 2018.
- [42] Michael I Jordan, Zoubin Ghahramani, Tommi S Jaakkola, and Lawrence K Saul. An introduction to variational methods for graphical models. *Machine learning*, 37(2):183–233, 1999.
- [43] Laurent Valentin Jospin, Wray L. Buntine, Farid Boussaïd, Hamid Laga, and Mohammed Bennamoun. Hands-on bayesian neural networks - a tutorial for deep learning users. *CoRR*, abs/2007.06823, 2020.
- [44] Anne-Laure Jousselme, Dominic Grenier, and Eloi Bossé. A new distance between two bodies of evidence. *Information Fusion*, 2(2):91–101, 2001.
- [45] Alex Kendall and Yarin Gal. What uncertainties do we need in bayesian deep learning for computer vision? *arXiv:1703.04977*, 2017.
- [46] Hakil Kim and Philip H. Swain. Evidential reasoning approach to multisource-data classification in remote sensing. *IEEE Trans. Syst. Man Cybern.*, 25(8):1257–1265, 1995.
- [47] GEORGE KLIR and Arthur Ramer. Uncertainty in dempster-shafer theory: A critical re-examination. *International Journal of General Systems - INT J GEN SYSTEM*, 18:155–166, 12 1990.
- [48] Alex Krizhevsky, Vinod Nair, and Geoffrey Hinton. Cifar-10 (canadian institute for advanced research).
- [49] Henry E. Kyburg. Bayesian and non-Bayesian evidential updating. *Artificial Intelligence*, 31(3):271–294, 1987.
- [50] Hicham Laanaya, Arnaud Martin, Driss Aboutajdine, and Ali Khenchaf. Support vector regression of membership functions and belief functions – Application for pattern recognition. *Information Fusion*, 11(4):338–350, 2010.

- [51] UCI Machine Learning. Pima indians diabetes database. <https://www.kaggle.com/datasets/uciml/pima-indians-diabetes-database>.
- [52] Yann LeCun and Corinna Cortes.
- [53] Isaac Levi. *The enterprise of knowledge: An essay on knowledge, credal probability, and chance*. The MIT Press, Cambridge, Massachusetts, 1980.
- [54] Rui Li, Qianfen Jiao, Wenming Cao, Hau-San Wong, and Si Wu. Model adaptation: Unsupervised domain adaptation without source data. In *Proceedings of the IEEE/CVF Conference on Computer Vision and Pattern Recognition*, pages 9641–9650, 2020.
- [55] David J. C. MacKay. A Practical Bayesian Framework for Backpropagation Networks. *Neural Computation*, 4(3):448–472, 05 1992.
- [56] Marie-Hélène Masson and Thierry Denœux. ECM: An evidential version of the fuzzy c-means algorithm. *Pattern Recognition*, 41(4):1384–1397, 2008.
- [57] Marie-Hélène Masson and Thierry Denœux. Ecm: An evidential version of the fuzzy c-means algorithm. *Pattern Recognition*, 41:1384–1397, 04 2008.
- [58] Thomas Mortier, Marek Wydmuch, Krzysztof Dembczyński, Eyke Hüllermeier, and Willem Waegeman. Efficient set-valued prediction in multi-class classification, 2019.
- [59] Radford Neal. Bayesian learning via stochastic dynamics. In S. Hanson, J. Cowan, and C. Giles, editors, *Advances in Neural Information Processing Systems*, volume 5. Morgan-Kaufmann, 1992.
- [60] Radford M. Neal. Bayesian learning for neural networks. 1995.
- [61] Hung Nguyen and Tonghui Wang. *Belief Functions and Random Sets*, pages 243–255. 01 1997.
- [62] Hung T. Nguyen. On random sets and belief functions. *Journal of Mathematical Analysis and Applications*, 65:531–542, 1978.
- [63] Hung T. Nguyen. On entropy of random sets and possibility distributions. In J. C. Bezdek, editor, *The Analysis of Fuzzy Information*, pages 145–156. CRC Press, 1985.
- [64] Vu-Linh Nguyen, Sébastien Destercke, Marie-Hélène Masson, and Eyke Hüllermeier. Reliable multi-class classification based on pairwise epistemic and aleatoric uncertainty. In *Proceedings of the Twenty-Seventh International Joint Conference on Artificial Intelligence, IJCAI-18*, pages 5089–5095. International Joint Conferences on Artificial Intelligence Organization, 7 2018.

- [65] Ilia Nourtdinov, Tom Melliush, and Volodya Vovk. Ridge regression confidence machine. In *In Proceedings of the Eighteenth International Conference on Machine Learning*, pages 385–392. Morgan Kaufmann, 2001.
- [66] Harris Papadopoulos, Alex Gammerman, and Volodya Vovk. Normalized nonconformity measures for regression conformal prediction. In *Proceedings of the 26th IASTED International Conference on Artificial Intelligence and Applications*, AIA '08, page 64–69, USA, 2008. ACTA Press.
- [67] Harris Papadopoulos, Kostas Proedrou, Volodya Vovk, and Alex Gammerman. Inductive confidence machines for regression. In Tapio Elomaa, Heikki Mannila, and Hannu Toivonen, editors, *Machine Learning: ECML 2002*, pages 345–356, Berlin, Heidelberg, 2002. Springer Berlin Heidelberg.
- [68] Harris Papadopoulos, Vladimir Vovk, and Alexander Gammerman. Qualified prediction for large data sets in the case of pattern recognition. pages 159–163, 01 2002.
- [69] Nicolas Papernot, Patrick McDaniel, Somesh Jha, Matt Fredrikson, Z Berkay Celik, and Ananthram Swami. The limitations of deep learning in adversarial settings. In *2016 IEEE European symposium on security and privacy (EuroS&P)*, pages 372–387, 2016.
- [70] Kostas Proedrou, Ilia Nourtdinov, Volodya Vovk, and Alex Gammerman. Transductive confidence machines for pattern recognition. In Tapio Elomaa, Heikki Mannila, and Hannu Toivonen, editors, *Machine Learning: ECML 2002*, pages 381–390, Berlin, Heidelberg, 2002. Springer Berlin Heidelberg.
- [71] Rebecca Roelofs, Vaishaal Shankar, Benjamin Recht, Sara Fridovich-Keil, Moritz Hardt, John Miller, and Ludwig Schmidt. A meta-analysis of overfitting in machine learning. *Advances in Neural Information Processing Systems*, 32, 2019.
- [72] Galina Rogova. Combining the results of several neural network classifiers. *Neural Networks*, 7(5):777–781, 1994.
- [73] Craig Saunders, Alexander Gammerman, and Vladimir Vovk. Transduction with confidence and credibility. In *IJCAI*, 1999.
- [74] Johan Schubert. Fast dempster-shafer clustering using a neural network structure. 2003.
- [75] Murat Sensoy, Lance Kaplan, and Melih Kandemir. Evidential deep learning to quantify classification uncertainty. In *Proceedings of the 32nd International Conference on Neural Information Processing Systems*, NIPS'18, page 3183–3193, Red Hook, NY, USA, 2018. Curran Associates Inc.
- [76] Glenn Shafer. *A Mathematical Theory of Evidence*. Princeton University Press, 1976.



- [77] Glenn Shafer and Vladimir Vovk. *Probability and Finance: It's Only a Game!* Wiley, New York, 2001.
- [78] Glenn Shafer and Vladimir Vovk. A tutorial on conformal prediction. *Journal of Machine Learning Research*, 9(3), 2008.
- [79] Philippe Smets. The transferable belief model and other interpretations of Dempster–Shafer’s model. In P. P. Bonissone, M. Henrion, L. N. Kanal, and J. F. Lemmer, editors, *Uncertainty in Artificial Intelligence*, volume 6, pages 375–383. North-Holland, Amsterdam, 1991.
- [80] Philippe Smets. Bayes’ theorem generalized for belief functions. In *Proceedings of the 7th European Conference on Artificial Intelligence (ECAI-86)*, volume 2, pages 169–171, July 1986.
- [81] Mahdi Tabassian, Reza Ghaderi, and Reza Ebrahimpour. Combination of multiple diverse classifiers using belief functions for handling data with imperfect labels. *Expert Systems with Applications*, 39(2):1698–1707, 2012.
- [82] Zheng Tong, Philippe Xu, and Thierry Denoeux. An evidential classifier based on dempster-shafer theory and deep learning. *Neurocomputing*, 450:275–293, 2021.
- [83] Salsabil Trabelsi, Zied Elouedi, and Pawan Lingras. Classification systems based on rough sets under the belief function framework. *Int. J. Approx. Reason.*, 52:1409–1432, 2011.
- [84] Lev V. Utkin. An imprecise deep forest for classification. *Expert Systems with Applications*, 141:112978, 2020.
- [85] Patrick Vannoorenberghe. On aggregating belief decision trees. *Information Fusion*, 5(3):179–188, 2004.
- [86] Patrick Vannoorenberghe and Philippe Smets. Partially supervised learning by a credal em approach. In Lluís Godo, editor, *Symbolic and Quantitative Approaches to Reasoning with Uncertainty*, pages 956–967, Berlin, Heidelberg, 2005. Springer Berlin Heidelberg.
- [87] Vladimir Vovk. Cross-conformal predictors. *Annals of Mathematics and Artificial Intelligence*, 74, 08 2012.
- [88] Vladimir Vovk, Alexander Gammerman, and Glenn Shafer. *Algorithmic learning in a random world*. Springer Science & Business Media, 2005.
- [89] Vladimir Vovk and Ivan Petej. Venn-abers predictors, 2012.
- [90] Vladimir Vovk, Glenn Shafer, and Ilia Nouretdinov. Self-calibrating probability forecasting. In S. Thrun, L. Saul, and B. Schölkopf, editors, *Advances in Neural Information Processing Systems*, volume 16. MIT Press, 2003.

- [91] Peter Walley. *Statistical Reasoning with Imprecise Probabilities*. Chapman and Hall, New York, 1991.
- [92] Peter Walley. Towards a unified theory of imprecise probability. *International Journal of Approximate Reasoning*, 24(2-3):125–148, 2000.
- [93] Anton Wallner. Maximal number of vertices of polytopes defined by  $f$ -probabilities. In Fabio Gagliardi Cozman, R. Nau, and Teddy Seidenfeld, editors, *Proceedings of the Fourth International Symposium on Imprecise Probabilities and Their Applications (ISIPTA 2005)*, pages 126–139, 2005.
- [94] Zhenyuan Wang and George J. Klir. Choquet integrals and natural extensions of lower probabilities. *International Journal of Approximate Reasoning*, 16(2):137–147, 1997.
- [95] L. Xu, A. Krzyzak, and C.Y. Suen. Methods of combining multiple classifiers and their applications to handwriting recognition. *IEEE Transactions on Systems, Man, and Cybernetics*, 22(3):418–435, 1992.
- [96] Ronald R. Yager. Entropy and specificity in a mathematical theory of evidence. *International Journal of General Systems*, 9(4):249–260, 1983.
- [97] Lotfi A. Zadeh. Fuzzy sets as a basis for a theory of possibility. *Fuzzy Sets and Systems*, 1:3–28, 1978.
- [98] Marco Zaffalon. The naive credal classifier. *Journal of Statistical Planning and Inference - J STATIST PLAN INFER*, 105:5–21, 06 2002.
- [99] Marco Zaffalon and Enrico Fagiuoli. Tree-based credal networks for classification. *Reliable computing*, 9(6):487–509, 2003.
- [100] Jindi Zhang, Yang Lou, Jianping Wang, Kui Wu, Kejie Lu, and Xiaohua Jia. Evaluating adversarial attacks on driving safety in vision-based autonomous vehicles. *IEEE Internet of Things Journal*, 9(5):3443–3456, 2022.
- [101] Dengyong Zhou, Sumit Basu, Yi Mao, and John Platt. Learning from the wisdom of crowds by minimax entropy. In F. Pereira, C.J. Burges, L. Bottou, and K.Q. Weinberger, editors, *Advances in Neural Information Processing Systems*, volume 25. Curran Associates, Inc., 2012.