

# Averages of $b$ -hadron, $c$ -hadron, and $\tau$ -lepton properties as of 2021

*Heavy Flavor Averaging Group (HFLAV):*

Y. Amhis<sup>1</sup>, Sw. Banerjee<sup>2</sup>, E. Ben-Haim<sup>3</sup>, E. Bertholet<sup>4</sup>, F. U. Bernlochner<sup>5</sup>,  
M. Bona<sup>6</sup>, A. Bozek<sup>7</sup>, C. Bozzi<sup>8</sup>, J. Brodzicka<sup>7</sup>, V. Chobanova<sup>9</sup>, M. Chrzaszcz<sup>7</sup>,  
S. Duell<sup>5</sup>, U. Egede<sup>10</sup>, M. Gersabeck<sup>11</sup>, T. Gershon<sup>12</sup>, P. Goldenzweig<sup>13</sup>,  
K. Hayasaka<sup>14</sup>, D. Johnson<sup>15</sup>, M. Kenzie<sup>12</sup>, T. Kuhr<sup>16</sup>, O. Leroy<sup>17</sup>,  
A. Lusiani<sup>18,19</sup>, H.-L. Ma<sup>20</sup>, M. Margoni<sup>21</sup>, K. Miyabayashi<sup>22</sup>, R. Mizuk<sup>4</sup>,  
P. Naik<sup>23</sup>, T. Nanut Petrič<sup>24</sup>, A. Oyanguren<sup>25</sup>, M. T. Prim<sup>5</sup>, A. Pompili<sup>26,27</sup>,  
M. Roney<sup>28</sup>, M. Rotondo<sup>29</sup>, O. Schneider<sup>30</sup>, C. Schwanda<sup>31</sup>, A. J. Schwartz<sup>32</sup>,  
J. Serrano<sup>17</sup>, A. Soffer<sup>4</sup>, D. Tonelli<sup>33</sup>, P. Urquijo<sup>34</sup>, and J. Yelton<sup>35</sup>

<sup>1</sup>*Université Paris-Saclay, CNRS/IN2P3, IJCLab, Orsay, France*

<sup>2</sup>*University of Louisville, Louisville, Kentucky, USA*

<sup>3</sup>*LPNHE, Sorbonne Université, Paris Diderot Sorbonne Paris Cité, CNRS/IN2P3, Paris, France*

<sup>4</sup>*Tel Aviv University, Tel Aviv, Israel*

<sup>5</sup>*University of Bonn, Bonn, Germany*

<sup>6</sup>*Department of Physics and Astronomy, Queen Mary University of London, London, UK*

<sup>7</sup>*H. Niewodniczanski Institute of Nuclear Physics, Kraków, Poland*

<sup>8</sup>*INFN Sezione di Ferrara, Ferrara, Italy*

<sup>9</sup>*Instituto Galego de Física de Altas Enerxías (IGFAE), Universidade de Santiago de Compostela, Spain*

<sup>10</sup>*School of Physics and Astronomy, Monash University, Melbourne, Australia*

<sup>11</sup>*School of Physics and Astronomy, University of Manchester, Manchester, UK*

<sup>12</sup>*Department of Physics, University of Warwick, Coventry, UK*

<sup>13</sup>*Institut für Experimentelle Teilchenphysik, Karlsruher Institut für Technologie, Karlsruhe, Germany*

<sup>14</sup>*Niigata University, Niigata, Japan*

<sup>15</sup>*Massachusetts Institute of Technology, Cambridge, MA, United States*

<sup>16</sup>*Ludwig-Maximilians-University, Munich, Germany*

<sup>17</sup>*Aix Marseille Univ, CNRS/IN2P3, CPPM, Marseille, France*

<sup>18</sup>*Scuola Normale Superiore, Pisa, Italy*

<sup>19</sup>*INFN Sezione di Pisa, Pisa, Italy*

<sup>20</sup>*Institute of High Energy Physics, Beijing 100049, People's Republic of China*

<sup>21</sup>*Università degli Studi di Padova, Università e INFN, Padova, Italy*

<sup>22</sup>*Nara Women's University, Nara, Japan*

<sup>23</sup>*H.H. Wills Physics Laboratory, University of Bristol, Bristol, UK*

<sup>24</sup>*European Organization for Nuclear Research (CERN), Geneva, Switzerland*

<sup>25</sup>*Instituto de Física Corpuscular, Centro Mixto Universidad de Valencia - CSIC, Spain*

<sup>26</sup>*Università di Bari Aldo Moro, Bari, Italy*

<sup>27</sup>*INFN Sezione di Bari, Bari, Italy*

<sup>28</sup>*University of Victoria, Victoria, British Columbia, Canada*

<sup>29</sup>*Laboratori Nazionali dell'INFN di Frascati, Frascati, Italy*

<sup>30</sup>*Institute of Physics, Ecole Polytechnique Fédérale de Lausanne (EPFL), Lausanne, Switzerland*

<sup>31</sup>*Institute of High Energy Physics, Vienna, Austria*

<sup>32</sup>*University of Cincinnati, Cincinnati, Ohio, USA*

<sup>33</sup>*INFN Sezione di Trieste, Trieste, Italy*

<sup>34</sup>*School of Physics, University of Melbourne, Melbourne, Victoria, Australia*

<sup>35</sup>*University of Florida, Gainesville, Florida, USA*

June 16, 2022

### **Abstract**

This paper reports world averages of measurements of  $b$ -hadron,  $c$ -hadron, and  $\tau$ -lepton properties obtained by the Heavy Flavour Averaging Group using results available before April 2021. In rare cases, significant results obtained several months later are also used. For the averaging, common input parameters used in the various analyses are adjusted (rescaled) to common values, and known correlations are taken into account. The averages include branching fractions, lifetimes, neutral meson mixing parameters,  $CP$  violation parameters, parameters of semileptonic decays, and Cabibbo-Kobayashi-Maskawa matrix elements.

# Contents

<b>1</b>	<b>Executive Summary</b>	<b>8</b>
<b>2</b>	<b>Introduction</b>	<b>14</b>
<b>3</b>	<b>Averaging methodology</b>	<b>16</b>
3.1	Treatment of correlated systematic uncertainties . . . . .	17
3.2	Treatment of unknown correlations . . . . .	20
3.3	Treatment of asymmetric uncertainties . . . . .	21
3.4	Splitting uncertainty for an average into components . . . . .	22
<b>4</b>	<b><math>b</math>-hadron production fractions</b>	<b>23</b>
4.1	$b$ -hadron production fractions in $\Upsilon(4S)$ decays . . . . .	23
4.2	$b$ -hadron production fractions at the $\Upsilon(5S)$ energy . . . . .	25
4.3	$b$ -hadron production fractions at high energy . . . . .	27
<b>5</b>	<b>Lifetimes and mixing parameters of <math>b</math> hadrons</b>	<b>29</b>
5.1	$b$ -hadron lifetimes . . . . .	29
5.1.1	Overview of lifetime measurements . . . . .	30
5.1.2	$B^0$ and $B^+$ lifetimes and their ratio . . . . .	32
5.1.3	$B_s^0$ lifetimes . . . . .	34
5.1.4	$B_c^+$ lifetime . . . . .	39
5.1.5	$\Lambda_b^0$ and other $b$ -baryon lifetimes . . . . .	40
5.1.6	Summary and comparison with theoretical predictions . . . . .	42
5.2	Neutral $B$ -meson mixing . . . . .	43
5.2.1	$B^0$ mixing parameters $\Delta\Gamma_d$ and $\Delta m_d$ . . . . .	44
5.2.2	$B_s^0$ mixing parameters $\Delta\Gamma_s$ and $\Delta m_s$ . . . . .	46
5.2.3	$CP$ violation in $B^0$ and $B_s^0$ mixing . . . . .	53
5.2.4	Mixing-induced $CP$ violation in $B_s^0$ decays . . . . .	57
<b>6</b>	<b>Measurements related to Unitarity Triangle angles</b>	<b>63</b>
6.1	Introduction . . . . .	63
6.2	Notations . . . . .	65
6.2.1	$CP$ asymmetries . . . . .	65
6.2.2	Time-dependent $CP$ asymmetries in decays to $CP$ eigenstates . . . . .	66
6.2.3	Time-dependent distributions with non-zero decay width difference . . . . .	68
6.2.4	Time-dependent $CP$ asymmetries in decays to vector-vector final states . . . . .	69
6.2.5	Time-dependent asymmetries: self-conjugate multiparticle final states . . . . .	70
6.2.6	Time-dependent $CP$ asymmetries in decays to non- $CP$ eigenstates . . . . .	73
6.2.7	Asymmetries in $B \rightarrow D^{(*)}K^{(*)}$ decays . . . . .	79
6.3	Common inputs and uncertainty treatment . . . . .	83
6.4	Time-dependent asymmetries in $b \rightarrow c\bar{c}s$ transitions . . . . .	84
6.4.1	Time-dependent $CP$ asymmetries in $b \rightarrow c\bar{c}s$ decays to $CP$ eigenstates . . . . .	84
6.4.2	Constraints on $\beta \equiv \phi_1$ . . . . .	85
6.4.3	Time-dependent transversity analysis of $B^0 \rightarrow J/\psi K^{*0}$ decays . . . . .	85
6.4.4	Time-dependent $CP$ asymmetries in $B^0 \rightarrow D^{*+}D^{*-}K_S^0$ decays . . . . .	88

6.4.5	Time-dependent analysis of $B_s^0$ decays through the $b \rightarrow c\bar{c}s$ transition . .	88
6.5	Time-dependent $CP$ asymmetries in colour-suppressed $b \rightarrow c\bar{u}d$ transitions . . .	89
6.5.1	Time-dependent $CP$ asymmetries: $b \rightarrow c\bar{u}d$ decays to $CP$ eigenstates . .	89
6.5.2	Time-dependent Dalitz-plot analyses of $b \rightarrow c\bar{u}d$ decays . . . . .	90
6.5.3	Combined results from time-dependent analyses of $b \rightarrow c\bar{u}d$ decays . . .	91
6.6	Time-dependent $CP$ asymmetries in $b \rightarrow c\bar{c}d$ transitions . . . . .	91
6.6.1	Time-dependent $CP$ asymmetries in $B_s^0$ decays mediated by $b \rightarrow c\bar{c}d$ transitions . . . . .	95
6.7	Time-dependent $CP$ asymmetries in charmless $b \rightarrow q\bar{q}s$ transitions . . . . .	96
6.7.1	Time-dependent $CP$ asymmetries: $b \rightarrow q\bar{q}s$ decays to $CP$ eigenstates . .	98
6.7.2	Time-dependent Dalitz plot analyses: $B^0 \rightarrow K^+K^-K^0$ and $B^0 \rightarrow \pi^+\pi^-K_s^0$	101
6.7.3	Time-dependent analyses of $B^0 \rightarrow \phi K_s^0\pi^0$ . . . . .	101
6.7.4	Time-dependent $CP$ asymmetries in $B_s^0 \rightarrow K^+K^-$ . . . . .	106
6.7.5	Time-dependent $CP$ asymmetries in $B_s^0 \rightarrow \phi\phi$ . . . . .	107
6.7.6	Time-dependent $CP$ asymmetries in $B_s^0 \rightarrow K^{*0}\bar{K}^{*0}$ . . . . .	107
6.8	Time-dependent $CP$ asymmetries in $b \rightarrow q\bar{q}d$ transitions . . . . .	107
6.9	Time-dependent asymmetries in $b \rightarrow s\gamma$ transitions . . . . .	108
6.10	Time-dependent asymmetries in $B_s^0$ decays mediated by $b \rightarrow s\gamma$ transitions . . .	109
6.11	Time-dependent asymmetries in $b \rightarrow d\gamma$ transitions . . . . .	110
6.12	Time-dependent $CP$ asymmetries in $b \rightarrow u\bar{u}d$ transitions . . . . .	111
6.12.1	Constraints on $\alpha \equiv \phi_2$ . . . . .	118
6.13	Time-dependent $CP$ asymmetries in $b \rightarrow c\bar{u}d/u\bar{c}d$ transitions . . . . .	120
6.14	Time-dependent $CP$ asymmetries in $b \rightarrow c\bar{u}s/u\bar{c}s$ transitions . . . . .	123
6.14.1	Time-dependent $CP$ asymmetries in $B^0 \rightarrow D^\mp K_s^0\pi^\pm$ . . . . .	123
6.14.2	Time-dependent $CP$ asymmetries in $B_s^0 \rightarrow D_s^\mp K^\pm$ and similar modes . .	123
6.15	Rates and asymmetries in $B \rightarrow D^{(*)}K^{(*)}$ decays . . . . .	123
6.15.1	$D$ decays to $CP$ eigenstates . . . . .	124
6.15.2	$D$ decays to quasi- $CP$ eigenstates . . . . .	126
6.15.3	$D$ decays to suppressed final states . . . . .	127
6.15.4	$D$ decays to multiparticle self-conjugate final states (model-dependent analysis) . . . . .	131
6.15.5	$D$ decays to multiparticle self-conjugate final states (model-independent analysis) . . . . .	135
6.15.6	$D$ decays to multiparticle non-self-conjugate final states (model-independent analysis) . . . . .	139
6.15.7	Combinations of results on rates and asymmetries in $B \rightarrow D^{(*)}K^{(*)}$ decays to obtain constraints on $\gamma \equiv \phi_3$ . . . . .	140
6.16	Summary of the constraints on the angles of the Unitarity Triangle . . . . .	145

## 7 Semileptonic $b$ hadron decays 150

7.1	Exclusive CKM-favoured decays . . . . .	150
7.1.1	$\bar{B} \rightarrow D^*\ell^-\bar{\nu}_\ell$ . . . . .	150
7.1.2	$\bar{B} \rightarrow D\ell^-\bar{\nu}_\ell$ . . . . .	154
7.1.3	$B_s^0 \rightarrow D_s^{(*)-}\mu^+\nu_\mu$ . . . . .	158
7.1.4	$\bar{B} \rightarrow D^{(*)}\pi\ell^-\bar{\nu}_\ell$ . . . . .	159
7.1.5	$\bar{B} \rightarrow D^{**}\ell^-\bar{\nu}_\ell$ . . . . .	159



7.2	Inclusive CKM-favored decays . . . . .	162
7.2.1	Global analysis of $\overline{B} \rightarrow X_c \ell^- \overline{\nu}_\ell$ . . . . .	162
7.2.2	Analysis in the kinetic scheme . . . . .	165
7.2.3	Analysis in the 1S scheme . . . . .	167
7.3	Exclusive CKM-suppressed decays . . . . .	168
7.3.1	$B \rightarrow \pi \ell \nu$ branching fraction and $q^2$ spectrum . . . . .	168
7.3.2	$ V_{ub} $ from $B \rightarrow \pi \ell \nu$ . . . . .	170
7.3.3	$B \rightarrow \rho \ell \nu_\ell$ and $B \rightarrow \omega \ell \nu_\ell$ branching fraction and $q^2$ spectrum . . . . .	173
7.3.4	Other exclusive charmless semileptonic $B$ decays . . . . .	177
7.3.5	Direct measurements of $ V_{ub} / V_{cb} $ . . . . .	179
7.4	Inclusive CKM-suppressed decays . . . . .	179
7.4.1	BLNP . . . . .	181
7.4.2	DGE . . . . .	182
7.4.3	GGOU . . . . .	182
7.4.4	ADFR . . . . .	183
7.4.5	BLL . . . . .	184
7.4.6	Summary . . . . .	185
7.5	Combined extraction of $ V_{ub} $ and $ V_{cb} $ . . . . .	185
7.6	$B \rightarrow D^{(*)} \tau \nu_\tau$ decays . . . . .	186
<b>8</b>	<b>Decays of <math>b</math>-hadrons into open or hidden charm hadrons</b>	<b>192</b>
8.1	Decays of $B^0$ mesons . . . . .	194
8.1.1	Decays to a single open charm meson . . . . .	194
8.1.2	Decays to two open charm mesons . . . . .	203
8.1.3	Decays to charmonium states . . . . .	207
8.1.4	Decays to charm baryons . . . . .	212
8.1.5	Decays to exotic states . . . . .	214
8.2	Decays of $B^+$ mesons . . . . .	217
8.2.1	Decays to a single open charm meson . . . . .	217
8.2.2	Decays to two open charm mesons . . . . .	223
8.2.3	Decays to charmonium states . . . . .	227
8.2.4	Decays to charm baryons . . . . .	232
8.2.5	Decays to exotic states . . . . .	233
8.3	Decays of admixtures of $B^0/B^+$ mesons . . . . .	236
8.3.1	Decays to two open charm mesons . . . . .	236
8.3.2	Decays to charmonium states . . . . .	236
8.3.3	Decays to exotic states . . . . .	237
8.4	Decays of $B_s^0$ mesons . . . . .	238
8.4.1	Decays to a single open charm meson . . . . .	238
8.4.2	Decays to two open charm mesons . . . . .	241
8.4.3	Decays to charmonium states . . . . .	242
8.4.4	Decays to charm baryons . . . . .	245
8.5	Decays of $B_c^+$ mesons . . . . .	246
8.5.1	Decays to a single open charm meson . . . . .	246
8.5.2	Decays to two open charm mesons . . . . .	246
8.5.3	Decays to charmonium states . . . . .	248

8.5.4	Decays to a $B$ meson . . . . .	249
8.6	Decays of $b$ baryons . . . . .	249
8.6.1	Decays to a single open charm meson . . . . .	250
8.6.2	Decays to charmonium states . . . . .	250
8.6.3	Decays to charm baryons . . . . .	252
8.6.4	Decays to exotic states . . . . .	255
<b>9</b>	<b><math>b</math>-hadron decays to charmless final states</b>	<b>257</b>
9.1	Mesonic decays of $B^+$ and $B^0$ mesons . . . . .	259
9.2	Baryonic decays of $B^+$ and $B^0$ mesons . . . . .	285
9.3	Decays of $b$ baryons . . . . .	291
9.4	Decays of $B_s^0$ mesons . . . . .	298
9.5	Decays of $B_c^+$ mesons . . . . .	307
9.6	Rare decays of $B^0$ and $B^+$ mesons with photons and/or leptons . . . . .	307
9.7	Charge asymmetries in $b$ -hadron decays . . . . .	331
9.8	Polarization measurements in $b$ -hadron decays . . . . .	344
<b>10</b>	<b>Charm <math>CP</math> violation and oscillations</b>	<b>351</b>
10.1	$D^0$ - $\bar{D}^0$ mixing and $CP$ violation . . . . .	351
10.1.1	Introduction . . . . .	351
10.1.2	Input observables . . . . .	352
10.1.3	Fit results . . . . .	354
10.1.4	Conclusions . . . . .	360
10.2	$CP$ asymmetries . . . . .	366
10.3	$T$ -odd asymmetries . . . . .	379
10.4	Interplay between direct and indirect $CP$ violation . . . . .	382
<b>11</b>	<b>Charm decays</b>	<b>385</b>
11.1	Semileptonic decays . . . . .	385
11.1.1	Introduction . . . . .	385
11.1.2	$D \rightarrow P\ell\nu_\ell$ decays . . . . .	385
11.1.3	Form factor parameterizations . . . . .	385
11.1.4	Simple pole . . . . .	386
11.1.5	$z$ expansion . . . . .	386
11.1.6	Three-pole formalism . . . . .	387
11.1.7	Experimental techniques and results . . . . .	388
11.1.8	Combined results for the $D \rightarrow P\ell\nu_\ell$ channels . . . . .	389
11.1.9	Form factors of other $D_{(s)} \rightarrow P\ell\nu_\ell$ decays . . . . .	389
11.1.10	Determinations of $ V_{cs} $ and $ V_{cd} $ . . . . .	392
11.1.11	Test of $e$ - $\mu$ lepton flavour universality . . . . .	393
11.1.12	$D \rightarrow V\ell\nu_\ell$ decays . . . . .	396
11.1.13	Vector form factor measurements . . . . .	397
11.1.14	$D \rightarrow S\ell\nu_\ell$ decays . . . . .	400
11.1.15	$D \rightarrow A\ell\nu_\ell$ decays . . . . .	400
11.2	Leptonic decays . . . . .	401
11.2.1	$D^+ \rightarrow \ell^+\nu_\ell$ decays and $ V_{cd} $ . . . . .	402

11.2.2	$D_s^+ \rightarrow \ell^+ \nu_\ell$ decays and $ V_{cs} $	402
11.2.3	Comparison with other determinations of $ V_{cd} $ and $ V_{cs} $	404
11.2.4	Extraction of $D_{(s)}$ meson decay constants	404
11.3	Hadronic $D^0$ decays and final state radiation	408
11.3.1	Updates to the branching fractions	409
11.3.2	Average branching fractions for $D^0 \rightarrow K^- \pi^+$ , $D^0 \rightarrow \pi^+ \pi^-$ and $D^0 \rightarrow K^+ K^-$	412
11.3.3	Average branching fraction for $D^0 \rightarrow K^+ \pi^-$	414
11.3.4	Consideration of PHOTOS++	415
11.4	Excited $D_{(s)}$ mesons	417
11.5	Excited charmed baryons	428
11.6	Rare and forbidden decays	434
<b>12</b>	<b>Tau lepton properties</b>	<b>445</b>
12.1	Branching fraction fit	445
12.1.1	Fit results	446
12.1.2	Changes with respect to the previous report	446
12.1.3	Differences between the HFLAV 2021 fit and the PDG 2021 fit	446
12.1.4	Branching fraction fit results and experimental inputs	447
12.1.5	Correlation coefficients between basis branching fractions uncertainties	461
12.1.6	Equality constraints	465
12.2	Tests of lepton universality	471
12.3	Universality-improved $\mathcal{B}(\tau \rightarrow e \nu \bar{\nu})$ and $R_{\text{had}}$	473
12.4	Measurements of $ V_{us} $	474
12.4.1	$ V_{us} $ from $\mathcal{B}(\tau \rightarrow X_s \nu)$	474
12.4.2	$ V_{us} $ from $\mathcal{B}(\tau \rightarrow K \nu)/\mathcal{B}(\tau \rightarrow \pi \nu)$	475
12.4.3	$ V_{us} $ from $\mathcal{B}(\tau \rightarrow K \nu)$	475
12.4.4	Summary of $ V_{us} $ from $\tau$ decays	476
<b>13</b>	<b>Acknowledgments</b>	<b>478</b>
	<b>References</b>	<b>479</b>

# 1 Executive Summary

This paper provides updated world averages of measurements of  $b$ -hadron,  $c$ -hadron, and  $\tau$ -lepton properties using results available by March 2021. In a few cases, important results that appeared later are included and clearly labelled as such. While new measurements since the previous version of this paper [1] have been dominated by the LHCb and the BESIII experiments, there are new results from other experiments as well, and the older results from previous generations of experiments are still very important and contribute to the averages that we report. Significant results are expected in the near future, with the notable addition of measurements from the Belle II experiment which started taking data in 2019.

Since the previous version of the paper, the  $b$ -hadron lifetime and mixing averages have progressed only in the  $B_s^0$  sector, but with significant improvements both in precision and in the averaging procedures. In total, new  $B_s^0$  results from 9 publications (of which 1 from ATLAS, 2 from CMS and 6 from LHCb) have been incorporated in these averages. The lifetime hierarchy for the most abundant weakly-decaying  $b$ -hadron species is well established, with a precision below 10 fs for all meson and  $\Lambda_b^0$ -baryon lifetimes, and compatibility with the expectations from the Heavy Quark Expansion. However, small sample sizes still limit the precision for  $b$  baryons heavier than  $\Lambda_b^0$  ( $\Xi_b^-$ ,  $\Xi_b^0$ ,  $\Omega_b$ , and all other yet-to-be-discovered  $b$  baryons). A sizable value of the decay width difference in the  $B_s^0$ - $\bar{B}_s^0$  system is measured with a relative precision of 6% and is well predicted by the Standard Model (SM). In contrast, the experimental results for the decay width difference in the  $B^0$ - $\bar{B}^0$  system are not yet precise enough to distinguish the small (expected) value from zero. The mass differences in both the  $B^0$ - $\bar{B}^0$  and  $B_s^0$ - $\bar{B}_s^0$  systems are known very accurately, to a few per mil or tenths of per mil, respectively. On the other hand,  $CP$  violation in the mixing of either system has not been observed yet, with asymmetries known within a couple per mil but still consistent both with zero and their SM predictions. A similar conclusion holds for the  $CP$  violation induced by  $B_s^0$  mixing in the  $b \rightarrow c\bar{c}s$  transition, although in this case the experimental uncertainty on the corresponding weak phase is an order of magnitude larger, but now twice smaller than the SM central value. Many measurements are still dominated by statistical uncertainties and will improve once new results from the LHC Run 2 become available, and later from LHC Run 3 and Belle II.

The measurement of  $\sin 2\beta \equiv \sin 2\phi_1$  from  $b \rightarrow c\bar{c}s$  transitions such as  $B^0 \rightarrow J/\psi K_s^0$  has reached better than 2.5% precision:  $\sin 2\beta \equiv \sin 2\phi_1 = 0.699 \pm 0.017$ . Measurements of the same parameter using different quark-level processes provide a consistency test of the SM and allow insight into possible beyond the Standard Model effects. All results among hadronic  $b \rightarrow s$  penguin dominated decays of  $B^0$  mesons are currently consistent with the SM expectations. Measurements of  $CP$  violation parameters in  $B_s^0 \rightarrow \phi\phi$  and  $B_s^0 \rightarrow K^{*0}\bar{K}^{*0}$  enable similar comparisons to the value of  $\phi_s^{c\bar{c}s}$ , where results are again consistent with the small SM expectation. Among measurements related to the Unitarity Triangle angle  $\alpha \equiv \phi_2$ , results from  $B$  decays to  $\pi\pi$ ,  $\rho\pi$  and  $\rho\rho$  are combined to obtain a world average value of  $(85.2^{+4.8}_{-4.3})^\circ$ . Knowledge of the third angle  $\gamma \equiv \phi_3$  also continues to improve, with the current world average being  $(66.2^{+3.4}_{-3.6})^\circ$ . The world average for  $\gamma$  has changed significantly since the previous HFLAV report [1], due mainly to new LHCb measurements which also improve the overall consistency of the combination. The constraints on the angles of the Unitarity Triangle are summarized in Fig. 48.

In exclusive semileptonic  $b$  hadron decays, determinations of the CKM elements  $|V_{cb}|$  and  $|V_{ub}|$  are now available from the decays  $B \rightarrow D^{(*)}\ell\nu$ ,  $B_s \rightarrow D_s^{(*)}\mu\nu$ ,  $B \rightarrow \pi\ell\nu$ ,  $B_s \rightarrow K\mu\nu$

46 and  $\Lambda_b \rightarrow p\mu\nu$ . A global fit to all exclusive results yields  $|V_{cb}| = (39.10 \pm 0.50) \times 10^{-3}$  and  
 47  $|V_{ub}| = (3.51 \pm 0.12) \times 10^{-3}$ . The tension with the determinations from inclusive  $B$  meson decays  
 48 is thus  $3.3\sigma$  for both  $|V_{cb}|$  and  $|V_{ub}|$ . The numerical values of  $\mathcal{R}(D^*)$  and  $\mathcal{R}(D)$ , characterising  
 49 semitauonic decays  $B \rightarrow D^{(*)}\tau\nu_\tau$ , have been stable since the last update. With respect to the  
 50 most recent theory calculations, the combined tension with the SM expectation is  $3.3\sigma$ .

51 The most important new measurements of rare  $b$ -hadron decays are coming from the LHC  
 52 and new results are provided by Belle II. Precision measurements of  $B_s^0$  decays are noteworthy,  
 53 including several measurements of the longitudinal polarisation fraction from LHCb. CMS and  
 54 LHCb have updated their measurements of the branching fractions of  $B_{(s)}^0 \rightarrow \mu^+\mu^-$  decays  
 55 with additional data from Run II of the LHC, improving the sensitivity. There are more and  
 56 more measurements of observables related to  $b \rightarrow s\ell\ell$  transitions, and the so called “anomalies”  
 57 previously observed persist with the new data. Global fits of Wilson coefficients performed with  
 58 the measured observables yield inconsistencies at the typical level of 3 standard deviations from  
 59 the standard model predictions. Improved measurements from LHCb and other experiments  
 60 are keenly anticipated. The anomalies in tests of Lepton Flavour Universality, for instance in  
 61 the measurement of the ratio of branching fractions of  $B^+ \rightarrow K^+\mu^+\mu^-$  and  $B^+ \rightarrow K^+e^+e^-$   
 62 decays ( $R_K$ ) from LHCb, with Run II data have also been confirmed. In the low squared  
 63 dilepton mass region, it differs from the SM prediction by  $3.1\sigma$ . In addition, more and more  
 64 stringent limits on Lepton Flavour Violating modes are being established. Among the  $CP$   
 65 violating observables in rare decays, the “ $K\pi$   $CP$  puzzle” persists, and important new results  
 66 have appeared in two- and three-body decays. LHCb has produced many other results on a  
 67 wide variety of decays, including  $b$ -baryon and  $B_c^+$ -meson decays. Among the first results from  
 68 Belle II, it is worth mentioning the limit on the branching fraction of  $B^+ \rightarrow K^+\nu\bar{\nu}$  ( $41 < \times 10^{-6}$   
 69 at 90% confidence level). With a dataset of  $63 fb^{-1}$  this limit is getting close to that obtained  
 70 by the first-generation  $B$  factories, *BABAR* and Belle.

71 More than 800  $b$  to charm results from *BABAR*, Belle, CDF, D0, LHCb, CMS, and ATLAS  
 72 reported in approximately 300 papers are compiled in a list of about 500 averages. The large  
 73 samples of  $b$  hadrons that are available in contemporary experiments allows measurements of  
 74 decays to states with open or hidden charm content with unprecedented precision. In addition  
 75 to improvements in precision for branching fractions of  $B^0$  and  $B^+$  mesons, many new decay  
 76 modes have been discovered. In addition, the set of measurements available for  $B_s^0$  and  $B_c^+$   
 77 mesons as well as for  $b$  baryon decays is rapidly increasing. The averaging method is improved  
 78 to take into account and determine correlations between averages.

79 In the charm sector, the main highlight is the LHCb observation of dispersive mixing, i.e.,  
 80 the mixing parameter  $x \equiv \Delta M/\bar{\Gamma} \neq 0$ . The statistical significance of this observation is  $8.2\sigma$ ,  
 81 which is much greater than the previous significance of  $3.1\sigma$ . The measurement of  $x$ , along with  
 82 measurements of 48 other observables by the E791, FOCUS, Belle, *BABAR*, CLEO-c, BESIII,  
 83 CDF, and LHCb experiments, is input into a global fit for 9-10 (depending on theoretical  
 84 assumptions for subleading amplitudes) mixing and  $CP$  violation parameters. From this fit,  
 85 the no-mixing hypothesis is excluded at a confidence level above  $11.5\sigma$ . The precision on  $x$   
 86 is improved by a factor of two from that of previous HFLAV fits. The mixing parameter  
 87  $y \equiv \Delta\Gamma/\bar{\Gamma} \neq 0$  with a statistical significance greater than  $11.4\sigma$ . The world average value for  
 88 the observable  $y_{CP}$  is positive, indicating that the  $CP$ -even state is shorter-lived, as in the  $K^0$ -  
 89  $\bar{K}^0$  system. However,  $x > 0$  and thus the  $CP$ -even state is the heavier one, which differs from the  
 90  $K^0$ - $\bar{K}^0$  system. The  $CP$  violation parameters  $|q/p|$  and  $\phi$  are compatible with  $CP$  symmetry  
 91 at the level of  $1.6\sigma$ ; thus there is no evidence for *indirect*  $CP$  violation, i.e, that arising from

92 mixing ( $|q/p| \neq 1$ ) or from a phase difference between the mixing amplitude and a direct decay  
 93 amplitude ( $\phi \neq 0$ ). A separate fit to time-integrated measurements of  $D^0 \rightarrow K^+K^-/\pi^+\pi^-$   
 94 decays gives  $\Delta a_{CP}^{\text{dir}} = (-0.161 \pm 0.028)\%$ , which, like the previous HFLAV fit, establishes direct  
 95  $CP$  violation in singly Cabibbo-suppressed decays. The contribution of indirect  $CP$  violation  
 96 in this fit is consistent with zero, as expected.

97 The world's most precise measurements of  $|V_{cd}|$  and  $|V_{cs}|$  are obtained from leptonic  $D^+ \rightarrow$   
 98  $\mu^+\nu$  and  $D_s^+ \rightarrow \mu^+\nu/\tau^+\nu$  decays, respectively. These measurements have theoretical uncer-  
 99 tainties arising from decay constants. However, calculations of decay constants within lattice  
 100 QCD have improved such that the theory error is below  $\sim 20\%$  of the experimental uncertain-  
 101 ties of the measurements. Measurements of the branching fractions for hadronic decays such  
 102 as  $D^0 \rightarrow K^\mp\pi^\pm$  are at a precision where final state radiation must be treated correctly and  
 103 consistently across the measurements for the accuracy of the averages to match the precision;  
 104 the required informed averages are performed.

105 The  $\tau$  branching fraction fit has become more similar to the PDG  $\tau$  branching fraction fit  
 106 (also produced by HFLAV) by abandoning some custom elaborations of experimental results  
 107 that were used in the previous reports. For some lepton universality tests and some  $|V_{us}|$  cal-  
 108 culations this edition uses recent new estimations of the radiative corrections for the theory  
 109 predictions of the  $\tau$  branching fractions. The central values are close to the previous calculations  
 110 and the uncertainties are larger but considerably more reliable. When updating the external  
 111 inputs corresponding to the physical fundamental constants for the  $|V_{us}|$  determination from  
 112 the  $\tau$  branching fractions, an accidental transcription error has been fixed, which caused in the  
 113 previous report an incorrect shift of about  $+0.5\sigma$  in  $|V_{us}|$  computed from  $\mathcal{B}(\tau \rightarrow K\nu)$ . Recent  
 114 updates on the radiative corrections used in the procedure to extract  $|V_{ud}|$  from experimental  
 115 data have shifted the  $|V_{ud}|$  world average, resulting in a significant violation of the unitarity of  
 116 the first row of the CKM matrix. Like the  $|V_{us}|$  calculations that rely on kaon decay measure-  
 117 ments, the  $|V_{us}|$  measurements with  $\tau$  decays (less precise than the ones obtained from kaon  
 118 decays) are smaller than the  $|V_{us}|$  value that would be required by unitarity and the measured  
 119  $|V_{ud}|$  and  $|V_{ub}|$  values.

120 A small selection of highlights of the results described in Sections 5–12 is given in Table 1.

Table 1: Selected world averages. Where two uncertainties are given the first is statistical and the second is systematic, except where indicated otherwise.

<b><math>b</math>-hadron lifetimes</b>	
$\tau(B^0)$	$1.519 \pm 0.004$ ps
$\tau(B^+)$	$1.638 \pm 0.004$ ps
$\tau(B_s^0) = 1/\Gamma_s$	$1.520 \pm 0.005$ ps
$\tau(B_{sL}^0)$	$1.429 \pm 0.007$ ps
$\tau(B_{sH}^0)$	$1.624 \pm 0.009$ ps
$\tau(B_c^+)$	$0.510 \pm 0.009$ ps
$\tau(\Lambda_b^0)$	$1.471 \pm 0.009$ ps
$\tau(\Xi_b^-)$	$1.572 \pm 0.040$ ps
$\tau(\Xi_b^0)$	$1.480 \pm 0.030$ ps
$\tau(\Omega_b^-)$	$1.64^{+0.18}_{-0.17}$ ps
<b><math>B^0</math> and <math>B_s^0</math> mixing &amp; <math>CP</math> violation</b>	
$\Delta m_d$	$0.5065 \pm 0.0019$ ps $^{-1}$

Selected world averages – continued from previous page.

$\Delta\Gamma_d/\Gamma_d$	$0.001 \pm 0.010$
$ q_d/p_d $	$1.0010 \pm 0.0008$
$\Delta m_s$	$17.765 \pm 0.006 \text{ ps}^{-1}$
$\Delta\Gamma_s$	$+0.084 \pm 0.005 \text{ ps}^{-1}$
$ q_s/p_s $	$1.0003 \pm 0.0014$
$\phi_s^{c\bar{c}s}$	$-0.049 \pm 0.019 \text{ rad}$
<b>Unitarity-Triangle angle parameters</b>	
$\sin 2\beta \equiv \sin 2\phi_1$	$0.699 \pm 0.017$
$\beta \equiv \phi_1$	$(22.2 \pm 0.7)^\circ$
$-\eta S_{\phi K_S^0}$	$0.74^{+0.11}_{-0.13}$
$-\eta S_{\eta' K^0}$	$0.63 \pm 0.06$
$-\eta S_{K_S^0 K_S^0 K_S^0}$	$0.83 \pm 0.17$
$\phi_s(\phi\phi)$	$-0.073 \pm 0.115 \pm 0.027 \text{ rad}$
$(S_{B_s^0 \rightarrow K^+ K^-}, C_{B_s^0 \rightarrow K^+ K^-})$	$(0.14 \pm 0.03, 0.17 \pm 0.03)$
$-\eta S_{J/\psi \pi^0}$	$0.86 \pm 0.14$
$-\eta S_{D^+ D^-}$	$0.84 \pm 0.12$
$-\eta S_{J/\psi \rho^0}$	$0.66^{+0.13}_{-0.12} {}^{+0.09}_{-0.03}$
$S_{K^* \gamma}$	$-0.16 \pm 0.22$
$(S_{\pi^+ \pi^-}, C_{\pi^+ \pi^-})$	$(-0.666 \pm 0.029, -0.311 \pm 0.030)$
$(S_{\rho^+ \rho^-}, C_{\rho^+ \rho^-})$	$(-0.14 \pm 0.13, 0.00 \pm 0.09)$
$\alpha \equiv \phi_2$	$(85.2^{+4.8}_{-4.3})^\circ$
$a(D^\mp \pi^\pm), a(D^{*\mp} \pi^\pm)$	$-0.038 \pm 0.013, -0.039 \pm 0.010$
$A_{CP}(B^+ \rightarrow D_{CP^+} K^+)$	$0.139 \pm 0.009$
$A_{\text{ADS}}(B^+ \rightarrow D_{K\pi} K^+)$	$-0.453 \pm 0.026$
$\gamma \equiv \phi_3$	$(66.2^{+3.4}_{-3.6})^\circ$
<b>Semileptonic <math>b</math>-hadron decay parameters</b>	
$\mathcal{B}(\bar{B}^0 \rightarrow D^{*+} \ell^- \bar{\nu}_\ell)$	$(4.97 \pm 0.12)\%$
$\mathcal{B}(B^- \rightarrow D^{*0} \ell^- \bar{\nu}_\ell)$	$(5.58 \pm 0.22)\%$
$\mathcal{B}(\bar{B}^0 \rightarrow D^+ \ell^- \bar{\nu}_\ell)$	$(2.24 \pm 0.09)\%$
$\mathcal{B}(B^- \rightarrow D^0 \ell^- \bar{\nu}_\ell)$	$(2.30 \pm 0.09)\%$
$\mathcal{B}(\bar{B}^0 \rightarrow \pi^+ \ell^- \bar{\nu}_\ell)$	$(1.50 \pm 0.06) \times 10^{-4}$
$ V_{cb} $ from exclusive $B, B_s$ and $\Lambda_b$ decays	$(39.10 \pm 0.50) \times 10^{-3}$
$ V_{ub} $ from exclusive $B, B_s$ and $\Lambda_b$ decays	$(3.51 \pm 0.12) \times 10^{-3}$
$\mathcal{B}(\bar{B} \rightarrow X_c \ell^- \bar{\nu}_\ell)$	$(10.65 \pm 0.16)\%$
$\mathcal{B}(\bar{B} \rightarrow X \ell^- \bar{\nu}_\ell)$	$(10.84 \pm 0.16)\%$
$ V_{cb} $ from inclusive $B$ decays	$(42.19 \pm 0.78) \times 10^{-3}$
$ V_{ub} $ from inclusive $B$ decays	$(4.19 \pm 0.17) \times 10^{-3}$
$\mathcal{R}(D) = \mathcal{B}(B \rightarrow D \tau \nu_\tau) / \mathcal{B}(B \rightarrow D \ell \nu_\ell)$	$0.339 \pm 0.030$
$\mathcal{R}(D^*) = \mathcal{B}(B \rightarrow D^* \tau \nu_\tau) / \mathcal{B}(B \rightarrow D^* \ell \nu_\ell)$	$0.295 \pm 0.014$
<b><math>b</math>-hadron decays to charmed hadrons</b>	
$\mathcal{B}(B^0 \rightarrow D^- \pi^+)$	$(2.56 \pm 0.13) \times 10^{-3}$

Selected world averages – continued from previous page.

$\mathcal{B}(B^+ \rightarrow \bar{D}^0 \pi^+)$ $\mathcal{B}(B_s^0 \rightarrow D_s^- \pi^+)$ $\mathcal{B}(\Lambda_b^0 \rightarrow \Lambda_c^+ \pi^-)$ $\mathcal{B}(B^0 \rightarrow J/\psi K^0)$ $\mathcal{B}(B^+ \rightarrow J/\psi K^+)$ $\mathcal{B}(B_s^0 \rightarrow J/\psi \phi)$ $\mathcal{B}(\Lambda_b^0 \rightarrow J/\psi \Lambda^0)$ $\mathcal{B}(B_c^+ \rightarrow J/\psi D_s^+)/\mathcal{B}(B_c^+ \rightarrow J/\psi \pi^+)$	$(4.67 \pm 0.14) \times 10^{-3}$ $(2.85 \pm 0.18) \times 10^{-3}$ $(4.45 \pm 0.25) \times 10^{-3}$ $(0.864 \pm 0.029) \times 10^{-3}$ $(1.006 \pm 0.026) \times 10^{-3}$ $(1.061 \pm 0.090) \times 10^{-3}$ $(0.47 \pm 0.29) \times 10^{-3}$ $3.09 \pm 0.55$
<b><math>b</math>-hadron decays to charmless final states</b> $\mathcal{B}(B_s^0 \rightarrow \mu^+ \mu^-)$ $\mathcal{B}(B^0 \rightarrow \mu^+ \mu^-)$ $\mathcal{B}(B^0 \rightarrow e^+ e^-)$ $\mathcal{B}(B \rightarrow X_s \gamma) (E_\gamma > 1.6 \text{ GeV})$ $R_K = \mathcal{B}(B^+ \rightarrow K^+ \mu^+ \mu^-)/\mathcal{B}(B^+ \rightarrow K^+ e^+ e^-)$ in $1.1 < m_{\ell^+ \ell^-}^2 < 6.0 \text{ GeV}^2/c^4$ (LHCb) $R_{K^*} = \mathcal{B}(B^+ \rightarrow K^{*0} \mu^+ \mu^-)/\mathcal{B}(B^+ \rightarrow K^{*0} e^+ e^-)$ in $1.1 < m_{\ell^+ \ell^-}^2 < 6.0 \text{ GeV}^2/c^4$ $A_{CP}(B^0 \rightarrow K^+ \pi^-), A_{CP}(B^+ \rightarrow K^+ \pi^0)$ $A_{CP}(B_s^0 \rightarrow K^- \pi^+)$ $\mathcal{B}(B^0 \rightarrow \mu^+ \tau^- + \text{c.c.})$ Observables in $B^0 \rightarrow K^{*0} \mu^+ \mu^-$ decays in bins of $q^2 = m^2(\mu^+ \mu^-)$	$(2.95 \pm 0.41) \times 10^{-9}$ $< 0.34 \times 10^{-9} \text{ (CL=90\%)}$ $< 2.5 \times 10^{-9} \text{ (CL=90\%)}$ $(3.49 \pm 0.19) \times 10^{-4}$ $0.846_{-0.039-0.012}^{+0.042+0.013}$ $0.72_{-0.09}^{+0.12}$ $-0.0831 \pm 0.0032, 0.027 \pm 0.013$ $0.224 \pm 0.012$ $< 14 \times 10^{-6} \text{ (CL=90\%)}$ See Sec. 9.6
<b><math>D^0</math> mixing and <math>CP</math> violation</b> $x$ $y$ $\delta_{K\pi}$ $A_D$ $ q/p $ $\phi$	$(0.41 \pm 0.05)\%$ $(0.62 \pm 0.06)\%$ $(7.2_{-9.2}^{+7.9})^\circ$ $(-0.70 \pm 0.36)\%$ $0.995 \pm 0.016$ $(-2.5 \pm 1.2)^\circ$
$x_{12}$ (no direct $CP$ violation) $y_{12}$ (no direct $CP$ violation) $\phi_{12}$ (no direct $CP$ violation)	$(0.41 \pm 0.05)\%$ $(0.60 \pm 0.06)\%$ $(0.58 \pm 0.91)^\circ$
$a_{CP}^{\text{ind}}$ $\Delta a_{CP}^{\text{dir}}$	$(-0.010 \pm 0.012)\%$ $(-0.161 \pm 0.028)\%$
<b>Charm meson (semi-)leptonic decays</b> $f_D$ $f_{D_s}$ $ V_{cd} $ $ V_{cs} $	$(205.1 \pm 4.4) \text{ MeV}$ $(252.2 \pm 2.5) \text{ MeV}$ $0.2208 \pm 0.0040$ $0.9701 \pm 0.0081$
<b>Charm meson hadronic decays</b> $\mathcal{B}(D^0 \rightarrow K^- \pi^+)$	$(3.999 \pm 0.006 \pm 0.031 \pm 0.032_{\text{FSR}})\%$



Selected world averages – continued from previous page.

$\mathcal{B}(D^0 \rightarrow K^+\pi^-)/\mathcal{B}(D^0 \rightarrow K^-\pi^+)$	$(0.343 \pm 0.002)\%$
<b><math>\tau</math> parameters, lepton universality, and <math> V_{us} </math></b>	
$g_\tau/g_\mu$	$1.0009 \pm 0.0014$
$g_\tau/g_e$	$1.0027 \pm 0.0014$
$g_\mu/g_e$	$1.0019 \pm 0.0014$
$\mathcal{B}_e^{\text{uni}}$	$(17.812 \pm 0.022)\%$
$R_{\text{had}}$	$3.6343 \pm 0.0082$
$ V_{us} $ from $\mathcal{B}(\tau^- \rightarrow X_s \nu_\tau)$	$0.2184 \pm 0.0021$
$ V_{us}/V_{ud} $ from $\mathcal{B}(\tau^- \rightarrow X_s \nu_\tau)$	$0.2243 \pm 0.0022$
$ V_{us} $ from $\mathcal{B}(\tau^- \rightarrow K^- \nu_\tau)/\mathcal{B}(\tau^- \rightarrow \pi^- \nu_\tau)$	$0.2229 \pm 0.0019$
$ V_{us} / V_{ud} $ from $\mathcal{B}(\tau^- \rightarrow K^- \nu_\tau)/\mathcal{B}(\tau^- \rightarrow \pi^- \nu_\tau)$	$0.2289 \pm 0.0019$
$ V_{us} $ from $\mathcal{B}(\tau^- \rightarrow K^- \nu_\tau)$	$0.2219 \pm 0.0017$
$ V_{us} $ $\tau$ average	$0.2207 \pm 0.0014$

## 2 Introduction

Flavour dynamics plays an important role in elementary particle interactions. The accurate knowledge of properties of heavy flavour hadrons, especially  $b$  hadrons, plays an essential role in determination of the elements of the Cabibbo-Kobayashi-Maskawa (CKM) quark-mixing matrix [2,3]. The operation of the Belle and BABAR  $e^+e^-$   $B$  factory experiments led to a large increase in the size of available  $B$ -meson,  $D$ -hadron and  $\tau$ -lepton samples, enabling dramatic improvement in the accuracies of related measurements. The CDF and D0 experiments at the Fermilab Tevatron have also provided important results in heavy flavour physics, most notably in the  $B_s^0$  sector. In the  $D$ -meson sector, the dedicated  $e^+e^-$  charm factory experiments CLEO-c and BESIII have made significant contributions. Run I and Run II of the CERN Large Hadron Collider delivered high luminosity, enabling the collection of even larger samples of  $b$  and  $c$  hadrons, and thus a further leap in precision in many areas, at the ATLAS, CMS, and (especially) LHCb experiments. With ongoing analyses of the LHC Run II data, further improvements are anticipated.

The Heavy Flavour Averaging Group (HFLAV)<sup>1</sup> was formed in 2002 to continue the activities of the LEP Heavy Flavour Steering Group [4], which was responsible for calculating averages of measurements of  $b$ -flavour related quantities. HFLAV has evolved since its inception and currently consists of seven subgroups:

- the “ $B$  Lifetime and Oscillations” subgroup provides averages for  $b$ -hadron lifetimes and various parameters governing  $B^0-\bar{B}^0$  and  $B_s^0-\bar{B}_s^0$  mixing and  $CP$  violation;
- the “Unitarity Triangle Angles” subgroup provides averages for parameters associated with time-dependent  $CP$  asymmetries and  $B \rightarrow DK$  decays, and resulting determinations of the angles of the CKM unitarity triangle;
- the “Semileptonic  $B$  Decays” subgroup provides averages for inclusive and exclusive measurements of  $B$ -decay branching fractions, and subsequent determinations of the CKM matrix element magnitudes  $|V_{cb}|$  and  $|V_{ub}|$ ;
- the “ $B$  to Charm Decays” subgroup provides averages of branching fractions for  $b$ -hadron decays to final states involving open charm or charmonium mesons, as well as branching fractions for  $b$ -hadron production in  $\Upsilon(4S)$  and  $\Upsilon(5S)$  decays;
- the “Rare  $b$  Decays” subgroup provides averages of branching fractions,  $CP$  asymmetries and other observables for charmless, radiative, leptonic, and baryonic  $B$ -meson and  $b$ -baryon decays;
- the “Charm  $CP$  Violation and Oscillations” subgroup provides averages of mixing,  $CP$ -, and  $T$ -violation parameters in the  $D^0-\bar{D}^0$  system;
- the “Charm Decays” subgroup provides averages of charm-hadron branching fractions, properties of excited  $D^{**}$  and  $D_{sJ}$  mesons, properties of charm baryons, and the  $D^+$  and  $D_s^+$  decay constants  $f_D$  and  $f_{D_s}$ ;

---

<sup>1</sup>The group was originally known by the acronym “HFAG.” Following feedback from the community, this was changed to HFLAV in 2017.

- the “Tau Physics” subgroup provides averages for  $\tau$  branching fractions using a global fit, elaborates on the results to test lepton universality and to determine the CKM matrix element magnitude  $|V_{us}|$ , and lists and combines branching-fraction upper limits for  $\tau$  lepton-flavour-violating decays.

Subgroups consist of representatives from experiments producing relevant results in that area, *i.e.*, representatives from *BABAR*, Belle, Belle II, BESIII, CLEO(c), CDF, D0, LHCb, ATLAS, and CMS.

This article is an update of the last HFLAV publication, which used results available by September 2018 [1]. Here we report world averages using results available by March 2021. In some cases, important new results made available later are included where possible. In general, we use all publicly available results, including preliminary results that are supported by written documentation, such as conference proceedings or publicly available reports from the collaborations. However, we do not use preliminary results that remain unpublished for an extended period of time, or for which no publication is planned. Since HFLAV members are also members of the different collaborations, we exploit our close contact with analyzers to ensure that the results are prepared in a form suitable for combinations.

Section 3 describes the methodology used for calculating averages. In the averaging procedure, common input parameters used in the various analyses are adjusted (rescaled) to common values, and, where possible, known correlations are taken into account. Sections 5–12 present world average values from each of the subgroups listed above. A complete listing of the averages and plots, including updates since this document was prepared, is available on the HFLAV web site [5].

### 3 Averaging methodology

The main task of HFLAV is to combine independent but possibly correlated measurements of a parameter to obtain the world's best estimate of that parameter's value and uncertainty. These measurements are typically made by different experiments, or by the same experiment using different data sets, or by the same experiment using the same data but with different analysis methods. In this section, the general approach adopted by HFLAV is outlined. The software used to provide this is either the COMBOS package [6], the HFLAVERAGING package [7] or dedicated tools for some averages.

Our methodology focuses on the problem of combining measurements obtained with different assumptions about external (or “nuisance”) parameters and with potentially correlated systematic uncertainties. Unless otherwise noted, we assume for our combinations that the quantities measured by experiments were performed in the asymptotic regime (large data samples), so that the measured estimates have a (one- or multi-dimensional) Gaussian likelihood function. We use  $\mathbf{x}$  to represent a set of  $n$  parameters and  $\mathbf{x}_i$  to denote the  $i$ th set of measurements of those parameters. The covariance matrix for the measurement is  $\mathbf{V}_i$ . In all fits, we ensure that  $\mathbf{x}$  and  $\mathbf{x}_i$  do not contain redundant information, *i.e.*, they are vectors with  $n$  elements that represents exactly  $n$  parameters. A  $\chi^2$  statistic is constructed as

$$\chi^2(\mathbf{x}) = \sum_i^N (\mathbf{x}_i - \mathbf{x})^T \mathbf{V}_i^{-1} (\mathbf{x}_i - \mathbf{x}) , \quad (1)$$

where the sum is over the  $N$  independent determinations of the quantities  $\mathbf{x}$ , typically coming from different experiments. This is the best linear unbiased estimator with minimum variance [8] The results of the average are the central values  $\hat{\mathbf{x}}$ , which are the values of  $\mathbf{x}$  at the minimum of  $\chi^2(\mathbf{x})$ , and their covariance matrix

$$\hat{\mathbf{V}}^{-1} = \sum_i^N \mathbf{V}_i^{-1} , \quad (2)$$

which is a generalisation of the one-dimensional estimate  $\sigma^{-2} = \sum_i \sigma_i^{-2}$ .

The value of  $\chi^2(\hat{\mathbf{x}})$  provides a measure of the consistency of the independent measurements of  $\mathbf{x}$  after accounting for the number of degrees of freedom (dof), which is the difference  $N - n$  between the number of measurements and the number of fitted parameters. The values of  $\chi^2(\hat{\mathbf{x}})$  and dof are typically converted to a  $p$ -value and reported together with the averages. Unlike the Particle Data Group [9], when  $\chi^2/\text{dof} > 1$  we do not by default scale the resulting uncertainty. Rather, we examine the systematic uncertainties of each measurement to better understand potential sources of the discrepancy.

In many cases, publications do not quote a direct measurement of a parameter of interest, but of a quantity that is a function of multiple parameters. An example is the measurement of a ratio of branching fractions, from which a branching fraction of interest is determined using previous (and usually more precise) knowledge of the branching fraction of a "normalization mode". This leads to a correlation between the determinations of the two branching fractions that appear in the ratio. In addition, if the same normalization mode is used for measurements of different branching fraction ratios, they too become correlated. These correlations can be evaluated by performing a simultaneous fit to all averages involved. This is done by generalising

Eq. 1 to the form

$$\chi^2(\mathbf{p}) = \sum_i^N (\mathbf{f}_i(\mathbf{p}) - \mathbf{x}_i)^T \mathbf{V}_i^{-1} (\mathbf{f}_i(\mathbf{p}) - \mathbf{x}_i) , \quad (3)$$

where  $\mathbf{p}$  are the fit parameters, including the quantities whose averages we want to determine,  $\mathbf{x}_i$  is the set of  $i$ th measurements (e.g., of branching fractions and branching-fraction ratios), and  $\mathbf{f}_i$  is the dependence of the measured quantities  $\mathbf{x}_i$  on the parameters  $\mathbf{p}$ . This procedure is used for branching-fraction and related averages in Sections 8 and 9. An alternative approach, used in Section 12.1, is to construct the  $\chi^2$  as in Eq. (1) and minimize it subject to a list of constraints implemented with Lagrange multipliers. The two approaches are essentially identical, except that the covariance matrix is given in terms of  $\mathbf{p}$  in the former and in terms of  $\mathbf{x}_i$  in the latter.

If a special treatment is necessary in order to calculate an average, or if an approximation used in the calculation might not be sufficiently accurate (e.g., assuming Gaussian uncertainties when the likelihood function exhibits non-Gaussian behavior), we point this out. Further modifications to the averaging procedures for non-Gaussian situations are discussed in Sec. 3.3.

### 3.1 Treatment of correlated systematic uncertainties

Consider two hypothetical measurements of a parameter  $x$ , which can be summarized as

$$\begin{aligned} x_1 \pm \delta x_1 \pm \Delta x_{1,1} \pm \Delta x_{1,2} \dots \\ x_2 \pm \delta x_2 \pm \Delta x_{2,1} \pm \Delta x_{2,2} \dots , \end{aligned}$$

where the  $\delta x_k$  are statistical uncertainties and the  $\Delta x_{k,i}$  are contributions to the systematic uncertainty. The simplest approach is to combine statistical and systematic uncertainties in quadrature

$$\begin{aligned} x_1 \pm (\delta x_1 \oplus \Delta x_{1,1} \oplus \Delta x_{1,2} \oplus \dots) \\ x_2 \pm (\delta x_2 \oplus \Delta x_{2,1} \oplus \Delta x_{2,2} \oplus \dots) , \end{aligned}$$

and then perform a weighted average of  $x_1$  and  $x_2$  using their combined uncertainties, treating the measurements as independent. This approach suffers from two potential problems that we try to address. First, the values  $x_k$  may have been obtained using different assumptions for nuisance parameters; e.g., different values of the  $B^0$  lifetime may have been used for different measurements of the oscillation frequency  $\Delta m_d$ . The second potential problem is that some systematic uncertainties may be correlated between measurements. For example, different measurements of  $\Delta m_d$  may depend on the same branching fraction used to model a common background.

The above two problems are related. We can represent the systematic uncertainties as a set of nuisance parameters  $y_i$  upon which  $x_k$  depends. The uncertainty  $\Delta y_i$ , which is the uncertainty on  $y_i$  coming from external measurements, contributes  $\Delta x_{k,i}$  to the systematic uncertainty on  $x_i$ . We thus use the values of  $y_i$  and  $\Delta y_i$  assumed by each measurement in our averaging. To properly treat correlated systematic uncertainties among measurements, requires decomposing the overall systematic uncertainties into correlated and uncorrelated components. Correlated systematic uncertainties are those that depend on a shared nuisance parameter, e.g. a lifetime as mentioned above; uncorrelated systematic uncertainties do not share a nuisance

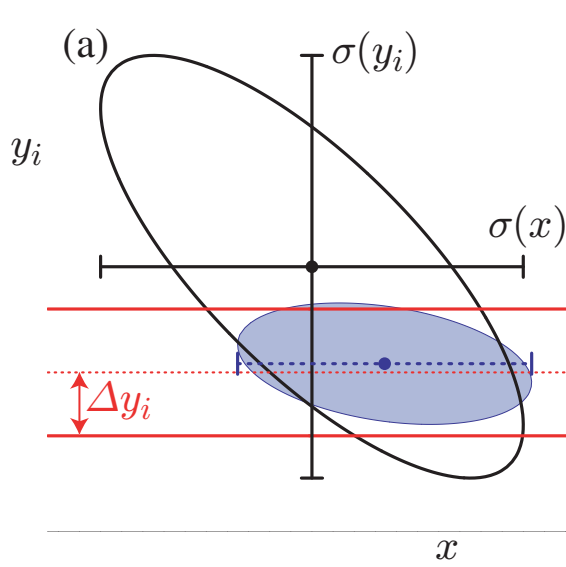


Figure 1: Illustration of the possible dependence of a measured quantity  $x$  on a nuisance parameter  $y_i$ . The plot compares the 68% confidence level contours of a hypothetical measurement's unconstrained (large ellipse) and constrained (filled ellipse) likelihoods, using the Gaussian constraint on  $y_i$  represented by the horizontal band. The solid error bars represent the statistical uncertainties  $\sigma(x)$  and  $\sigma(y_i)$  of the unconstrained likelihood. The dashed error bar shows the statistical uncertainty on  $x$  from a constrained simultaneous fit to  $x$  and  $y_i$ .

parameter, *e.g.* the statistical uncertainty resulting from independent limited size simulations of background components. As different measurements often quote different types of systematic uncertainties, achieving consistent definitions in order to properly treat correlations requires close coordination between HFLAV and the experiments. In some cases, a group of systematic uncertainties must be combined into a coarser description in order to obtain an average that is consistent among measurements. Systematic uncertainties that are uncorrelated with any other source of uncertainty are combined together with the statistical uncertainty, so that the only systematic uncertainties treated explicitly are those that are correlated with at least one other measurement via a consistently-defined external parameter  $y_i$ .

The fact that a measurement of  $x$  is sensitive to  $y_i$  indicates that, in principle, the data used to measure  $x$  could also be used for a simultaneous measurement of  $x$  and  $y_i$ . This is illustrated by the large contour in Fig. 1(a). However, there often exists an external measurement of  $y_i$  with uncertainty  $\Delta y_i$  (represented by the horizontal band in Fig. 1(a)) that is more precise than the constraint  $\sigma(y_i)$  from the  $x$  data alone. In this case, the results presented in a publication can be from a simultaneous fit to  $x$  and  $y_i$ , including the external measurement as a constraint, and obtain the filled  $(x, y)$  contour and dashed one-dimensional estimate of  $x$  shown in Fig. 1(a). We call the fit without the external measurement *unconstrained*, and the fit that include the external measurement is referred to as *constrained*.

To combine two or more measurements that share a systematic uncertainty due to the same external parameter(s)  $y_i$ , the optimal solution is to take the unconstrained results from the publications and perform a constrained simultaneous fit of all measurements to obtain values of  $x$  and  $y_i$ . Let us consider two statistically-independent measurements,  $x_1 \pm (\delta x_1 \oplus \Delta x_{1,i})$  and  $x_2 \pm (\delta x_2 \oplus \Delta x_{2,i})$ , of the quantity  $x$  as shown in Figs. 2(a,b). For simplicity we consider only

one correlated systematic uncertainty for each external parameter  $y_i$ . Since the publications were made, our knowledge of  $y_i$  will often have improved, causing the measurements of  $x$  to shift to different central values and have different uncertainties.

If the unconstrained likelihoods  $\mathcal{L}_k(x, y_1, y_2, \dots)$  for each of the measurements are available, the exact method is to minimize the simultaneous likelihood

$$\mathcal{L}_{\text{comb}}(x, y_1, y_2, \dots) \equiv \prod_k \mathcal{L}_k(x, y_1, y_2, \dots) \prod_i \mathcal{L}_i(y_i) , \quad (4)$$

with an independent Gaussian constraint

$$\mathcal{L}_i(y_i) = \exp \left[ -\frac{1}{2} \left( \frac{y_i - y'_i}{\Delta y'_i} \right)^2 \right] \quad (5)$$

for each  $y_i$ .

However, most publications do not include the full likelihood, in which case we use an approximate method instead. The first step of our procedure is to adjust the values of each measurement to reflect the current best knowledge of the external parameters  $y'_i$  and their ranges  $\Delta y'_i$ , as illustrated in Figs. 2(c,d). We adjust the central values  $x_k$  and correlated systematic uncertainties  $\Delta x_{k,i}$  linearly for each measurement (indexed by  $k$ ) and each external parameter (indexed by  $i$ ):

$$x'_k = x_k + \sum_i \frac{\Delta x_{k,i}}{\Delta y_{k,i}} (y'_i - y_{k,i}) \quad (6)$$

$$\Delta x'_{k,i} = \Delta x_{k,i} \frac{\Delta y'_i}{\Delta y_{k,i}} . \quad (7)$$

This procedure is exact in the limit that the unconstrained likelihood of each measurement is Gaussian and the linear relationships in Eqs. (6) and (7) are valid.

The second step is to combine the adjusted measurements,  $x'_k \pm (\delta x_k \oplus \Delta x'_{k,1} \oplus \Delta x'_{k,2} \oplus \dots)$  by constructing the goodness-of-fit statistic

$$\chi^2_{\text{comb}}(x, y_1, y_2, \dots) \equiv \sum_k \frac{1}{\delta x_k^2} \left[ x'_k - \left( x + \sum_i (y_i - y'_i) \frac{\Delta x'_{k,i}}{\Delta y'_i} \right) \right]^2 + \sum_i \left( \frac{y_i - y'_i}{\Delta y'_i} \right)^2 . \quad (8)$$

We minimize this  $\chi^2$  to obtain the best values of  $x$  and  $y_i$  and their uncertainties, as shown in Fig. 3. Although this method determines new values for the  $y_i$ , we typically do not report them. Since the  $\Delta x_{i,k}$  reported by each experiment are generally not intended for this purpose (for example, they may represent a conservative upper limit rather than a true reflection of a 68% confidence level).

The results of the approximate method agree with the exact method when the  $\mathcal{L}_k$  are Gaussian,  $\Delta y'_i \ll \sigma(y_i)$  and the linear assumption for the approximate method is valid.

For averages where common sources of systematic uncertainty are important, central values and uncertainties are rescaled to a common set of input parameters following the prescription above. We use the most up-to-date values for common inputs, taking values for experimental constraints from within HFLAV or from the Particle Data Group when possible, and updated values of theoretical parameters from their publications.

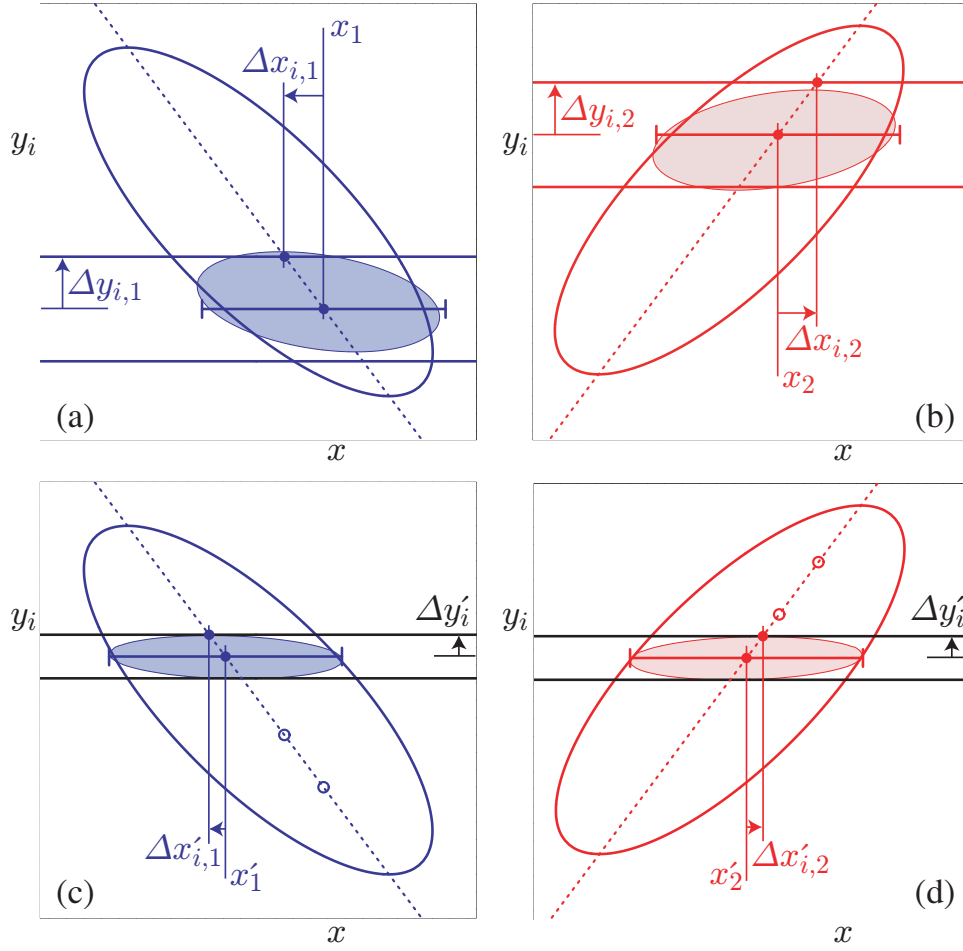


Figure 2: Illustration of the HFLAV combination procedure for correlated systematic uncertainties. Upper plots (a) and (b) show examples of two individual measurements to be combined. The large (filled) ellipses represent their unconstrained (constrained) iso-likelihood contours, while horizontal bands indicate the different assumptions about the value and uncertainty of  $y_i$  used by each measurement. The error bars show the results of the method described in the text for obtaining  $x$  by performing fits with  $y_i$  fixed to different values. Lower plots (c) and (d) illustrate the adjustments to accommodate updated and consistent knowledge of  $y_i$ . Open circles mark the central values of the unadjusted fits to  $x$  with  $y$  fixed; these determine the dashed line used to obtain the adjusted values.

## 3.2 Treatment of unknown correlations

Another issue that needs careful treatment is that of unknown correlations among measurements, *e.g.*, due to use of the same decay model for intermediate states to calculate acceptances. A common practice is to set the correlation coefficient to unity to indicate full correlation. However, this is not necessarily conservative and can result in an underestimated uncertainty on the average. The most conservative choice of correlation coefficient between two measurements  $i$  and  $j$  is that which maximizes the uncertainty on  $\hat{x}$  due to the pair of measurements,

$$\sigma_{\hat{x}(i,j)}^2 = \frac{\sigma_i^2 \sigma_j^2 (1 - \rho_{ij}^2)}{\sigma_i^2 + \sigma_j^2 - 2 \rho_{ij} \sigma_i \sigma_j}, \quad (9)$$



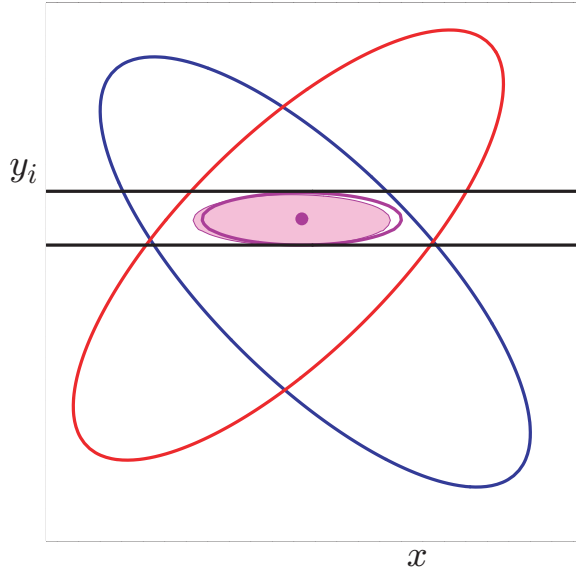


Figure 3: Illustration of the combination of two hypothetical measurements of  $x$  using the method described in the text. The ellipses represent the unconstrained likelihoods of each measurement, and the horizontal band represents the latest knowledge about  $y_i$  that is used to adjust the individual measurements. The filled small ellipse shows the result of the exact method using  $\mathcal{L}_{\text{comb}}$ , and the hollow small ellipse and dot show the result of the approximate method using  $\chi^2_{\text{comb}}$ .

with

$$\rho_{ij} = \min \left( \frac{\sigma_i}{\sigma_j}, \frac{\sigma_j}{\sigma_i} \right). \quad (10)$$

This corresponds to setting  $\sigma_{\hat{x}(i,j)}^2 = \min(\sigma_i^2, \sigma_j^2)$ . Setting  $\rho_{ij} = 1$  when  $\sigma_i \neq \sigma_j$  can lead to a significant underestimate of the uncertainty on  $\hat{x}$ , as can be seen from Eq. (9). In the absence of better information on the correlation, we always use Eq. (9).

### 3.3 Treatment of asymmetric uncertainties

For measurements with no correlation between them and with Gaussian uncertainties, the usual estimator for the average of a set of measurements is obtained by minimizing

$$\chi^2(x) = \sum_k^N \frac{(x_k - x)^2}{\sigma_k^2}, \quad (11)$$

where  $x_k$  is the  $k$ -th measured value of  $x$  and  $\sigma_k^2$  is the variance of the distribution from which  $x_k$  was drawn. The value  $\hat{x}$  at minimum  $\chi^2$  is the estimate for the parameter  $x$ . The true  $\sigma_k$  are unknown but typically the uncertainty as assigned by the experiment  $\sigma_k^{\text{raw}}$  is used as an estimator for it. However, caution is advised when  $\sigma_k^{\text{raw}}$  depends on the measured value  $x_k$ . Examples of this are multiplicative systematic uncertainties such as those due to acceptance, or the  $\sqrt{N}$  dependence of Poisson statistics for which  $x_k \propto N$  and  $\sigma_k \propto \sqrt{N}$ . Failing to account for this type of dependence when averaging leads to a biased average. Such biases can be

314 minimized

$$\chi^2(x) = \sum_k^N \frac{(x_k - x)^2}{\sigma_k^2(\hat{x})}, \quad (12)$$

where  $\sigma_k(\hat{x})$  is the uncertainty on  $x_k$  that includes the dependence of the uncertainty on the value measured. As an example, consider the uncertainty due to detector acceptance, for which  $\sigma_k(\hat{x}) = (\hat{x}/x_k) \times \sigma_k^{\text{raw}}$ . Inserting this into Eq. (12) leads to the solution

$$\hat{x} = \frac{\sum_k^N x_k^3 / (\sigma_k^{\text{raw}})^2}{\sum_k^N x_k^2 / (\sigma_k^{\text{raw}})^2},$$

315 which is the correct behavior, *i.e.*, every measurement is weighted by the inverse square of the  
 316 fractional uncertainty  $\sigma_k^{\text{raw}}/x_k$ . When it is not possible to assess the dependence of  $\sigma_k^{\text{raw}}$  on  $\hat{x}$   
 317 from the uncertainties quoted by the experiments, this dependence is ignored.

318 Another example of a non-Gaussian likelihood function is when a measurement is given  
 319 with asymmetric uncertainties. In general we symmetrize them by taking their linear average,  
 320 however for branching fractions and asymmetries, we take asymmetric uncertainties into ac-  
 321 count through the use of Eq. 1 with a variable value for the  $k$ th diagonal element  $V^{kk}$  of the  
 322 covariance matrix for the measurement (dropping the measurement index  $i$  for simplicity). We  
 323 take  $V^{kk} = (\sigma_-^k)^2$  for  $f^k(\mathbf{p}) - x^k < -\sigma_{k-}$  and  $V^{kk} = (\sigma_+^k)^2$  for  $f^k(\mathbf{p}) - x^k > \sigma_{k+}^k$ , where  $\sigma_-^k$   
 324 ( $\sigma_+^k$ ) are the left- (right-side) uncertainty quoted on the measurement of  $x^k$ , and  $f^k$  is the  $k$ th  
 325 element of  $\mathbf{f}$ . Between these regions,  $V^{kk}$  is interpolated linearly. While this will not fully  
 326 recover the likelihood, it is the optimal solution when no further information is provided [10].

### 327 3.4 Splitting uncertainty for an average into components

328 We carefully consider the various uncertainties contributing to the overall uncertainty of an  
 329 average. The covariance matrix describing the uncertainties of different measurements and  
 330 their correlations is constructed, *i.e.*,  $\mathbf{V} = \mathbf{V}_{\text{stat}} + \mathbf{V}_{\text{sys}} + \mathbf{V}_{\text{theory}}$ . If the measurements are from  
 331 independent data samples, then  $\mathbf{V}_{\text{stat}}$  is diagonal, but  $\mathbf{V}_{\text{sys}}$  and  $\mathbf{V}_{\text{theory}}$  may contain correlations.  
 332 The variance on the average  $\hat{x}$  can be written as

$$\sigma_{\hat{x}}^2 = \frac{1}{\sum_{i,j} \mathbf{V}_{ij}^{-1}} = \frac{\sum_{i,j} (\mathbf{V}^{-1} \mathbf{V} \mathbf{V}^{-1})_{ij}}{\left(\sum_{i,j} \mathbf{V}_{ij}^{-1}\right)^2} \quad (13)$$

$$= \frac{\sum_{i,j} (\mathbf{V}^{-1} [\mathbf{V}_{\text{stat}} + \mathbf{V}_{\text{sys}} + \mathbf{V}_{\text{theory}}] \mathbf{V}^{-1})_{ij}}{\left(\sum_{i,j} \mathbf{V}_{ij}^{-1}\right)^2} = \sigma_{\text{stat}}^2 + \sigma_{\text{sys}}^2 + \sigma_{\text{th}}^2. \quad (14)$$

333 To calculate  $\sigma_{\text{stat}}^2$  in the last step, the calculation is repeated without including  $\mathbf{V}_{\text{stat}}$  in  $\mathbf{V}$   
 334 and this is then subtracted from the total. The same is done for the other two components.  
 335 This breakdown of uncertainties is provided in certain cases, but usually only a single, total  
 336 uncertainty is quoted for an average.

## 4 $b$ -hadron production fractions

We consider here the relative fractions of the different  $b$ -hadron species produced in a specific process. These fractions are needed for characterizing the signal composition in inclusive  $b$ -hadron analyses, predicting the background composition in exclusive analyses, and converting observed event yields (or event yield ratios) into branching fraction (or branching fraction ratio) measurements. We distinguish here the following three  $b$ -hadron production processes:  $\Upsilon(4S)$  decays,  $\Upsilon(5S)$  decays, and high-energy collisions (including  $Z^0$  decays).

### 4.1 $b$ -hadron production fractions in $\Upsilon(4S)$ decays

Only the two lightest (charged and neutral)  $B$ -meson species can be pair-produced in  $\Upsilon(4S)$  decays. Therefore, only the following two branching fractions must be considered:

$$f^{+-} = \frac{\Gamma(\Upsilon(4S) \rightarrow B^+ B^-)}{\Gamma_{\text{tot}}(\Upsilon(4S))}, \quad (15)$$

$$f^{00} = \frac{\Gamma(\Upsilon(4S) \rightarrow B^0 \bar{B}^0)}{\Gamma_{\text{tot}}(\Upsilon(4S))}. \quad (16)$$

In practice, most analyses measure their ratio

$$R^{+-/00} = \frac{f^{+-}}{f^{00}} = \frac{\Gamma(\Upsilon(4S) \rightarrow B^+ B^-)}{\Gamma(\Upsilon(4S) \rightarrow B^0 \bar{B}^0)}, \quad (17)$$

which is easier to access experimentally. An inclusive (but separate) reconstruction of  $B^+$  and  $B^0$  is difficult. Therefore,  $R^{+-/00}$  is measured with exclusive decays  $B^+ \rightarrow f^+$  and  $B^0 \rightarrow f^0$  to specific final states  $f^+$  and  $f^0$  that are related by isospin symmetry. Under the assumption that  $\Gamma(B^+ \rightarrow f^+) = \Gamma(B^0 \rightarrow f^0)$ , *i.e.*, that isospin invariance holds in relating these  $B$  decays, the ratio of the number of reconstructed  $B^+ \rightarrow f^+$  and  $B^0 \rightarrow f^0$  mesons, after correcting for efficiency, is equal to

$$\frac{f^{+-} \mathcal{B}(B^+ \rightarrow f^+)}{f^{00} \mathcal{B}(B^0 \rightarrow f^0)} = \frac{f^{+-} \Gamma(B^+ \rightarrow f^+) \tau(B^+)}{f^{00} \Gamma(B^0 \rightarrow f^0) \tau(B^0)} = \frac{f^{+-}}{f^{00}} \frac{\tau(B^+)}{\tau(B^0)}, \quad (18)$$

where  $\tau(B^+)$  and  $\tau(B^0)$  are the  $B^+$  and  $B^0$  lifetimes, respectively. Hence the primary quantity measured in these analyses is  $R^{+-/00} \tau(B^+)/\tau(B^0)$ , and the extraction of  $R^{+-/00}$  with this method therefore requires the knowledge of the  $\tau(B^+)/\tau(B^0)$  lifetime ratio.

The published measurements of  $R^{+-/00}$  are listed<sup>2</sup> in Table 2 together with the corresponding values of  $\tau(B^+)/\tau(B^0)$  assumed in each measurement. All measurements are based on the above-mentioned method, except the one from Belle, which is a by-product of the  $B^0$  mixing frequency analysis using dilepton events (but note that it too assumes isospin invariance, namely  $\Gamma(B^+ \rightarrow \ell^+ X) = \Gamma(B^0 \rightarrow \ell^+ X)$ ). The latter is therefore treated in a slightly different manner in the following procedure used to combine these measurements:

- each published value of  $R^{+-/00}$  from CLEO and BABAR is first converted back to the original measurement of  $R^{+-/00} \tau(B^+)/\tau(B^0)$ , using the value of the lifetime ratio assumed in the corresponding analysis;

---

<sup>2</sup>An old and imprecise  $R$  measurement from CLEO [15] is included in neither Table 2 nor the average.

Table 2: Published measurements of the  $B^+/B^0$  production ratio in  $\Upsilon(4S)$  decays, together with their average (see text). Systematic uncertainties due to the imperfect knowledge of  $\tau(B^+)/\tau(B^0)$  are included.

Experiment, year	Ref.	Decay modes or method	Published value of $R^{+-/00} = f^{+-}/f^{00}$	Assumed value of $\tau(B^+)/\tau(B^0)$
CLEO, 2001	[11]	$J/\psi K^{(*)}$	$1.04 \pm 0.07 \pm 0.04$	$1.066 \pm 0.024$
CLEO, 2002	[12]	$D^* \ell \nu$	$1.058 \pm 0.084 \pm 0.136$	$1.074 \pm 0.028$
Belle, 2003	[13]	Dilepton events	$1.01 \pm 0.03 \pm 0.09$	$1.083 \pm 0.017$
BABAR, 2005	[14]	$(c\bar{c})K^{(*)}$	$1.06 \pm 0.02 \pm 0.03$	$1.086 \pm 0.017$
Average			$1.059 \pm 0.027$ (tot)	$1.076 \pm 0.004$

- a simple weighted average of these original measurements of  $R^{+-/00} \tau(B^+)/\tau(B^0)$  from CLEO and BABAR is then computed, assuming no statistical or systematic correlations between them;
- the weighted average of  $R^{+-/00} \tau(B^+)/\tau(B^0)$  is converted into a value of  $R^{+-/00}$ , using the latest average of the lifetime ratios,  $\tau(B^+)/\tau(B^0) = 1.076 \pm 0.004$  (see Sec. 5.1.2);
- the Belle measurement of  $R^{+-/00}$  is adjusted to the current values of  $\tau(B^0) = 1.519 \pm 0.004$  ps and  $\tau(B^+)/\tau(B^0) = 1.076 \pm 0.004$  (see Sec. 5.1.2), using the procedure described in Sec. 3.1;
- the combined value of  $R^{+-/00}$  from CLEO and BABAR is averaged with the adjusted value of  $R^{+-/00}$  from Belle, assuming a 100% correlation of the systematic uncertainty due to the limited knowledge on  $\tau(B^+)/\tau(B^0)$ ; no other correlation is considered.

The resulting global average,

$$R^{+-/00} = \frac{f^{+-}}{f^{00}} = 1.059 \pm 0.027, \quad (19)$$

is consistent with equal production rate of charged and neutral  $B$  mesons, although only at the  $2.2\sigma$  level.

On the other hand, the BABAR collaboration has performed a direct measurement of the  $f^{00}$  fraction using a method that neither relies on isospin symmetry nor requires knowledge of  $\tau(B^+)/\tau(B^0)$ . Rather, the method is based on comparing the number of events where a single  $B^0 \rightarrow D^{*-} \ell^+ \nu$  decay is reconstructed to the number of events where two such decays are reconstructed. The result of this measurement is [16]

$$f^{00} = 0.487 \pm 0.010 (\text{stat}) \pm 0.008 (\text{syst}). \quad (20)$$

The results of Eqs. (19) and (20) are obtained with very different methods and are completely independent of each other. Their product yields  $f^{+-} = 0.516 \pm 0.019$ , and combining them into the sum of the charged and neutral fractions gives  $f^{+-} + f^{00} = 1.003 \pm 0.029$ .

To improve the accuracy in  $f^{+-}$  and  $f^{00}$ , we use the relation  $f^{+-} + f^{00} + f_{\mathcal{B}} = 1$ , where  $f_{\mathcal{B}}$  is the fraction of non- $B\bar{B}$  events. The non- $B\bar{B}$  events are primarily transitions to lower

bottomonia with emission of light hadrons, while the contribution of decays to lepton pairs is negligibly small. *BABAR* and *Belle* have observed transitions to five final states:  $\Upsilon(1S)\pi^+\pi^-$ ,  $\Upsilon(1S)\eta$ ,  $\Upsilon(1S)\eta'$ ,  $h_b(1P)\eta$  and  $\Upsilon(2S)\pi^+\pi^-$  [17–20]. Their total fraction is

$$f_{\mathcal{B}} = 0.00264 \pm 0.00021, \quad (21)$$

where the channels with  $\pi^0\pi^0$  are included using isospin relations. The rates of the above transitions are higher than expected for the bottomonium states; the enhancement could be due to a "molecular" admixture of the on-shell  $B\bar{B}$  pairs in the  $\Upsilon(4S)$  wave function (for a review see, for example, [21]). Quantitative understanding of the enhancement pattern has not been reached yet. In particular, it remains puzzling why the branching fraction of  $\Upsilon(4S) \rightarrow h_b(1P)\eta$  is 10 times higher than that of any other decay to a bottomonium state. Since many transitions remain unexplored, we consider the  $f_{\mathcal{B}}$  value in Eq. (21) as a lower limit. We perform a fit to  $R^{+-/00}$  in Eq. (19),  $f^{00}$  in Eq. (20) and  $f_{\mathcal{B}}$  in Eq. (21) with the constraint  $f^{+-} + f^{00} + f_{\mathcal{B}} = 1$ . The positive error of  $f_{\mathcal{B}}$  is set to infinity. The results of the fit are

$$f^{00} = 0.485_{-0.011}^{+0.006}, \quad f^{+-} = 0.512_{-0.016}^{+0.006}, \quad f_{\mathcal{B}} = 0.00264_{-0.00021}^{+0.025}, \quad \frac{f^{+-}}{f^{00}} = 1.057_{-0.025}^{+0.024}. \quad (22)$$

The latter ratio differs from unity by  $2.2\sigma$ .

## 4.2 $b$ -hadron production fractions at the $\Upsilon(5S)$ energy

Hadronic events produced in  $e^+e^-$  collisions at the  $\Upsilon(5S)$  (also known as  $\Upsilon(10860)$ ) energy can be classified into three categories: light-quark ( $u, d, s, c$ ) continuum events,  $b\bar{b}$  continuum events (including  $b\bar{b}\gamma$ , etc., with initial-state-radiation photons), and  $\Upsilon(5S)$  events. The latter two cannot be distinguished and are referred to as  $b\bar{b}$  events in the following. These  $b\bar{b}$  events can hadronize into different final states. We define  $f_{u,d}^{\Upsilon(5S)}$  to be the fraction of  $b\bar{b}$  events with a pair of non-strange bottom mesons, namely,  $B\bar{B}$ ,  $B\bar{B}^*$ ,  $B^*\bar{B}$ ,  $B^*\bar{B}^*$ ,  $B\bar{B}\pi$ ,  $B\bar{B}^*\pi$ ,  $B^*\bar{B}\pi$ ,  $B^*\bar{B}^*\pi$ , and  $B\bar{B}\pi\pi$ , where  $B$  denotes a  $B^0$  or  $B^+$  meson and  $\bar{B}$  denotes a  $\bar{B}^0$  or  $B^-$  meson. Similarly, we define  $f_s^{\Upsilon(5S)}$  to be the fraction of  $b\bar{b}$  events that hadronize into a pair of strange bottom mesons ( $B_s^0\bar{B}_s^0$ ,  $B_s^0\bar{B}_s^{*0}$ ,  $B_s^{*0}\bar{B}_s^0$ , and  $B_s^{*0}\bar{B}_s^{*0}$ ). Note that the excited bottom-meson states decay via  $B^* \rightarrow B\gamma$  and  $B_s^{*0} \rightarrow B_s^0\gamma$ . Lastly,  $f_{\mathcal{B}}^{\Upsilon(5S)}$  is defined to be the fraction of  $b\bar{b}$  events without open-bottom mesons in the final state (which includes production of light bottomonium). By construction, these fractions satisfy

$$f_{u,d}^{\Upsilon(5S)} + f_s^{\Upsilon(5S)} + f_{\mathcal{B}}^{\Upsilon(5S)} = 1. \quad (23)$$

The CLEO and Belle collaborations have published measurements of the inclusive  $\Upsilon(5S)$  branching fractions  $\mathcal{B}(\Upsilon(5S) \rightarrow D_s X)$ ,  $\mathcal{B}(\Upsilon(5S) \rightarrow \phi X)$  and  $\mathcal{B}(\Upsilon(5S) \rightarrow D^0 X)$ , from which they extracted the model-dependent estimates of  $f_s^{\Upsilon(5S)}$  reported in Table 3. This extraction was performed under the implicit assumption  $f_{\mathcal{B}}^{\Upsilon(5S)} = 0$  in the relation

$$\frac{1}{2}\mathcal{B}(\Upsilon(5S) \rightarrow D_s X) = f_s^{\Upsilon(5S)} \times \mathcal{B}(B_s^0 \rightarrow D_s X) + \left(1 - f_s^{\Upsilon(5S)} - f_{\mathcal{B}}^{\Upsilon(5S)}\right) \times \mathcal{B}(B \rightarrow D_s X), \quad (24)$$

and similar relations for  $\mathcal{B}(\Upsilon(5S) \rightarrow D^0 X)$  and  $\mathcal{B}(\Upsilon(5S) \rightarrow \phi X)$ .

Table 3: Published measurements of  $f_s^{\Upsilon(5S)}$ , obtained assuming  $f_{\mathbb{B}}^{\Upsilon(5S)} = 0$ . The results are quoted as in the original publications, except for the 2010 Belle measurement, which is quoted as  $1 - f_{u,d}^{\Upsilon(5S)}$  with  $f_{u,d}^{\Upsilon(5S)}$  from Ref. [22].

Experiment, year, dataset	Decay mode or method	Value of $f_s^{\Upsilon(5S)}$
CLEO, 2006, 0.42 fb <sup>-1</sup> [23]	$\Upsilon(5S) \rightarrow D_s X$	$0.168 \pm 0.026 \begin{smallmatrix} +0.067 \\ -0.034 \end{smallmatrix}$
	$\Upsilon(5S) \rightarrow \phi X$	$0.246 \pm 0.029 \begin{smallmatrix} +0.110 \\ -0.053 \end{smallmatrix}$
	$\Upsilon(5S) \rightarrow B\bar{B}X$	$0.411 \pm 0.100 \pm 0.092$
	CLEO average of above 3	$0.21 \begin{smallmatrix} +0.06 \\ -0.03 \end{smallmatrix}$
Belle, 2006, 1.86 fb <sup>-1</sup> [24]	$\Upsilon(5S) \rightarrow D_s X$	$0.179 \pm 0.014 \pm 0.041$
	$\Upsilon(5S) \rightarrow D^0 X$	$0.181 \pm 0.036 \pm 0.075$
	Belle average of above 2	$0.180 \pm 0.013 \pm 0.032$
Belle, 2010, 23.6 fb <sup>-1</sup> [22]	$\Upsilon(5S) \rightarrow B\bar{B}X$	$0.263 \pm 0.032 \pm 0.051$

Table 4: External inputs on which the  $f_s^{\Upsilon(5S)}$  averages are based.

Branching fraction	Value	Explanation and reference
$\mathcal{B}(B \rightarrow D_s X) \times \mathcal{B}(D_s \rightarrow \phi\pi)$	$0.00374 \pm 0.00014$	Derived from [9]
$\mathcal{B}(B_s^0 \rightarrow D_s X)$	$0.92 \pm 0.11$	Model-dependent estimate [25]
$\mathcal{B}(D_s \rightarrow \phi\pi)$	$0.045 \pm 0.004$	[9]
$\mathcal{B}(B \rightarrow D^0 X) \times \mathcal{B}(D^0 \rightarrow K\pi)$	$0.02429 \pm 0.00113$	Derived from [9]
$\mathcal{B}(B_s^0 \rightarrow D^0 X)$	$0.08 \pm 0.07$	Model-dependent estimate [24, 25]
$\mathcal{B}(D^0 \rightarrow K\pi)$	$0.03965 \pm 0.00031$	[9]
$\mathcal{B}(B \rightarrow \phi X)$	$0.0343 \pm 0.0012$	[9]
$\mathcal{B}(B_s^0 \rightarrow \phi X)$	$0.161 \pm 0.024$	Model-dependent estimate [23]

However, the assumption  $f_{\mathbb{B}}^{\Upsilon(5S)} = 0$  is known to be incorrect, given the observed production in  $e^+e^-$  collisions at the  $\Upsilon(5S)$  energy of the final states  $\Upsilon(1S, 2S, 3S)\pi^+\pi^-$ ,  $\Upsilon(1S, 2S, 3S)\pi^0\pi^0$ ,  $\Upsilon(1S)K^+K^-$ ,  $h_b(1P, 2P)\pi^+\pi^-$ ,  $\chi_{b1,2}(1P)\pi^+\pi^-\pi^0$ ,  $\Upsilon_J(1D)\eta$  and  $\Upsilon(2S)\eta$  [26–30]. The sum of the visible (i.e., uncorrected for initial-state radiation) cross-sections into these final states, plus those of the unmeasured final states  $\Upsilon(1S)K^0\bar{K}^0$  and  $h_b(1P, 2P)\pi^0\pi^0$ , which are obtained by assuming isospin conservation, amounts to

$$\sigma^{\text{vis}}(e^+e^- \rightarrow (b\bar{b})X) = 16.1 \pm 1.5 \text{ pb},$$

where  $(b\bar{b}) = \Upsilon(1S, 2S, 3S)$ ,  $\Upsilon_J(1D)$ ,  $h_b(1P, 2P)$ ,  $\chi_{b1,2}$ , and  $X = \pi\pi$ ,  $\pi^+\pi^-\pi^0$ ,  $KK$ ,  $\eta$ . We divide this by the  $b\bar{b}$  production cross section,  $\sigma(e^+e^- \rightarrow b\bar{b}X) = 340 \pm 16 \text{ pb}$  [31], to obtain

$$f_{(b\bar{b})X} = 0.0473 \pm 0.0048.$$

421 This should be taken as a lower bound for  $f_{\mathbb{B}}^{\Upsilon(5S)}$ .

422 To simultaneously extract the fractions under the exact constraints of Eqs. (23) and (24)  
 423 and the one-sided Gaussian constraint  $f_{\mathcal{B}}^{\mathcal{R}(5S)} \geq f_{(b\bar{b})X}$ , we perform a simultaneous  $\chi^2$  fit to the  
 424 measurements of Refs. [22–24] taking into account all known correlations. The details of the  
 425 fit are described in Ref. [32]. The latest Belle measurement of  $f_s^{\mathcal{R}(5S)}$  [31] lacks the information  
 426 needed for the averaging, and is therefore not included. Taking the inputs of Table 4, the best  
 427 fit values are

$$f_{u,d}^{\mathcal{R}(5S)} = 0.755_{-0.038}^{+0.027}, \quad (25)$$

$$f_s^{\mathcal{R}(5S)} = 0.198_{-0.029}^{+0.030}, \quad (26)$$

$$f_{\mathcal{B}}^{\mathcal{R}(5S)} = 0.047_{-0.005}^{+0.043}, \quad (27)$$

428 where the strongly asymmetric uncertainty on  $f_{\mathcal{B}}^{\mathcal{R}(5S)}$  is due to the one-sided constraint from  
 429 the observed  $(b\bar{b})X$  decays. These results, together with their correlations, imply

$$f_s^{\mathcal{R}(5S)} / f_{u,d}^{\mathcal{R}(5S)} = 0.261_{-0.043}^{+0.051}. \quad (28)$$

430 This is in fair agreement with *BABAR* results [33], obtained as a function of centre-of-mass  
 431 energy and as a by-product of another measurement, and which are not used in our average  
 432 due to insufficient information.

433 The production of  $B_s^0$  mesons at the  $\mathcal{R}(5S)$  is observed to be dominated by the  $B_s^{*0}\bar{B}_s^{*0}$   
 434 channel, with  $\sigma(e^+e^- \rightarrow B_s^{*0}\bar{B}_s^{*0})/\sigma(e^+e^- \rightarrow B_s^{(*)0}\bar{B}_s^{(*)0}) = (87.0 \pm 1.7)\%$  [34] measured as  
 435 described in Ref. [35]. The proportions of the various production channels for non-strange  $B$   
 436 mesons have also been measured [22].

### 437 4.3 $b$ -hadron production fractions at high energy

438 At high energy, all species of weakly decaying  $b$  hadrons may be produced, either directly or in  
 439 strong and electromagnetic decays of excited  $b$  hadrons. Before 2010, it was assumed that the  
 440 fractions of different species in unbiased samples of high- $p_T$   $b$ -hadron jets were independent  
 441 of whether they originated from  $Z$  decays,  $p\bar{p}$  collisions at the Tevatron, or  $pp$  collisions at  
 442 the LHC. This hypothesis was plausible under the condition  $Q^2 \gg \Lambda_{\text{QCD}}^2$ , namely, that the  
 443 square of the momentum transfer to the produced  $b$  quarks is large compared with the square  
 444 of the hadronization energy scale. This hypothesis is correct in the limit  $p_T \rightarrow \infty$ , in which  
 445 the production mechanism of a  $b$  hadron is completely described by the fragmentation of the  $b$   
 446 quark. For finite  $p_T$ , however, there are interference effects of the production mechanism of the  
 447  $b$  quark and its hadronization. While formally suppressed by inverse powers of  $p_T$ , these effects  
 448 may be sizable, especially when the fragmentation probabilities are small as, *e.g.*, in the case  
 449 of  $b$  baryons. In fact, the available data show that the fractions depend on the kinematics of  
 450 the produced  $b$  hadron. Both CDF and LHCb reported a  $p_T$  dependence of the fractions, with  
 451 the fraction of  $\Lambda_b^0$  baryons observed at low  $p_T$  being enhanced with respect to that seen at LEP  
 452 at higher  $p_T$ .

453 In our previous publication [1], we presented two sets of averages, one including only mea-  
 454 surements performed at LEP, and another including only measurements performed by CDF at  
 455 the Tevatron.<sup>3</sup> While the first set is well defined and is basically related to branching fractions

---

<sup>3</sup>The LHC production fractions results were still incomplete, lacking measurements of the production of weakly-decaying baryons heavier than  $\Lambda_b^0$ .

456 of inclusive  $Z$  decays, the other set is somewhat ill-defined, since it depends on the geometrical  
457 and kinematical acceptance of the experiments and over which the measurements are integrated.  
458 With the ever increasing precision in heavy flavour measurements, the  $b$ -hadron fraction aver-  
459 ages provided by HFLAV for high-energy hadron collisions are no longer of interest, since they  
460 are not directly transferable from one experiment to the other. We have therefore decided to no  
461 longer maintain these averages. The interested reader should refer to Sec. 4.1.3 of our previous  
462 publication [1].

463 The relative fractions of  $b$ -hadron types produced in  $Z$  decays are universal and therefore  
464 still of interest. Since the averages we have reported in Ref. [1] have remained stable over the  
465 last decade and new data are not expected until a future new electron-positron collider operates  
466 again at the  $Z$  pole, they are not reported here.



## 5 Lifetimes and mixing parameters of $b$ hadrons

Quantities such as  $b$ -hadron production fractions,  $b$ -hadron lifetimes, and neutral  $B$ -meson oscillation frequencies were studied in the 1990s at LEP and SLC, at DORIS II and CESR, as well as at the Tevatron. This was followed by precise measurements of the  $B^0$  and  $B^+$  mesons performed at the asymmetric  $B$  factories, KEKB and PEP-II, as well as measurements related to the other  $b$  hadrons, in particular  $B_s^0$ ,  $B_c^+$  and  $\Lambda_b^0$ , performed at the upgraded Tevatron. Currently, the most precise measurements are coming from the ATLAS, CMS and LHCb experiments at the LHC.

In many cases, these basic quantities, in addition to being interesting by themselves, are necessary ingredients for more refined measurements, for example decay-time-dependent  $CP$ -violating asymmetries. Hence, some of the averages presented in this chapter are used as input for the results given in subsequent chapters. In the past, many  $b$ -hadron lifetime and mixing measurements had a significant dependence on the  $b$ -hadron production fractions, which themselves depended on the lifetime and mixing measurements. This circular coupling had to be dealt with carefully whenever inclusive or semi-exclusive measurements of  $b$ -hadron lifetime and mixing parameters were considered. In the past decade, this dependence has reduced to a negligible level, with increasingly precise exclusive measurements becoming available and dominating practically all averages.

In addition to lifetimes and oscillation frequencies, this chapter also deals with  $CP$  violation in the  $B^0$  and  $B_s^0$  mixing amplitudes, as well as the phase  $\phi_s^{c\bar{c}s}$  that describes  $CP$  violation in the interference between  $B_s^0$  mixing and decay in  $b \rightarrow c\bar{c}s$  transitions. In the absence of new physics and sub-leading penguin contributions, this phase is equal to  $-2\beta_s = -\arg[(V_{ts}V_{tb}^*)^2 / (V_{cs}V_{cb}^*)^2]$ . The angle  $\beta$ , which is the equivalent of  $\beta_s$  for the  $B^0$  system, is discussed in Chapter 6.

Throughout this chapter, published results that have been superseded by subsequent publications are ignored (*i.e.*, excluded from the averages) and are only referred to if necessary.

### 5.1 $b$ -hadron lifetimes

Lifetime calculations are performed in the framework of the Heavy Quark Expansion (HQE) [36–38]. In these calculations, the total decay rate of a hadron  $H_b$  is expressed as a series of expectation values of operators of increasing dimension,

$$\Gamma_{H_b} = |\text{CKM}|^2 \sum_{n,k} \frac{c_{nk}}{m_b^n} \langle H_b | O_{nk} | H_b \rangle, \quad (29)$$

where  $|\text{CKM}|^2$  is the relevant combination of CKM matrix elements. The coefficients  $c_{nk}$  are calculated perturbatively [39], *i.e.* as a series in  $\alpha_s(m_b)$ . The non-perturbative QCD effects are comprised in the matrix elements  $\langle H_b | O_{nk} | H_b \rangle \propto \Lambda_{\text{QCD}}^n$  of the operators  $O_{nk}$ . For a given dimension  $n$ , there are usually several operators, indicated by the index  $k$ . Hence the HQE predicts  $\Gamma_{H_b}$  in the form of an expansion in both  $\Lambda_{\text{QCD}}/m_b$  and  $\alpha_s(m_b)$ . The leading term in Eq. (29) corresponds to the weak decay of a free  $b$  quark. At this order all  $b$ -flavoured hadrons have the same lifetime. The concept of the HQE and first calculations of valence quark effects emerged in 1986 [36]. In the early 1990s experiments became sensitive enough to detect lifetime differences among various  $H_b$  species. The possible existence of exponential contributions to  $\Gamma_{H_b}$ , referred to as *violation of quark-hadron duality*, is not captured by the

power series of the HQE [40,41]. The sizes of such terms can only be determined experimentally, by confronting the HQE predictions with data. Possible violation of quark-hadron duality has been shown to be severely constrained by experimental results [42]. The matrix elements can be calculated using lattice QCD or QCD sum rules. In some cases they can also be related to those appearing in other observables by utilising symmetries of QCD. One may reasonably expect that powers of  $\Lambda_{\text{QCD}}/m_b \sim 0.1$  provide enough suppression that only the first terms of the sum in Eq. (29) matter. Importantly, starting from the third power the coefficients are enhanced by a factor of  $16\pi^2$ . The dominant contribution to lifetime differences stems from these terms of order  $16\pi^2(\Lambda_{\text{QCD}}/m_b)^3$  [43]. State-of-the-art calculations of first-order corrections to these predictions exist in terms of both  $\Lambda_{\text{QCD}}/m_b$  [44,45] and  $\alpha_s(m_b)$  [46–50], with all subsequent theory papers using these results.

Theoretical predictions are usually made for the ratios of the lifetimes (with  $\tau(B^0)$  often chosen as the common denominator) rather than for the individual lifetimes, since this leads to cancellation of several uncertainties. The precision of the HQE calculations (see Refs. [47,48,51–54], and Ref. [55,56] for the latest updates) is in some instances already surpassed by the measurements, *e.g.*, in the case of  $\tau(B^+)/\tau(B^0)$ . Improvement in the precision of calculations requires progress along two lines. Firstly, better non-perturbative matrix elements are needed. One expects precise calculations, especially from lattice QCD where significant advances have been made in the past decade. Secondly, the coefficients  $c_{nk}$  must be calculated to higher orders of  $\alpha_s$ . In particular, the  $\alpha_s^2$  and  $\alpha_s\Lambda_{\text{QCD}}/m_b$  contributions to the lifetime differences are needed to keep up with the experimental precision.

The following important conclusions, which are in agreement with experimental observation, can be drawn from the HQE, even in its present state:

- The larger the mass of the heavy quark, the smaller the variation in the lifetimes among different hadrons containing this quark. This is illustrated by the fact that lifetimes are rather similar in the  $b$  sector, while they differ by large factors in the charm sector.
- First corrections to the spectator model occur at order  $\Lambda_{\text{QCD}}^2/m_b^2$ , leading to lifetime differences around one percent.
- The dominant contribution to the lifetime splittings is of order  $16\pi^2(\Lambda_{\text{QCD}}/m_b)^3$  and typically amounts to several percent.

### 5.1.1 Overview of lifetime measurements

This section gives an overview of the types of  $b$ -hadron lifetime measurements, with details given in subsequent sections. In most cases, the decay time of an  $H_b$  state is estimated by measuring its flight distance and dividing it by the relativistic factor  $\beta\gamma c$ . Methods of accessing lifetime information can roughly be divided into the following five categories:

1. ***Inclusive (flavour-blind) measurements.*** Early, low-statistics measurements were aimed at extracting the lifetime from a mixture of  $b$ -hadron decays, without distinguishing the decaying species. Often, the exact  $H_b$  composition was ill-defined and analysis-dependent. Monte Carlo simulation was used for estimating the  $\beta\gamma$  factor, because the decaying hadrons were not fully reconstructed. In the 1990s, these were the largest-statistics  $b$ -hadron lifetime measurements accessible to a given experiment, and could therefore serve as an important performance benchmark. Nowadays, the average  $b$ -hadron

lifetime, which is certainly less fundamental than the precisely-measured lifetimes of the individual species, is of very little interest. As a result, we no longer review the inclusive  $b$ -hadron lifetime measurements, the latest of which was published in 2004 [57]. The interested reader can refer to our previous publication [1].

2. *Measurements in semileptonic decays of a specific  $H_b$ .* The virtual  $W$  boson from  $b \rightarrow Wc$  produces a  $\ell\nu_\ell$  pair ( $\ell = e, \mu$ ) in about 21% of the cases. The electron or muon from such decays provides a clean and efficient trigger signature. The  $c$  quark and the  $H_b$  spectator quark(s) combine into a charm hadron  $H_c$ , which is reconstructed in one or more exclusive decay channels. Identification of the  $H_c$  species allows one to separate, at least statistically, different  $H_b$  species. The advantage of these measurements is in the sample size, which is usually larger than in the case of exclusively reconstructed hadronic  $H_b$  decays (described next). The main disadvantages are related to the difficulty of estimating the lepton+charm sample composition and to the reliance on Monte Carlo for the momentum (and hence  $\beta\gamma$  factor) estimate.
3. *Measurements in exclusively reconstructed hadronic decays.* These have the advantage of complete reconstruction of the decaying  $H_b$  state, which allows one to infer the decaying species, as well as to perform precise measurement of the  $\beta\gamma$  factor. Both lead to generally smaller systematic uncertainties than in the above two categories. The downsides are smaller branching fractions and larger combinatorial backgrounds when the signal channel involves multi-hadron decays, such as  $H_b \rightarrow H_c\pi(\pi\pi)$  with multi-body  $H_c$  decays. This problem is often more serious in a hadron collider environment, which has many hadrons and a non-trivial underlying event. Decays of the type  $H_b \rightarrow J/\psi H_s$  are often used, as they are relatively clean and easy to trigger on due to the  $J/\psi \rightarrow \ell^+\ell^-$  signature.
4. *Measurements at asymmetric  $B$  factories.* In the  $\Upsilon(4S) \rightarrow B\bar{B}$  decay, the  $B$  mesons ( $B^+$  or  $B^0$ ) are essentially at rest in the  $\Upsilon(4S)$  frame. This makes direct lifetime measurements impossible in experiments at symmetric-energy colliders, which produce the  $\Upsilon(4S)$  at rest. At asymmetric  $B$  factories the  $\Upsilon(4S)$  meson is boosted, resulting in the  $B$  and  $\bar{B}$  moving nearly parallel to each other with similar boosts. The decay time is inferred from the distance  $\Delta z$  separating the  $B$  and  $\bar{B}$  decay vertices along the boost axis and from the  $\Upsilon(4S)$  boost, which is known from the beam energies. This boost was  $\beta\gamma \approx 0.55$  (0.43) in the *BABAR* (Belle) experiment, resulting in an average  $B$  decay length of approximately 250 (190)  $\mu\text{m}$ .

While one  $B^0$  or  $B^+$  meson is fully reconstructed in a semileptonic or hadronic decay mode, the other  $B$  in the event is typically not fully reconstructed, in order to avoid loss of efficiency. Rather, only the position of its decay vertex is determined from the remaining tracks in the event. These measurements benefit from large sample sizes, but suffer from poor proper time resolution, comparable to the  $B$  lifetime itself. The resolution is dominated by the uncertainty on the decay-vertex positions, which is typically 50 (100)  $\mu\text{m}$  for a fully (partially) reconstructed  $B$  meson. With much larger samples in the future, the resolution and purity could be improved (and hence the systematics reduced) by fully reconstructing both  $B$  mesons in the event. Finally, the better vertex precision of the Belle II experiment will also contribute to the resolution improvement.

5. **Measurement of lifetime ratios.** This method, initially applied in the measurement of  $\tau(B^+)/\tau(B^0)$ , is now also used for other  $b$ -hadron species at the LHC. The ratio of the lifetimes is extracted from the proper-time dependence of the ratio of the observed yields of two different  $b$ -hadron species, both reconstructed in decay modes with similar topologies. The advantage of this method is that subtle efficiency effects and systematic uncertainties (partially) cancel in the ratio.

In some analyses, measurements of two (*e.g.*,  $\tau(B^+)$  and  $\tau(B^+)/\tau(B^0)$ ) or three (*e.g.*  $\tau(B^+)$ ,  $\tau(B^+)/\tau(B^0)$ , and  $\Delta m_d$ ) quantities are combined. This introduces correlations among measurements. Another source of correlations among the measurements is systematic effects, which could be common to a number of measurements in the same experiment or to an analysis technique across different experiments. When calculating the averages presented below, such known correlations are taken into account.

### 5.1.2 $B^0$ and $B^+$ lifetimes and their ratio

After a number of years of dominating the  $B^0$  and  $B^+$  lifetime averages, the LEP experiments yielded the scene to the asymmetric  $B$  factories and the Tevatron experiments. The  $B$  factories have been very successful in utilizing their potential – in only a few years of running, *BABAR* and, to a greater extent, *Belle*, have struck a balance between the statistical and the systematic uncertainties, with both being close to (or even better than) an impressive 1% level. In the meanwhile, CDF and D0 emerged as significant contributors to the field as the Tevatron Run II data flowed in. More recently, the LHC experiments came into play, matching the precision and, in case of LHCb and CMS, even improving it by a further factor of  $\sim 2$ .

At the present time, we have three sets of measurements (from LEP/SLC, the  $B$  factories and Tevatron/LHC) performed in different environments, obtained using substantially different techniques, and precise enough for cross-checking and comparison.

The  $\tau(B^+)$ ,  $\tau(B^0)$  and  $\tau(B^+)/\tau(B^0)$  measurements, and their averages, are summarized in Tables 5, 6, and 7. For the average of  $\tau(B^+)/\tau(B^0)$  we use only direct measurements of this ratio and not separate measurements of  $\tau(B^+)$  and  $\tau(B^0)$ . The following sources of systematic uncertainties that are correlated within each experiment/machine are considered in the averaging:

- for the SLC and LEP measurements –  $D^{**}$  branching fraction uncertainties [4], estimation of the momentum of  $b$  mesons produced in  $Z^0$  decays ( $b$ -quark fragmentation parameter  $\langle X_E \rangle = 0.702 \pm 0.008$  [4]),  $B_s^0$  and  $b$ -baryon lifetimes (see Secs. 5.1.3 and 5.1.5), and  $b$ -hadron production fractions at high energy [1];
- for the  $B$ -factory measurements – detector alignment and length scale, machine boost, and sample composition (where applicable);
- for the Tevatron and LHC measurements – detector alignment, length scale and reconstruction effects.

The resultant averages are:

$$\tau(B^0) = 1.519 \pm 0.004 \text{ ps}, \quad (30)$$

$$\tau(B^+) = 1.638 \pm 0.004 \text{ ps}, \quad (31)$$

$$\tau(B^+)/\tau(B^0) = 1.076 \pm 0.004. \quad (32)$$

Table 5: Measurements of the  $B^0$  lifetime.

Experiment	Method	Data set	$\tau(B^0)$ (ps)	Ref.
ALEPH	$D^{(*)}\ell$	91–95	$1.518 \pm 0.053 \pm 0.034$	[58]
ALEPH	Exclusive	91–94	$1.25^{+0.15}_{-0.13} \pm 0.05$	[59]
ALEPH	Partial rec. $\pi^+\pi^-$	91–94	$1.49^{+0.17+0.08}_{-0.15-0.06}$	[59]
DELPHI	$D^{(*)}\ell$	91–93	$1.61^{+0.14}_{-0.13} \pm 0.08$	[60]
DELPHI	Charge sec. vtx	91–93	$1.63 \pm 0.14 \pm 0.13$	[61]
DELPHI	Inclusive $D^*\ell$	91–93	$1.532 \pm 0.041 \pm 0.040$	[62]
DELPHI	Charge sec. vtx	94–95	$1.531 \pm 0.021 \pm 0.031$	[57]
L3	Charge sec. vtx	94–95	$1.52 \pm 0.06 \pm 0.04$	[63]
OPAL	$D^{(*)}\ell$	91–93	$1.53 \pm 0.12 \pm 0.08$	[64]
OPAL	Charge sec. vtx	93–95	$1.523 \pm 0.057 \pm 0.053$	[65]
OPAL	Inclusive $D^*\ell$	91–00	$1.541 \pm 0.028 \pm 0.023$	[66]
SLD	Charge sec. vtx $\ell$	93–95	$1.56^{+0.14}_{-0.13} \pm 0.10$	[67] <sup>a</sup>
SLD	Charge sec. vtx	93–95	$1.66 \pm 0.08 \pm 0.08$	[67] <sup>a</sup>
CDF1	$D^{(*)}\ell$	92–95	$1.474 \pm 0.039^{+0.052}_{-0.051}$	[68]
CDF1	Excl. $J/\psi K^{*0}$	92–95	$1.497 \pm 0.073 \pm 0.032$	[69]
CDF2	Excl. $J/\psi K_S^0, J/\psi K^{*0}$	02–09	$1.507 \pm 0.010 \pm 0.008$	[70]
D0	Excl. $J/\psi K^{*0}$	03–07	$1.414 \pm 0.018 \pm 0.034$	[71]
D0	Excl. $J/\psi K_S^0$	02–11	$1.508 \pm 0.025 \pm 0.043$	[72]
D0	Inclusive $D^-\mu^+$	02–11	$1.534 \pm 0.019 \pm 0.021$	[73]
BABAR	Exclusive	99–00	$1.546 \pm 0.032 \pm 0.022$	[74]
BABAR	Inclusive $D^*\ell$	99–01	$1.529 \pm 0.012 \pm 0.029$	[75]
BABAR	Exclusive $D^*\ell$	99–02	$1.523^{+0.024}_{-0.023} \pm 0.022$	[76]
BABAR	Incl. $D^*\pi, D^*\rho$	99–01	$1.533 \pm 0.034 \pm 0.038$	[77]
BABAR	Inclusive $D^*\ell$	99–04	$1.504 \pm 0.013^{+0.018}_{-0.013}$	[78]
Belle	Exclusive	00–03	$1.534 \pm 0.008 \pm 0.010$	[79]
ATLAS	Excl. $J/\psi K_S^0$	2011	$1.509 \pm 0.012 \pm 0.018$	[80]
CMS	Excl. $J/\psi K^{*0}$	2012	$1.511 \pm 0.005 \pm 0.006$	[81] <sup>b</sup>
CMS	Excl. $J/\psi K_S^0$	2012	$1.527 \pm 0.009 \pm 0.009$	[81] <sup>b</sup>
LHCb	Excl. $J/\psi K^{*0}$	2011	$1.524 \pm 0.006 \pm 0.004$	[82]
LHCb	Excl. $J/\psi K_S^0$	2011	$1.499 \pm 0.013 \pm 0.005$	[82]
LHCb	$K^+\pi^-$	2011	$1.524 \pm 0.011 \pm 0.004$	[83]
Average			$1.519 \pm 0.004$	

<sup>a</sup> The combined SLD result quoted in Ref. [67] is  $1.64 \pm 0.08 \pm 0.08$  ps.<sup>b</sup> The combined CMS result quoted in Ref. [81] is  $1.515 \pm 0.005 \pm 0.006$  ps.

### 5.1.3 $B_s^0$ lifetimes

Like neutral kaons, neutral  $B$  mesons contain short- and long-lived components, since the light (L) and heavy (H) eigenstates differ not only in their masses but also in their total decay widths. While in the  $B^0$  system the decay width difference  $\Delta\Gamma_d$  can be neglected, the  $B_s^0$  system exhibits a significant value of the width difference  $\Delta\Gamma_s = \Gamma_{sL} - \Gamma_{sH}$ , where  $\Gamma_{sL}$  and  $\Gamma_{sH}$  are the total decay widths of the light eigenstate  $B_{sL}^0$  and the heavy eigenstate  $B_{sH}^0$ , respectively. The sign of  $\Delta\Gamma_s$  is measured to be positive [86], *i.e.*,  $B_{sH}^0$  has a longer lifetime than  $B_{sL}^0$ . Specific measurements of  $\Delta\Gamma_s$  and  $\Gamma_s = (\Gamma_{sL} + \Gamma_{sH})/2$ , which are more involved than simple lifetime measurements, are explained and averaged in Sec. 5.2.2, but the resulting averages for  $1/\Gamma_{sL} = 1/(\Gamma_s + \Delta\Gamma_s/2)$ ,  $1/\Gamma_{sH} = 1/(\Gamma_s - \Delta\Gamma_s/2)$  and the mean  $B_s^0$  lifetime, defined as  $\tau(B_s^0) = 1/\Gamma_s$  are also quoted at the end of this section. Neglecting  $CP$  violation in  $B_s^0 - \bar{B}_s^0$  mixing, which is expected to be very small [42, 49, 50, 87–89] (see also Sec. 5.2.3), the mass eigenstates are also  $CP$  eigenstates, with the short-lived (light) state being  $CP$ -even and the long-lived (heavy) state being  $CP$ -odd [86].

Many  $B_s^0$  lifetime analyses, in particular the early ones performed before the non-zero value of  $\Delta\Gamma_s$  was firmly established, ignore  $\Delta\Gamma_s$  and fit the proper time distribution of a sample of  $B_s^0$  candidates reconstructed in a certain final state  $f$  with a model containing a single exponential function for the signal. Such *effective lifetime* measurements, which we denote as  $\tau_{\text{single}}(B_s^0 \rightarrow f)$ , are estimates of the expectation value  $\int_0^\infty t \Gamma(B_s(t) \rightarrow f) dt / \int_0^\infty \Gamma(B_s(t) \rightarrow f) dt$  of the total untagged time-dependent decay rate  $\Gamma(B_s(t) \rightarrow f)$  [90–92]. This expectation value may lie *a priori* anywhere between  $1/\Gamma_{sL}$  and  $1/\Gamma_{sH}$ , depending on the proportion of  $B_{sL}^0$  and  $B_{sH}^0$  in the final state  $f$ . More recent determinations of effective lifetimes may be interpreted as measurements of the relative composition of  $B_{sL}^0$  and  $B_{sH}^0$  decaying to the final state  $f$ . Table 8 summarizes the effective lifetime measurements.

Averaging measurements of  $\tau_{\text{single}}(B_s^0 \rightarrow f)$  over several final states  $f$  would yield a result corresponding to an ill-defined observable when the proportions of  $B_{sL}^0$  and  $B_{sH}^0$  differ. Therefore, the effective  $B_s^0$  lifetime measurements are broken down into the following categories and averaged separately.

- **$B_s^0 \rightarrow D_s^\mp X$  decays** include mostly flavour-specific decays but also decays with an unknown mixture of light and heavy components. Measurements performed with such inclusive states are no longer used in our averages.
- **Decays to flavour-specific final states**, *i.e.*, decays to final states  $f$  with decay amplitudes satisfying  $A(B_s^0 \rightarrow f) \neq 0$ ,  $A(\bar{B}_s^0 \rightarrow \bar{f}) \neq 0$ ,  $A(B_s^0 \rightarrow \bar{f}) = 0$  and  $A(\bar{B}_s^0 \rightarrow f) = 0$ . Since there are equal fractions of  $B_{sL}^0$  and  $B_{sH}^0$  at production time ( $t = 0$ ), the corresponding effective lifetime, called the *flavour-specific lifetime*, is equal to [90]

$$\tau_{\text{single}}(B_s^0 \rightarrow \text{flavour specific}) = \frac{1/\Gamma_{sL}^2 + 1/\Gamma_{sH}^2}{1/\Gamma_{sL} + 1/\Gamma_{sH}} = \frac{1}{\Gamma_s} \frac{1 + \left(\frac{\Delta\Gamma_s}{2\Gamma_s}\right)^2}{1 - \left(\frac{\Delta\Gamma_s}{2\Gamma_s}\right)^2}. \quad (33)$$

Because of the fast  $B_s^0 - \bar{B}_s^0$  oscillations, possible biases of the flavour-specific lifetime due to a combination of  $B_s^0/\bar{B}_s^0$  production asymmetry,  $CP$  violation in the decay amplitudes ( $|A(B_s^0 \rightarrow f)| \neq |A(\bar{B}_s^0 \rightarrow \bar{f})|$ ), and  $CP$  violation in  $B_s^0 - \bar{B}_s^0$  mixing ( $|q_s/p_s| \neq 1$ , see Sec. 5.2) are strongly suppressed, by a factor  $\sim x_s^2$  (where the definition of  $x_s$  is given

Table 6: Measurements of the  $B^+$  lifetime.

Experiment	Method	Data set	$\tau(B^+)$ (ps)	Ref.
ALEPH	$D^{(*)}\ell$	91–95	$1.648 \pm 0.049 \pm 0.035$	[58]
ALEPH	Exclusive	91–94	$1.58^{+0.21+0.04}_{-0.18-0.03}$	[59]
DELPHI	$D^{(*)}\ell$	91–93	$1.61 \pm 0.16 \pm 0.12$	[60] <sup>a</sup>
DELPHI	Charge sec. vtx	91–93	$1.72 \pm 0.08 \pm 0.06$	[61] <sup>a</sup>
DELPHI	Charge sec. vtx	94–95	$1.624 \pm 0.014 \pm 0.018$	[57]
L3	Charge sec. vtx	94–95	$1.66 \pm 0.06 \pm 0.03$	[63]
OPAL	$D^{(*)}\ell$	91–93	$1.52 \pm 0.14 \pm 0.09$	[64]
OPAL	Charge sec. vtx	93–95	$1.643 \pm 0.037 \pm 0.025$	[65]
SLD	Charge sec. vtx $\ell$	93–95	$1.61^{+0.13}_{-0.12} \pm 0.07$	[67] <sup>b</sup>
SLD	Charge sec. vtx	93–95	$1.67 \pm 0.07 \pm 0.06$	[67] <sup>b</sup>
CDF1	$D^{(*)}\ell$	92–95	$1.637 \pm 0.058^{+0.045}_{-0.043}$	[68]
CDF1	Excl. $J/\psi K$	92–95	$1.636 \pm 0.058 \pm 0.025$	[69]
CDF2	Excl. $J/\psi K$	02–09	$1.639 \pm 0.009 \pm 0.009$	[70]
CDF2	Excl. $D^0\pi$	02–06	$1.663 \pm 0.023 \pm 0.015$	[84]
BABAR	Exclusive	99–00	$1.673 \pm 0.032 \pm 0.023$	[74]
Belle	Exclusive	00–03	$1.635 \pm 0.011 \pm 0.011$	[79]
LHCb	Excl. $J/\psi K$	2011	$1.637 \pm 0.004 \pm 0.003$	[82]
Average			$1.638 \pm 0.004$	

<sup>a</sup> The combined DELPHI result quoted in [61] is  $1.70 \pm 0.09$  ps.

<sup>b</sup> The combined SLD result quoted in [67] is  $1.66 \pm 0.06 \pm 0.05$  ps.

Table 7: Measurements of the ratio  $\tau(B^+)/\tau(B^0)$ .

Experiment	Method	Data set	Ratio $\tau(B^+)/\tau(B^0)$	Ref.
ALEPH	$D^{(*)}\ell$	91–95	$1.085 \pm 0.059 \pm 0.018$	[58]
ALEPH	Exclusive	91–94	$1.27^{+0.23+0.03}_{-0.19-0.02}$	[59]
DELPHI	$D^{(*)}\ell$	91–93	$1.00^{+0.17}_{-0.15} \pm 0.10$	[60]
DELPHI	Charge sec. vtx	91–93	$1.06^{+0.13}_{-0.11} \pm 0.10$	[61]
DELPHI	Charge sec. vtx	94–95	$1.060 \pm 0.021 \pm 0.024$	[57]
L3	Charge sec. vtx	94–95	$1.09 \pm 0.07 \pm 0.03$	[63]
OPAL	$D^{(*)}\ell$	91–93	$0.99 \pm 0.14^{+0.05}_{-0.04}$	[64]
OPAL	Charge sec. vtx	93–95	$1.079 \pm 0.064 \pm 0.041$	[65]
SLD	Charge sec. vtx $\ell$	93–95	$1.03^{+0.16}_{-0.14} \pm 0.09$	[67] <sup>a</sup>
SLD	Charge sec. vtx	93–95	$1.01^{+0.09}_{-0.08} \pm 0.05$	[67] <sup>a</sup>
CDF1	$D^{(*)}\ell$	92–95	$1.110 \pm 0.056^{+0.033}_{-0.030}$	[68]
CDF1	Excl. $J/\psi K$	92–95	$1.093 \pm 0.066 \pm 0.028$	[69]
CDF2	Excl. $J/\psi K^{(*)}$	02–09	$1.088 \pm 0.009 \pm 0.004$	[70]
D0	$D^{*+}\mu D^0\mu$ ratio	02–04	$1.080 \pm 0.016 \pm 0.014$	[85]
BABAR	Exclusive	99–00	$1.082 \pm 0.026 \pm 0.012$	[74]
Belle	Exclusive	00–03	$1.066 \pm 0.008 \pm 0.008$	[79]
LHCb	Excl. $J/\psi K^{(*)}$	2011	$1.074 \pm 0.005 \pm 0.003$	[82]
Average			$1.076 \pm 0.004$	

<sup>a</sup> The combined SLD result quoted in [67] is  $1.01 \pm 0.07 \pm 0.06$ .



Table 8: Measurements of the effective  $B_s^0$  lifetimes obtained from single exponential fits (except for the  $J/\psi \pi^+ \pi^-$  result of Ref. [93], obtained from a time-dependent amplitude analysis).

Experiment	Final state $f$		Data set		$\tau_{\text{single}}(B_s^0 \rightarrow f)$ (ps)	Ref.
ALEPH	$D_s h$	ill-defined	91–95		$1.47 \pm 0.14 \pm 0.08$	[94]
DELPHI	$D_s h$	ill-defined	91–95		$1.53^{+0.16}_{-0.15} \pm 0.07$	[95]
OPAL	$D_s$ incl.	ill-defined	90–95		$1.72^{+0.20+0.18}_{-0.19-0.17}$	[96]
ALEPH	$D_s^- \ell^+$	flavour-specific	91–95		$1.54^{+0.14}_{-0.13} \pm 0.04$	[97]
CDF1	$D_s^- \ell^+$	flavour-specific	92–96		$1.36 \pm 0.09^{+0.06}_{-0.05}$	[98]
DELPHI	$D_s^- \ell^+$	flavour-specific	92–95		$1.42^{+0.14}_{-0.13} \pm 0.03$	[99]
OPAL	$D_s^- \ell^+$	flavour-specific	90–95		$1.50^{+0.16}_{-0.15} \pm 0.04$	[100]
D0	$D_s^- \mu^+ X$	flavour-specific	02–11	10.4 fb $^{-1}$	$1.479 \pm 0.010 \pm 0.021$	[73]
CDF2	$D_s^- \pi^+(X)$	flavour-specific	02–06	1.3 fb $^{-1}$	$1.518 \pm 0.041 \pm 0.027$	[101]
LHCb	$D_s^- D^+$	flavour-specific	11–12	3 fb $^{-1}$	$1.52 \pm 0.15 \pm 0.01$	[102]
LHCb	$D_s^- \pi^+$	flavour-specific	2011	1 fb $^{-1}$	$1.535 \pm 0.015 \pm 0.014$	[103]
LHCb	$\pi^+ K^-$	flavour-specific	2011	1.0 fb $^{-1}$	$1.60 \pm 0.06 \pm 0.01$	[83]
LHCb	$D_s^{(*)-} \mu^+ \nu_\mu$	flavour-specific	11–12	3.0 fb $^{-1}$	$1.547 \pm 0.013 \pm 0.011$	[104]
Average of above 10 flavour-specific lifetime measurements					$1.527 \pm 0.011$	
CDF1	$J/\psi \phi$	$CP$ even+odd	92–95		$1.34^{+0.23}_{-0.19} \pm 0.05$	[105]
D0	$J/\psi \phi$	$CP$ even+odd	02–04		$1.444^{+0.098}_{-0.090} \pm 0.02$	[106]
LHCb	$J/\psi \phi$	$CP$ even+odd	2011	1 fb $^{-1}$	$1.480 \pm 0.011 \pm 0.005$	[82]
CMS	$J/\psi \phi$	$CP$ even+odd	2012	19.7 fb $^{-1}$	$1.481 \pm 0.007 \pm 0.005$	[81]
Average of above 4 $J/\psi \phi$ lifetime measurements					$1.480 \pm 0.007$	
LHCb	$\mu^+ \mu^-$	$CP$ even+odd	11–18	8.7 fb $^{-1}$	$2.07 \pm 0.29 \pm 0.03$	[107]
CMS	$\mu^+ \mu^-$	$CP$ even+odd	11–16	61 fb $^{-1}$	$1.70^{+0.61}_{-0.44}$	[108]
Average of above 2 $\mu^+ \mu^-$ lifetime measurements					$2.00^{+0.27}_{-0.26}$	
ALEPH	$D_s^{(*)+} D_s^{(*)-}$	mostly $CP$ even	91–95		$1.27 \pm 0.33 \pm 0.08$	[109]
LHCb	$K^+ K^-$	$CP$ -even	2010	0.037 fb $^{-1}$	$1.440 \pm 0.096 \pm 0.009$	[110]
LHCb	$K^+ K^-$	$CP$ -even	2011	1.0 fb $^{-1}$	$1.407 \pm 0.016 \pm 0.007$	[83]
Average of above 2 $K^+ K^-$ lifetime measurements					$1.408 \pm 0.017$	
LHCb	$D_s^+ D_s^-$	$CP$ -even	11–12	3 fb $^{-1}$	$1.379 \pm 0.026 \pm 0.017$	[102]
LHCb	$J/\psi \eta$	$CP$ -even	11–12	3 fb $^{-1}$	$1.479 \pm 0.034 \pm 0.011$	[111]
Average of above 2 measurements of $1/\Gamma_{sL}$					$1.422 \pm 0.023$	
LHCb	$J/\psi K_S^0$	$CP$ -odd	2011	1.0 fb $^{-1}$	$1.75 \pm 0.12 \pm 0.07$	[112]
CDF2	$J/\psi f_0(980)$	$CP$ -odd	02–08	3.8 fb $^{-1}$	$1.70^{+0.12}_{-0.11} \pm 0.03$	[113]
D0	$J/\psi f_0(980)$	$CP$ -odd	02–11	10.4 fb $^{-1}$	$1.70 \pm 0.14 \pm 0.05$	[114]
LHCb	$J/\psi \pi^+ \pi^-$	$CP$ -odd	2011	1.0 fb $^{-1}$	$1.652 \pm 0.024 \pm 0.024$	[115]
CMS	$J/\psi \pi^+ \pi^-$	$CP$ -odd	2012	19.7 fb $^{-1}$	$1.677 \pm 0.034 \pm 0.011$	[81]
LHCb	$J/\psi \pi^+ \pi^-$	$CP$ -odd	15–16	1.9 fb $^{-1}$	$1.645 \pm 0.011 \pm 0.012$	[93]
Average of above 5 measurements of $1/\Gamma_{sH}$					$1.650 \pm 0.013$	

in Eq. (48) and its value in Eq. (67)). The  $B_s^0/\bar{B}_s^0$  production asymmetry at LHCb and the  $CP$  asymmetry due to mixing have been measured to be compatible with zero with a precision below 3% [116] and 0.3% (see Eq. (75)), respectively. The corresponding effects on the flavour-specific lifetime, which therefore have a relative size of the order of  $10^{-5}$  or smaller, can be neglected at the current level of experimental precision. Under the assumption of no production asymmetry and no  $CP$  violation in mixing, Eq. (33) is exact even for a flavour-specific decay with  $CP$  violation in the decay amplitudes. Hence any flavour-specific decay mode can be used to measure the flavour-specific lifetime.

The average of all flavour-specific  $B_s^0$  lifetime measurements [73, 83, 97–104] is

$$\tau_{\text{single}}(B_s^0 \rightarrow \text{flavour specific}) = 1.527 \pm 0.011 \text{ ps}. \quad (34)$$

- **The  $B_s^0 \rightarrow J/\psi \phi$  decay** contains a well-measured mixture of  $CP$ -even and  $CP$ -odd states. The published  $B_s^0 \rightarrow J/\psi \phi$  effective lifetime measurements [81, 82, 105, 106] are combined into the average  $\tau_{\text{single}}(B_s^0 \rightarrow J/\psi \phi) = 1.480 \pm 0.007 \text{ ps}$ . Analyses that separate the  $CP$ -even and  $CP$ -odd components in this decay through a full angular study, outlined in Sec. 5.2.2, provide directly precise measurements of  $1/\Gamma_s$  and  $\Delta\Gamma_s$  (see Table 19).
- **The  $B_s^0 \rightarrow \mu^+\mu^-$  decay** is predicted to be  $CP$ -odd in the Standard Model, but the mixture of  $CP$ -even and  $CP$ -odd states has not been determined experimentally. Effective lifetime measurements have been published by LHCb [107] and CMS [108].
- **Decays to  $CP$  eigenstates** have also been measured. These include the  $CP$ -even modes  $B_s^0 \rightarrow D_s^{(*)+} D_s^{(*)-}$  by ALEPH [109],  $B_s^0 \rightarrow K^+ K^-$  by LHCb [83, 110],  $B_s^0 \rightarrow D_s^+ D_s^-$  by LHCb [102] and  $B_s^0 \rightarrow J/\psi \eta$  by LHCb [111], as well as the  $CP$ -odd modes  $B_s^0 \rightarrow J/\psi f_0(980)$  by CDF [113] and D0 [114],  $B_s^0 \rightarrow J/\psi \pi^+ \pi^-$  by LHCb<sup>4</sup> [93, 115] and CMS [81], and  $B_s^0 \rightarrow J/\psi K_S^0$  by LHCb [112]. If these decays are dominated by a single weak phase and if  $CP$  violation can be neglected, then  $\tau_{\text{single}}(B_s^0 \rightarrow CP\text{-even}) = 1/\Gamma_{sL}$  and  $\tau_{\text{single}}(B_s^0 \rightarrow CP\text{-odd}) = 1/\Gamma_{sH}$  (see Eqs. (62) and (63) for approximate relations in the presence of mixing-induced  $CP$  violation). However, not all these modes are pure  $CP$  eigenstates: a small  $CP$ -odd component is present in  $B_s^0 \rightarrow J/\psi \pi^+ \pi^-$  decays and most probably also in  $B_s^0 \rightarrow D_s^{(*)+} D_s^{(*)-}$  decays. Furthermore, the decays  $B_s^0 \rightarrow K^+ K^-$  and  $B_s^0 \rightarrow J/\psi K_S^0$  may suffer from direct  $CP$  violation due to interfering tree and loop amplitudes. The averages for the effective lifetimes obtained for decays to the (nearly) pure  $CP$ -even ( $D_s^+ D_s^-$ ,  $J/\psi \eta$ ) and  $CP$ -odd ( $J/\psi f_0(980)$ ,  $J/\psi \pi^+ \pi^-$ ) final states, where  $CP$  conservation can be assumed, are

$$\tau_{\text{single}}(B_s^0 \rightarrow CP\text{-even}) = 1.422 \pm 0.023 \text{ ps}, \quad (35)$$

$$\tau_{\text{single}}(B_s^0 \rightarrow CP\text{-odd}) = 1.650 \pm 0.013 \text{ ps}. \quad (36)$$

As described in Sec. 5.2.2, the effective lifetime averages of Eqs. (34), (35), and (36) are used as constraints to improve the determination of  $1/\Gamma_s$  and  $\Delta\Gamma_s$  obtained from the full angular

<sup>4</sup>The result of Ref. [93] for the  $B_s^0 \rightarrow J/\psi \pi^+ \pi^-$  lifetime is not obtained through a single exponential fit of the lifetime distribution, but through a full time-dependent amplitude analysis, which concludes that the  $CP$ -odd fraction is greater than 97% at 95% CL and yields  $\Gamma_{sH} - \Gamma_d = -0.050 \pm 0.004 \pm 0.004 \text{ ps}^{-1}$ , where  $1/\Gamma_d$  is the  $B^0$  lifetime. Before being averaged with other determinations of the  $B_s^0 \rightarrow J/\psi \pi^+ \pi^-$  effective lifetime, this result is converted to a measurement of  $1/\Gamma_{sH}$  using the latest average of the  $B^0$  lifetime.

Table 9: Measurements of the  $B_c^+$  lifetime.

Experiment	Method	Data set		$\tau(B_c^+)$ (ps)	Ref.
CDF1	$J/\psi \ell$	92–95	0.11 fb $^{-1}$	$0.46_{-0.16}^{+0.18} \pm 0.03$	[117]
CDF2	$J/\psi e$	02–04	0.36 fb $^{-1}$	$0.463_{-0.065}^{+0.073} \pm 0.036$	[118]
D0	$J/\psi \mu$	02–06	1.3 fb $^{-1}$	$0.448_{-0.036}^{+0.038} \pm 0.032$	[119]
CDF2	$J/\psi \pi$		6.7 fb $^{-1}$	$0.452 \pm 0.048 \pm 0.027$	[120]
LHCb	$J/\psi \mu$	2012	2 fb $^{-1}$	$0.509 \pm 0.008 \pm 0.012$	[121]
LHCb	$J/\psi \pi$	11–12	3 fb $^{-1}$	$0.5134 \pm 0.0110 \pm 0.0057$	[122]
CMS	$J/\psi \pi$	2012	19.7 fb $^{-1}$	$0.541 \pm 0.026 \pm 0.014$	[81]
Average				$0.510 \pm 0.009$	

analyses of  $B_s^0 \rightarrow J/\psi \phi$ ,  $B_s^0 \rightarrow \psi(2S)\phi$  and  $B_s^0 \rightarrow J/\psi K^+ K^-$  decays. The resulting world averages for the  $B_s^0$  lifetimes are

$$\tau(B_{sL}^0) = \frac{1}{\Gamma_{sL}} = \frac{1}{\Gamma_s + \Delta\Gamma_s/2} = 1.429 \pm 0.007 \text{ ps}, \quad (37)$$

$$\tau(B_{sH}^0) = \frac{1}{\Gamma_{sH}} = \frac{1}{\Gamma_s - \Delta\Gamma_s/2} = 1.624 \pm 0.009 \text{ ps}, \quad (38)$$

$$\tau(B_s^0) = \frac{1}{\Gamma_s} = \frac{2}{\Gamma_{sL} + \Gamma_{sH}} = 1.520 \pm 0.005 \text{ ps}. \quad (39)$$

#### 5.1.4 $B_c^+$ lifetime

Early measurements of the  $B_c^+$  meson lifetime, from CDF [117, 118] and D0 [119], use the semileptonic decay mode  $B_c^+ \rightarrow J/\psi \ell^+ \nu$  and are based on a simultaneous fit to the mass and lifetime using the vertex formed with the leptons from the decay of the  $J/\psi$  and the third lepton. Correction factors are used to estimate the boost, which cannot be measured directly due to the invisible neutrino. Systematic uncertainties that are correlated among the measurements include the impact of the uncertainty of the  $B_c^+$  transverse-momentum spectrum on the correction factors, the level of feed-down from  $\psi(2S)$  decays, Monte Carlo modelling of the decay (estimated by varying the decay model from phase space to the ISGW model), and uncertainties in the  $B_c^+$  mass. With more statistics, CDF2 was able to perform the first  $B_c^+$  lifetime based on fully reconstructed  $B_c^+ \rightarrow J/\psi \pi^+$  decays [120], which does not suffer from a missing neutrino. More recent measurements at the LHC, both with  $B_c^+ \rightarrow J/\psi \mu^+ \nu$  decays from LHCb [121] and  $B_c^+ \rightarrow J/\psi \pi^+$  decays from LHCb [122] and CMS [81], achieve the highest level of precision. Two of them [81, 122] are made relative to the  $B^+$  lifetime. Before averaging, they are scaled to our latest  $B^+$  lifetime average, and the induced correlation is taken into account.

All the measurements are summarized in Table 9. The world average, dominated by the LHCb measurements, is determined to be

$$\tau(B_c^+) = 0.510 \pm 0.009 \text{ ps}. \quad (40)$$

### 721 5.1.5 $\Lambda_b^0$ and other $b$ -baryon lifetimes

722 The first measurements of  $b$ -baryon lifetimes, performed at LEP, originate from two classes of  
 723 partially reconstructed decays. In the first class, decays with a fully reconstructed  $\Lambda_c^+$  baryon  
 724 and a lepton of opposite charge are used. These products are likely to occur in the decay of  
 725  $\Lambda_b^0$  baryons. In the second class, more inclusive final states with a baryon ( $p$ ,  $\bar{p}$ ,  $\Lambda$ , or  $\bar{\Lambda}$ ) and a  
 726 lepton have been used, and these final states can generally arise from any  $b$  baryon. With the  
 727 large  $b$ -hadron samples available at the Tevatron and the LHC, the most precise measurements  
 728 of  $b$  baryons now come from fully reconstructed exclusive decays.

729 The following sources of correlated systematic uncertainties have been accounted for when  
 730 averaging these measurements: experimental time resolution within a given experiment,  $b$ -quark  
 731 fragmentation distribution into weakly decaying  $b$  baryons,  $\Lambda_b^0$  polarisation, decay model, and  
 732 evaluation of the  $b$ -baryon purity in the selected event samples. In computing the averages, the  
 733 central values of the masses are scaled to  $M(\Lambda_b^0) = 5619.60 \pm 0.17 \text{ MeV}/c^2$  [9].

734 For measurements with partially reconstructed decays, the meaning of the decay model  
 735 systematic uncertainties and the correlation of these uncertainties between measurements are  
 736 not always clear. Uncertainties related to the decay model are dominated by assumptions on  
 737 the fraction of  $n$ -body semileptonic decays. To be conservative, it is assumed that these are  
 738 100% correlated whenever given as an uncertainty. DELPHI varies the fraction of four-body  
 739 decays from 0.0 to 0.3. In computing the average, the DELPHI result is scaled to a value of  
 740  $0.2 \pm 0.2$  for this fraction. Furthermore, the semileptonic decay results from LEP are scaled to  
 741 a  $\Lambda_b^0$  polarisation of  $-0.45_{-0.17}^{+0.19}$  [4] and a  $b$  fragmentation parameter  $\langle x_E \rangle_b = 0.702 \pm 0.008$  [123].

742 The list of all measurements are given in Table 10. We do not attempt to average mea-  
 743 surements performed with  $p\ell$  or  $\Lambda\ell$  combinations, which select unknown mixtures of  $b$  baryons.  
 744 Measurements performed with  $\Lambda_c^+\ell$  or  $\Lambda\ell^+\ell^-$  combinations can be assumed to correspond to  
 745 semileptonic  $\Lambda_b^0$  decays. Their average ( $1.247_{-0.069}^{+0.071}$  ps) is significantly different from the av-  
 746 erage using only measurements performed with exclusively reconstructed hadronic  $\Lambda_b^0$  decays  
 747 ( $1.471 \pm 0.009$  ps). The latter is much more precise and less prone to potential biases than the  
 748 former. The discrepancy between the two averages is at the level of  $3.1\sigma$  and assumed to be  
 749 due to a systematic effect in the semileptonic measurements, where the  $\Lambda_b^0$  momentum is not  
 750 determined directly, or to a rare statistical fluctuation. The best estimate of the  $\Lambda_b^0$  lifetime  
 751 is therefore taken as the average of the exclusive measurements only. The CDF  $\Lambda_b^0 \rightarrow J/\psi \Lambda$   
 752 lifetime result [131] is larger than the average of all other exclusive measurements by  $2.4\sigma$ . It is  
 753 nonetheless kept in the average without adjustment of input uncertainties. The world average  
 754  $\Lambda_b^0$  lifetime is then

$$\tau(\Lambda_b^0) = 1.471 \pm 0.009 \text{ ps} . \quad (41)$$

755 For the strange  $b$  baryons, we do not include the measurements based on inclusive  $\Xi^\mp \ell^\mp$   
 756 final states, which consist of a mixture of  $\Xi_b^-$  and  $\Xi_b^0$  baryons. Rather, we only average results  
 757 obtained with fully reconstructed  $\Xi_b^-$ ,  $\Xi_b^0$  and  $\Omega_b^-$  baryons, and obtain

$$\tau(\Xi_b^-) = 1.572 \pm 0.040 \text{ ps} , \quad (42)$$

$$\tau(\Xi_b^0) = 1.480 \pm 0.030 \text{ ps} , \quad (43)$$

$$\tau(\Omega_b^-) = 1.64_{-0.17}^{+0.18} \text{ ps} . \quad (44)$$

758 It should be noted that several  $b$ -baryon lifetime measurements from LHCb [133, 138–140] were  
 759 made with respect to the lifetime of another  $b$  hadron (*i.e.*, the original measurement is that

Table 10: Measurements of the  $b$ -baryon lifetimes.

Experiment	Method	Data set	Lifetime (ps)	Ref.
ALEPH	$\Lambda\ell$	91–95	$1.20 \pm 0.08 \pm 0.06$	[124]
DELPHI	$\Lambda\ell\pi$ vtx	91–94	$1.16 \pm 0.20 \pm 0.08$	[125] <sup>b</sup>
DELPHI	$\Lambda\mu$ i.p.	91–94	$1.10^{+0.19}_{-0.17} \pm 0.09$	[126] <sup>b</sup>
DELPHI	$p\ell$	91–94	$1.19 \pm 0.14 \pm 0.07$	[125] <sup>b</sup>
OPAL	$\Lambda\ell$ i.p.	90–94	$1.21^{+0.15}_{-0.13} \pm 0.10$	[127] <sup>c</sup>
OPAL	$\Lambda\ell$ vtx	90–94	$1.15 \pm 0.12 \pm 0.06$	[127] <sup>c</sup>
ALEPH	$\Lambda_c^+\ell$	91–95	$1.18^{+0.13}_{-0.12} \pm 0.03$	[124] <sup>a</sup>
ALEPH	$\Lambda\ell^-\ell^+$	91–95	$1.30^{+0.26}_{-0.21} \pm 0.04$	[124] <sup>a</sup>
DELPHI	$\Lambda_c^+\ell$	91–94	$1.11^{+0.19}_{-0.18} \pm 0.05$	[125] <sup>b</sup>
OPAL	$\Lambda_c^+\ell, \Lambda\ell^-\ell^+$	90–95	$1.29^{+0.24}_{-0.22} \pm 0.06$	[100]
CDF1	$\Lambda_c^+\ell$	91–95	$1.32 \pm 0.15 \pm 0.07$	[128]
D0	$\Lambda_c^+\mu$	02–06	$1.290^{+0.119+0.087}_{-0.110-0.091}$	[129]
Average of above 6			$1.247^{+0.071}_{-0.069}$	
CDF2	$\Lambda_c^+\pi$	02–06	$1.401 \pm 0.046 \pm 0.035$	[130]
CDF2	$J/\psi\Lambda$	01–11	$1.565 \pm 0.035 \pm 0.020$	[131]
D0	$J/\psi\Lambda$	02–11	$1.303 \pm 0.075 \pm 0.035$	[72]
ATLAS	$J/\psi\Lambda$	2011	$1.449 \pm 0.036 \pm 0.017$	[80]
CMS	$J/\psi\Lambda$	2011	$1.503 \pm 0.052 \pm 0.031$	[132]
CMS	$J/\psi\Lambda$	2012	$1.477 \pm 0.027 \pm 0.009$	[81]
LHCb	$J/\psi\Lambda$	2011	$1.415 \pm 0.027 \pm 0.006$	[82]
LHCb	$J/\psi pK$ (w.r.t. $B^0$ )	11–12	$1.479 \pm 0.009 \pm 0.010$	[133]
Average of above 8: $\Lambda_b^0$ lifetime =			$1.471 \pm 0.009$	
ALEPH	$\Xi^-\ell^-X$	90–95	$1.35^{+0.37+0.15}_{-0.28-0.17}$	[134]
DELPHI	$\Xi^-\ell^-X$	91–93	$1.5^{+0.7}_{-0.4} \pm 0.3$	[135] <sup>d</sup>
DELPHI	$\Xi^-\ell^-X$	92–95	$1.45^{+0.55}_{-0.43} \pm 0.13$	[136] <sup>d</sup>
CDF2	$J/\psi\Xi^-$	01–11	$1.32 \pm 0.14 \pm 0.02$	[131]
LHCb	$J/\psi\Xi^-$	11–12	$1.55^{+0.10}_{-0.09} \pm 0.03$	[137]
LHCb	$\Xi_c^0\pi^-$ (w.r.t. $\Lambda_b^0$ )	11–12	$1.599 \pm 0.041 \pm 0.022$	[138]
Average of above 3: $\Xi_b^-$ lifetime =			$1.572 \pm 0.040$	
LHCb	$\Xi_c^+\pi^-$ (w.r.t. $\Lambda_b^0$ )	11–12	$1.477 \pm 0.026 \pm 0.019$	[139]
Average of above 1: $\Xi_b^0$ lifetime =			$1.480 \pm 0.030$	
CDF2	$J/\psi\Omega^-$	01–11	$1.66^{+0.53}_{-0.40} \pm 0.02$	[131]
LHCb	$J/\psi\Omega^-$	11–12	$1.54^{+0.26}_{-0.21} \pm 0.05$	[137]
LHCb	$\Omega_c^0\pi^-$ (w.r.t. $\Xi_b^-$ )	11–12	$1.78 \pm 0.26 \pm 0.05 \pm 0.06$	[140]
Average of above 3: $\Omega_b^-$ lifetime =			$1.64^{+0.18}_{-0.17}$	

<sup>a</sup> The combined ALEPH result quoted in [124] is  $1.21 \pm 0.11$  ps.<sup>b</sup> The combined DELPHI result quoted in [125] is  $1.14 \pm 0.08 \pm 0.04$  ps.<sup>c</sup> The combined OPAL result quoted in [127] is  $1.16 \pm 0.11 \pm 0.06$  ps.<sup>d</sup> The combined DELPHI result quoted in [136] is  $1.48^{+0.40}_{-0.31} \pm 0.12$  ps.

Table 11: Summary of the lifetime averages for the different  $b$ -hadron species.

$b$ -hadron species	Measured lifetime
$B^+$	$1.638 \pm 0.004$ ps
$B^0$	$1.519 \pm 0.004$ ps
$B_s^0$ $1/\Gamma_s =$	$1.520 \pm 0.005$ ps
$B_{sL}^0$ $1/\Gamma_{sL} =$	$1.429 \pm 0.007$ ps
$B_{sH}^0$ $1/\Gamma_{sH} =$	$1.624 \pm 0.009$ ps
$B_c^+$	$0.510 \pm 0.009$ ps
$\Lambda_b^0$	$1.471 \pm 0.009$ ps
$\Xi_b^-$	$1.572 \pm 0.040$ ps
$\Xi_b^0$	$1.480 \pm 0.030$ ps
$\Omega_b^-$	$1.64^{+0.18}_{-0.17}$ ps

Table 12: Experimental averages of  $b$ -hadron lifetime ratios and Heavy-Quark Expansion (HQE) predictions.

Lifetime ratio	Experimental average	HQE prediction
$\tau(B^+)/\tau(B^0)$	$1.076 \pm 0.004$	$1.082^{+0.022}_{-0.026}$ [56]
$\tau(B_s^0)/\tau(B^0)$	$1.001 \pm 0.004$	$1.0007 \pm 0.0025$ [56]
$\tau(\Lambda_b^0)/\tau(B^0)$	$0.969 \pm 0.006$	$0.935 \pm 0.054$ [55]
$\tau(\Xi_b^0)/\tau(\Xi_b^-)$	$0.929 \pm 0.028$	$0.95 \pm 0.06$ [55]

of a decay width difference). Before these measurements are included in the averages quoted above, we rescale them according to our latest lifetime average of that reference  $b$  hadron. This introduces correlations between our averages, in particular between the  $\Xi_b^-$  and  $\Xi_b^0$  lifetimes. Taking this correlation into account leads to

$$\tau(\Xi_b^0)/\tau(\Xi_b^-) = 0.929 \pm 0.028. \quad (45)$$

### 5.1.6 Summary and comparison with theoretical predictions

Averages of lifetimes of specific  $b$ -hadron species are collected in Table 11. As described in the introduction to Sec. 5.1, the HQE can be employed to explain the hierarchy  $\tau(B_c^+) \ll \tau(\Lambda_b^0) < \tau(B_s^0) \approx \tau(B^0) < \tau(B^+)$ , and to predict the ratios between lifetimes. Recent predictions are compared to the measured lifetime ratios in Table 12, where the experimental values of  $\tau(B_s^0)/\tau(B^0)$  and  $\tau(\Lambda_b^0)/\tau(B^0)$  have been computed as the ratio of our averages of the individual lifetimes.

The predictions of the ratio between the  $B^+$  and  $B^0$  lifetimes,  $1.082^{+0.022}_{-0.026}$  [56], is in good agreement with experiment.

The total widths of the  $B_s^0$  and  $B^0$  mesons are expected to be very close and to differ by at most 1% [44, 54–56, 141]. This prediction is consistent with the experimental ratio  $\tau(B_s^0)/\tau(B^0)$ , which is smaller than 1 by  $(-0.1 \pm 0.4)\%$ . The authors of Refs. [42, 88] predict  $\tau(B_s^0)/\tau(B^0) = 1.00050 \pm 0.00108 \pm 0.0225 \times \delta$ , where  $\delta$  quantifies a possible breaking of the quark-hadron duality. In this context, they propose to interpret any difference between theory and experiment as being

778 due to either new physics or a sizable duality violation. The key message is that improved  
779 experimental precision on this ratio will be beneficial.

780 The ratio  $\tau(\Lambda_b^0)/\tau(B^0)$  in particular has been the source of theoretical scrutiny, since earlier  
781 calculations using the HQE [36–38, 43] predicted a value larger than 0.90, almost  $2\sigma$  above  
782 the world average at the time. Many predictions cluster around a most likely central value of  
783 0.94 [142]. Calculations of this ratio that include higher-order effects predict a smaller value [48]  
784 and reduced this difference. Since then, the experimental average has settled at a value signif-  
785 icantly larger than initially, in agreement with the latest theoretical predictions. A review [55]  
786 concludes that the long-standing  $\Lambda_b^0$  lifetime puzzle is resolved, with a nice agreement between  
787 the precise experimental determination of  $\tau(\Lambda_b^0)/\tau(B^0)$  and the less precise HQE prediction,  
788 which needs new lattice calculations. There is also good agreement for the  $\tau(\Xi_b^0)/\tau(\Xi_b^-)$  ratio,  
789 for which the prediction is based on the next-to-leading-order calculation of Ref. [47].

## 790 5.2 Neutral $B$ -meson mixing

791 The  $B^0 - \bar{B}^0$  and  $B_s^0 - \bar{B}_s^0$  systems both exhibit the phenomenon of particle-antiparticle mixing.  
792 For each of them, there are two mass eigenstates which are linear combinations of the two flavour  
793 states,  $B_q^0$  and  $\bar{B}_q^0$ ,

$$|B_{qL}^0\rangle = p_q|B_q^0\rangle + q_q|\bar{B}_q^0\rangle, \quad (46)$$

$$|B_{qH}^0\rangle = p_q|B_q^0\rangle - q_q|\bar{B}_q^0\rangle, \quad (47)$$

794 where the subscript  $q = d$  is used for the  $B_d^0$  ( $= B^0$ ) meson and  $q = s$  for the  $B_s^0$  meson. The  
795 heavier (lighter) of these mass states is denoted  $B_{qH}^0$  ( $B_{qL}^0$ ), with mass  $m_{qH}$  ( $m_{qL}$ ) and total  
796 decay width  $\Gamma_{qH}$  ( $\Gamma_{qL}$ ). We define

$$\Delta m_q = m_{qH} - m_{qL}, \quad x_q = \Delta m_q / \Gamma_q, \quad (48)$$

$$\Delta \Gamma_q = \Gamma_{qL} - \Gamma_{qH}, \quad y_q = \Delta \Gamma_q / (2\Gamma_q), \quad (49)$$

797 where  $\Gamma_q = (\Gamma_{qH} + \Gamma_{qL})/2 = 1/\bar{\tau}(B_q^0)$  is the average decay width.  $\Delta m_q$  is positive by definition,  
798 and  $\Delta \Gamma_q$  is expected to be positive within the Standard Model.<sup>5</sup>

799 Four different time-dependent probabilities are needed to describe the evolution of a neutral  
800  $B$  meson that is produced as a flavour state and decays without  $CP$  violation to a flavour-specific  
801 final state. If  $CPT$  is conserved (which will be assumed throughout), they can be written as

$$\begin{cases} \mathcal{P}(B_q^0 \rightarrow B_q^0) &= \frac{1}{2}e^{-\Gamma_q t} [\cosh(\frac{1}{2}\Delta\Gamma_q t) + \cos(\Delta m_q t)] \\ \mathcal{P}(B_q^0 \rightarrow \bar{B}_q^0) &= \frac{1}{2}e^{-\Gamma_q t} [\cosh(\frac{1}{2}\Delta\Gamma_q t) - \cos(\Delta m_q t)] |q_q/p_q|^2 \\ \mathcal{P}(\bar{B}_q^0 \rightarrow B_q^0) &= \frac{1}{2}e^{-\Gamma_q t} [\cosh(\frac{1}{2}\Delta\Gamma_q t) - \cos(\Delta m_q t)] |p_q/q_q|^2 \\ \mathcal{P}(\bar{B}_q^0 \rightarrow \bar{B}_q^0) &= \frac{1}{2}e^{-\Gamma_q t} [\cosh(\frac{1}{2}\Delta\Gamma_q t) + \cos(\Delta m_q t)] \end{cases}, \quad (50)$$

802 where  $t$  is the proper time of the system (*i.e.*, the time interval between the production and the  
803 decay in the rest frame of the  $B$  meson). At the  $B$  factories, only the proper-time difference  $\Delta t$   
804 between the decays of the two neutral  $B$  mesons from the  $\Upsilon(4S)$  can be determined. However,

---

<sup>5</sup> For reasons of symmetry in Eqs. (48) and (49),  $\Delta\Gamma$  is sometimes defined with the opposite sign. The definition adopted in Eq. (49) is the one used in most experimental papers and many phenomenology papers on  $B$  physics.

since the two  $B$  mesons evolve coherently (keeping opposite flavours as long as neither of them has decayed), the above formulae remain valid if  $t$  is replaced with  $\Delta t$  and the production flavour is replaced by the flavour at the time of the decay of the accompanying  $B$  meson into a flavour-specific state. As can be seen in the above expressions, the mixing probabilities depend on three mixing observables:  $\Delta m_q$ ,  $\Delta \Gamma_q$ , and  $|q_q/p_q|^2$ . In particular,  $CP$  violation in mixing exists if  $|q_q/p_q|^2 \neq 1$ . Another (non independent) observable often used to characterize  $CP$  violation in the mixing is the so-called semileptonic asymmetry, defined as

$$\mathcal{A}_{\text{SL}}^q = \frac{|p_q/q_q|^2 - |q_q/p_q|^2}{|p_q/q_q|^2 + |q_q/p_q|^2}. \quad (51)$$

All mixing observables depend on two complex numbers,  $M_{12}^q$  and  $\Gamma_{12}^q$ , which are the off-diagonal elements of the  $2 \times 2$  mass and decay matrices describing the evolution of the  $B_q^0 - \bar{B}_q^0$  system. In the Standard Model the quantity  $|\Gamma_{12}^q/M_{12}^q|$  is small, of the order of  $(m_b/m_t)^2$ , where  $m_b$  and  $m_t$  are the bottom and top quark masses. The following relations hold to first order in  $|\Gamma_{12}^q/M_{12}^q|$ :

$$\Delta m_q = 2|M_{12}^q| [1 + \mathcal{O}(|\Gamma_{12}^q/M_{12}^q|^2)] , \quad (52)$$

$$\Delta \Gamma_q = 2|\Gamma_{12}^q| \cos \phi_{12}^q [1 + \mathcal{O}(|\Gamma_{12}^q/M_{12}^q|^2)] , \quad (53)$$

$$\mathcal{A}_{\text{SL}}^q = \text{Im}(\Gamma_{12}^q/M_{12}^q) + \mathcal{O}(|\Gamma_{12}^q/M_{12}^q|^2) = \frac{\Delta \Gamma_q}{\Delta m_q} \tan \phi_{12}^q + \mathcal{O}(|\Gamma_{12}^q/M_{12}^q|^2) , \quad (54)$$

where

$$\phi_{12}^q = \arg(-M_{12}^q/\Gamma_{12}^q) \quad (55)$$

is the observable phase difference between  $-M_{12}^q$  and  $\Gamma_{12}^q$  (often called the mixing phase). It should be noted that the theoretical predictions for  $\Gamma_{12}^q$  are based on the same HQE as the lifetime predictions.

In the next sections we review in turn the experimental knowledge on the  $B^0$  decay-width and mass differences, the  $B_s^0$  decay-width and mass differences,  $CP$  violation in  $B^0$  and  $B_s^0$  mixing, and mixing-induced  $CP$  violation in  $B_s^0$  decays.

### 5.2.1 $B^0$ mixing parameters $\Delta \Gamma_d$ and $\Delta m_d$

A large number of time-dependent  $B^0 - \bar{B}^0$  oscillation analyses have been performed in the past 20 years by the ALEPH, DELPHI, L3, OPAL, CDF, D0, BABAR, Belle and LHCb collaborations. The corresponding measurements of  $\Delta m_d$  are summarized in Table 13. It is notable that the systematic uncertainties are comparable to the statistical uncertainties; they are often dominated by sample composition, mistag probability, or  $b$ -hadron lifetime contributions. Before being combined, the measurements are adjusted to a common set of input values, including the averages of the  $b$ -hadron fractions and lifetimes given in this report (see Secs. 4 and 5.1). Some measurements are statistically correlated. Systematic correlations arise both from common physics sources (fractions, lifetimes, branching fractions of  $b$  hadrons), and from purely experimental or algorithmic effects (efficiency, resolution, flavour tagging, background description). Combining all published measurements listed in Table 13 and accounting for all identified correlations as described in Ref. [4] yields  $\Delta m_d = 0.5065 \pm 0.0016 \pm 0.0011 \text{ ps}^{-1}$ .

In addition, ARGUS and CLEO have published measurements of the time-integrated mixing probability  $\chi_d$  [162–164], which average to  $\chi_d = 0.182 \pm 0.015$ . Following Ref. [164], the decay



Table 13: Time-dependent measurements included in the  $\Delta m_d$  average. The results obtained from multi-dimensional fits involving also the  $B^0$  (and  $B^+$ ) lifetime(s) as free parameter(s) [76, 78, 79] have been converted into one-dimensional measurements of  $\Delta m_d$ . All measurements have then been adjusted to a common set of physics parameters before being combined.

Experiment and Ref.	Method rec.	tag	$\Delta m_d$ in $\text{ps}^{-1}$ before adjustment	$\Delta m_d$ in $\text{ps}^{-1}$ after adjustment
ALEPH [143]	$\ell$	$Q_{\text{jet}}$	$0.404 \pm 0.045 \pm 0.027$	
ALEPH [143]	$\ell$	$\ell$	$0.452 \pm 0.039 \pm 0.044$	
ALEPH [143]	above two combined		$0.422 \pm 0.032 \pm 0.026$	$0.440 \pm 0.032 \begin{smallmatrix} +0.020 \\ -0.019 \end{smallmatrix}$
ALEPH [143]	$D^*$	$\ell, Q_{\text{jet}}$	$0.482 \pm 0.044 \pm 0.024$	$0.482 \pm 0.044 \pm 0.024$
DELPHI [144]	$\ell$	$Q_{\text{jet}}$	$0.493 \pm 0.042 \pm 0.027$	$0.499 \pm 0.042 \pm 0.024$
DELPHI [144]	$\pi^* \ell$	$Q_{\text{jet}}$	$0.499 \pm 0.053 \pm 0.015$	$0.500 \pm 0.053 \pm 0.015$
DELPHI [144]	$\ell$	$\ell$	$0.480 \pm 0.040 \pm 0.051$	$0.495 \pm 0.040 \begin{smallmatrix} +0.042 \\ -0.040 \end{smallmatrix}$
DELPHI [144]	$D^*$	$Q_{\text{jet}}$	$0.523 \pm 0.072 \pm 0.043$	$0.518 \pm 0.072 \pm 0.043$
DELPHI [145]	vtx	comb	$0.531 \pm 0.025 \pm 0.007$	$0.525 \pm 0.025 \pm 0.006$
L3 [146]	$\ell$	$\ell$	$0.458 \pm 0.046 \pm 0.032$	$0.468 \pm 0.046 \pm 0.028$
L3 [146]	$\ell$	$Q_{\text{jet}}$	$0.427 \pm 0.044 \pm 0.044$	$0.439 \pm 0.044 \pm 0.042$
L3 [146]	$\ell$	$\ell(\text{IP})$	$0.462 \pm 0.063 \pm 0.053$	$0.472 \pm 0.063 \pm 0.044$
OPAL [147]	$\ell$	$\ell$	$0.430 \pm 0.043 \begin{smallmatrix} +0.028 \\ -0.030 \end{smallmatrix}$	$0.467 \pm 0.043 \begin{smallmatrix} +0.017 \\ -0.016 \end{smallmatrix}$
OPAL [148]	$\ell$	$Q_{\text{jet}}$	$0.444 \pm 0.029 \begin{smallmatrix} +0.020 \\ -0.017 \end{smallmatrix}$	$0.482 \pm 0.029 \pm 0.013$
OPAL [149]	$D^* \ell$	$Q_{\text{jet}}$	$0.539 \pm 0.060 \pm 0.024$	$0.544 \pm 0.060 \pm 0.023$
OPAL [149]	$D^*$	$\ell$	$0.567 \pm 0.089 \begin{smallmatrix} +0.029 \\ -0.023 \end{smallmatrix}$	$0.572 \pm 0.089 \begin{smallmatrix} +0.028 \\ -0.022 \end{smallmatrix}$
OPAL [66]	$\pi^* \ell$	$Q_{\text{jet}}$	$0.497 \pm 0.024 \pm 0.025$	$0.496 \pm 0.024 \pm 0.025$
CDF1 [150]	$D\ell$	SST	$0.471 \begin{smallmatrix} +0.078 \\ -0.068 \end{smallmatrix} \begin{smallmatrix} +0.033 \\ -0.034 \end{smallmatrix}$	$0.470 \begin{smallmatrix} +0.078 \\ -0.068 \end{smallmatrix} \begin{smallmatrix} +0.033 \\ -0.034 \end{smallmatrix}$
CDF1 [151]	$\mu$	$\mu$	$0.503 \pm 0.064 \pm 0.071$	$0.514 \pm 0.064 \begin{smallmatrix} +0.028 \\ -0.069 \end{smallmatrix}$
CDF1 [152]	$\ell$	$\ell, Q_{\text{jet}}$	$0.500 \pm 0.052 \pm 0.043$	$0.545 \pm 0.052 \pm 0.036$
CDF1 [153]	$D^* \ell$	$\ell$	$0.516 \pm 0.099 \begin{smallmatrix} +0.029 \\ -0.035 \end{smallmatrix}$	$0.523 \pm 0.099 \begin{smallmatrix} +0.028 \\ -0.035 \end{smallmatrix}$
D0 [154]	$D^{(*)} \mu$	OST	$0.506 \pm 0.020 \pm 0.016$	$0.506 \pm 0.020 \pm 0.016$
BABAR [155]	$B^0$	$\ell, K, \text{NN}$	$0.516 \pm 0.016 \pm 0.010$	$0.521 \pm 0.016 \pm 0.008$
BABAR [156]	$\ell$	$\ell$	$0.493 \pm 0.012 \pm 0.009$	$0.487 \pm 0.012 \pm 0.006$
BABAR [76]	$D^* \ell \nu$	$\ell, K, \text{NN}$	$0.492 \pm 0.018 \pm 0.014$	$0.493 \pm 0.018 \pm 0.013$
BABAR [78]	$D^* \ell \nu(\text{part})$	$\ell$	$0.511 \pm 0.007 \pm 0.007$	$0.513 \pm 0.007 \pm 0.007$
Belle [79]	$B^0, D^* \ell \nu$	comb	$0.511 \pm 0.005 \pm 0.006$	$0.514 \pm 0.005 \pm 0.006$
Belle [157]	$D^* \pi(\text{part})$	$\ell$	$0.509 \pm 0.017 \pm 0.020$	$0.514 \pm 0.017 \pm 0.019$
Belle [13]	$\ell$	$\ell$	$0.503 \pm 0.008 \pm 0.010$	$0.506 \pm 0.008 \pm 0.008$
LHCb [158]	$B^0$	OST	$0.499 \pm 0.032 \pm 0.003$	$0.499 \pm 0.032 \pm 0.003$
LHCb [159]	$B^0$	OST, SST	$0.5156 \pm 0.0051 \pm 0.0033$	$0.5156 \pm 0.0051 \pm 0.0033$
LHCb [160]	$D\mu$	OST, SST	$0.503 \pm 0.011 \pm 0.013$	$0.503 \pm 0.011 \pm 0.013$
LHCb [161]	$D^{(*)} \mu$	OST	$0.5050 \pm 0.0021 \pm 0.0010$	$0.5050 \pm 0.0021 \pm 0.0010$
World average (all above measurements included):				$0.5065 \pm 0.0016 \pm 0.0011$
– ALEPH, DELPHI, L3 and OPAL only:				$0.494 \pm 0.011 \pm 0.009$
– CDF and D0 only:				$0.509 \pm 0.017 \pm 0.013$
– BABAR and Belle only:				$0.509 \pm 0.003 \pm 0.003$
– LHCb only:				$0.5063 \pm 0.0019 \pm 0.0010$

width difference  $\Delta\Gamma_d$  could in principle be extracted from the measured value of  $\Gamma_d = 1/\tau(B^0)$  and the above averages for  $\Delta m_d$  and  $\chi_d$  (provided that  $\Delta\Gamma_d$  has a negligible impact on the  $\Delta m_d$  and  $\tau(B^0)$  analyses that have assumed  $\Delta\Gamma_d = 0$ ), using the relation

$$\chi_d = \frac{x_d^2 + y_d^2}{2(x_d^2 + 1)}. \quad (56)$$

However,  $\Delta\Gamma_d/\Gamma_d$  is too small and the knowledge of  $\chi_d$  too imprecise to provide useful sensitivity on  $\Delta\Gamma_d/\Gamma_d$ . Direct time-dependent studies provide much stronger constraints:  $|\Delta\Gamma_d|/\Gamma_d < 18\%$  at 95% CL from DELPHI [145],  $-6.8\% < \text{sign}(\text{Re}\lambda_{CP})\Delta\Gamma_d/\Gamma_d < 8.4\%$  at 90% CL from BABAR [165], and  $\text{sign}(\text{Re}\lambda_{CP})\Delta\Gamma_d/\Gamma_d = (1.7 \pm 1.8 \pm 1.1)\%$  [166] from Belle, where  $\lambda_{CP} = (q_d/p_d)A(\bar{B}^0 \rightarrow f_{CP})/A(B^0 \rightarrow f_{CP})$  with  $A$  denoting decay amplitudes to a  $CP$ -even final state. The sensitivity to the overall sign of  $\text{Re}\lambda_{CP}\Delta\Gamma_d/\Gamma_d$  comes from the use of  $B^0$  decays to  $CP$  eigenstates. In addition, LHCb has obtained  $\Delta\Gamma_d/\Gamma_d = (-4.4 \pm 2.5 \pm 1.1)\%$  [82] by comparing measurements of the lifetime for  $B^0 \rightarrow J/\psi K^{*0}$  and  $B^0 \rightarrow J/\psi K_S^0$  decays, following the method of Ref. [167]. Using a similar method, ATLAS and CMS have measured  $\Delta\Gamma_d/\Gamma_d = (-0.1 \pm 1.1 \pm 0.9)\%$  [168] and  $\Delta\Gamma_d/\Gamma_d = (+3.4 \pm 2.3 \pm 2.4)\%$  [81], respectively. Assuming  $\text{Re}\lambda_{CP} > 0$ , as expected from the global fits of the Unitarity Triangle within the Standard Model [169], a combination of these six results (after adjusting the DELPHI and BABAR results to  $1/\Gamma_d = \tau(B^0) = 1.519 \pm 0.004$  ps) yields

$$\Delta\Gamma_d/\Gamma_d = 0.001 \pm 0.010. \quad (57)$$

This average is consistent with zero and with the latest Standard Model prediction of  $(3.97 \pm 0.90) \times 10^{-3}$  [88]. An independent result,  $\Delta\Gamma_d/\Gamma_d = (0.50 \pm 1.38)\%$  [170], was obtained by the D0 collaboration from their measurements of the single muon and same-sign dimuon charge asymmetries, under the interpretation that the observed asymmetries are due to  $CP$  violation in neutral  $B$ -meson mixing and interference. This indirect determination was called into question [171] and is therefore not included in the above average, as explained in Sec. 5.2.3.

Assuming  $\Delta\Gamma_d = 0$  and using  $1/\Gamma_d = \tau(B^0) = 1.519 \pm 0.004$  ps, the  $\Delta m_d$  and  $\chi_d$  results are combined through Eq. (56) to yield the world average

$$\Delta m_d = 0.5065 \pm 0.0019 \text{ ps}^{-1}, \quad (58)$$

or, equivalently,

$$x_d = 0.769 \pm 0.004 \quad \text{and} \quad \chi_d = 0.1858 \pm 0.0011. \quad (59)$$

Figure 4 compares the  $\Delta m_d$  values obtained by the different experiments.

The  $B^0$  mixing averages given in Eqs. (58) and (59) and the  $b$ -hadron fractions of Ref. [1] have been obtained in a fully consistent way, taking into account the fact that the fractions are computed using the  $\chi_d$  value of Eq. (59) and that many individual measurements of  $\Delta m_d$  at high energy depend on the assumed values for the  $b$ -hadron fractions. Furthermore, this set of averages is consistent with the lifetime averages of Sec. 5.1.

### 5.2.2 $B_s^0$ mixing parameters $\Delta\Gamma_s$ and $\Delta m_s$

The best sensitivity to  $\Delta\Gamma_s$  is currently achieved by the recent time-dependent measurements of the  $B_s^0 \rightarrow J/\psi \phi$  (or more generally  $B_s^0 \rightarrow (c\bar{c})K^+K^-$ ) decay rates performed at CDF [172],

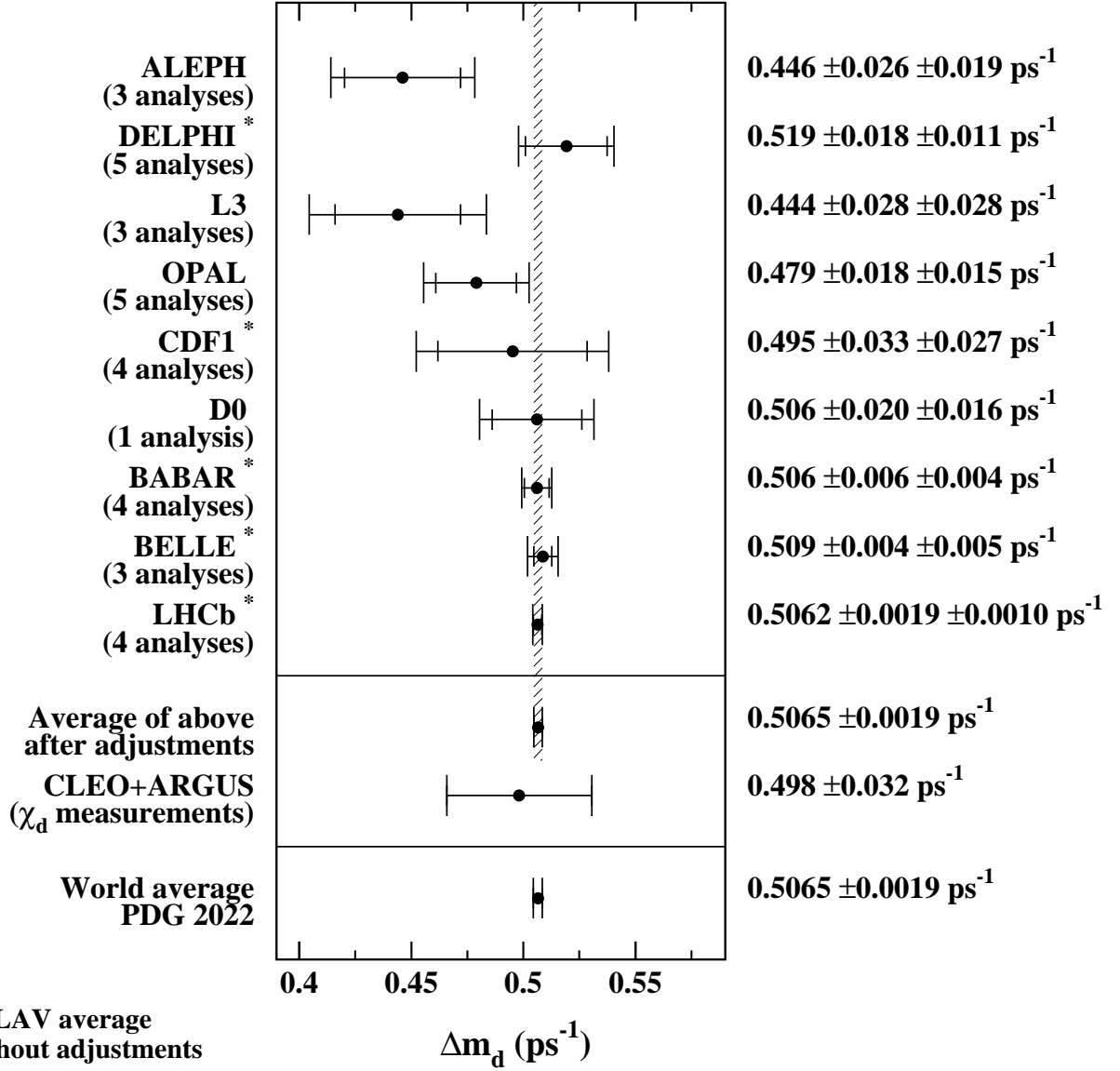


Figure 4: The  $B^0-\bar{B}^0$  oscillation frequency  $\Delta m_d$  as measured by the different experiments. The averages quoted for ALEPH, L3 and OPAL are taken from the original publications, while the ones for DELPHI, CDF, *BABAR*, Belle and LHCb are computed from the individual results listed in Table 13 without performing any adjustments. The time-integrated measurements of  $\chi_d$  from the symmetric  $B$  factory experiments ARGUS and CLEO are converted to a  $\Delta m_d$  value using  $\tau(B^0) = 1.519 \pm 0.004$  ps. The two global averages are obtained after adjustments of all the individual  $\Delta m_d$  results of Table 13 (see text).

873 D0 [173], ATLAS [174–176] CMS [177,178] and LHCb [179–183], where the  $CP$ -even and  $CP$ -odd  
874 amplitudes are statistically separated through a full angular analysis. These studies use both  
875 untagged and tagged  $B_s^0$  candidates and are optimized for the measurement of the  $CP$ -violating  
876 phase  $\phi_s^{c\bar{c}s}$ , defined later in Sec. 5.2.4. The LHCb collaboration analyzed the  $B_s^0 \rightarrow J/\psi K^+ K^-$   
877 decay, considering that the  $K^+ K^-$  system can be in a  $P$ -wave or  $S$ -wave state, and measured  
878 the dependence of the strong phase difference between the  $P$ -wave and  $S$ -wave amplitudes as  
879 a function of the  $K^+ K^-$  invariant mass [86]. This allowed, for the first time, the unambiguous  
880 determination of the sign of  $\Delta\Gamma_s$ , which was found to be positive at the  $4.7\sigma$  level. The  
881 following averages present only the  $\Delta\Gamma_s > 0$  solutions. Two degenerate solutions, differing in  
882 the values of two of the measured strong phases,  $\delta_\perp$  and  $\delta_\parallel$ , were found in the ATLAS Run 2  
883 analysis [176]. These show minor differences in the  $B_s^0$  lifetime and mixing parameters, so for  
884 simplicity, the following averages only use solution (a) of Ref. [176].

885 The published results [172–183] are shown in Table 14. They are combined in a fit that  
886 includes all measured parameters and their correlations. These are  $\phi_s^{c\bar{c}s}$ , the direct  $CP$  violation  
887 parameter  $|\lambda| = |(q_s/p_s)\bar{A}/A|$  ( $\bar{A}$  and  $A$  being the  $\bar{B}_s^0$  and  $B_s^0$  decay amplitudes, respectively),  
888  $\Delta m_s$ , polarisation fractions and strong phases. As detailed further in Sec. 5.2.4, the  $B_s^0 \rightarrow J/\psi \phi$   
889 measurements of ATLAS [175, 176], CMS [177, 178] and LHCb [179, 183] are in tension at the  
890 level of approximately  $3\sigma$ , driven by the time and angular parameters. To address this, the  
891 total uncertainty for each parameter in each  $B_s^0 \rightarrow J/\psi \phi$  set of results by ATLAS, CDF, D0,  
892 CMS and LHCb is scaled up in a way that results in an agreement of  $1\sigma$ . For the parameters  
893 already in agreement (i.e., the  $\phi_s$  and  $S$ -wave parameters), the uncertainties are not scaled.  
894 The covariance matrix is recomputed to preserve the correlations between the parameters.  
895 The resulting scale factors for  $\Gamma_s$  and  $\Delta\Gamma_s$  are 2.56 and 1.72. The results, displayed as the  
896 red contours labelled “ $B_s^0 \rightarrow (c\bar{c})KK$ ” in the plots of Fig. 5, are given in the first column of  
897 numbers of Table 15.

898 An alternative approach, which is directly sensitive to first order in  $\Delta\Gamma_s/\Gamma_s$ , is to determine  
899 the effective lifetime of untagged  $B_s^0$  candidates decaying to pure  $CP$  eigenstates; we use here  
900 measurements with  $B_s^0 \rightarrow D_s^+ D_s^-$  [102],  $B_s^0 \rightarrow J/\psi \eta$  [111],  $B_s^0 \rightarrow J/\psi f_0(980)$  [113, 114] and  
901  $B_s^0 \rightarrow J/\psi \pi^+ \pi^-$  [93, 115] decays. The precise extraction of  $1/\Gamma_s$  and  $\Delta\Gamma_s$  from such mea-  
902 surements, discussed in detail in Refs. [90–92], requires additional information in the form of  
903 theoretical assumptions or external inputs on weak phases and hadronic parameters. If  $f$  de-  
904 notes a final state into which both  $B_s^0$  and  $\bar{B}_s^0$  can decay, the ratio of the effective  $B_s^0 \rightarrow f$   
905 lifetime  $\tau_{\text{single}}$ , found by fitting the decay-time distribution to a single exponential, relative to  
906 the mean  $B_s^0$  lifetime is [92]<sup>6</sup>

$$\frac{\tau_{\text{single}}(B_s^0 \rightarrow f)}{\tau(B_s^0)} = \frac{1}{1 - y_s^2} \left[ \frac{1 - 2A_f^{\Delta\Gamma} y_s + y_s^2}{1 - A_f^{\Delta\Gamma} y_s} \right], \quad (60)$$

907 where

$$A_f^{\Delta\Gamma} = -\frac{2\text{Re}(\lambda_f)}{1 + |\lambda_f|^2}. \quad (61)$$

908 To include the measurements of the effective  $B_s^0 \rightarrow D_s^+ D_s^-$  ( $CP$ -even),  $B_s^0 \rightarrow J/\psi \eta$  ( $CP$ -even),  
909  $B_s^0 \rightarrow J/\psi f_0(980)$  ( $CP$ -odd) and  $B_s^0 \rightarrow J/\psi \pi^+ \pi^-$  ( $CP$ -odd) lifetimes as constraints in the  $\Delta\Gamma_s$

---

<sup>6</sup> The definition of  $A_f^{\Delta\Gamma}$  given in Eq. (61) has the sign opposite to that given in Ref. [92].

Table 14: Measurements of  $\Delta\Gamma_s$  and  $\Gamma_s$  using  $B_s^0 \rightarrow J/\psi\phi$ ,  $B_s^0 \rightarrow J/\psi K^+K^-$  and  $B_s^0 \rightarrow \psi(2S)\phi$  decays. Only the solution with  $\Delta\Gamma_s > 0$  is shown, since the two-fold ambiguity has been resolved in Ref. [86]. The first error is due to statistics, the second one to systematics. The last line gives our average.

Exp.	Mode	Dataset	$\Delta\Gamma_s$ (ps <sup>-1</sup> )	$\Gamma_s$ (ps <sup>-1</sup> )	Ref.
CDF	$J/\psi\phi$	9.6 fb <sup>-1</sup>	$+0.068 \pm 0.026 \pm 0.009$	$0.654 \pm 0.008 \pm 0.004$	[172]
D0	$J/\psi\phi$	8.0 fb <sup>-1</sup>	$+0.163^{+0.065}_{-0.064}$	$0.693^{+0.018}_{-0.017}$	[173]
ATLAS	$J/\psi\phi$	4.9 fb <sup>-1</sup>	$+0.053 \pm 0.021 \pm 0.010$	$0.677 \pm 0.007 \pm 0.004$	[174]
ATLAS	$J/\psi\phi$	14.3 fb <sup>-1</sup>	$+0.101 \pm 0.013 \pm 0.007$	$0.676 \pm 0.004 \pm 0.004$	[175]
ATLAS	$J/\psi\phi$	80.5 fb <sup>-1</sup>	$+0.0607 \pm 0.0047 \pm 0.0043$	$0.6687 \pm 0.0015 \pm 0.0022$	[176]
ATLAS	above 3 combined		$+0.0657 \pm 0.0043 \pm 0.0037$	$0.6703 \pm 0.0014 \pm 0.0018$	[176]
CMS	$J/\psi\phi$	19.7 fb <sup>-1</sup>	$+0.095 \pm 0.013 \pm 0.007$	$0.6704 \pm 0.0043 \pm 0.0055$	[177]
CMS	$J/\psi\phi$	96.4 fb <sup>-1</sup>	$+0.114 \pm 0.014 \pm 0.007$	$0.6531 \pm 0.0042 \pm 0.0026$	[178]
CMS	above 2 combined		$+0.1032 \pm 0.0095 \pm 0.0048$	$0.6590 \pm 0.0032 \pm 0.0023$	[178]
LHCb	$J/\psi K^+K^-$	3.0 fb <sup>-1</sup>	$+0.0805 \pm 0.0091 \pm 0.0032$	$0.6603 \pm 0.0027 \pm 0.0015$	[179]
LHCb	$J/\psi K^+K^-^a$	3.0 fb <sup>-1</sup>	$+0.066 \pm 0.018 \pm 0.010$	$0.650 \pm 0.006 \pm 0.004$	[180]
LHCb	above 2 combined		$+0.0813 \pm 0.0073 \pm 0.0036$	$0.6588 \pm 0.0022 \pm 0.0015$	[180]
LHCb	$J/\psi K^+K^-$	1.9 fb <sup>-1</sup>	$+0.077 \pm 0.008 \pm 0.003$	$-0.0041 \pm 0.0024 \pm 0.0015^b$	[183]
LHCb	$J/\psi K^+K^-^c$	3.0 fb <sup>-1</sup>	$+0.115 \pm 0.045 \pm 0.011$	$0.608 \pm 0.018 \pm 0.012$	[182]
LHCb	$\psi(2S)\phi$	3.0 fb <sup>-1</sup>	$+0.066^{+0.041}_{-0.044} \pm 0.007$	$0.668 \pm 0.011 \pm 0.006$	[181]
All combined			$+0.074 \pm 0.006$	$0.6627 \pm 0.0036$	

<sup>a</sup>  $m(K^+K^-) > 1.05$  GeV/ $c^2$     <sup>b</sup>  $\Gamma_s - \Gamma_d$     <sup>c</sup>  $J/\psi \rightarrow e^+e^-$

Table 15: Averages of  $\Delta\Gamma_s$ ,  $\Gamma_s$  and related quantities, obtained from  $B_s^0 \rightarrow J/\psi\phi$ ,  $B_s^0 \rightarrow J/\psi K^+K^-$  and  $B_s^0 \rightarrow \psi(2S)\phi$  alone (first column), adding the constraints from the effective lifetimes measured in pure  $CP$  modes  $B_s^0 \rightarrow D_s^+ D_s^-$ ,  $J/\psi\eta$  and  $B_s^0 \rightarrow J/\psi f_0(980)$ ,  $J/\psi\pi^+\pi^-$  (second column), and adding the constraint from the effective lifetime measured in flavour-specific modes  $B_s^0 \rightarrow D_s^- \ell^+ \nu X$ ,  $D_s^- \pi^+$ ,  $D_s^- D^+$  (third column, recommended world averages).

	$B_s^0 \rightarrow (c\bar{c})K^+K^-$ modes only (see Table 14)	$B_s^0 \rightarrow (c\bar{c})K^+K^-$ modes + pure $CP$ modes	$B_s^0 \rightarrow (c\bar{c})K^+K^-$ modes + pure $CP$ modes + flavour-specific modes
$\Gamma_s$	$0.6627 \pm 0.0036$ ps <sup>-1</sup>	$0.6570 \pm 0.0027$ ps <sup>-1</sup>	$0.6578 \pm 0.0024$ ps <sup>-1</sup>
$1/\Gamma_s$	$1.509 \pm 0.008$ ps	$1.522 \pm 0.006$ ps	$1.520 \pm 0.005$ ps
$1/\Gamma_{sL}$	$1.429 \pm 0.008$ ps	$1.430 \pm 0.008$ ps	$1.429 \pm 0.007$ ps
$1/\Gamma_{sH}$	$1.598 \pm 0.014$ ps	$1.626 \pm 0.010$ ps	$1.624 \pm 0.009$ ps
$\Delta\Gamma_s$	$+0.074 \pm 0.006$ ps <sup>-1</sup>	$+0.084 \pm 0.005$ ps <sup>-1</sup>	$+0.084 \pm 0.005$ ps <sup>-1</sup>
$\Delta\Gamma_s/\Gamma_s$	$+0.112 \pm 0.010$	$+0.128 \pm 0.008$	$+0.128 \pm 0.007$
$\rho(\Gamma_s, \Delta\Gamma_s)$	-0.30	0.00	+0.09

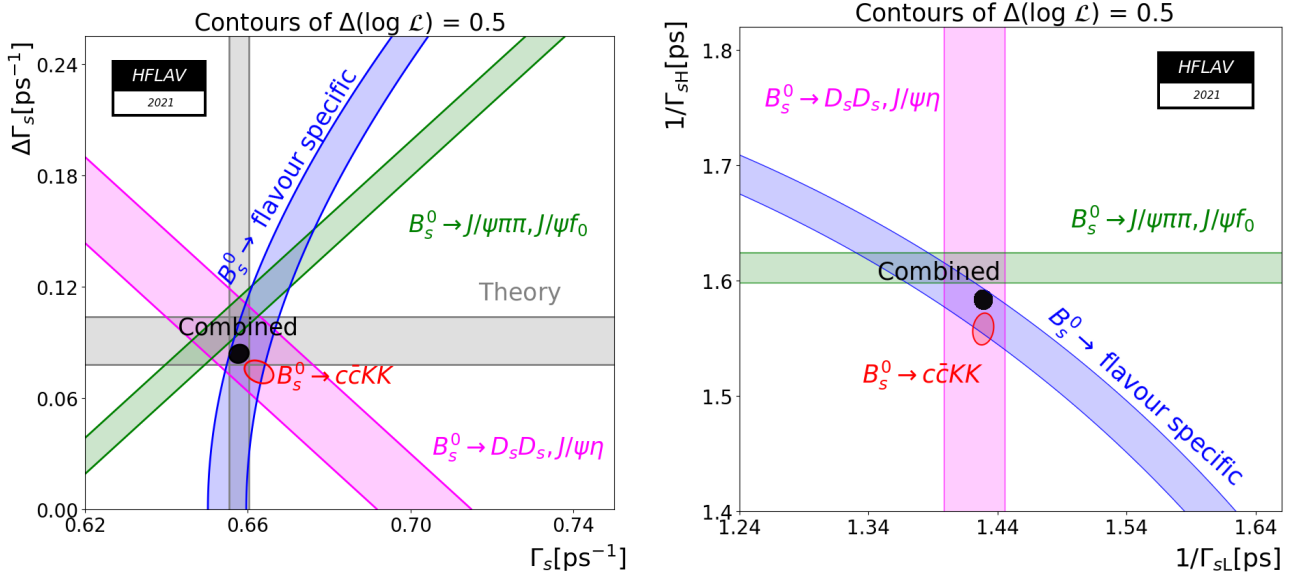


Figure 5: Contours of  $\Delta \ln L = 0.5$  (39% CL for the enclosed 2D regions, 68% CL for the bands) shown in the  $(\Gamma_s, \Delta\Gamma_s)$  plane on the left and in the  $(1/\Gamma_{sL}, 1/\Gamma_{sH})$  plane on the right. The average of all the  $B_s^0 \rightarrow J/\psi \phi$ ,  $B_s^0 \rightarrow J/\psi K^+ K^-$  and  $B_s^0 \rightarrow \psi(2S) \phi$  results is shown as the red contour, where  $\Gamma_s$  and  $\Delta\Gamma_s$  are scaled by factors 2.56 and 1.72. The constraints given by the effective lifetime measurements of  $B_s^0$  to flavour-specific, pure  $CP$ -odd and pure  $CP$ -even final states are shown as the blue, green and purple bands, respectively. The average taking all constraints into account is shown as the dark-filled contour. The light-grey bands are theory predictions. The horizontal band is  $\Delta\Gamma_s = +0.091 \pm 0.013 \text{ ps}^{-1}$  [42, 45, 87, 88] that assumes no new physics in  $B_s^0$  mixing. The vertical  $\Gamma_s$  band is calculated from Ref. [56] assuming the experimental world average for the  $B^0$  lifetime,  $1.519 \pm 0.004 \text{ ps}$ .

fit,<sup>7</sup> we neglect sub-leading penguin contributions and possible direct  $CP$  violation. Explicitly, in Eq. (60), we set  $A_{CP\text{-even}}^{\Delta\Gamma} = \cos \phi_s^{c\bar{c}s}$  and  $A_{CP\text{-odd}}^{\Delta\Gamma} = -\cos \phi_s^{c\bar{c}s}$ . Given the small value of  $\phi_s^{c\bar{c}s}$ , we have, to first order in  $y_s$ :

$$\tau_{\text{single}}(B_s^0 \rightarrow CP\text{-even}) \approx \frac{1}{\Gamma_{sL}} \left( 1 + \frac{(\phi_s^{c\bar{c}s})^2 y_s}{2} \right), \quad (62)$$

$$\tau_{\text{single}}(B_s^0 \rightarrow CP\text{-odd}) \approx \frac{1}{\Gamma_{sH}} \left( 1 - \frac{(\phi_s^{c\bar{c}s})^2 y_s}{2} \right). \quad (63)$$

The numerical inputs are taken from Eqs. (35) and (36), and the resulting averages, combined with the  $B_s^0 \rightarrow J/\psi K^+ K^-$  information, are indicated in the second column of numbers of Table 15.

Information on  $\Delta\Gamma_s$  is also obtained from the study of the proper time distribution of untagged samples of flavour-specific  $B_s^0$  decays [90], *e.g.* semileptonic  $B_s^0$  decays, where the flavour (*i.e.*,  $B_s^0$  or  $\bar{B}_s^0$ ) at the time of decay is determined by the decay products. Since there is an equal mix of the heavy and light mass eigenstates at production time ( $t = 0$ ), the proper

<sup>7</sup> The effective lifetimes measured in  $B_s^0 \rightarrow K^+ K^-$  (mostly  $CP$ -even) and  $B_s^0 \rightarrow J/\psi K_S^0$  (mostly  $CP$ -odd) are not used because we can not quantify the penguin contributions in those modes.

time distribution is a superposition of two exponential functions with decay constants  $\Gamma_{sL}$  and  $\Gamma_{sH}$ . This provides sensitivity to both  $1/\Gamma_s$  and  $(\Delta\Gamma_s/\Gamma_s)^2$ . Ignoring  $\Delta\Gamma_s$  and fitting for a single exponential leads to an estimate of  $\Gamma_s$  with a relative bias proportional to  $(\Delta\Gamma_s/\Gamma_s)^2$ , as shown in Eq. (33). Including the constraint from the world-average flavour-specific  $B_s^0$  lifetime, given in Eq. (34), leads to the results shown in the last column of Table 15. These world averages are displayed as the dark-filled contours labelled “Combined” in the plots of Fig. 5. They correspond to the lifetime averages  $1/\Gamma_s = 1.520 \pm 0.005$  ps,  $1/\Gamma_{sL} = 1.429 \pm 0.007$  ps,  $1/\Gamma_{sH} = 1.624 \pm 0.009$  ps, and to the decay-width difference

$$\Delta\Gamma_s = +0.084 \pm 0.005 \text{ ps}^{-1} \quad \text{and} \quad \Delta\Gamma_s/\Gamma_s = +0.128 \pm 0.007. \quad (64)$$

The good agreement with the Standard Model prediction  $\Delta\Gamma_s = +0.091 \pm 0.013 \text{ ps}^{-1}$  [42, 45, 87, 88] excludes significant quark-hadron duality violation in the HQE [184]. Estimates of  $\Delta\Gamma_s/\Gamma_s$  obtained from measurements of the  $B_s^0 \rightarrow D_s^{(*)+} D_s^{(*)-}$  branching fraction [109, 185–188] are not used in the average, since they are based on the questionable [45] assumption that these decays account for all  $CP$ -even final states. The results of early lifetime analyses that attempted to measure  $\Delta\Gamma_s/\Gamma_s$  [63, 95, 99, 105] are not used either.

The probability of  $B_s^0$  mixing has been known to be large for more than 20 years. Indeed the time-integrated measurements of  $\bar{\chi}$  (see Sec. 4.1.3 of our previous publication [1]), when compared to our knowledge of  $\chi_d$  and the  $b$ -hadron fractions, indicated that  $\chi_s$  should be close to its maximal possible value of  $1/2$ . Many searches of the time dependence of this mixing have been performed by ALEPH [189], DELPHI [95, 99, 145, 190], OPAL [191, 192], SLD [193, 194], CDF (Run I) [195] and D0 [196] but did not have enough statistical power and proper time resolution to resolve the small period of the  $B_s^0$  oscillations.

$B_s^0$  oscillations were observed for the first time in 2006 by the CDF collaboration [197], based on samples of flavour-tagged hadronic and semileptonic  $B_s^0$  decays in flavour-specific final states, partially or fully reconstructed in  $1 \text{ fb}^{-1}$  of data collected during Tevatron’s Run II. Since then, the LHCb collaboration obtained the most precise results using fully reconstructed  $B_s^0 \rightarrow D_s^- \pi^+$  and  $B_s^0 \rightarrow D_s^- \pi^+ \pi^- \pi^+$  decays [198–201]. LHCb has also observed  $B_s^0$  oscillations with semileptonic  $B_s^0 \rightarrow D_s^- \mu^+ X$  decays [160]. In addition, measurements with non-flavour-specific final states have been performed by LHCb with  $B_s^0 \rightarrow J/\psi K^+ K^-$  decays [179, 183] and CMS with  $B_s^0 \rightarrow J/\psi \phi$  decays [178]. The measurements of  $\Delta m_s$  are summarized in Table 16.

An average of all the published CDF, LHCb and CMS results yields

$$\Delta m_s = 17.765 \pm 0.004 \pm 0.004 \text{ ps}^{-1} \quad (65)$$

and is illustrated in Figure 6. The systematic uncertainties of the LHCb results due to the length scale (affecting all modes), the momentum scale ( $B_s^0 \rightarrow D_s^- \pi^+$  Run 1 and Run 2,  $B_s^0 \rightarrow D_s^- \pi^+ \pi^- \pi^+$  Run 1 and  $B_s^0 \rightarrow J/\psi K^+ K^-$ ), the fit bias ( $B_s^0 \rightarrow D_s^- \pi^+$  Run 1 and  $B_s^0 \rightarrow D_s^- \pi^+ \pi^- \pi^+$  Run 1) and the decay-time bias ( $B_s^0 \rightarrow D_s^- \pi^+$  Run 1 and Run 2) are considered to be 100% correlated. Furthermore, the CMS and LHCb measurements of  $\Delta m_s$  in  $B_s^0 \rightarrow J/\psi K^+ K^-$  decays are averaged using the measured central values and uncertainties of the full set of observables determined in these studies ( $\phi_s$ ,  $\Delta\Gamma_s$ ,  $\Gamma_s$ ,  $|\lambda|$ , strong phases and polarisation fractions) in order to account for their correlations with  $\Delta m_s$ .

The Standard Model prediction  $\Delta m_s = 18.77 \pm 0.86 \text{ ps}^{-1}$  [87] is consistent with the experimental value, but has a much larger uncertainty, dominated by the uncertainty on the hadronic matrix elements recently determined in [56, 202–207]. The ratio  $\Delta\Gamma_s/\Delta m_s$  can be

Table 16: Measurements of  $\Delta m_s$ .

Experiment	Method	Data set	$\Delta m_s$ (ps <sup>-1</sup> )	Ref.
CDF2	$D_s^{(*)-}\ell^+\nu$ , $D_s^{(*)-}\pi^+$ , $D_s^-\rho^+$	1 fb <sup>-1</sup>	17.77 ±0.10 ±0.07	[197]
LHCb	$D_s^-\pi^+$ , $D_s^-\pi^+\pi^-\pi^+$	2010 0.036 fb <sup>-1</sup>	17.63 ±0.11 ±0.02	[198]
LHCb	$D_s^-\mu^+X$	2011 1.0 fb <sup>-1</sup>	17.93 ±0.22 ±0.15	[160]
LHCb	$D_s^-\pi^+$	2011 1.0 fb <sup>-1</sup>	17.768 ±0.023 ±0.006	[199]
LHCb	$J/\psi K^+K^-$	2011–2012 3.0 fb <sup>-1</sup>	17.711 $^{+0.055}_{-0.057}$ ±0.011	[179]
LHCb	$J/\psi K^+K^-$	2015–2016 1.9 fb <sup>-1</sup>	17.703 ±0.059 ±0.018	[183]
LHCb	above 2 combined	2011–2016 4.9 fb <sup>-1</sup>	17.694 ±0.041 ±0.011	[183]
CMS	$J/\psi \phi$	2017–2018 96.4 fb <sup>-1</sup>	17.51 $^{+0.10}_{-0.09}$ ±0.03	[178]
LHCb	$D_s^-\pi^+\pi^-\pi^+$	2011–2018 9 fb <sup>-1</sup>	17.757 ±0.007 ±0.008	[200]
LHCb	$D_s^-\pi^+$	2015–2018 6 fb <sup>-1</sup>	17.768 ±0.005 ±0.003	[201]
Average			17.765 ±0.004 ±0.004	

961 predicted more accurately to be  $0.00482 \pm 0.00065$  [45, 87, 88, 208], in good agreement with the  
 962 experimental determination of

$$\Delta\Gamma_s/\Delta m_s = 0.00472 \pm 0.00028. \quad (66)$$

963 Multiplying the  $\Delta m_s$  result of Eq. (65) by the mean  $B_s^0$  lifetime of Eq. (39),  $1/\Gamma_s = 1.520 \pm$   
 964  $0.005$  ps, yields

$$x_s = 27.01 \pm 0.10. \quad (67)$$

965 With  $2y_s = +0.128 \pm 0.007$  (see Eq. (64)) and under the assumption of no  $CP$  violation in  $B_s^0$   
 966 mixing, this corresponds to

$$\chi_s = \frac{x_s^2 + y_s^2}{2(x_s^2 + 1)} = 0.499318 \pm 0.000005. \quad (68)$$

967 The ratio

$$\frac{\Delta m_d}{\Delta m_s} = 0.02851 \pm 0.00011, \quad (69)$$

968 of the  $B^0$  and  $B_s^0$  oscillation frequencies, obtained from Eqs. (58) and (65), can be used to  
 969 extract the following magnitude of the ratio of CKM matrix elements,

$$\left| \frac{V_{td}}{V_{ts}} \right| = \xi \sqrt{\frac{\Delta m_d m(B_s^0)}{\Delta m_s m(B^0)}} = \begin{cases} 0.2053 \pm 0.0004 \pm 0.0029 \text{ (lattice QCD)} \\ 0.2045 \pm 0.0004^{+0.0011}_{-0.0012} \text{ (sum rules)} \end{cases}. \quad (70)$$

970 The first uncertainty is from experimental uncertainties (with the masses  $m(B_s^0)$  and  $m(B^0)$   
 971 taken from Ref. [9]). The second uncertainty arises from theoretical uncertainties in the es-  
 972 timation of the SU(3) flavour-symmetry breaking factor  $\xi = 1.206 \pm 0.017$  [209], which is an  
 973 average of three-flavour lattice QCD calculations dominated by the results of Ref. [203], or  
 974  $\xi = 1.201^{+0.006}_{-0.007}$  [206] obtained from sum rules. Note that Eq. (70) assumes that  $\Delta m_s$  and  $\Delta m_d$   
 975 only receive Standard Model contributions.



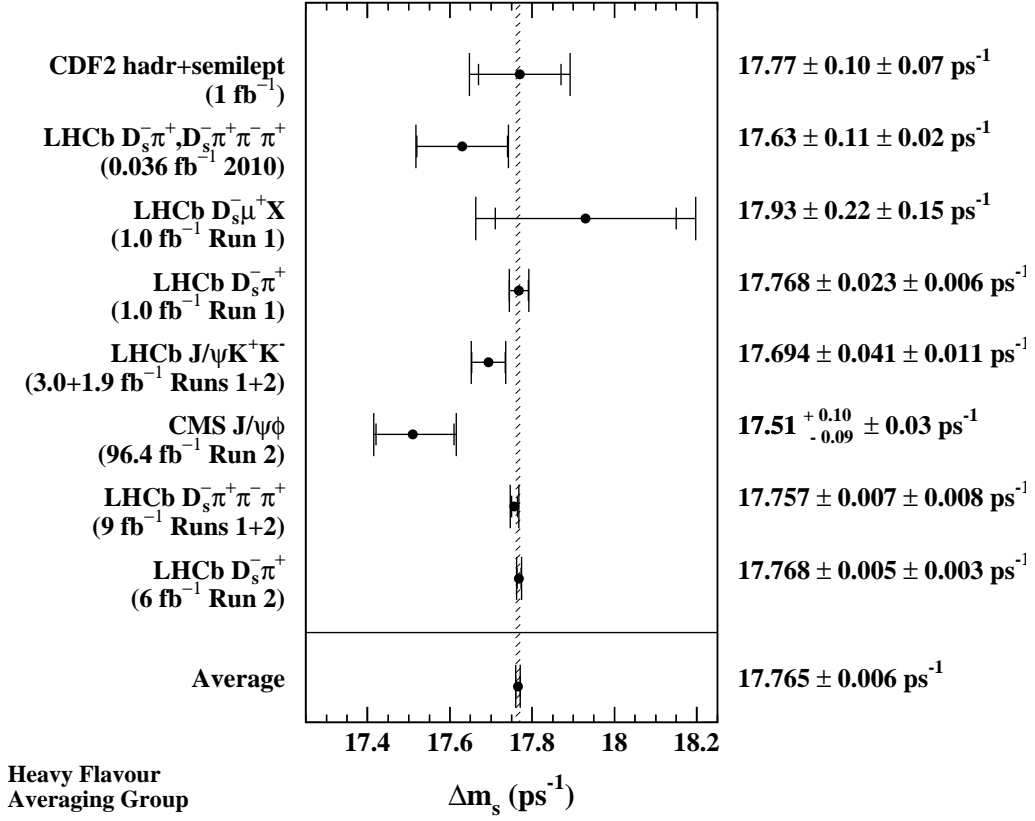


Figure 6: Measurements of  $\Delta m_s$ , together with their average.

### 5.2.3 $CP$ violation in $B^0$ and $B_s^0$ mixing

Evidence for  $CP$  violation in  $B^0$  mixing has been searched for, both with flavour-specific and inclusive  $B^0$  decays, in samples where the initial flavour state is tagged. In the case of semileptonic (or other flavour-specific) decays, where the final state tag is also available, the asymmetry

$$\mathcal{A}_{\text{SL}}^d = \frac{N(\overline{B}^0(t) \rightarrow \ell^+ \nu_\ell X) - N(B^0(t) \rightarrow \ell^- \bar{\nu}_\ell X)}{N(\overline{B}^0(t) \rightarrow \ell^+ \nu_\ell X) + N(B^0(t) \rightarrow \ell^- \bar{\nu}_\ell X)} \quad (71)$$

has been measured, either in decay-time-integrated analyses at CLEO [164, 210], *BABAR* [211], CDF [212] and D0 [170], or in decay-time-dependent analyses at OPAL [148], ALEPH [213], *BABAR* [165, 214, 215] and Belle [216]. Note that the asymmetry of time-dependent decay rates in Eq. (71) is related to  $|q_d/p_d|$  through Eq. (51) and is therefore time-independent. In the inclusive case, also investigated and published by ALEPH [213] and OPAL [65], no final state tag is used, and the asymmetry [217]

$$\frac{N(B^0(t) \rightarrow \text{all}) - N(\overline{B}^0(t) \rightarrow \text{all})}{N(B^0(t) \rightarrow \text{all}) + N(\overline{B}^0(t) \rightarrow \text{all})} \simeq \mathcal{A}_{\text{SL}}^d \left[ \frac{\Delta m_d}{2\Gamma_d} \sin(\Delta m_d t) - \sin^2 \left( \frac{\Delta m_d t}{2} \right) \right] \quad (72)$$

Table 17: Measurements<sup>8</sup> of  $CP$  violation in  $B^0$  mixing and their average in terms of both  $\mathcal{A}_{\text{SL}}^d$  and  $|q_d/p_d|$ . The individual results are listed as quoted in the original publications, or converted<sup>10</sup> to an  $\mathcal{A}_{\text{SL}}^d$  value. The ALEPH and OPAL results assume no  $CP$  violation in  $B_s^0$  mixing.

Exp. & Ref.	Method	Measured $\mathcal{A}_{\text{SL}}^d$	Measured $ q_d/p_d $
CLEO [164]	Partial hadronic rec.	$+0.017 \pm 0.070 \pm 0.014$	
CLEO [210]	Dileptons	$+0.013 \pm 0.050 \pm 0.005$	
CLEO [210]	Average of above two	$+0.014 \pm 0.041 \pm 0.006$	
BABAR [165]	Full hadronic rec.		$1.029 \pm 0.013 \pm 0.011$
BABAR [214]	Part. rec. $D^* X \ell \nu$	$+0.0006 \pm 0.0017^{+0.0038}_{-0.0032}$	$0.99971 \pm 0.00084 \pm 0.00175$
BABAR [211]	Dileptons	$-0.0039 \pm 0.0035 \pm 0.0019$	
Belle [216]	Dileptons	$-0.0011 \pm 0.0079 \pm 0.0085$	$1.0005 \pm 0.0040 \pm 0.0043$
Average of above 6 $B$ -factory results		$-0.0019 \pm 0.0027$ (tot)	$1.0009 \pm 0.0013$ (tot)
D0 [218]	$B^0 \rightarrow D^{(*)-} \mu^+ \nu X$	$+0.0068 \pm 0.0045 \pm 0.0014$	
LHCb [219]	$B^0 \rightarrow D^{(*)-} \mu^+ \nu X$	$-0.0002 \pm 0.0019 \pm 0.0030$	
Average of above 8 pure $B^0$ results		$+0.0001 \pm 0.0020$ (tot)	$1.0000 \pm 0.0010$ (tot)
D0 [170]	Muons & dimuons	$-0.0062 \pm 0.0043$ (tot)	
Average of above 9 direct measurements		$-0.0010 \pm 0.0018$ (tot)	$1.0005 \pm 0.0009$ (tot)
OPAL [148]	Leptons	$+0.008 \pm 0.028 \pm 0.012$	
OPAL [65]	Inclusive (Eq. (72))	$+0.005 \pm 0.055 \pm 0.013$	
ALEPH [213]	Leptons	$-0.037 \pm 0.032 \pm 0.007$	
ALEPH [213]	Inclusive (Eq. (72))	$+0.016 \pm 0.034 \pm 0.009$	
ALEPH [213]	Average of above two	$-0.013 \pm 0.026$ (tot)	
Average of above 13 results		$-0.0010 \pm 0.0018$ (tot)	$1.0005 \pm 0.0009$ (tot)
Best fit value from 2D combination of $\mathcal{A}_{\text{SL}}^d$ and $\mathcal{A}_{\text{SL}}^s$ results (see Eq. (74))		$-0.0021 \pm 0.0017$ (tot)	$1.0010 \pm 0.0008$ (tot)

must be measured as a function of the proper time to extract information on  $CP$  violation. Furthermore, D0 [218] and LHCb [219] have studied the time-dependence of the charge asymmetry of  $B^0 \rightarrow D^{(*)-} \mu^+ \nu_\mu X$  decays without tagging the initial state, which would be equal to

$$\frac{N(D^{(*)-} \mu^+ \nu_\mu X) - N(D^{(*)+} \mu^- \bar{\nu}_\mu X)}{N(D^{(*)-} \mu^+ \nu_\mu X) + N(D^{(*)+} \mu^- \bar{\nu}_\mu X)} = \mathcal{A}_{\text{SL}}^d \frac{1 - \cos(\Delta m_d t)}{2} \quad (73)$$

in absence of detection and production asymmetries. Note that Eqs. (72) and (73) assume  $\Delta\Gamma_d = 0$ .

Table 17 summarizes the different measurements<sup>8</sup> of  $\mathcal{A}_{\text{SL}}^d$  and  $|q_d/p_d|$ . In all cases asymmetries compatible with zero have been found. A simple average of all measurements performed at the  $B$  factories [164, 165, 210, 211, 214, 216] yields  $\mathcal{A}_{\text{SL}}^d = -0.0019 \pm 0.0027$ . Adding also the D0 [218] and LHCb [219] measurements obtained with reconstructed semileptonic  $B^0$  decays yields  $\mathcal{A}_{\text{SL}}^d = +0.0001 \pm 0.0020$ . As discussed in more detail later in this section, the D0 anal-

<sup>8</sup> A low-statistics result published by CDF using the Run I data [212] is not included in our averages, nor in Table 17.

998 ysis with single muons and like-sign dimuons [170] separates the  $B^0$  and  $B_s^0$  contributions by  
 999 exploiting the dependence on the muon impact parameter cut; including this  $\mathcal{A}_{\text{SL}}^d$  result from  
 1000 D0 in the average yields  $\mathcal{A}_{\text{SL}}^d = -0.0010 \pm 0.0018$ .

1001 All the other  $B^0$  analyses performed at high energy, either at LEP or at the Tevatron,  
 1002 did not separate the contributions from the  $B^0$  and  $B_s^0$  mesons. Under the assumption of  
 1003 no  $CP$  violation in  $B_s^0$  mixing ( $\mathcal{A}_{\text{SL}}^s = 0$ ), a number of these early analyses [65, 148, 213, 220]  
 1004 report a measurement of  $\mathcal{A}_{\text{SL}}^d$  or  $|q_d/p_d|$  for the  $B^0$  meson. However, although we include  
 1005 them in Table 17, these imprecise determinations no longer improve the world average of  $\mathcal{A}_{\text{SL}}^d$ .  
 1006 Furthermore, the assumption makes sense within the Standard Model, since  $\mathcal{A}_{\text{SL}}^s$  is predicted  
 1007 to be about a factor 20 smaller than  $\mathcal{A}_{\text{SL}}^d$  [87], but may not be suitable in the presence of new  
 1008 physics.

1009 The Tevatron experiments have measured linear combinations of  $\mathcal{A}_{\text{SL}}^d$  and  $\mathcal{A}_{\text{SL}}^s$  using in-  
 1010 clusive semileptonic decays of  $b$  hadrons. CDF (Run I) finds  $\mathcal{A}_{\text{SL}}^b = +0.0015 \pm 0.0038(\text{stat}) \pm$   
 1011  $0.0020(\text{syst})$  [212], and D0 obtains  $\mathcal{A}_{\text{SL}}^b = -0.00496 \pm 0.00153(\text{stat}) \pm 0.00072(\text{syst})$  [170]. While  
 1012 the imprecise CDF result is compatible with no  $CP$  violation, the D0 result, obtained by measur-  
 1013 ing the single muon and like-sign dimuon charge asymmetries, differs by 2.8 standard deviations  
 1014 from the Standard Model expectation of  $\mathcal{A}_{\text{SL}}^{b,\text{SM}} = (-2.3 \pm 0.4) \times 10^{-4}$  [45, 170]. With a more  
 1015 sophisticated analysis in bins of the muon impact parameters, D0 conclude that the overall  
 1016 deviation of their measurements from the SM is at the level of  $3.6\sigma$ . Interpreting the observed  
 1017 asymmetries in bins of the muon impact parameters in terms of  $CP$  violation in  $B$ -meson  
 1018 mixing and in interference, and using the mixing parameters and the world-average  $b$ -hadron  
 1019 production fractions of Ref. [221], the D0 collaboration extracts [170] values for  $\mathcal{A}_{\text{SL}}^d$  and  $\mathcal{A}_{\text{SL}}^s$   
 1020 and their correlation coefficient<sup>9</sup>, as shown in Table 18. However, the various contributions to  
 1021 the total quoted uncertainties from this analysis and from the external inputs are not given, so  
 1022 the adjustment of these results to different or more recent values of the external inputs cannot  
 1023 (easily) be done.

1024 Finally, direct determinations of  $\mathcal{A}_{\text{SL}}^s$ , also shown in Table 18, have been obtained by D0 [222]  
 1025 and LHCb [223] from the time-integrated charge asymmetry of untagged  $B_s^0 \rightarrow D_s^- \mu^+ \nu X$   
 1026 decays.

1027 Using a two-dimensional fit, all measurements of  $\mathcal{A}_{\text{SL}}^d$  and  $\mathcal{A}_{\text{SL}}^s$  obtained by D0 and LHCb  
 1028 are combined with the  $B$ -factory average of Table 17. Correlations are taken into account as  
 1029 shown in Table 18. The results, displayed graphically in Fig. 7, are

$$\mathcal{A}_{\text{SL}}^d = -0.0021 \pm 0.0017 \iff |q_d/p_d| = 1.0010 \pm 0.0008, \quad (74)$$

$$\mathcal{A}_{\text{SL}}^s = -0.0006 \pm 0.0028 \iff |q_s/p_s| = 1.0003 \pm 0.0014, \quad (75)$$

$$\rho(\mathcal{A}_{\text{SL}}^d, \mathcal{A}_{\text{SL}}^s) = -0.054, \quad (76)$$

1030 where  $\rho(\mathcal{A}_{\text{SL}}^d, \mathcal{A}_{\text{SL}}^s)$  is the correlation coefficient between the two measured parameters, and the

---

<sup>9</sup> In each impact parameter bin  $i$  the measured same-sign dimuon asymmetry is interpreted as  $A_i = K_i^s \mathcal{A}_{\text{SL}}^s + K_i^d \mathcal{A}_{\text{SL}}^d + \lambda K_i^{\text{int}} \Delta\Gamma_d/\Gamma_d$ , where the factors  $K_i^s$ ,  $K_i^d$  and  $K_i^{\text{int}}$  are obtained by D0 from Monte Carlo simulation. The D0 publication [170] assumes  $\lambda = 1$ , but it has been demonstrated subsequently that  $\lambda \leq 0.49$  [171]. This particular point invalidates the  $\Delta\Gamma_d/\Gamma_d$  result published by D0, but not the  $\mathcal{A}_{\text{SL}}^d$  and  $\mathcal{A}_{\text{SL}}^s$  results. As stated by D0, their  $\mathcal{A}_{\text{SL}}^d$  and  $\mathcal{A}_{\text{SL}}^s$  results assume the above expression for  $A_i$ , *i.e.* that the observed asymmetries are due to  $CP$  violation in  $B$  mixing. As long as this assumption is not shown to be wrong (or withdrawn by D0), we include the  $\mathcal{A}_{\text{SL}}^d$  and  $\mathcal{A}_{\text{SL}}^s$  results in our world average.

Table 18: Measurements of  $CP$  violation in  $B^0$  and  $B_s^0$  mixing, together with their correlations  $\rho(\mathcal{A}_{\text{SL}}^s, \mathcal{A}_{\text{SL}}^d)$  and their two-dimensional average. Only total errors are quoted.

Exp. & Ref.	Method	Measured $\mathcal{A}_{\text{SL}}^d$	Measured $\mathcal{A}_{\text{SL}}^s$	$\rho(\mathcal{A}_{\text{SL}}^d, \mathcal{A}_{\text{SL}}^s)$
$B$ -factory average of Table 17		$-0.0019 \pm 0.0027$		
D0 [218, 222]	$B_{(s)}^0 \rightarrow D_{(s)}^{(*)-} \mu^+ \nu X$	$+0.0068 \pm 0.0047$	$-0.0112 \pm 0.0076$	+0.
LHCb [219, 223]	$B_{(s)}^0 \rightarrow D_{(s)}^{(*)-} \mu^+ \nu X$	$-0.0002 \pm 0.0036$	$+0.0039 \pm 0.0033$	+0.13
Average of above		$+0.0000 \pm 0.0019$	$+0.0016 \pm 0.0030$	+0.066
D0 [170]	muons & dimuons	$-0.0062 \pm 0.0043$	$-0.0082 \pm 0.0099$	-0.61
Average of all above		$-0.0021 \pm 0.0017$	$-0.0006 \pm 0.0028$	-0.054

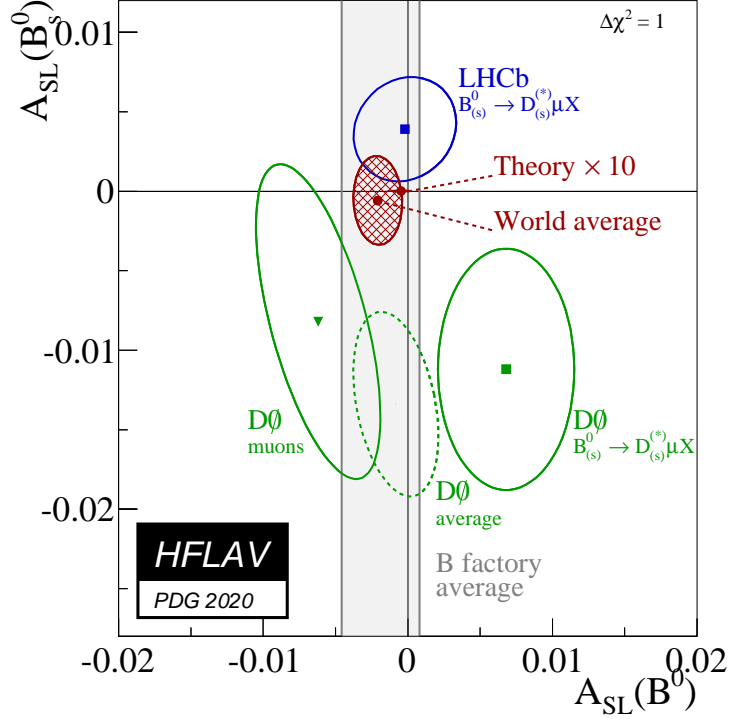


Figure 7: Measurements of  $\mathcal{A}_{\text{SL}}^d$  and  $\mathcal{A}_{\text{SL}}^s$  listed in Table 18 ( $B$ -factory average as the grey band, D0 measurements as the green ellipses, LHCb measurements as the blue ellipse) together with their two-dimensional average (red hatched ellipse). The red point close to (0,0) is the Standard Model prediction of Ref. [87] with error bars multiplied by 10. The prediction and the experimental world average deviate from each other by  $0.5\sigma$ .

relation between  $\mathcal{A}_{\text{SL}}^q$  and  $|q_q/p_q|$  is given in Eq. (51).<sup>10</sup> However, the fit  $\chi^2$  probability is only 4.5%. This is mostly due to an overall discrepancy between the D0 and LHCb averages at the level of  $2.2\sigma$ . Since the assumptions underlying the inclusion of the D0 muon results in the average<sup>9</sup> are somewhat controversial [224], we also provide in Table 18 an average excluding these results.

The above averages show no evidence of  $CP$  violation in  $B^0$  or  $B_s^0$  mixing. They deviate by  $0.5\sigma$  from the very small predictions of the Standard Model (SM),  $\mathcal{A}_{\text{SL}}^{d,\text{SM}} = -(4.73 \pm 0.42) \times 10^{-4}$  and  $\mathcal{A}_{\text{SL}}^{s,\text{SM}} = +(2.06 \pm 0.18) \times 10^{-5}$  [87]. Given the current experimental uncertainties, there is still significant room for a possible new physics contribution, in particular in the  $B_s^0$  system. In this respect, the deviation of the D0 dimuon asymmetry [170] from expectation has generated significant interest. However, the recent  $\mathcal{A}_{\text{SL}}^s$  and  $\mathcal{A}_{\text{SL}}^d$  results from LHCb are not precise enough yet to settle the issue. It has been pointed out [225] that the D0 dimuon result can be reconciled with the SM expectations of  $\mathcal{A}_{\text{SL}}^s$  and  $\mathcal{A}_{\text{SL}}^d$  if there are non-SM sources of  $CP$  violation in the semileptonic decays of the  $b$  and  $c$  quarks. A Run 1 ATLAS study [226] of charge asymmetries in muon+jets  $t\bar{t}$  events, in which a  $b$ -hadron decays semileptonically to a soft muon, yields results with limited statistical precision, compatible both with the D0 dimuon asymmetry and with the SM predictions.

At the more fundamental level,  $CP$  violation in  $B_s^0$  mixing is caused by the weak phase difference  $\phi_{12}^s$  defined in Eq. (55). The SM prediction for this phase is tiny [42, 88],

$$\phi_{12}^{s,\text{SM}} = 0.0046 \pm 0.0012. \quad (77)$$

However, new physics in  $B_s^0$  mixing could change the observed phase to

$$\phi_{12}^s = \phi_{12}^{s,\text{SM}} + \phi_{12}^{s,\text{NP}}. \quad (78)$$

Using Eq. (54), the current knowledge of  $\mathcal{A}_{\text{SL}}^s$ ,  $\Delta\Gamma_s$  and  $\Delta m_s$ , given in Eqs. (75), (64), and (65) respectively, yields an experimental determination of  $\phi_{12}^s$ ,

$$\tan \phi_{12}^s = \mathcal{A}_{\text{SL}}^s \frac{\Delta m_s}{\Delta\Gamma_s} = -0.1 \pm 0.6, \quad (79)$$

which represents only a very weak constraint.

#### 5.2.4 Mixing-induced $CP$ violation in $B_s^0$ decays

$CP$  violation arising in the interference between  $B_s^0 - \bar{B}_s^0$  mixing and decay is a very active field in which large experimental progress has been achieved in the last decade. The main observable is the phase  $\phi_s^{\bar{c}\bar{c}s}$ , which describes  $CP$  violation in the interference between  $B_s^0$  mixing and decay in  $b \rightarrow c\bar{c}s$  transitions.

The golden mode for such studies is  $B_s^0 \rightarrow J/\psi \phi$ , followed by  $J/\psi \rightarrow \mu^+ \mu^-$  and  $\phi \rightarrow K^+ K^-$ , for which a full angular analysis of the decay products is performed to statistically separate the  $CP$ -even and  $CP$ -odd contributions in the final state. As already mentioned in Sec. 5.2.2, CDF [172], D0 [173], ATLAS [174–176], CMS [177, 178] and LHCb [179–183] have used both untagged and tagged  $B_s^0 \rightarrow J/\psi \phi$  (and more generally  $B_s^0 \rightarrow (c\bar{c})K^+K^-$ ) decays for

<sup>10</sup> Early analyses and the PDG use the complex parameter  $\epsilon_B = (p_q - q_q)/(p_q + q_q)$  for the  $B^0$ ; if  $CP$  violation in the mixing is small,  $\mathcal{A}_{\text{SL}}^d \cong 4\text{Re}(\epsilon_B)/(1+|\epsilon_B|^2)$  and the average of Eq. (74) corresponds to  $\text{Re}(\epsilon_B)/(1+|\epsilon_B|^2) = -0.0005 \pm 0.0004$ .

the measurement of  $\phi_s^{c\bar{c}s}$ . LHCb [93, 227] has used  $B_s^0 \rightarrow J/\psi \pi^+ \pi^-$  events, analyzed with a full amplitude model including several  $\pi^+ \pi^-$  resonances (*e.g.*,  $f_0(980)$ ), although the  $J/\psi \pi^+ \pi^-$  final state had already been shown to have a  $CP$ -odd fraction larger than 0.977 at 95% CL [228]. In addition, LHCb has used the  $B_s^0 \rightarrow D_s^+ D_s^-$  channel [229] to measure  $\phi_s^{c\bar{c}s}$ .

All CDF, D0, ATLAS and CMS analyses provide two mirror solutions related by the transformation  $(\Delta\Gamma_s, \phi_s^{c\bar{c}s}) \rightarrow (-\Delta\Gamma_s, \pi - \phi_s^{c\bar{c}s})$ . However, the LHCb analysis of  $B_s^0 \rightarrow J/\psi K^+ K^-$  resolves this ambiguity and rules out the solution with negative  $\Delta\Gamma_s$  [86], a result in agreement with the Standard Model expectation. Therefore, in what follows, we only consider the solution with  $\Delta\Gamma_s > 0$ .

In the  $B_s^0 \rightarrow J/\psi \phi$  and  $B_s^0 \rightarrow J/\psi K^+ K^-$  analyses,  $\phi_s^{c\bar{c}s}$  and  $\Delta\Gamma_s$  come from a simultaneous fit that determines also the  $B_s^0$  lifetime, the longitudinal and perpendicular  $\phi$  polarisation amplitudes  $|A_0|^2$  and  $|A_\perp|^2$ , the S-wave amplitude  $|A_S|^2$ , and the strong phases. While the correlation between  $\phi_s^{c\bar{c}s}$  and all other parameters is small, the correlations between  $\Delta\Gamma_s$ ,  $\Gamma_s$  and the polarisation amplitudes are sizeable. Therefore the full set of parameters provided by the measurements are combined in a multidimensional fit that considers the correlations between them. The combination uses the single-experiment averages provided by ATLAS [176], CMS [178] and LHCb [183].

As second-order loop processes could have different contributions to  $\phi_s^{c\bar{c}s}$ , we perform two combinations. In the first one, we perform a combination of all the CDF [172], D0 [173], ATLAS [174–176], CMS [177, 178] and LHCb [93, 179–183, 227, 229] results listed in Table 19. The second one uses only the  $B_s^0 \rightarrow J/\psi \phi$  measurements [172–179, 182, 183].

ATLAS [176] measures two solutions for the strong phases  $\delta_\perp$  and  $\delta_\parallel$ . Using one or the other only leads to minor differences in the main parameters of interest,  $\phi_s^{c\bar{c}s}$ ,  $\Delta\Gamma_s$  and  $\Gamma_s$ . For simplicity, in this average, only solution (a) is used. As some analyses fix or constrain  $\Delta m_s$ , in this average it is fixed to  $17.757 \text{ ps}^{-1}$  [1], which is the value used in most measurements. Furthermore,  $|\lambda|$  is considered an independent observable in each decay mode, and is fixed to 1 for  $B_s^0 \rightarrow J/\psi \phi$ . As the different  $B_s^0 \rightarrow J/\psi \phi$  analyses use different  $m(K^+ K^-)$  regions, the S-wave amplitude phases and fractions in the measurements that report them are mapped to the  $m(K^+ K^-)$  region used by CMS [177, 178], by arbitrary choice. The mapping is introduced as a transformation of the S-wave fractions of ATLAS and LHCb, assuming that the S wave component is the  $f_0$  resonance and the P wave component is the  $\phi$  resonance. While the  $\phi$  presence is very clear and its shape is well measured, the shape of the S wave is not known well. Therefore, the impact of the S-wave on the average of the parameters of interest,  $\phi_s^{c\bar{c}s}$ ,  $\Gamma_s$ ,  $\Delta\Gamma_s$ , is studied assuming different S-wave mass shapes, such as a constant, and with variations to the parameters of the P- and S-wave amplitudes. The effect is found to be negligible in all cases. In some decay channels, LHCb measures  $\Gamma_s - \Gamma_d$  [180, 181, 183] instead of  $\Gamma_s$ . References [180, 181] also quote  $\Gamma_s$  assuming a  $\tau_{B^0}$  value of 1.520 ps. Therefore, in the combination the same  $\tau_{B^0}$  value is assumed.

Using the same approach as discussed in Sec. 5.2.2 to address the tension between the  $B_s^0 \rightarrow J/\psi \phi$  measurements of ATLAS [175, 176], CMS [177, 178] and LHCb [179, 183], the total uncertainty for each parameter in each  $B_s^0 \rightarrow J/\psi \phi$  set of results by ATLAS, CDF, D0, CMS and LHCb is scaled up in a way that results in an agreement of  $1\sigma$ . The resulting scale factors are summarised in Table 20.

Given the increasing experimental precision of the LHC results, we have stopped using the two-dimensional  $\Delta\Gamma_s - \phi_s^{c\bar{c}s}$  histograms provided by the CDF and D0 collaborations, and are now approximating them with two-dimensional Gaussian likelihoods.

Table 19: Direct experimental measurements of  $\phi_s^{c\bar{c}s}$ ,  $\Delta\Gamma_s$  and  $\Gamma_s$  using  $B_s^0 \rightarrow J/\psi\phi$ ,  $J/\psi K^+K^-$ ,  $\psi(2S)\phi$ ,  $J/\psi\pi^+\pi^-$  and  $D_s^+D_s^-$  decays. The first error is due to statistics, the second one to systematics. The last (last but one) line gives our averages, where the  $\Delta\Gamma_s$  uncertainties have been multiplied by 1.78 (1.72) to account for inconsistencies between the  $B_s^0 \rightarrow J/\psi\phi$  measurements. Only solution (a) of Ref. [176] is used.

Exp.	Mode	Dataset	$\phi_s^{c\bar{c}s}$	$\Delta\Gamma_s$ (ps <sup>-1</sup> )	Ref.
CDF	$J/\psi\phi$	9.6 fb <sup>-1</sup>	$[-0.60, +0.12]$ , 68% CL	$+0.068 \pm 0.026 \pm 0.009$	[172]
D0	$J/\psi\phi$	8.0 fb <sup>-1</sup>	$-0.55^{+0.38}_{-0.36}$	$+0.163^{+0.065}_{-0.064}$	[173]
ATLAS	$J/\psi\phi$	4.9 fb <sup>-1</sup>	$+0.12 \pm 0.25 \pm 0.05$	$+0.053 \pm 0.021 \pm 0.010$	[174]
ATLAS	$J/\psi\phi$	14.3 fb <sup>-1</sup>	$-0.110 \pm 0.082 \pm 0.042$	$+0.101 \pm 0.013 \pm 0.007$	[175]
ATLAS	$J/\psi\phi$	80.5 fb <sup>-1</sup>	$-0.081 \pm 0.041 \pm 0.022$	$+0.0607 \pm 0.0047 \pm 0.0043$	[176]
ATLAS	above 3 combined		$-0.087 \pm 0.036 \pm 0.021$	$+0.0657 \pm 0.0043 \pm 0.0037$	[176]
CMS	$J/\psi\phi$	19.7 fb <sup>-1</sup>	$-0.075 \pm 0.097 \pm 0.031$	$+0.095 \pm 0.013 \pm 0.007$	[177]
CMS	$J/\psi\phi$	96.4 fb <sup>-1</sup>	$-0.011 \pm 0.050 \pm 0.010$	$+0.114 \pm 0.0014 \pm 0.0007$	[178]
CMS	above 2 combined		$-0.021 \pm 0.044 \pm 0.010$	$+0.1032 \pm 0.0095 \pm 0.0048$	[178]
LHCb	$J/\psi\phi$	3.0 fb <sup>-1</sup>	$-0.058 \pm 0.049 \pm 0.006$	$+0.0805 \pm 0.0091 \pm 0.0032$	[179]
LHCb	$J/\psi\pi^+\pi^-$	3.0 fb <sup>-1</sup>	$+0.070 \pm 0.068 \pm 0.008$	—	[227]
LHCb	$J/\psi K^+K^-$ <sup>a</sup>	3.0 fb <sup>-1</sup>	$+0.119 \pm 0.107 \pm 0.034$	$+0.066 \pm 0.018 \pm 0.010$	[180]
LHCb	$\psi(2S)\phi$	3.0 fb <sup>-1</sup>	$+0.23^{+0.29}_{-0.28} \pm 0.02$	$+0.066^{+0.41}_{-0.44} \pm 0.007$	[181]
LHCb	$D_s^+D_s^-$	3.0 fb <sup>-1</sup>	$+0.02 \pm 0.17 \pm 0.02$	—	[229]
LHCb	$J/\psi\pi^+\pi^-$	1.9 fb <sup>-1</sup> <sup>b</sup>	$-0.057 \pm 0.060 \pm 0.011$	—	[93]
LHCb	$J/\psi\phi$	1.9 fb <sup>-1</sup> <sup>b</sup>	$-0.083 \pm 0.041 \pm 0.006$	$+0.077 \pm 0.008 \pm 0.003$	[183]
LHCb	above 7 combined		$-0.042 \pm 0.025$	$+0.0813 \pm 0.0048$	[183]
LHCb	$J/\psi\phi^c$	3.0 fb <sup>-1</sup>	$+0.00 \pm 0.28 \pm 0.07$	$+0.115 \pm 0.045 \pm 0.011$	[182]
$B_s^0 \rightarrow J/\psi\phi$ combined			$-0.070 \pm 0.022$	$+0.074 \pm 0.006$	
All combined			$-0.049 \pm 0.019$	$+0.077 \pm 0.006$	

<sup>a</sup>  $m(K^+K^-) > 1.05$  GeV/ $c^2$     <sup>b</sup> Run 2    <sup>c</sup>  $J/\psi \rightarrow e^+e^-$

We obtain the individual and combined contours shown in Fig. 8. Maximizing the likelihood, we find, as summarized in Table 19,

$$\Delta\Gamma_s = +0.077 \pm 0.006 \text{ ps}^{-1}, \quad (80)$$

$$\phi_s^{c\bar{c}s} = -0.049 \pm 0.019. \quad (81)$$

This  $\Delta\Gamma_s$  average is consistent but highly correlated with the average of Eq. (64). Our final recommended average for  $\Delta\Gamma_s$  is the one of Eq. (64), which includes all available information on this quantity. The complete set of averaged parameters are listed in Table 20, and their correlations are in Table 21.

In the Standard Model and ignoring sub-leading penguin contributions,  $\phi_s^{c\bar{c}s}$  is expected to be equal to  $-2\beta_s$ , where  $\beta_s = \arg[-(V_{ts}V_{tb}^*)/(V_{cs}V_{cb}^*)]$  is a phase analogous to the angle  $\beta$  of the usual CKM unitarity triangle (aside from a sign change). An indirect determination via

Table 20: Results of the averaging procedure, including the fit results and the scale factors of the individual parameters, for all  $b \rightarrow c\bar{c}s$  modes (second and third column) and for  $B_s^0 \rightarrow J/\psi \phi$  modes only (fourth and fifth column).

Parameter	all $b \rightarrow c\bar{c}s$		$B_s^0 \rightarrow J/\psi \phi$	
	fit result	scale factor	fit result	scale factor
$ A_0 ^2$	$0.520 \pm 0.003$	1.46	$0.519 \pm 0.003$	1.46
$ A_\perp ^2$	$0.253 \pm 0.006$	2.45	$0.254 \pm 0.006$	2.37
$ A_S ^2$	$0.030 \pm 0.005$	1.00	$0.030 \pm 0.005$	1.00
$\delta_\parallel$	$3.18 \pm 0.06$	1.46	$3.18 \pm 0.06$	1.46
$\delta_\perp$	$3.08 \pm 0.12$	2.04	$3.08 \pm 0.13$	2.07
$\delta_S - \delta_\perp$	$0.23 \pm 0.05$	1.00	$0.23 \pm 0.05$	1.00
$\Gamma_s$	$0.663 \pm 0.004 \text{ ps}^{-1}$	2.60	$0.664 \pm 0.004 \text{ ps}^{-1}$	2.44
$\Delta\Gamma_s$	$+0.077 \pm 0.006 \text{ ps}^{-1}$	1.78	$+0.074 \pm 0.006 \text{ ps}^{-1}$	1.72
$\phi_s$	$-0.049 \pm 0.019$	1.00	$-0.070 \pm 0.022$	1.00

Table 21: Correlation tables of the averaged observables from the fit to all  $b \rightarrow c\bar{c}s$  modes (top) and to the  $B_s^0 \rightarrow J/\psi \phi$  modes only (bottom).

Parameter	$ A_0 ^2$	$ A_\perp ^2$	$ A_S ^2$	$\delta_\parallel$	$\delta_\perp$	$\delta_S - \delta_\perp$	$\Gamma_s$	$\Delta\Gamma_s$	$\phi_s$
$ A_0 ^2$	1.00	-0.67	0.08	-0.03	-0.04	-0.05	-0.09	0.28	-0.01
$ A_\perp ^2$		1.00	-0.03	-0.03	0.01	0.04	0.15	-0.4	0.01
$ A_S ^2$			1.00	-0.02	-0.03	-0.10	0.03	0.00	0.00
$\delta_\parallel$				1.00	0.21	-0.01	-0.01	0.01	0.00
$\delta_\perp$					1.00	0.00	-0.02	-0.02	0.01
$\delta_S - \delta_\perp$						1.0	-0.02	-0.01	0.00
$\Gamma_s$							1.00	-0.24	-0.01
$\Delta\Gamma_s$								1.00	-0.02
$\phi_s$									1.00
Parameter	$ A_0 ^2$	$ A_\perp ^2$	$ A_S ^2$	$\delta_\parallel$	$\delta_\perp$	$\delta_S - \delta_\perp$	$\Gamma_s$	$\Delta\Gamma_s$	$\phi_s$
$ A_0 ^2$	1.00	-0.68	0.08	-0.03	-0.04	-0.05	-0.12	0.32	-0.01
$ A_\perp ^2$		1.00	-0.03	-0.03	0.00	0.04	0.19	-0.45	0.01
$ A_S ^2$			1.00	-0.03	-0.04	-0.09	0.03	0.01	0.0
$\delta_\parallel$				1.00	0.20	-0.01	-0.01	0.01	0.01
$\delta_\perp$					1.00	-0.01	-0.02	-0.02	0.03
$\delta_S - \delta_\perp$						1.0	-0.02	0.00	0.00
$\Gamma_s$							1.00	-0.32	-0.01
$\Delta\Gamma_s$								1.00	0.00
$\phi_s$									1.00



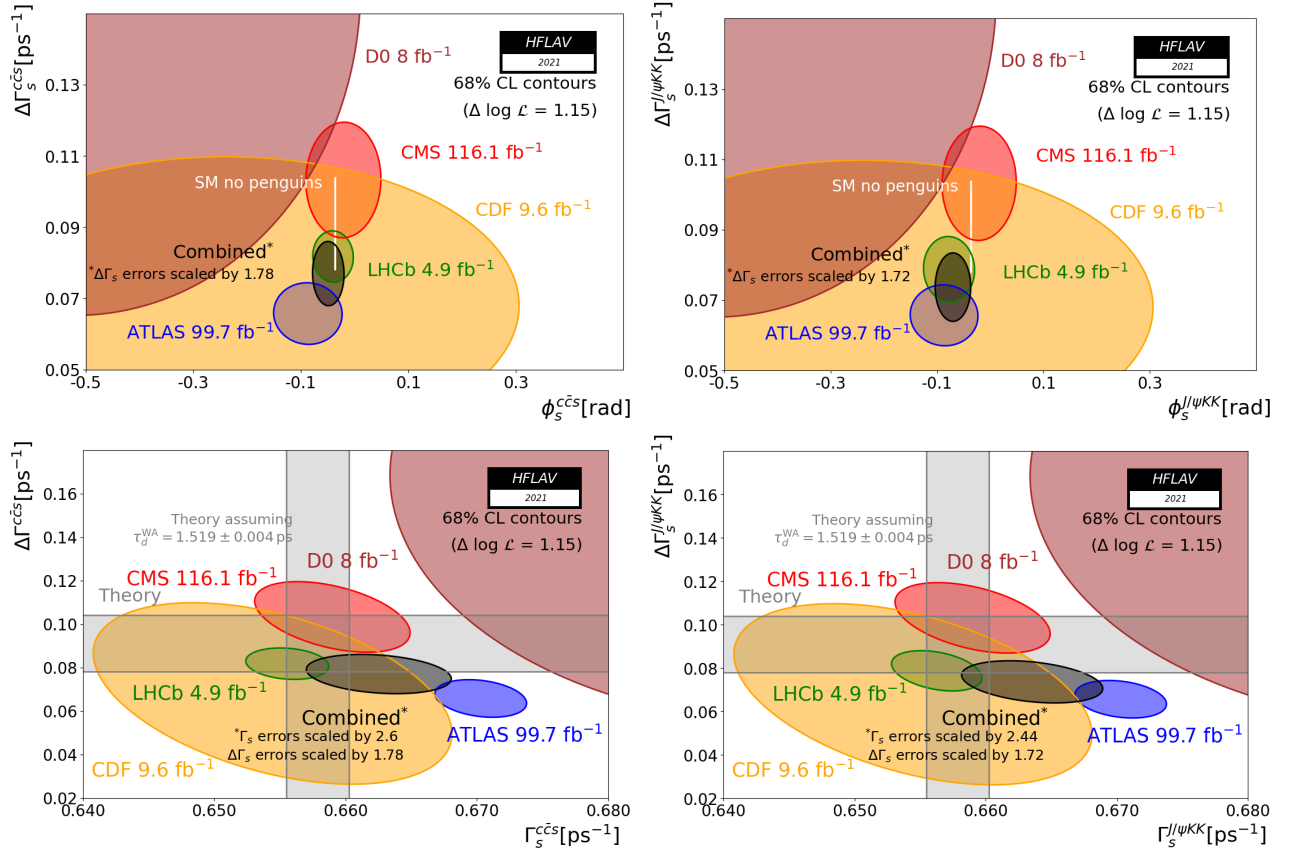


Figure 8: 68% CL regions shown in the  $(\phi_s^{ccs}, \Delta\Gamma_s)$  plane on the top and in the  $(\Gamma_s, \Delta\Gamma_s)$  plane on the bottom, for individual experiments and their combination. The left plots are obtained from all CDF [172], D0 [173], ATLAS [174–176], CMS [177, 178] and LHCb [93, 179–183, 227, 229] measurements of  $B_s^0 \rightarrow J/\psi\phi$ ,  $B_s^0 \rightarrow J/\psi K^+K^-$ ,  $B_s^0 \rightarrow \psi(2S)\phi$ ,  $B_s^0 \rightarrow J/\psi\pi^+\pi^-$  and  $B_s^0 \rightarrow D_s^+D_s^-$  decays, while the right plots are obtained from  $B_s^0 \rightarrow J/\psi\phi$  measurements only [172–179, 182, 183]. The expectation within the Standard Model neglecting penguin contributions [42, 45, 87, 88, 169] is shown as the white rectangle in the top plots. The  $\Gamma_s$  theory value in the bottom plots is calculated from Ref. [56] assuming the experimental world average for the  $B^0$  lifetime,  $1.519 \pm 0.004$  ps.

1119 global fits to experimental data gives [169]

$$(\phi_s^{ccs})^{\text{SM}} = -2\beta_s = -0.0368_{-0.0009}^{+0.0006}. \quad (82)$$

1120 The average value of  $\phi_s^{ccs}$  from Eq. (81) is consistent with this Standard Model expectation.  
 1121 Penguin contributions to  $\phi_s^{ccs}$  from  $B_s^0 \rightarrow J/\psi\phi$  are calculated to be smaller than 0.021 in  
 1122 magnitude [230–232] but may become relevant if future measurements reduce the error in  
 1123 Eq. (81). There are no reliable estimates of the penguin contribution to  $B_s^0 \rightarrow J/\psi f_0$ .

1124 From its measurements of time-dependent  $CP$  violation in  $B_s^0 \rightarrow K^+K^-$  decays, the LHCb  
 1125 collaboration has determined the  $B_s^0$  mixing phase to be  $-2\beta_s = -0.12_{-0.12}^{+0.14}$  [233], assuming a U-  
 1126 spin relation (with up to 50% breaking effects) between the decay amplitudes of  $B_s^0 \rightarrow K^+K^-$   
 1127 and  $B^0 \rightarrow \pi^+\pi^-$ , and a value of the CKM angle  $\gamma$  of  $(70.1 \pm 7.1)^\circ$ . This determination is  
 1128 compatible with, and less precise than, the world average of  $\phi_s^{ccs}$  from Eq. (81).

1129 New physics could contribute to  $\phi_s^{c\bar{c}s}$ . Assuming that new physics only enters in  $M_{12}^s$  (rather  
 1130 than in  $\Gamma_{12}^s$ ), one can write [45]

$$\phi_s^{c\bar{c}s} = -2\beta_s + \phi_{12}^{s,\text{NP}}, \quad (83)$$

1131 where the new physics phase  $\phi_{12}^{s,\text{NP}}$  is the same as that appearing in Eq. (78). In this case

$$\phi_{12}^s = \phi_{12}^{s,\text{SM}} + 2\beta_s + \phi_s^{c\bar{c}s} = -0.008 \pm 0.019, \quad (84)$$

1132 where the numerical estimation was performed with the values of Eqs. (77), (82), and (81).  
 1133 Keeping in mind the approximation and assumption mentioned above, this can serve as a  
 1134 reference value to which the measurement of Eq. (79) can be compared.

## 6 Measurements related to Unitarity Triangle angles

We provide averages of measurements obtained from analyses of decay-time-dependent asymmetries and other quantities that are related to the angles of the Unitarity Triangle (UT). Straightforward interpretations of the averages are given, where possible. However, no attempt to extract the angles is made in cases where considerable theoretical input is required to do so.

In Sec. 6.1 a brief introduction to the relevant phenomenology is given. In Sec. 6.2 an attempt is made to clarify the various different notations in use. In Sec. 6.3 the common inputs to which experimental results are rescaled in the averaging procedure are listed. We also briefly introduce the treatment of experimental uncertainties. In the remainder of this chapter, the experimental results and their averages are given, divided into subsections based on the underlying quark-level decays. All the measurements reported are quantities determined from decay-time-dependent analyses, with the exception of several in Sec. 6.15, which are related to the UT angle  $\gamma$  and are obtained from decay-time-integrated analyses. In the compilations of measurements, indications of the sizes of the data samples used by each experiment are given. For the  $e^+e^- B$  factory experiments, this is quoted in terms of the number of  $B\bar{B}$  pairs in the data sample, while the integrated luminosity is given for experiments at hadron colliders.

### 6.1 Introduction

In the Standard Model, the Cabibbo-Kobayashi-Maskawa (CKM) quark-mixing matrix is a unitary matrix, conventionally written as the product of three (complex) rotation matrices [234]. The rotations are parametrised by the Euler mixing angles between the generations,  $\theta_{12}$ ,  $\theta_{13}$  and  $\theta_{23}$ , and one overall phase  $\delta$ ,

$$V = \begin{pmatrix} V_{ud} & V_{us} & V_{ub} \\ V_{cd} & V_{cs} & V_{cb} \\ V_{td} & V_{ts} & V_{tb} \end{pmatrix} = \begin{pmatrix} c_{12}c_{13} & s_{12}c_{13} & s_{13}e^{-i\delta} \\ -s_{12}c_{23} - c_{12}s_{23}s_{13}e^{i\delta} & c_{12}c_{23} - s_{12}s_{23}s_{13}e^{i\delta} & s_{23}c_{13} \\ s_{12}s_{23} - c_{12}c_{23}s_{13}e^{i\delta} & -c_{12}s_{23} - s_{12}c_{23}s_{13}e^{i\delta} & c_{23}c_{13} \end{pmatrix}, \quad (85)$$

where  $c_{ij} = \cos \theta_{ij}$ ,  $s_{ij} = \sin \theta_{ij}$  for  $i < j = 1, 2, 3$ .

The often used Wolfenstein parametrisation [235] involves the replacements [236]

$$\begin{aligned} s_{12} &\equiv \lambda, \\ s_{23} &\equiv A\lambda^2, \\ s_{13}e^{-i\delta} &\equiv A\lambda^3(\rho - i\eta). \end{aligned} \quad (86)$$

The observed hierarchy among the CKM matrix elements is captured by the small value of  $\lambda$ , in which a Taylor expansion of  $V$  leads to the familiar approximation

$$V = \begin{pmatrix} 1 - \lambda^2/2 & \lambda & A\lambda^3(\rho - i\eta) \\ -\lambda & 1 - \lambda^2/2 & A\lambda^2 \\ A\lambda^3(1 - \rho - i\eta) & -A\lambda^2 & 1 \end{pmatrix} + \mathcal{O}(\lambda^4). \quad (87)$$

At order  $\lambda^5$ , the CKM matrix in this parametrisation is

$$V = \begin{pmatrix} 1 - \frac{1}{2}\lambda^2 - \frac{1}{8}\lambda^4 & \lambda & A\lambda^3(\rho - i\eta) \\ -\lambda + \frac{1}{2}A^2\lambda^5[1 - 2(\rho + i\eta)] & 1 - \frac{1}{2}\lambda^2 - \frac{1}{8}\lambda^4(1 + 4A^2) & A\lambda^2 \\ A\lambda^3[1 - (1 - \frac{1}{2}\lambda^2)(\rho + i\eta)] & -A\lambda^2 + \frac{1}{2}A\lambda^4[1 - 2(\rho + i\eta)] & 1 - \frac{1}{2}A^2\lambda^4 \end{pmatrix} + \mathcal{O}(\lambda^6). \quad (88)$$

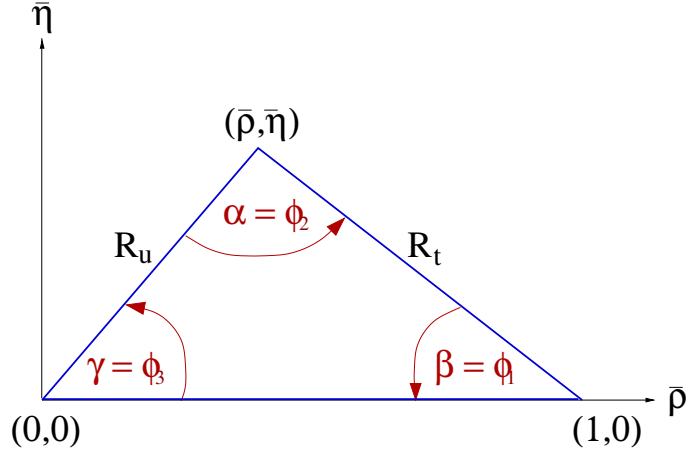


Figure 9: The Unitarity Triangle.

1162 A non-zero value of  $\eta$  implies that the CKM matrix is not purely real, and is the source of  
 1163  $CP$  violation in the Standard Model. This is encapsulated in a parametrisation-invariant way  
 1164 through the Jarlskog parameter  $J = \text{Im}(V_{us}V_{cb}V_{ub}^*V_{cs}^*)$  [237], which is non-zero if and only if  
 1165  $CP$  violation exists.

1166 The unitarity relation  $V^\dagger V = 1$  results in a total of nine equations, which can be written  
 1167 as  $\sum_{i=u,c,t} V_{ij}^* V_{ik} = \delta_{jk}$ , where  $\delta_{jk}$  is the Kronecker symbol. Of the off-diagonal expressions  
 1168 ( $j \neq k$ ), three can be transformed into the other three (under  $j \leftrightarrow k$ , corresponding to complex  
 1169 conjugation). This leaves three relations in which three complex numbers sum to zero, which  
 1170 therefore can be expressed as triangles in the complex plane. The diagonal terms yield three  
 1171 relations, in which the squares of the elements in each column of the CKM matrix sum to unity.  
 1172 Similar relations are obtained for the rows of the matrix from  $VV^\dagger = 1$ . Thus, there are in  
 1173 total six triangle relations and six sums to unity. More details about unitarity triangles can be  
 1174 found in Refs. [238–241].

1175 One of the triangle relations,

$$V_{ud}V_{ub}^* + V_{cd}V_{cb}^* + V_{td}V_{tb}^* = 0, \quad (89)$$

1176 is of particular importance to the  $B$  system, being specifically related to flavour-changing  
 1177 neutral-current  $b \rightarrow d$  transitions, and since the three terms in Eq. (89) are of the same order,  
 1178  $\mathcal{O}(\lambda^3)$ . This relation is commonly known as the Unitarity Triangle (UT). For presentational  
 1179 purposes, it is convenient to rescale the triangle by  $(V_{cd}V_{cb}^*)^{-1}$ , so that one of its sides becomes  
 1180 1, as shown in Fig. 9.

1181 Two popular naming conventions for the UT angles exist in the literature,

$$\alpha \equiv \phi_2 = \arg \left[ -\frac{V_{td}V_{tb}^*}{V_{ud}V_{ub}^*} \right], \quad \beta \equiv \phi_1 = \arg \left[ -\frac{V_{cd}V_{cb}^*}{V_{td}V_{tb}^*} \right], \quad \gamma \equiv \phi_3 = \arg \left[ -\frac{V_{ud}V_{ub}^*}{V_{cd}V_{cb}^*} \right]. \quad (90)$$

1182 In this document the  $(\alpha, \beta, \gamma)$  set is used predominantly. The sides  $R_u$  and  $R_t$  of the UT (see  
 1183 Fig. 9) are given by

$$R_u = \left| \frac{V_{ud}V_{ub}^*}{V_{cd}V_{cb}^*} \right| = \sqrt{\bar{\rho}^2 + \bar{\eta}^2}, \quad R_t = \left| \frac{V_{td}V_{tb}^*}{V_{cd}V_{cb}^*} \right| = \sqrt{(1 - \bar{\rho})^2 + \bar{\eta}^2}. \quad (91)$$

1184 Determinations of  $R_u$  rely on measurements of semileptonic  $B$  decays and are discussed in  
 1185 Chapter 7, while  $R_t$  is constrained by measurements of  $B$  meson oscillation frequencies (Chap-  
 1186 ter 5) and of rare decays (Chapter 9). The parameters  $\bar{\rho}$  and  $\bar{\eta}$  define the apex of the UT, and  
 1187 are given by [236]

$$\bar{\rho} + i\bar{\eta} \equiv -\frac{V_{ud}V_{ub}^*}{V_{cd}V_{cb}^*} \equiv 1 + \frac{V_{td}V_{tb}^*}{V_{cd}V_{cb}^*} = \frac{\sqrt{1-\lambda^2}(\rho + i\eta)}{\sqrt{1-A^2\lambda^4} + \sqrt{1-\lambda^2}A^2\lambda^4(\rho + i\eta)}. \quad (92)$$

1188 The inverse relation between  $(\rho, \eta)$  and  $(\bar{\rho}, \bar{\eta})$  is

$$\rho + i\eta = \frac{\sqrt{1-A^2\lambda^4}(\bar{\rho} + i\bar{\eta})}{\sqrt{1-\lambda^2}[1-A^2\lambda^4(\bar{\rho} + i\bar{\eta})]}. \quad (93)$$

1189 By expanding in powers of  $\lambda$ , several useful approximate expressions can be obtained, including  
 1190

$$\bar{\rho} = \rho \left(1 - \frac{1}{2}\lambda^2\right) + \mathcal{O}(\lambda^4), \quad \bar{\eta} = \eta \left(1 - \frac{1}{2}\lambda^2\right) + \mathcal{O}(\lambda^4), \quad V_{td} = A\lambda^3(1 - \bar{\rho} - i\bar{\eta}) + \mathcal{O}(\lambda^6). \quad (94)$$

1191 Recent world-average values for the Wolfenstein parameters, evaluated using many of the mea-  
 1192 surements reported in this document, are [242]

$$A = 0.8132_{-0.0060}^{+0.0119}, \quad \lambda = 0.22500_{-0.00022}^{+0.00024}, \quad \bar{\rho} = 0.1566_{-0.0048}^{+0.0085}, \quad \bar{\eta} = 0.3475_{-0.0054}^{+0.0118}. \quad (95)$$

1193 The relevant unitarity triangle for the  $b \rightarrow s$  transition is obtained by replacing  $d \leftrightarrow s$   
 1194 in Eq. (89). Definitions of the set of angles  $(\alpha_s, \beta_s, \gamma_s)$  can be obtained using equivalent  
 1195 relations to those of Eq. (90). However, this gives a value of  $\beta_s$  that is negative in the  
 1196 Standard Model, so that the sign is usually flipped in the literature; this convention, *i.e.*  
 1197  $\beta_s = \arg[-(V_{ts}V_{tb}^*)/(V_{cs}V_{cb}^*)]$ , is also followed here and in Chapter 5. Since the sides of the  
 1198  $b \rightarrow s$  unitarity triangle are not all of the same order in  $\lambda$ , the triangle is squashed, and  
 1199  $\beta_s \sim \lambda^2\eta$ .

## 1200 6.2 Notations

1201 Several different notations for  $CP$  violation parameters are commonly used. This section reviews  
 1202 those found in the experimental literature, in the hope of reducing the potential for confusion,  
 1203 and to define the frame that is used for the averages.

1204 In some cases, when  $B$  mesons decay into multibody final states via broad resonances ( $\rho$ ,  
 1205  $K^*$ , *etc.*), the experimental analyses ignore the effects of interference between the overlapping  
 1206 structures. This is referred to as the quasi-two-body (Q2B) approximation in the following.

### 1207 6.2.1 $CP$ asymmetries

1208 The  $CP$  asymmetry is defined as the difference between the rate of a decay involving a  $b$  quark  
 1209 and that involving a  $\bar{b}$  quark, divided by the sum. For example, the partial rate asymmetry for  
 1210 a charged  $B$  decay would be given as

$$\mathcal{A}_f \equiv \frac{\Gamma(B^- \rightarrow f) - \Gamma(B^+ \rightarrow \bar{f})}{\Gamma(B^- \rightarrow f) + \Gamma(B^+ \rightarrow \bar{f})}, \quad (96)$$

1211 where  $f$  and  $\bar{f}$  are  $CP$ -conjugate final states.

## 6.2.2 Time-dependent $CP$ asymmetries in decays to $CP$ eigenstates

In the case of decays to a final state  $f$ , which is a  $CP$  eigenstate with eigenvalue  $\eta_f$ , the  $B^0$  and  $\bar{B}^0$  decay amplitudes can be written as  $A_f$  and  $\bar{A}_f$ , respectively. The time-dependent decay rates for neutral  $B$  mesons, with known (*i.e.* “tagged”) flavour at time  $\Delta t = 0$ , are then given by

$$\Gamma_{\bar{B}^0 \rightarrow f}(\Delta t) = \frac{e^{-|\Delta t|/\tau(B^0)}}{4\tau(B^0)} \left[ 1 + \frac{2 \operatorname{Im}(\lambda_f)}{1 + |\lambda_f|^2} \sin(\Delta m \Delta t) - \frac{1 - |\lambda_f|^2}{1 + |\lambda_f|^2} \cos(\Delta m \Delta t) \right], \quad (97)$$

$$\Gamma_{B^0 \rightarrow f}(\Delta t) = \frac{e^{-|\Delta t|/\tau(B^0)}}{4\tau(B^0)} \left[ 1 - \frac{2 \operatorname{Im}(\lambda_f)}{1 + |\lambda_f|^2} \sin(\Delta m \Delta t) + \frac{1 - |\lambda_f|^2}{1 + |\lambda_f|^2} \cos(\Delta m \Delta t) \right]. \quad (98)$$

This formulation assumes  $CPT$  invariance and neglects a possible lifetime difference between the two physical states. The case where non-zero lifetime differences are taken into account, which must be considered for  $B_s^0$  decays, is discussed in Sec. 6.2.3.

The notation and normalisation used here are relevant for the  $e^+e^-$   $B$  factory experiments. In this case, neutral  $B$  mesons are produced via the  $e^+e^- \rightarrow \Upsilon(4S) \rightarrow B\bar{B}$  process, and the wavefunction of the produced  $B\bar{B}$  pair evolves coherently until one meson decays. When one of the pair decays into a final state that tags its flavour, the flavour of the other at that instant is known. The evolution of the other neutral  $B$  meson is therefore described in terms of  $\Delta t$ , the difference between the decay times of the two mesons in the pair. At hadron collider experiments,  $t$  is usually used in place of  $\Delta t$ , since the flavour tagging is done at production ( $t = 0$ ); due to the nature of the production in hadron colliders (incoherent  $b\bar{b}$  quark pair production with many additional associated particles), very different methods are used for tagging compared to those in  $e^+e^-$  experiments. Moreover, since negative values of  $t$  are not possible, the normalisation is such that  $\int_0^{+\infty} (\Gamma_{\bar{B}^0 \rightarrow f}(t) + \Gamma_{B^0 \rightarrow f}(t)) dt = 1$ , rather than the  $\int_{-\infty}^{+\infty} (\Gamma_{\bar{B}^0 \rightarrow f}(\Delta t) + \Gamma_{B^0 \rightarrow f}(\Delta t)) d(\Delta t) = 1$  normalization in Eqs. (97) and (98).

The term

$$\lambda_f = \frac{q}{p} \frac{\bar{A}_f}{A_f} \quad (99)$$

contains factors related to the decay amplitudes and to  $B^0$ – $\bar{B}^0$  mixing, which originates from the fact that the Hamiltonian eigenstates with physical masses and lifetimes are  $|B_{\pm}\rangle = p|B^0\rangle \pm q|\bar{B}^0\rangle$  (see Chapter 5.2, where the mass difference  $\Delta m$  is also defined). The definition of  $\lambda_f$  in Eq. (99) allows three different categories of  $CP$  violation to be distinguished, both in the  $B^0$  and  $B_s^0$  systems.

- $CP$  violation in mixing, where  $\left| \frac{q}{p} \right| \neq 1$ . The strongest constraints on the associated parameters are obtained using semileptonic decays, and are discussed in Chapter 5. There is currently no evidence for  $CP$  violation in mixing in either of the  $B^0$ – $\bar{B}^0$  or  $B_s^0$ – $\bar{B}_s^0$  systems; therefore  $\left| \frac{q}{p} \right| = 1$  is assumed throughout the discussion in this Chapter.
- $CP$  violation in decay, where  $\left| \frac{\bar{A}_f}{A_f} \right| \neq 1$ . This is the only possible category of  $CP$  violation for charged  $B$  mesons and  $b$  baryons (see, for example, results reported in Chapter 9). Several parameters measured in time-dependent analyses are also sensitive to  $CP$  violation in decay, and are discussed in this Chapter.

- $CP$  violation in the interference between mixing and decay, where  $\text{Im}(\lambda_f) \neq 0$ . Results related to this category, also referred to as mixing-induced  $CP$  violation, are reported in this Chapter.

The time-dependent  $CP$  asymmetry, again defined as the normalized difference between the decay rate involving a  $b$  quark and that involving a  $\bar{b}$  quark, is then given by

$$\mathcal{A}_f(\Delta t) \equiv \frac{\Gamma_{\bar{B}^0 \rightarrow f}(\Delta t) - \Gamma_{B^0 \rightarrow f}(\Delta t)}{\Gamma_{\bar{B}^0 \rightarrow f}(\Delta t) + \Gamma_{B^0 \rightarrow f}(\Delta t)} = \frac{2 \text{Im}(\lambda_f)}{1 + |\lambda_f|^2} \sin(\Delta m \Delta t) - \frac{1 - |\lambda_f|^2}{1 + |\lambda_f|^2} \cos(\Delta m \Delta t). \quad (100)$$

While the coefficient of the  $\sin(\Delta m \Delta t)$  term in Eq. (100) is customarily<sup>11</sup> denoted  $S_f$ :

$$S_f \equiv \frac{2 \text{Im}(\lambda_f)}{1 + |\lambda_f|^2}, \quad (101)$$

different notations are in use for the coefficient of the  $\cos(\Delta m \Delta t)$  term:

$$C_f \equiv -A_f \equiv \frac{1 - |\lambda_f|^2}{1 + |\lambda_f|^2}. \quad (102)$$

The  $C$  notation has been used by the *BABAR* collaboration (see *e.g.* Ref. [243]), and subsequently by the LHCb collaboration (see *e.g.* Ref. [244]), and is also adopted in this document. The  $A$  notation has been used by the Belle collaboration (see *e.g.* Ref. [245]). For the case when the final state is a  $CP$  eigenstate, as is being considered here, the notation  $S_{CP}$  and  $C_{CP}$  is widely used, including in this document, instead of specifying the final state  $f$ . In addition, a subscript indicating which transition is under consideration is often added to the  $S$ ,  $C$  notation, particularly when grouping together measurements with different final states mediated by the same quark-level transition.

Neglecting effects due to  $CP$  violation in mixing, if the decay amplitude contains terms with a single weak (*i.e.*  $CP$ -violating) phase then  $|\lambda_f| = 1$ , and one finds  $S_f = -\eta_f \sin(\phi_{\text{mix}} + \phi_{\text{dec}})$ ,  $C_f = 0$ , where  $\phi_{\text{mix}} = \arg(q/p)$  and  $\phi_{\text{dec}} = \arg(\bar{A}_f/A_f)$ . The  $B^0$ – $\bar{B}^0$  mixing phase  $\phi_{\text{mix}}$  is approximately equal to  $2\beta$  in the Standard Model (in the usual phase convention) [246, 247].

If amplitudes with different weak phases contribute to the decay, no clean interpretation of  $S_f$  in terms of UT angles is possible without further input. In this document, only the theoretically cleanest channels are interpreted as measurements of the weak phase (*e.g.*  $b \rightarrow c\bar{c}s$  transitions for  $\sin(2\beta)$ ), although even in these cases some care is necessary. In channels in which a second amplitude with a different weak phase to the leading amplitude contributes but is expected to be suppressed, the concept of an effective weak phase difference is sometimes used, *e.g.*  $\sin(2\beta^{\text{eff}})$  in  $b \rightarrow q\bar{q}s$  transitions.

If, in addition to having a weak phase difference, two contributing decay amplitudes have different strong (*i.e.*  $CP$ -conserving) phases, then  $|\lambda_f| \neq 1$ , and the coefficient of the cosine term becomes non-zero, indicating  $CP$  violation in decay. Additional input is then required for interpretation of the results, which in some cases is possible through theoretical relations between different decay channels. In many other modes, however, it is not possible to make a theoretically clean interpretation of  $S_f$  and  $C_f$  measurements in terms of weak phases.

---

<sup>11</sup>Occasionally one also finds Eq. (100) written as  $\mathcal{A}_f(\Delta t) = \mathcal{A}_f^{\text{mix}} \sin(\Delta m \Delta t) + \mathcal{A}_f^{\text{dir}} \cos(\Delta m \Delta t)$ , or similar.

Due to the fact that  $\sin(\Delta m \Delta t)$  and  $\cos(\Delta m \Delta t)$  are, respectively, odd and even functions of  $\Delta t$ , only small correlations (that can be induced by backgrounds, for example) between  $S_f$  and  $C_f$  are expected at an  $e^+e^-$   $B$  factory experiment, where the range of  $\Delta t$  is  $-\infty < \Delta t < +\infty$ . The situation is different for measurements at hadron collider experiments, where the range of the time variable is  $0 < t < +\infty$ , so that more sizable correlations can be expected. We include the correlations in the averages where available.

Frequently, we are interested in combining measurements governed by similar or identical short-distance physics, but with different final states (*e.g.*,  $B^0 \rightarrow J/\psi K_s^0$  and  $B^0 \rightarrow J/\psi K_L^0$ ). In this case, we remove the dependence on the  $CP$  eigenvalue of the final state by quoting  $-\eta S_f$ . In cases where the final state is not a  $CP$  eigenstate but has an effective  $CP$  content (see Sec. 6.2.4), the reported  $-\eta S$  is corrected by the effective  $CP$ .

### 6.2.3 Time-dependent distributions with non-zero decay width difference

A complete analysis of the time-dependent decay rates of neutral  $B$  mesons must also take into account the difference between the widths of the Hamiltonian eigenstates, denoted  $\Delta\Gamma$ . This is particularly important in the  $B_s^0$  system, where a non-negligible value of  $\Delta\Gamma_s$  has been established (see Chapter 5.2). The formalism given here is appropriate for measurements of  $B_s^0$  decays to a  $CP$  eigenstate  $f$  as studied at hadron colliders, but appropriate modifications for  $B^0$  mesons or for the  $e^+e^-$  environment are straightforward to make.

Neglecting  $CP$  violation in mixing, the relevant replacements for Eqs. (97) and (98) are [91]

$$\Gamma_{\bar{B}_s^0 \rightarrow f}(t) = \mathcal{N} \frac{e^{-t/\tau(B_s^0)}}{2\tau(B_s^0)} \left[ \cosh\left(\frac{\Delta\Gamma_s t}{2}\right) + S_f \sin(\Delta m_s t) - C_f \cos(\Delta m_s t) + A_f^{\Delta\Gamma} \sinh\left(\frac{\Delta\Gamma_s t}{2}\right) \right] \quad (103)$$

and

$$\Gamma_{B_s^0 \rightarrow f}(t) = \mathcal{N} \frac{e^{-t/\tau(B_s^0)}}{2\tau(B_s^0)} \left[ \cosh\left(\frac{\Delta\Gamma_s t}{2}\right) - S_f \sin(\Delta m_s t) + C_f \cos(\Delta m_s t) + A_f^{\Delta\Gamma} \sinh\left(\frac{\Delta\Gamma_s t}{2}\right) \right], \quad (104)$$

where  $S_f$  and  $C_f$  are as defined in Eqs. (101) and (102), respectively,  $\tau(B_s^0) = 1/\Gamma_s$  is defined in Sec. 5.1.3, and the coefficient of the sinh term is<sup>12</sup>

$$A_f^{\Delta\Gamma} = -\frac{2 \operatorname{Re}(\lambda_f)}{1 + |\lambda_f|^2}. \quad (105)$$

With the requirement  $\int_0^{+\infty} [\Gamma_{\bar{B}_s^0 \rightarrow f}(t) + \Gamma_{B_s^0 \rightarrow f}(t)] dt = 1$ , the normalisation factor is fixed to

$$\mathcal{N} = \left(1 - \left(\frac{\Delta\Gamma_s}{2\Gamma_s}\right)^2\right) / \left(1 + \frac{A_f^{\Delta\Gamma} \Delta\Gamma_s}{2\Gamma_s}\right).^{13}$$

A time-dependent analysis of  $CP$  asymmetries in flavour-tagged  $B_s^0$  decays to a  $CP$  eigenstate  $f$  can thus determine the parameters  $S_f$ ,  $C_f$  and  $A_f^{\Delta\Gamma}$ . Note that, by definition,

$$(S_f)^2 + (C_f)^2 + (A_f^{\Delta\Gamma})^2 = 1, \quad (106)$$

<sup>12</sup>As ever, alternative and conflicting notations appear in the literature. One popular alternative notation for this parameter is  $\mathcal{A}_{\Delta\Gamma}$ . Particular care must be taken regarding the signs.

<sup>13</sup>The prefactor of  $\mathcal{N}/2\tau(B_s^0)$  in Eqs. (101) and (102) has been chosen so that  $\mathcal{N} = 1$  in the limit  $\Delta\Gamma_s = 0$ . In the  $e^+e^-$  environment, where the range is  $-\infty < \Delta t < \infty$ , the prefactor should be  $\mathcal{N}/4\tau(B_s^0)$  and  $\mathcal{N} = 1 - (\frac{\Delta\Gamma_s}{2\Gamma_s})^2$ .



and this constraint may or may not be imposed in the fits. Since these parameters have sensitivity to both  $\text{Im}(\lambda_f)$  and  $\text{Re}(\lambda_f)$ , alternative choices of parametrisation, including those directly involving  $CP$  violating phases (such as  $\beta_s$ ), are possible. These can also be adopted for vector-vector final states (see Sec. 6.2.4).

The *untagged* time-dependent decay rate is given by

$$\Gamma_{\bar{B}_s^0 \rightarrow f}(t) + \Gamma_{B_s^0 \rightarrow f}(t) = \mathcal{N} \frac{e^{-t/\tau(B_s^0)}}{\tau(B_s^0)} \left[ \cosh\left(\frac{\Delta\Gamma_s t}{2}\right) + A_f^{\Delta\Gamma} \sinh\left(\frac{\Delta\Gamma_s t}{2}\right) \right]. \quad (107)$$

Thus, an untagged time-dependent analysis can probe  $\lambda_f$ , through the dependence of  $A_f^{\Delta\Gamma}$  on  $\text{Re}(\lambda_f)$ , given that  $\Delta\Gamma_s \neq 0$ . This is equivalent to determining the “*effective lifetime*” [92], as discussed in Sec. 5.1.3. The analysis of flavour-tagged  $B_s^0$  mesons is, of course, more sensitive.

The discussion in this and the previous section is relevant for decays to  $CP$  eigenstates. In the remainder of Sec. 6.2, various cases of time-dependent  $CP$  asymmetries in decays to non- $CP$  eigenstates are considered. For brevity, equations will usually be given assuming that the decay width difference  $\Delta\Gamma$  is negligible. Modifications similar to those described here can be made to take into account a non-zero decay width difference.

#### 6.2.4 Time-dependent $CP$ asymmetries in decays to vector-vector final states

Consider  $B$  decays to states consisting of two spin-1 particles, such as  $J/\psi K^{*0} (\rightarrow K_s^0 \pi^0)$ ,  $J/\psi \phi$ ,  $D^{*+} D^{*-}$  and  $\rho^+ \rho^-$ , which are eigenstates of charge conjugation but not of parity.<sup>14</sup> For such a system, there are three possible final states. In the helicity basis, these are denoted  $h_{-1}, h_0, h_{+1}$ . The  $h_0$  state is an eigenstate of parity, and hence of  $CP$ . By contrast,  $CP$  transforms  $h_{+1} \leftrightarrow h_{-1}$  (up to an unobservable phase). These states are transformed into the transversity basis states  $h_{\parallel} = (h_{+1} + h_{-1})/2$  and  $h_{\perp} = (h_{+1} - h_{-1})/2$ . In this basis all three states are  $CP$  eigenstates, and  $h_{\perp}$  has the opposite  $CP$  to the others.

The amplitude for decays to the transversity basis states are usually given by  $A_{0,\perp,\parallel}$ , with normalisation such that  $|A_0|^2 + |A_{\perp}|^2 + |A_{\parallel}|^2 = 1$ . Given the relation between the  $CP$  eigenvalues of the states, the effective  $CP$  content of the vector-vector state is known if  $|A_{\perp}|^2$  is measured. An alternative strategy is to measure just the longitudinally polarised component,  $|A_0|^2$  (sometimes denoted by  $f_{\text{long}}$ ), which allows a limit to be set on the effective  $CP$  content, since  $|A_{\perp}|^2 \leq |A_{\perp}|^2 + |A_{\parallel}|^2 = 1 - |A_0|^2$ . The value of the effective  $CP$  content can be used to treat the decay with the same formalism as for  $CP$  eigenstates. The most complete treatment for neutral  $B$  decays to vector-vector final states is, however, time-dependent angular analysis (also known as time-dependent transversity analysis). In such an analysis, interference between  $CP$ -even and  $CP$ -odd states provides additional sensitivity to the weak and strong phases involved.

In most analyses of time-dependent  $CP$  asymmetries in decays to vector-vector final states carried out to date, an assumption has been made that each helicity (or transversity) amplitude has the same weak phase. This is a good approximation for decays that are dominated by amplitudes with a single weak phase, such as  $B^0 \rightarrow J/\psi K^{*0}$ , and is a reasonable approximation in any mode for which only small sample sizes are available. However, for modes that have contributions from amplitudes with different weak phases, the relative size of these contributions

<sup>14</sup>This is not true for all vector-vector final states, *e.g.*,  $D^{*\pm} \rho^{\mp}$  is clearly not an eigenstate of charge conjugation.

can be different for each helicity (or transversity) amplitude, and therefore the time-dependent  $CP$  asymmetry parameters can also differ. The most generic analysis, suitable for analyses with sufficiently large samples, allows for this effect; such an analysis has been carried out by LHCb for the  $B^0 \rightarrow J/\psi \rho^0$  decay [231]. An intermediate analysis can allow different parameters for the  $CP$ -even and  $CP$ -odd components; such an analysis has been carried out by *BABAR* for the decay  $B^0 \rightarrow D^{*+} D^{*-}$  [248]. The independent treatment of each helicity (or transversity) amplitude, as in the study of  $B_s^0 \rightarrow J/\psi \phi$  [179] (discussed in Chapter 5), becomes increasingly important for high precision measurements.

### 6.2.5 Time-dependent asymmetries: self-conjugate multiparticle final states

Amplitudes for neutral  $B$  decays into self-conjugate multiparticle final states such as  $\pi^+ \pi^- \pi^0$ ,  $K^+ K^- K_s^0$ ,  $\pi^+ \pi^- K_s^0$ ,  $J/\psi \pi^+ \pi^-$  or  $D \pi^0$  with  $D \rightarrow K_s^0 \pi^+ \pi^-$  may be written in terms of  $CP$ -even and  $CP$ -odd amplitudes. As above, the interference between these terms provides additional sensitivity to the weak and strong phases involved in the decay, and the time-dependence depends on both the sine and cosine of the weak phase difference. In order to perform unbinned maximum likelihood fits, and thereby extract as much information as possible from the distributions, it is necessary to choose a model for the multiparticle decay, and therefore the results acquire some model dependence. In certain cases, model-independent methods are also possible, but the resulting need to bin the Dalitz plot leads to some loss of statistical precision. The number of observables depends on the final state (and on the model used); the key feature is that as long as there are kinematic regions where both  $CP$ -even and  $CP$ -odd amplitudes contribute, the interference terms will be sensitive to the cosine of the weak phase difference. Therefore, these measurements allow distinction between multiple solutions for, *e.g.*, the two values of  $2\beta$  from the measurement of  $\sin(2\beta)$ .

In model-dependent analysis of multibody decays, the decay amplitude is typically described as a coherent sum of contributions that proceed via different intermediate resonances and through nonresonant interactions. It is therefore of interest to present results in terms of the  $CP$  violation parameters associated with each resonant amplitude, *e.g.*  $\rho^0 K_s^0$  in the case of the  $\pi^+ \pi^- K_s^0$  final state. These are referred to as Q2B parameters, since in the limit that there was no other contribution to the multibody decay, the amplitude analysis and the Q2B analysis would give the same results.

We now consider the various notations that have been used in experimental studies of time-dependent asymmetries in decays to self-conjugate multiparticle final states.

#### $B^0 \rightarrow D^{(*)} h^0$ with $D \rightarrow K_s^0 \pi^+ \pi^-$

The states  $D \pi^0$ ,  $D^* \pi^0$ ,  $D \eta$ ,  $D^* \eta$ ,  $D \omega$  are collectively denoted  $D^{(*)} h^0$ . When the  $D$  decay model is fixed, fits to the time-dependent decay distributions can be performed to extract the weak phase difference. However, it is experimentally advantageous to use the sine and cosine of this phase as fit parameters, since these behave as essentially independent parameters, with low correlations and (potentially) rather different uncertainties. A parameter representing  $CP$  violation in the  $B$  decay can be simultaneously determined. For consistency with other analyses, this could be chosen to be  $C_f$ , but could equally well be  $|\lambda_f|$ , or other possibilities.

Belle performed an analysis of these channels with  $\sin(2\beta)$  and  $\cos(2\beta)$  as free parameters [249]. *BABAR* has performed an analysis in which  $|\lambda_f|$  was also determined [250]. A joint analysis of the final *BABAR* and Belle data samples supersedes these earlier measurements, and

uses  $\sin(2\beta)$  and  $\cos(2\beta)$  as free parameters [251, 252]. Belle has in addition performed a model-independent analysis [253] using as input information about the average strong phase difference between symmetric bins of the Dalitz plot determined by CLEO-c [254].<sup>15</sup> The results of this analysis are measurements of  $\sin(2\phi_1)$  and  $\cos(2\phi_1)$ .

### $B^0 \rightarrow D^{*+} D^{*-} K_S^0$

The hadronic structure of the  $B^0 \rightarrow D^{*+} D^{*-} K_S^0$  decay is not sufficiently well understood to perform a full time-dependent Dalitz-plot analysis. Instead, following Ref. [255], BABAR [256] and Belle [257] divide the Dalitz plane into two regions:  $m(D^{*+} K_S^0)^2 > m(D^{*-} K_S^0)^2$  (labelled  $\eta_y = +1$ ) and  $m(D^{*+} K_S^0)^2 < m(D^{*-} K_S^0)^2$  ( $\eta_y = -1$ ); and then fit to a decay-time distribution with asymmetry given by

$$\mathcal{A}_f(\Delta t) = \eta_y \frac{J_c}{J_0} \cos(\Delta m \Delta t) - \left[ \frac{2J_{s1}}{J_0} \sin(2\beta) + \eta_y \frac{2J_{s2}}{J_0} \cos(2\beta) \right] \sin(\Delta m \Delta t). \quad (108)$$

The fitted observables are  $\frac{J_c}{J_0}$ ,  $\frac{2J_{s1}}{J_0} \sin(2\beta)$  and  $\frac{2J_{s2}}{J_0} \cos(2\beta)$ , where the parameters  $J_0$ ,  $J_c$ ,  $J_{s1}$  and  $J_{s2}$  are the integrals over the half Dalitz plane  $m(D^{*+} K_S^0)^2 < m(D^{*-} K_S^0)^2$  of the functions  $|a|^2 + |\bar{a}|^2$ ,  $|a|^2 - |\bar{a}|^2$ ,  $\text{Re}(\bar{a}a^*)$  and  $\text{Im}(\bar{a}a^*)$ , respectively, where  $a$  and  $\bar{a}$  are the decay amplitudes of  $B^0 \rightarrow D^{*+} D^{*-} K_S^0$  and  $\bar{B}^0 \rightarrow D^{*+} D^{*-} K_S^0$ , respectively. The parameter  $J_{s2}$  (and hence  $J_{s2}/J_0$ ) is predicted to be positive [255]; assuming this prediction to be correct, it is possible to determine the sign of  $\cos(2\beta)$ .

### $B^0 \rightarrow J/\psi \pi^+ \pi^-$

Amplitude analyses of  $B^0 \rightarrow J/\psi \pi^+ \pi^-$  decays [231, 258] show large contributions from the  $\rho(770)^0$  and  $f_0(500)$  states, together with smaller contributions from higher resonances. Since modelling the  $f_0(500)$  structure is challenging [259], it is difficult to determine reliably its associated  $CP$  violation parameters. Corresponding parameters for the  $J/\psi \rho^0$  decay can, however, be determined. In the LHCb analysis [231], the effective weak phase difference  $2\beta^{\text{eff}}$  is determined from the fit; results are then converted into values for  $S_{CP}$  and  $C_{CP}$  to allow comparison with other modes. Here, the notation  $S_{CP}$  and  $C_{CP}$  denotes parameters obtained for the  $J/\psi \rho^0$  final state accounting for the composition of  $CP$ -even and  $CP$ -odd amplitudes (while assuming that all amplitudes involve the same phases), so that no dilution occurs. Possible  $CP$  violation effects in the other amplitudes contributing to the Dalitz plot are treated as a source of systematic uncertainty.

Amplitude analyses have also been done for the  $B_s^0 \rightarrow J/\psi \pi^+ \pi^-$  decay, where the final state is dominated by scalar resonances, including the  $f_0(980)$  [227, 228]. Time-dependent analyses of this  $B_s^0$  decay allow a determination of  $2\beta_s$ , as discussed in Chapter 5.

### $B^0 \rightarrow K^+ K^- K^0$

Studies of  $B^0 \rightarrow K^+ K^- K^0$  [260–262] and of the related decay  $B^+ \rightarrow K^+ K^- K^+$  [262–264], show that the decay is dominated by a large nonresonant contribution with significant components from the intermediate  $K^+ K^-$  resonances  $\phi(1020)$ ,  $f_0(980)$ , and other higher resonances, as well as a contribution from  $\chi_{c0}$ .

<sup>15</sup>The external input needed for this analysis is the same as in the model-independent analysis of  $B^+ \rightarrow DK^+$  with  $D \rightarrow K_S^0 \pi^+ \pi^-$ , discussed in Sec. 6.15.5.

The full time-dependent Dalitz plot analysis allows the complex amplitudes of each contributing term to be determined from data, including  $CP$  violation effects (*i.e.* allowing the complex amplitude for the  $B^0$  decay to be independent from that for  $\bar{B}^0$  decay), although one amplitude must be fixed to serve as a reference. There are several choices for parametrisation of the complex amplitudes (*e.g.* real and imaginary part, or magnitude and phase). Similarly, there are various approaches to the inclusion of  $CP$  violation effects. Note that the use of positive definite parameters such as magnitudes are disfavoured in certain circumstances (it inevitably leads to biases for small values). In order to compare results between analyses, it is useful for each experiment to present results in terms of the parameters that can be measured in a Q2B analysis (such as  $\mathcal{A}_f$ ,  $S_f$ ,  $C_f$ ,  $\sin(2\beta^{\text{eff}})$ ,  $\cos(2\beta^{\text{eff}})$ , *etc.*)

In the *BABAR* analysis of the  $B^0 \rightarrow K^+ K^- K^0$  decay [262], the complex amplitude for each resonant contribution was written as

$$A_f = c_f(1 + b_f)e^{i(\phi_f + \delta_f)}, \quad \bar{A}_f = c_f(1 - b_f)e^{i(\phi_f - \delta_f)}, \quad (109)$$

where  $b_f$  and  $\delta_f$  parametrize  $CP$  violation in the magnitude and phase, respectively. Belle [261] used the same parametrisation but with a different notation for the parameters.<sup>16</sup> The Q2B parameter of  $CP$  violation in decay is directly related to  $b_f$ ,

$$\mathcal{A}_f = \frac{-2b_f}{1 + b_f^2} \approx C_f, \quad (110)$$

and the mixing-induced  $CP$  violation parameter can be used to obtain  $\sin(2\beta^{\text{eff}})$ ,

$$-\eta_f S_f \approx \frac{1 - b_f^2}{1 + b_f^2} \sin(2\beta_f^{\text{eff}}), \quad (111)$$

where the approximations are exact in the case that  $|q/p| = 1$ .

Both *BABAR* [262] and Belle [261] present results for  $c_f$  and  $\phi_f$ , for each resonant contribution, and in addition present results for  $\mathcal{A}_f$  and  $\beta_f^{\text{eff}}$  for  $\phi(1020)K^0$ ,  $f_0(980)K^0$  and for the remainder of the contributions to the  $K^+ K^- K^0$  Dalitz plot combined. *BABAR* also presents results for the Q2B parameter  $S_f$  for these channels. The models used to describe the resonant structure of the Dalitz plot differ, however. Both analyses suffer from symmetries in the likelihood that lead to multiple solutions, from which we select only one for averaging.

## $B^0 \rightarrow \pi^+ \pi^- K_S^0$

Studies of  $B^0 \rightarrow \pi^+ \pi^- K_S^0$  [265, 266] and of the related decay  $B^+ \rightarrow \pi^+ \pi^- K^+$  [263, 267–269] show that the decay is dominated by components from intermediate resonances in the  $K\pi$  ( $K^*(892)$ ,  $K_0^*(1430)$ ) and  $\pi\pi$  ( $\rho(770)$ ,  $f_0(980)$ ,  $f_2(1270)$ ) spectra, together with a poorly understood scalar structure that peaks near  $m(\pi\pi) \sim 1300 \text{ MeV}/c^2$  and is denoted  $f_X$ ,<sup>17</sup> as well as a large nonresonant component. There is also a contribution from the  $\chi_{c0}$  state.

The full time-dependent Dalitz plot analysis allows the complex amplitudes of each contributing term to be determined from data, including  $CP$  violation effects. In the *BABAR*

<sup>16</sup> $(c, b, \phi, \delta) \leftrightarrow (a, c, b, d)$ . See Eq. (113).

<sup>17</sup>The  $f_X$  component may originate from either the  $f_0(1370)$  or  $f_0(1500)$  resonances, or from interference between those or other states and nonresonant amplitudes in this region.

analysis [265], the magnitude and phase of each component (for both  $B^0$  and  $\bar{B}^0$  decays) are measured relative to  $B^0 \rightarrow f_0(980)K_S^0$ , using the following parametrisation:

$$A_f = |A_f| e^{i \arg(A_f)}, \quad \bar{A}_f = |\bar{A}_f| e^{i \arg(\bar{A}_f)}. \quad (112)$$

In the Belle analysis [266], the  $B^0 \rightarrow K^{*+}\pi^-$  amplitude is chosen as the reference, and the amplitudes are parametrised as

$$A_f = a_f(1 + c_f)e^{i(b_f+d_f)}, \quad \bar{A}_f = a_f(1 - c_f)e^{i(b_f-d_f)}. \quad (113)$$

In both cases, the results are translated into Q2B parameters such as  $2\beta_f^{\text{eff}}$ ,  $S_f$ ,  $C_f$  for each  $CP$  eigenstate  $f$ , and parameters of  $CP$  violation in decay for each flavour-specific state. Relative phase differences between resonant terms are also extracted.

## $B^0 \rightarrow \pi^+\pi^-\pi^0$

The  $B^0 \rightarrow \pi^+\pi^-\pi^0$  decay is dominated by intermediate  $\rho$  resonances. Although it is possible, as above, to directly determine the complex amplitudes for each component, an alternative approach [270,271] has been used by both *BABAR* [272,273] and Belle [274,275]. The amplitudes for  $B^0$  and  $\bar{B}^0$  decays to  $\pi^+\pi^-\pi^0$  are written as

$$A_{3\pi} = f_+A_+ + f_-A_- + f_0A_0, \quad \bar{A}_{3\pi} = f_+\bar{A}_+ + f_-\bar{A}_- + f_0\bar{A}_0, \quad (114)$$

respectively. The symbols  $A_+$ ,  $A_-$  and  $A_0$  represent the complex decay amplitudes for  $B^0 \rightarrow \rho^+\pi^-$ ,  $B^0 \rightarrow \rho^-\pi^+$  and  $B^0 \rightarrow \rho^0\pi^0$  while  $\bar{A}_+$ ,  $\bar{A}_-$  and  $\bar{A}_0$  represent those for  $\bar{B}^0 \rightarrow \rho^+\pi^-$ ,  $\bar{B}^0 \rightarrow \rho^-\pi^+$  and  $\bar{B}^0 \rightarrow \rho^0\pi^0$ , respectively. The terms  $f_+$ ,  $f_-$  and  $f_0$  incorporate kinematic and dynamical factors and depend on the Dalitz plot coordinates. The full decay-time-dependent distribution can then be written in terms of 27 free parameters, one for each coefficient of the form factor bilinears, as listed in Table 22. These parameters are sometimes referred to as “the  $U$ s and  $I$ s”, and can be expressed in terms of  $A_+$ ,  $A_-$ ,  $A_0$ ,  $\bar{A}_+$ ,  $\bar{A}_-$  and  $\bar{A}_0$ . If the full set of parameters is determined, together with their correlations, other parameters, such as weak and strong phases, parameters of  $CP$  violation in decay, *etc.*, can be subsequently extracted. Note that one of the parameters (typically  $U_+^+$ , the coefficient of  $|f_+|^2$ ) is often fixed to unity to provide a reference; this does not affect the analysis.

### 6.2.6 Time-dependent $CP$ asymmetries in decays to non- $CP$ eigenstates

Consider a non- $CP$  eigenstate  $f$ , and its conjugate  $\bar{f}$ . For neutral  $B$  decays to these final states, there are four amplitudes to consider: those for  $B^0$  to decay to  $f$  and  $\bar{f}$  ( $A_f$  and  $A_{\bar{f}}$ , respectively), and the equivalents for  $\bar{B}^0$  ( $\bar{A}_f$  and  $\bar{A}_{\bar{f}}$ ). If  $CP$  is conserved in the decay, then  $A_f = \bar{A}_{\bar{f}}$  and  $A_{\bar{f}} = \bar{A}_f$ .

The decay-time-dependent distributions can be written in many different ways. Here, we follow Sec. 6.2.2 and define  $\lambda_f = \frac{q}{p} \frac{\bar{A}_f}{A_f}$  and  $\lambda_{\bar{f}} = \frac{q}{p} \frac{\bar{A}_{\bar{f}}}{A_{\bar{f}}}$ . The time-dependent  $CP$  asymmetries that are sensitive to mixing-induced  $CP$  violation effects then follow Eq. (100):

$$\mathcal{A}_f(\Delta t) \equiv \frac{\Gamma_{\bar{B}^0 \rightarrow f}(\Delta t) - \Gamma_{B^0 \rightarrow f}(\Delta t)}{\Gamma_{\bar{B}^0 \rightarrow f}(\Delta t) + \Gamma_{B^0 \rightarrow f}(\Delta t)} = S_f \sin(\Delta m \Delta t) - C_f \cos(\Delta m \Delta t), \quad (115)$$

$$\mathcal{A}_{\bar{f}}(\Delta t) \equiv \frac{\Gamma_{\bar{B}^0 \rightarrow \bar{f}}(\Delta t) - \Gamma_{B^0 \rightarrow \bar{f}}(\Delta t)}{\Gamma_{\bar{B}^0 \rightarrow \bar{f}}(\Delta t) + \Gamma_{B^0 \rightarrow \bar{f}}(\Delta t)} = S_{\bar{f}} \sin(\Delta m \Delta t) - C_{\bar{f}} \cos(\Delta m \Delta t), \quad (116)$$

Table 22: Definitions of the  $U$  and  $I$  coefficients. Adapted from Ref. [272].

Parameter	Description
$U_+^+$	Coefficient of $ f_+ ^2$
$U_0^+$	Coefficient of $ f_0 ^2$
$U_-^+$	Coefficient of $ f_- ^2$
$U_0^-$	Coefficient of $ f_0 ^2 \cos(\Delta m \Delta t)$
$U_-^-$	Coefficient of $ f_- ^2 \cos(\Delta m \Delta t)$
$U_+^-$	Coefficient of $ f_+ ^2 \cos(\Delta m \Delta t)$
$I_0$	Coefficient of $ f_0 ^2 \sin(\Delta m \Delta t)$
$I_-$	Coefficient of $ f_- ^2 \sin(\Delta m \Delta t)$
$I_+$	Coefficient of $ f_+ ^2 \sin(\Delta m \Delta t)$
$U_{+-}^{+, \text{Im}}$	Coefficient of $\text{Im}[f_+ f_-^*]$
$U_{+-}^{+, \text{Re}}$	Coefficient of $\text{Re}[f_+ f_-^*]$
$U_{+-}^{-, \text{Im}}$	Coefficient of $\text{Im}[f_+ f_-^*] \cos(\Delta m \Delta t)$
$U_{+-}^{-, \text{Re}}$	Coefficient of $\text{Re}[f_+ f_-^*] \cos(\Delta m \Delta t)$
$I_{+-}^{\text{Im}}$	Coefficient of $\text{Im}[f_+ f_-^*] \sin(\Delta m \Delta t)$
$I_{+-}^{\text{Re}}$	Coefficient of $\text{Re}[f_+ f_-^*] \sin(\Delta m \Delta t)$
$U_{+0}^{+, \text{Im}}$	Coefficient of $\text{Im}[f_+ f_0^*]$
$U_{+0}^{+, \text{Re}}$	Coefficient of $\text{Re}[f_+ f_0^*]$
$U_{+0}^{-, \text{Im}}$	Coefficient of $\text{Im}[f_+ f_0^*] \cos(\Delta m \Delta t)$
$U_{+0}^{-, \text{Re}}$	Coefficient of $\text{Re}[f_+ f_0^*] \cos(\Delta m \Delta t)$
$I_{+0}^{\text{Im}}$	Coefficient of $\text{Im}[f_+ f_0^*] \sin(\Delta m \Delta t)$
$I_{+0}^{\text{Re}}$	Coefficient of $\text{Re}[f_+ f_0^*] \sin(\Delta m \Delta t)$
$U_{-0}^{+, \text{Im}}$	Coefficient of $\text{Im}[f_- f_0^*]$
$U_{-0}^{+, \text{Re}}$	Coefficient of $\text{Re}[f_- f_0^*]$
$U_{-0}^{-, \text{Im}}$	Coefficient of $\text{Im}[f_- f_0^*] \cos(\Delta m \Delta t)$
$U_{-0}^{-, \text{Re}}$	Coefficient of $\text{Re}[f_- f_0^*] \cos(\Delta m \Delta t)$
$I_{-0}^{\text{Im}}$	Coefficient of $\text{Im}[f_- f_0^*] \sin(\Delta m \Delta t)$
$I_{-0}^{\text{Re}}$	Coefficient of $\text{Re}[f_- f_0^*] \sin(\Delta m \Delta t)$

1484 with the definitions of the parameters  $C_f$ ,  $S_f$ ,  $C_{\bar{f}}$  and  $S_{\bar{f}}$ , following Eqs. (101) and (102).

The time-dependent decay rates are given by

$$\Gamma_{\bar{B}^0 \rightarrow f}(\Delta t) = \frac{e^{-|\Delta t|/\tau(B^0)}}{8\tau(B^0)} (1 + \langle \mathcal{A}_{f\bar{f}} \rangle) [1 + S_f \sin(\Delta m \Delta t) - C_f \cos(\Delta m \Delta t)], \quad (117)$$

$$\Gamma_{B^0 \rightarrow f}(\Delta t) = \frac{e^{-|\Delta t|/\tau(B^0)}}{8\tau(B^0)} (1 + \langle \mathcal{A}_{f\bar{f}} \rangle) [1 - S_f \sin(\Delta m \Delta t) + C_f \cos(\Delta m \Delta t)], \quad (118)$$

$$\Gamma_{\bar{B}^0 \rightarrow \bar{f}}(\Delta t) = \frac{e^{-|\Delta t|/\tau(B^0)}}{8\tau(B^0)} (1 - \langle \mathcal{A}_{f\bar{f}} \rangle) [1 + S_{\bar{f}} \sin(\Delta m \Delta t) - C_{\bar{f}} \cos(\Delta m \Delta t)], \quad (119)$$

$$\Gamma_{B^0 \rightarrow \bar{f}}(\Delta t) = \frac{e^{-|\Delta t|/\tau(B^0)}}{8\tau(B^0)} (1 - \langle \mathcal{A}_{f\bar{f}} \rangle) [1 - S_{\bar{f}} \sin(\Delta m \Delta t) + C_{\bar{f}} \cos(\Delta m \Delta t)], \quad (120)$$

where the time-independent parameter  $\langle \mathcal{A}_{f\bar{f}} \rangle$  represents an overall asymmetry in the production of the  $f$  and  $\bar{f}$  final states in  $B^0$  and  $\bar{B}^0$  decays,<sup>18</sup>

$$\langle \mathcal{A}_{f\bar{f}} \rangle = \frac{(|A_f|^2 + |\bar{A}_f|^2) - (|A_{\bar{f}}|^2 + |\bar{A}_{\bar{f}}|^2)}{(|A_f|^2 + |\bar{A}_f|^2) + (|A_{\bar{f}}|^2 + |\bar{A}_{\bar{f}}|^2)}. \quad (121)$$

Assuming  $|q/p| = 1$ , *i.e.* absence of  $CP$  violation in mixing, the parameters  $C_f$  and  $C_{\bar{f}}$  can also be written in terms of the decay amplitudes as

$$C_f = \frac{|A_f|^2 - |\bar{A}_f|^2}{|A_f|^2 + |\bar{A}_f|^2} \quad \text{and} \quad C_{\bar{f}} = \frac{|A_{\bar{f}}|^2 - |\bar{A}_{\bar{f}}|^2}{|A_{\bar{f}}|^2 + |\bar{A}_{\bar{f}}|^2}, \quad (122)$$

giving rise to asymmetries in the decay amplitudes for the final states  $f$  and  $\bar{f}$ . In this notation, the conditions for absence of  $CP$  violation in decay are  $\langle \mathcal{A}_{f\bar{f}} \rangle = 0$  and  $C_f = -C_{\bar{f}}$ . Note that  $C_f$  and  $C_{\bar{f}}$  are typically non-zero; *e.g.*, for a flavour-specific final state where  $\bar{A}_f = A_{\bar{f}} = 0$ , they take the values  $C_f = -C_{\bar{f}} = 1$ .

The coefficients of the sine terms contain information about the weak phase. In the case that each decay amplitude contains only a single weak phase (*i.e.*, no  $CP$  violation in decay as well as none in mixing), these terms can be written as

$$S_f = \frac{-2|A_f||\bar{A}_f|\sin(\phi_{\text{mix}} + \phi_{\text{dec}} - \delta_f)}{|A_f|^2 + |\bar{A}_f|^2} \quad \text{and} \quad S_{\bar{f}} = \frac{-2|A_{\bar{f}}||\bar{A}_{\bar{f}}|\sin(\phi_{\text{mix}} + \phi_{\text{dec}} + \delta_f)}{|A_{\bar{f}}|^2 + |\bar{A}_{\bar{f}}|^2}, \quad (123)$$

where  $\delta_f$  is the strong phase difference between the decay amplitudes. If there is no  $CP$  violation, the condition  $S_f = -S_{\bar{f}}$  holds. If decay amplitudes with different weak and strong phases contribute, no straightforward interpretation of  $S_f$  and  $S_{\bar{f}}$  is possible.

The conditions for  $CP$  invariance  $C_f = -C_{\bar{f}}$  and  $S_f = -S_{\bar{f}}$  motivate a rotation of the parameters:

$$S_{f\bar{f}} = \frac{S_f + S_{\bar{f}}}{2}, \quad \Delta S_{f\bar{f}} = \frac{S_f - S_{\bar{f}}}{2}, \quad C_{f\bar{f}} = \frac{C_f + C_{\bar{f}}}{2}, \quad \Delta C_{f\bar{f}} = \frac{C_f - C_{\bar{f}}}{2}. \quad (124)$$

<sup>18</sup>This parameter is often denoted  $A_f$  (or  $\mathcal{A}_{CP}$ ), but here we avoid this notation to prevent confusion with the time-dependent  $CP$  asymmetry.

With these parameters, the  $CP$  invariance conditions become  $S_{f\bar{f}} = 0$  and  $C_{f\bar{f}} = 0$ . The parameter  $\Delta C_{f\bar{f}}$  gives a measure of the “flavour-specificity” of the decay:  $\Delta C_{f\bar{f}} = \pm 1$  corresponds to a completely flavour-specific decay, in which no interference between decays with and without mixing can occur, while  $\Delta C_{f\bar{f}} = 0$  results in maximum sensitivity to mixing-induced  $CP$  violation. The parameter  $\Delta S_{f\bar{f}}$  is related to the strong phase difference between the decay amplitudes of the  $B^0$  meson to the  $f$  and to  $\bar{f}$  final states. We note that the observables of Eq. (124) exhibit experimental correlations (typically of  $\sim 20\%$ , depending on the tagging purity, and other effects) between  $S_{f\bar{f}}$  and  $\Delta S_{f\bar{f}}$ , and between  $C_{f\bar{f}}$  and  $\Delta C_{f\bar{f}}$ . On the other hand, the final-state-specific observables of Eqs. (117)–(120) tend to have low correlations.

Alternatively, if we recall that the  $CP$  invariance conditions at the decay amplitude level are  $A_f = \bar{A}_{\bar{f}}$  and  $A_{\bar{f}} = \bar{A}_f$ , we are led to consider the parameters [242]

$$\mathcal{A}_{f\bar{f}} = \frac{|\bar{A}_{\bar{f}}|^2 - |A_f|^2}{|\bar{A}_{\bar{f}}|^2 + |A_f|^2} \quad \text{and} \quad \mathcal{A}_{\bar{f}f} = \frac{|\bar{A}_f|^2 - |A_{\bar{f}}|^2}{|\bar{A}_f|^2 + |A_{\bar{f}}|^2}. \quad (125)$$

These are sometimes considered more physically intuitive parameters, since they characterise  $CP$  violation in decay in decays with particular topologies. For example, in the case of  $B^0 \rightarrow \rho^\pm \pi^\mp$  (choosing  $f = \rho^+ \pi^-$  and  $\bar{f} = \rho^- \pi^+$ ),  $\mathcal{A}_{f\bar{f}}$  (also denoted  $\mathcal{A}_{\rho\pi}^{+-}$ ) parametrises  $CP$  violation in decays in which the produced  $\rho$  meson does not contain the spectator quark, while  $\mathcal{A}_{\bar{f}f}$  (also denoted  $\mathcal{A}_{\rho\pi}^{-+}$ ) parametrises  $CP$  violation in decays in which it does. Note that we have again followed the sign convention that the asymmetry is the difference between the rate involving a  $b$  quark and that involving a  $\bar{b}$  quark, *cf.* Eq. (96). Of course, these parameters are not independent of the other sets of parameters given above, and can be written as

$$\mathcal{A}_{f\bar{f}} = -\frac{\langle \mathcal{A}_{f\bar{f}} \rangle + C_{f\bar{f}} + \langle \mathcal{A}_{f\bar{f}} \rangle \Delta C_{f\bar{f}}}{1 + \Delta C_{f\bar{f}} + \langle \mathcal{A}_{f\bar{f}} \rangle C_{f\bar{f}}} \quad \text{and} \quad \mathcal{A}_{\bar{f}f} = \frac{-\langle \mathcal{A}_{f\bar{f}} \rangle + C_{f\bar{f}} + \langle \mathcal{A}_{f\bar{f}} \rangle \Delta C_{f\bar{f}}}{-1 + \Delta C_{f\bar{f}} + \langle \mathcal{A}_{f\bar{f}} \rangle C_{f\bar{f}}}. \quad (126)$$

They usually exhibit strong correlations.

We now consider the various notations used in experimental studies of time-dependent  $CP$  asymmetries in decays to non- $CP$  eigenstates.

## $B^0 \rightarrow D^{*\pm} D^\mp$

The  $(\langle \mathcal{A}_{f\bar{f}} \rangle, C_f, S_f, C_{\bar{f}}, S_{\bar{f}})$  set of parameters was used in early publications by both BABAR [276] and Belle [277] (albeit with slightly different notations), with  $f = D^{*+} D^-$ ,  $\bar{f} = D^{*-} D^+$ . In a more recent paper on this topic, Belle [278] instead uses the parametrisation  $(A_{D^*D}, S_{D^*D}, \Delta S_{D^*D}, C_{D^*D}, \Delta C_{D^*D})$ , while BABAR [248] gives results in both sets of parameters. We therefore use the  $(A_{D^*D}, S_{D^*D}, \Delta S_{D^*D}, C_{D^*D}, \Delta C_{D^*D})$  set.

## $B^0 \rightarrow \rho^\pm \pi^\mp$

In the  $\rho^\pm \pi^\mp$  system, the  $(\langle \mathcal{A}_{f\bar{f}} \rangle, C_{f\bar{f}}, S_{f\bar{f}}, \Delta C_{f\bar{f}}, \Delta S_{f\bar{f}})$  set of parameters was originally used by BABAR [279] and Belle [280] in the Q2B approximation; the exact names<sup>19</sup> used in this case were  $(\mathcal{A}_{CP}^{\rho\pi}, C_{\rho\pi}, S_{\rho\pi}, \Delta C_{\rho\pi}, \Delta S_{\rho\pi})$ , and these names are also used in this document.

Since  $\rho^\pm \pi^\mp$  is reconstructed in the final state  $\pi^+ \pi^- \pi^0$ , the interference between the  $\rho$  resonances can provide additional information about the phases (see Sec. 6.2.5). Both BABAR [272]

<sup>19</sup>BABAR has used the notations  $A_{CP}^{\rho\pi}$  [279] and  $\mathcal{A}_{\rho\pi}$  [272] in place of  $\mathcal{A}_{CP}^{\rho\pi}$ .



and Belle [274, 275] have performed time-dependent Dalitz-plot analyses, from which the weak phase  $\alpha$  is directly extracted. In such an analysis, the measured Q2B parameters are also naturally corrected for interference effects.

$$B^0 \rightarrow D^\mp \pi^\pm, D^{*\mp} \pi^\pm, D^\mp \rho^\pm$$

Time-dependent  $CP$  analyses have also been performed for the final states  $D^\mp \pi^\pm$ ,  $D^{*\mp} \pi^\pm$  and  $D^\mp \rho^\pm$ . In these theoretically clean cases, no penguin contributions are possible, so there is no  $CP$  violation in decay. Furthermore, due to the smallness of the ratio of the magnitudes of the suppressed ( $b \rightarrow u$ ) and favoured ( $b \rightarrow c$ ) amplitudes (denoted  $R_f$ ), to a very good approximation,  $C_f = -C_{\bar{f}} = 1$  (using  $f = D^{(*)-} h^+$ ,  $\bar{f} = D^{(*)+} h^-$ ,  $h = \pi, \rho$ ), and the coefficients of the sine terms are given by

$$S_f = -2R_f \sin(\phi_{\text{mix}} + \phi_{\text{dec}} - \delta_f) \quad \text{and} \quad S_{\bar{f}} = -2R_f \sin(\phi_{\text{mix}} + \phi_{\text{dec}} + \delta_f). \quad (127)$$

Thus, weak phase information can be obtained from measurements of  $S_f$  and  $S_{\bar{f}}$ , although external information on at least one of  $R_f$  or  $\delta_f$  is necessary, constituting a source of theoretical uncertainty. Note that  $\phi_{\text{mix}} + \phi_{\text{dec}} = 2\beta + \gamma \equiv 2\phi_1 + \phi_3$  for all the decay modes in question, while  $R_f$  and  $\delta_f$  depend on the decay mode.

Again, different notations have been used in the literature. *BABAR* [281, 282] defines the time-dependent probability function by

$$f^\pm(\eta, \Delta t) = \frac{e^{-|\Delta t|/\tau}}{4\tau} [1 \mp S_\zeta \sin(\Delta m \Delta t) \mp \eta C_\zeta \cos(\Delta m \Delta t)], \quad (128)$$

where the upper (lower) sign corresponds to the tagging meson being a  $B^0$  ( $\bar{B}^0$ ). The parameter  $\eta$  takes the value  $+1$  ( $-1$ ) and  $\zeta$  denotes  $+$  ( $-$ ) when the final state is, *e.g.*,  $D^- \pi^+$  ( $D^+ \pi^-$ ). However, in the fit, the substitutions  $C_\zeta = 1$  and  $S_\zeta = a \mp \eta b_i - \eta c_i$  are made, where the subscript  $i$  denotes the flavour tagging category. These are motivated by the possibility of  $CP$  violation on the tag side [283]. The parameter  $a$  is not affected by tag-side  $CP$  violation. The parameter  $b$  only depends on tag-side  $CP$  violation parameters and is not directly useful for determining UT angles. A clean interpretation of the  $c$  parameter is only possible for lepton-tagged events, which are not affected by tag-side  $CP$  violation effects, so the *BABAR* measurements report  $c$  measured with those events only. Neglecting  $b$  terms,

$$S_+ = a - c \quad \text{and} \quad S_- = a + c \Leftrightarrow a = (S_+ + S_-)/2 \quad \text{and} \quad c = (S_- - S_+)/2, \quad (129)$$

in analogy to the parameters of Eq. (124).

The parameters used by Belle in the analysis using partially reconstructed  $B$  decays [284], are similar to the  $S_\zeta$  parameters defined above. However, in the Belle convention, a tagging  $B^0$  corresponds to a  $+$  sign in front of the sine coefficient; furthermore the correspondence between the super/subscript and the final state is opposite, so that  $S_\pm$  (*BABAR*) =  $-S^\mp$  (Belle). In this analysis, only lepton tags are used, so there is no effect from tag-side  $CP$  violation. In the Belle analysis that used fully reconstructed  $B$  decays [285], this effect is measured and taken into account using  $D^* \ell \nu$  decays; in neither Belle analysis are the  $a$ ,  $b$  and  $c$  parameters used. The parameters measured by Belle are  $2R_{D^{(*)}\pi} \sin(2\phi_1 + \phi_3 \pm \delta_{D^{(*)}\pi})$ ; the definition is such that  $S^\pm$  (Belle) =  $-2R_{D^*\pi} \sin(2\phi_1 + \phi_3 \pm \delta_{D^*\pi})$ . This definition includes an angular momentum factor  $(-1)^L$  [286], and so for the results in the  $D\pi$  system, there is an additional factor of  $-1$  in the conversion.

LHCb has also measured the parameters of  $B^0 \rightarrow D^\mp \pi^\pm$  decays [287]. The convention used is essentially the same as Belle, but with the notation  $(S_f, S_{\bar{f}}) = (S_-, S_+)$ . For the averages in this document, we use the  $a$  and  $c$  parameters. Correlations are taken into account in the LHCb case, where significant correlations are reported. Explicitly, the conversion reads

$$a = -(S_+ + S_-)/2, \quad c = -(S_+ - S_-)/2. \quad (130)$$

### $B_s^0 \rightarrow D_s^\mp K^\pm$

The phenomenology of  $B_s^0 \rightarrow D_s^\mp K^\pm$  decays is similar to that of  $B^0 \rightarrow D^\mp \pi^\pm$ , with some important caveats. The two amplitudes for  $b \rightarrow u$  and  $b \rightarrow c$  transitions have the same level of Cabibbo-suppression (*i.e.* are of the same order in  $\lambda$ ) though the former is suppressed by  $\sqrt{\rho^2 + \eta^2}$ . The large value of the ratio  $R$  of their magnitudes allows it to be determined from data, as the deviation of  $|C_f|$  and  $|C_{\bar{f}}|$  from unity can be observed. Moreover, the non-zero value of  $\Delta\Gamma_s$  allows the determination of additional terms,  $A_f^{\Delta\Gamma}$  and  $A_{\bar{f}}^{\Delta\Gamma}$  (see Sec. 6.2.3), that break ambiguities in the solutions for  $\phi_{\text{mix}} + \phi_{\text{dec}}$ , which for  $B_s^0 \rightarrow D_s^\mp K^\pm$  decays is equal to  $\gamma - 2\beta_s$ .

LHCb [288, 289] has performed such an analysis with  $B_s^0 \rightarrow D_s^\mp K^\pm$  decays. The absence of  $CP$  violation in decay was assumed, and the parameters determined from the fit were labelled  $C, A^{\Delta\Gamma}, \bar{A}^{\Delta\Gamma}, S, \bar{S}$ . These are trivially related to the definitions used in this Chapter.

### *Time-dependent asymmetries in radiative B decays*

As a special case of decays to non- $CP$  eigenstates, let us consider radiative  $B$  decays. Here, the emitted photon has a distinct helicity, which is in principle observable, but in practice is not usually measured. Thus, the measured time-dependent decay rates for neutral  $B$  meson decays are given by sums of the expressions of Eqs. (117)–(120) for the final states with left-handed ( $\gamma_L$ ) and right-handed ( $\gamma_R$ ) photon helicity [290, 291]

$$\begin{aligned} \Gamma_{\bar{B}^0 \rightarrow X\gamma}(\Delta t) &= \Gamma_{\bar{B}^0 \rightarrow X\gamma_L}(\Delta t) + \Gamma_{\bar{B}^0 \rightarrow X\gamma_R}(\Delta t) \\ &= \frac{e^{-|\Delta t|/\tau(B^0)}}{4\tau(B^0)} [1 + (S_L + S_R) \sin(\Delta m \Delta t) - (C_L + C_R) \cos(\Delta m \Delta t)] , \end{aligned} \quad (131)$$

$$\begin{aligned} \Gamma_{B^0 \rightarrow X\gamma}(\Delta t) &= \Gamma_{B^0 \rightarrow X\gamma_L}(\Delta t) + \Gamma_{B^0 \rightarrow X\gamma_R}(\Delta t) \\ &= \frac{e^{-|\Delta t|/\tau(B^0)}}{4\tau(B^0)} [1 - (S_L + S_R) \sin(\Delta m \Delta t) + (C_L + C_R) \cos(\Delta m \Delta t)] . \end{aligned} \quad (132)$$

Here, in place of the subscripts  $f$  and  $\bar{f}$ , we have used  $L$  and  $R$  to indicate the photon helicity. In order for interference between decays with and without  $B^0$ - $\bar{B}^0$  mixing to occur, the  $X$  system must not be flavour-specific, *e.g.*, in the case of  $B^0 \rightarrow K^{*0}\gamma$ , the final state must be  $K_s^0 \pi^0 \gamma$ . The sign of the sine term depends on the  $C$  eigenvalue of the  $X$  system. At leading order, the photons from  $b \rightarrow q\gamma$  ( $\bar{b} \rightarrow \bar{q}\gamma$ ) are predominantly left (right) polarised, with corrections of order of  $m_q/m_b$ , and thus interference effects are suppressed. Higher-order effects can lead to corrections of order  $\Lambda_{\text{QCD}}/m_b$  [292, 293], although explicit calculations indicate that such corrections may be small for exclusive final states [294, 295]. The predicted smallness of the  $S$  terms in the Standard Model results in sensitivity to new physics contributions.

The formalism discussed above is valid for any radiative decay to a final state where the hadronic system is an eigenstate of  $C$ . In addition to  $K_s^0 \pi^0 \gamma$ , experiments have presented

1606 results using  $B^0$  decays to  $K_s^0 \eta \gamma$ ,  $K_s^0 \rho^0 \gamma$  and  $K_s^0 \phi \gamma$ . For the case of the  $K_s^0 \rho^0 \gamma$  final state,  
 1607 particular care is needed, as due to the non-negligible width of the  $\rho^0$  meson, decays selected  
 1608 as  $B^0 \rightarrow K_s^0 \rho^0 \gamma$  can include a significant contribution from  $K^{*\pm} \pi^\mp \gamma$  decays, which are flavour-  
 1609 specific and do not have the same oscillation phenomenology. It is therefore necessary to correct  
 1610 the fitted asymmetry parameter for a “dilution factor”.

1611 In the case of radiative  $B_s^0$  decays, the time-dependent decay rates of Eqs. (131) and (132)  
 1612 must be modified, in a similar way to that discussed in Sec. 6.2.3, to account for the non-zero  
 1613 value of  $\Delta\Gamma_s$ . Thus, for decays such as  $B_s^0 \rightarrow \phi \gamma$ , there is an additional observable,  $A_{\phi\gamma}^{\Delta\Gamma}$ , which  
 1614 can be determined from an untagged effective lifetime measurement [296].

### 1615 6.2.7 Asymmetries in $B \rightarrow D^{(*)} K^{(*)}$ decays

1616  $CP$  asymmetries in  $B \rightarrow D^{(*)} K^{(*)}$  decays are sensitive to  $\gamma$ . The neutral  $D^{(*)}$  meson produced  
 1617 is an admixture of  $D^{(*)0}$  (produced by a  $b \rightarrow c$  transition) and  $\bar{D}^{(*)0}$  (produced by a colour-  
 1618 suppressed  $b \rightarrow u$  transition) states. If the final state is chosen so that both  $D^{(*)0}$  and  $\bar{D}^{(*)0}$   
 1619 can contribute, the two amplitudes interfere, and the resulting observables are sensitive to  $\gamma$ ,  
 1620 the relative weak phase between the two  $B$  decay amplitudes [297]. Various methods have been  
 1621 proposed to exploit this interference, including those where the neutral  $D$  meson is reconstructed  
 1622 as a  $CP$  eigenstate (GLW) [298, 299], in a suppressed final state (ADS) [300, 301], or in a self-  
 1623 conjugate three-body final state, such as  $K_s^0 \pi^+ \pi^-$  (BPGGSZ or Dalitz) [302, 303]. While each  
 1624 method differs in the choice of  $D$  decay, they are all sensitive to the same parameters of the  $B$   
 1625 decay, and can be considered as variations of the same technique.

1626 Consider the case of  $B^\mp \rightarrow DK^\mp$ , with  $D$  decaying to a final state  $f$ , which is accessible  
 1627 from both  $D^0$  and  $\bar{D}^0$ . We can write the decay rates  $\Gamma_\mp$  for  $B^-$  and  $B^+$ , the charge averaged  
 1628 rate  $\Gamma = (\Gamma_- + \Gamma_+)/2$ , and the charge asymmetry  $A = (\Gamma_- - \Gamma_+)/(\Gamma_- + \Gamma_+)$  (see Eq. (96)) as

$$\Gamma_\mp \propto r_B^2 + r_D^2 + 2r_B r_D \cos(\delta_B + \delta_D \mp \gamma), \quad (133)$$

$$\Gamma \propto r_B^2 + r_D^2 + 2r_B r_D \cos(\delta_B + \delta_D) \cos(\gamma), \quad (134)$$

$$A = \frac{2r_B r_D \sin(\delta_B + \delta_D) \sin(\gamma)}{r_B^2 + r_D^2 + 2r_B r_D \cos(\delta_B + \delta_D) \cos(\gamma)}, \quad (135)$$

1629 where the ratios of  $B$  decay amplitudes are written in terms of  $\gamma$ ,  $r_B$  and  $\delta_B$ ,<sup>20</sup>

$$r_B e^{i(\delta_B - \gamma)} \equiv \frac{A(B^- \rightarrow \bar{D}^0 K^-)}{A(B^- \rightarrow D^0 K^-)} \quad \text{and} \quad r_B e^{i(\delta_B + \gamma)} \equiv \frac{A(B^+ \rightarrow D^0 K^+)}{A(B^+ \rightarrow \bar{D}^0 K^+)}, \quad (136)$$

1630 such that  $r_B$  is less than one. The ratio of  $D$  decay amplitudes is correspondingly written,  
 1631 assuming  $CP$  conservation in  $D$  decay, in terms of  $r_D$  and  $\delta_D$ ,

$$r_D e^{-i\delta_D} \equiv \frac{A(D^0 \rightarrow f)}{A(\bar{D}^0 \rightarrow f)}. \quad (137)$$

1632 The relation between  $B^-$  and  $B^+$  amplitudes given in Eq. (136) is a result of there being only  
 1633 one weak phase contributing to each amplitude in the Standard Model, which is the source of

---

<sup>20</sup>Note that here we use the notation  $r_B$  to denote the ratio of  $B$  decay amplitudes, whereas in Sec. 6.2.6 we used, *e.g.*,  $R_{D\pi}$ , for a rather similar quantity. The reason is that here we need to be concerned also with  $D$  decay amplitudes, and so it is convenient to use the subscript to denote the decaying particle. Hopefully, using  $r$  in place of  $R$  will reduce the potential for confusion.

the theoretical cleanliness of this approach for measuring  $\gamma$  [304]. The parameters  $\delta_B$  and  $\delta_D$  are the strong phase differences between the  $B$  and  $D$  decay amplitudes, respectively.<sup>21</sup> The values of  $r_D$  and  $\delta_D$  depend on the final state  $f$ : for the GLW analysis,  $r_D = 1$  and  $\delta_D$  is trivial (either zero or  $\pi$ ); for other modes, values of  $r_D$  and  $\delta_D$  are not trivial, and for multibody final states they vary across the phase space. This can be quantified either by an explicit  $D$  decay amplitude model or by model-independent information. In the case that the multibody final state (or a subsample of it) is treated inclusively, the formalism is modified by the inclusion of a coherence factor, usually denoted  $\kappa$ , while  $r_D$  and  $\delta_D$  become effective parameters corresponding to amplitude-weighted averages across the phase space.

Note that, for given values of  $r_B$  and  $r_D$ , the maximum size of  $A$  (at  $\sin(\delta_B + \delta_D) = 1$ ) is  $2r_B r_D \sin(\gamma) / (r_B^2 + r_D^2)$ . Thus, even for  $D$  decay modes with small  $r_D$ , large asymmetries, and hence sensitivity to  $\gamma$ , may occur for  $B$  decay modes with similar values of  $r_B$ . For this reason, the ADS analysis of the decay  $B^\mp \rightarrow D\pi^\mp$  is also of interest.

The expressions of Eq. (133)–(137) are for a specific point in phase space, and therefore are relevant where both  $B$  and  $D$  decays are to two-body final states. Additional coherence factors enter the expressions when the  $B$  decay is to a multibody final state (further discussion of multibody  $D$  decays can be found below). In particular, experiments have studied  $B^+ \rightarrow DK^*(892)^+$ ,  $B^0 \rightarrow DK^*(892)^0$  and  $B^+ \rightarrow DK^+\pi^+\pi^-$  decays. Considering, for concreteness, the  $B \rightarrow DK^*(892)$  case, the non-negligible width of the  $K^*(892)$  resonance implies that contributions from other  $B \rightarrow DK\pi$  decays can pass the selection requirements. Their effect on the Q2B analysis can be accounted for with a coherence factor [305], usually denoted  $\kappa$ , which tends to unity in the limit that the  $K^*(892)$  resonance is the only signal amplitude contributing in the selected region of phase space. In this case, the hadronic parameters  $r_B$  and  $\delta_B$  become effectively weighted averages across the selected phase space of the magnitude ratio and relative strong phase between the CKM-suppressed and -favoured amplitudes; these effective parameters are denoted  $\bar{r}_B$  and  $\bar{\delta}_B$  (the notations  $r_s$ ,  $\delta_s$  and  $r_S$ ,  $\delta_S$  are also found in the literature). An alternative, and in certain cases more advantageous, approach is a Dalitz plot analysis of the full  $B \rightarrow DK\pi$  phase space [306–309].

We now consider the various notations used in experimental studies of  $CP$  asymmetries in  $B \rightarrow D^{(*)}K^{(*)}$  decays. To simplify the notation the  $B^+ \rightarrow DK^+$  decay is considered; the extension to other modes mediated by the same quark-level transitions is straightforward.

### $B \rightarrow D^{(*)}K^{(*)}$ with $D \rightarrow CP$ eigenstate decays

In the GLW analysis, the measured quantities are the partial rate asymmetry

$$A_{CP} = \frac{\Gamma(B^- \rightarrow D_{CP}K^-) - \Gamma(B^+ \rightarrow D_{CP}K^+)}{\Gamma(B^- \rightarrow D_{CP}K^-) + \Gamma(B^+ \rightarrow D_{CP}K^+)} \quad (138)$$

and the charge-averaged rate

$$R_{CP} = \frac{2\Gamma(B^+ \rightarrow D_{CP}K^+)}{\Gamma(B^+ \rightarrow \bar{D}^0 K^+)} \quad (139)$$

which are measured for  $D$  decays to both  $CP$ -even and  $CP$ -odd final states. It is often experi-

---

<sup>21</sup>Note that the definition of  $\delta_D$  in Eq. (137) differs by a shift of  $\pi$  from that used for  $D^0 \rightarrow K^\pm \pi^\mp$  decays in Sec. 10.

mentally convenient to measure  $R_{CP}$  using a double ratio,

$$R_{CP} \approx \frac{\Gamma(B^+ \rightarrow D_{CP} K^+) / \Gamma(B^+ \rightarrow \bar{D}^0 K^+)}{\Gamma(B^+ \rightarrow D_{CP} \pi^+) / \Gamma(B^+ \rightarrow \bar{D}^0 \pi^+)} \quad (140)$$

that is normalised both to the rate for the favoured  $\bar{D}^0 \rightarrow K^+ \pi^-$  decay, and to the equivalent quantities for  $B^+ \rightarrow D\pi^+$  decays (charge conjugate processes are implicitly included in Eqs. (139) and (140)). In this way the constant of proportionality drops out of Eq. (134). Eq. (140) is exact in the limit that the contribution of the  $b \rightarrow u$  decay amplitude to  $B^+ \rightarrow D\pi^+$  vanishes and when the flavour-specific rates  $\Gamma(B^+ \rightarrow \bar{D}^0 h^+)$  ( $h = \pi, K$ ) are determined using appropriately flavour-specific  $D$  decays. In reality, the Cabibbo-favoured  $D \rightarrow K\pi$  decay is used, which is not perfectly flavour-specific. This introduces a small bias, and corresponding systematic uncertainty, in measurements of  $R_{CP}$  using Eq. (140). The effect can however be fully accounted for when combining multiple measurements with sensitivity to  $\gamma$ , including results from  $B \rightarrow D\pi$  decays (see Sec. 6.15.7).

### $B \rightarrow D^{(*)} K^{(*)}$ with $D \rightarrow$ non- $CP$ eigenstate two-body decays

For the ADS analysis, which is based on a suppressed  $D \rightarrow f$  decay, the measured quantities are again the partial rate asymmetry and the charge-averaged rate. In this case it is sufficient to measure the rate in a single ratio (normalised to the favoured  $D \rightarrow \bar{f}$  decay) since potential systematic uncertainties related to detection cancel naturally; the observed charge-averaged rate is then

$$R_{\text{ADS}} = \frac{\Gamma(B^- \rightarrow [f]_D K^-) + \Gamma(B^+ \rightarrow [\bar{f}]_D K^+)}{\Gamma(B^- \rightarrow [\bar{f}]_D K^-) + \Gamma(B^+ \rightarrow [f]_D K^+)} \quad (141)$$

where the inclusion of charge-conjugate modes has been made explicit. The  $CP$  asymmetry is defined as

$$A_{\text{ADS}} = \frac{\Gamma(B^- \rightarrow [f]_D K^-) - \Gamma(B^+ \rightarrow [f]_D K^+)}{\Gamma(B^- \rightarrow [f]_D K^-) + \Gamma(B^+ \rightarrow [f]_D K^+)} \quad (142)$$

Since the uncertainty of  $A_{\text{ADS}}$  depends on the central value of  $R_{\text{ADS}}$ , for some statistical treatments it is preferable to use an alternative pair of parameters [310]

$$R_- = \frac{\Gamma(B^- \rightarrow [f]_D K^-)}{\Gamma(B^- \rightarrow [\bar{f}]_D K^-)} \quad R_+ = \frac{\Gamma(B^+ \rightarrow [\bar{f}]_D K^+)}{\Gamma(B^+ \rightarrow [f]_D K^+)} \quad (143)$$

where there is no implied inclusion of charge-conjugate processes. These parameters are statistically uncorrelated but may be affected by common sources of systematic uncertainty. We use the  $(R_{\text{ADS}}, A_{\text{ADS}})$  set in our compilation where available.

In the ADS analysis, there are two additional unknowns ( $r_D$  and  $\delta_D$ ) compared to the GLW case. Additional constraints are therefore required in order to obtain sensitivity to  $\gamma$ . Generally, one needs access to two different linear admixtures of  $D^0$  and  $\bar{D}^0$  states in order to determine the relative phase: one such sample can be flavour tagged  $D$  mesons, which are available in abundant quantities in many experiments; the other can be  $CP$ -tagged  $D$  mesons from  $\psi(3770)$  decays, or a superposition of  $D^0$  and  $\bar{D}^0$  from  $D^0$ - $\bar{D}^0$  mixing or from production in  $B \rightarrow DK$  decays. In fact, the most precise information on both  $r_D$  and  $\delta_D$  for  $D \rightarrow K\pi$  currently comes from global fits to charm mixing data, as discussed in Sec. 10.1.

The relation of  $A_{\text{ADS}}$  to the underlying parameters given in Eq. (135) and Table 23 is exact for a two-body  $D$  decay. For multibody decays, a similar formalism can be used with the introduction of a coherence factor [311]. This is most appropriate for doubly-Cabibbo-suppressed decays to non-self-conjugate final states, but can also be modified for use with singly-Cabibbo-suppressed decays [312]. For multibody self-conjugate final states, such as  $K_S^0 \pi^+ \pi^-$ , a Dalitz plot analysis (discussed below) is often more appropriate. However, in certain cases where the final state can be approximated as a  $CP$  eigenstate, a modified version of the GLW formalism can be used [313]. In such cases the observables are denoted  $A_{\text{qGLW}}$  and  $R_{\text{qGLW}}$  to indicate that the final state is not a pure  $CP$  eigenstate.

### $B \rightarrow D^{(*)} K^{(*)}$ with $D \rightarrow$ multibody final state decays

In the model-dependent Dalitz-plot (or BPGGSZ) analysis of  $D$  decays to multibody self-conjugate final states, the values of  $r_D$  and  $\delta_D$  across the Dalitz plot are given by an amplitude model (with parameters typically obtained from data). A simultaneous fit to the  $B^+$  and  $B^-$  samples can then be used to obtain  $\gamma$ ,  $r_B$  and  $\delta_B$  directly. The uncertainties on the phases depend approximately inversely on  $r_B$ , which is positive definite and therefore tends to be overestimated leading to an underestimation of the uncertainty on  $\gamma$  that must be corrected statistically (unless  $\sigma(r_B) \ll r_B$ ). An alternative approach is to fit for the “Cartesian” variables

$$(x_{\pm}, y_{\pm}) = (\text{Re}(r_B e^{i(\delta_B \pm \gamma)}), \text{Im}(r_B e^{i(\delta_B \pm \gamma)})) = (r_B \cos(\delta_B \pm \gamma), r_B \sin(\delta_B \pm \gamma)). \quad (144)$$

These variables tend to be statistically well-behaved, and are therefore appropriate for combination of results obtained from independent  $B^{\pm}$  data samples.

The assumption of a model for the  $D$  decay leads to a non-negligible, and hard to quantify, source of uncertainty. To obviate this, it is possible to use instead a model-independent approach, in which the Dalitz plot (or, more generally, the phase space) is binned [302, 314, 315]. In this case, hadronic parameters describing the average strong phase difference in each bin between the interfering decay amplitudes enter the equations. These parameters can be determined from interference effects in decays of quantum-correlated  $D\bar{D}$  pairs produced at the  $\psi(3770)$  resonance. Measurements of such parameters have been made for several hadronic  $D$  decays by CLEO-c and BESIII.

When a multibody  $D$  decay is dominated by one  $CP$  state, additional sensitivity to  $\gamma$  is obtained from the relative widths of the  $B^+ \rightarrow DK^+$  and  $B^- \rightarrow DK^-$  decays. This can be taken into account in various ways. One possibility is to perform a GLW-like analysis, as mentioned above. An alternative approach proceeds by defining

$$z_{\pm} = x_{\pm} + iy_{\pm}, \quad x_0 = - \int \text{Re}[f(s_1, s_2) f^*(s_2, s_1)] ds_1 ds_2, \quad (145)$$

where  $s_1, s_2$  are the coordinates of invariant mass squared that define the Dalitz plot and  $f$  is the complex amplitude for  $D$  decay as a function of the Dalitz plot coordinates.<sup>22</sup> The fitted parameters  $(\rho^{\pm}, \theta^{\pm})$  are then defined by

$$\rho^{\pm} e^{i\theta^{\pm}} = z_{\pm} - x_0. \quad (146)$$

<sup>22</sup>The  $x_0$  parameter gives a model-dependent measure of the net  $CP$  content of the final state [313, 316]. It is closely related to the  $c_i$  parameters of the model dependent Dalitz plot analysis [302, 314, 315], and the coherence factor of inclusive ADS-type analyses [311], integrated over the entire Dalitz plot.

1736 Note that the yields of  $B^\pm$  decays are proportional to  $1 + (\rho^\pm)^2 - (x_0)^2$ . This choice of variables  
1737 has been used by *BABAR* in the analysis of  $B^+ \rightarrow DK^+$  with  $D \rightarrow \pi^+\pi^-\pi^0$  [317]; for this  $D$   
1738 decay, and with the assumed amplitude model, a value of  $x_0 = 0.850$  is obtained.

1739 The relations between the measured quantities and the underlying parameters are sum-  
1740 marised in Table 23. It must be emphasised that the hadronic factors  $r_B$  and  $\delta_B$  are different,  
1741 in general, for each  $B$  decay mode.

Table 23: Summary of relations between measured and physical parameters in GLW, ADS and Dalitz analyses of  $B \rightarrow D^{(*)}K^{(*)}$  decays.

GLW analysis	
$R_{CP\pm}$	$1 + r_B^2 \pm 2r_B \cos(\delta_B) \cos(\gamma)$
$A_{CP\pm}$	$\pm 2r_B \sin(\delta_B) \sin(\gamma) / R_{CP\pm}$
ADS analysis	
$R_{\text{ADS}}$	$r_B^2 + r_D^2 + 2r_B r_D \cos(\delta_B + \delta_D) \cos(\gamma)$
$A_{\text{ADS}}$	$2r_B r_D \sin(\delta_B + \delta_D) \sin(\gamma) / R_{\text{ADS}}$
BPGGSZ Dalitz analysis ( $D \rightarrow K_s^0 \pi^+ \pi^-$ )	
$x_\pm$	$r_B \cos(\delta_B \pm \gamma)$
$y_\pm$	$r_B \sin(\delta_B \pm \gamma)$
Dalitz analysis ( $D \rightarrow \pi^+ \pi^- \pi^0$ )	
$\rho^\pm$	$ z_\pm - x_0 $
$\theta^\pm$	$\tan^{-1}(\text{Im}(z_\pm) / (\text{Re}(z_\pm) - x_0))$

### 1742 6.3 Common inputs and uncertainty treatment

1743 As described in Chapter 3, where measurements combined in an average depend on external  
1744 parameters, it can be important to rescale to the latest values of those parameters in order to  
1745 obtain the most precise and accurate results. In practice, this is only necessary for modes with  
1746 reasonably small statistical uncertainties, so that the systematic uncertainty associated with  
1747 the knowledge of the external parameter is not negligible. Among the averages in this section,  
1748 rescaling to common inputs is only done for  $b \rightarrow c\bar{c}s$  transitions of  $B^0$  mesons. Correlated  
1749 sources of systematic uncertainty are also taken into account in these averages. For most other  
1750 modes, the effects of common inputs and sources of systematic uncertainty are currently negli-  
1751 gible, however similar considerations are applied when combining results to obtain constraints  
1752 on  $\alpha \equiv \phi_2$  and  $\gamma \equiv \phi_3$  as discussed in Secs. 6.12.1 and 6.15.7, respectively.

1753 The common inputs used for calculating the averages are listed in Table 24. The aver-  
1754 age values for the  $B^0$  lifetime ( $\tau(B^0)$ ), mixing parameter ( $\Delta m_d$ ) and relative width difference  
1755 ( $\Delta\Gamma_d/\Gamma_d$ ) averages are discussed in Chapter 5. The fraction of the perpendicularly polarised  
1756 component ( $|A_\perp|^2$ ) in  $B \rightarrow J/\psi K^*(892)$  decays, which determines the  $CP$  composition in these  
1757 decays, is averaged from results by *BABAR* [318], Belle [319], CDF [320], D0 [71] and LHCb [321]  
1758 (see also Chapter 8).

1759 As explained in Chapter 2, we do not apply a rescaling factor on the uncertainty of an  
1760 average that has  $\chi^2/\text{dof} > 1$  (unlike the procedure currently used by the PDG [9]). We

Table 24: Common inputs used in calculating the averages.

$\tau(B^0)$	$1.519 \pm 0.004 \text{ ps}$
$\Delta m_d$	$0.5065 \pm 0.0019 \text{ ps}^{-1}$
$\Delta\Gamma_d/\Gamma_d$	$0.001 \pm 0.010$
$ A_\perp ^2(J/\psi K^*)$	$0.209 \pm 0.006$

provide a confidence level of the fit so that one can know the consistency of the measurements included in the average, and attach comments in case some care needs to be taken in the interpretation. Note that, in general, results obtained from small data samples will exhibit some non-Gaussian behaviour. We average measurements with asymmetric uncertainties using the PDG [9] prescription. In cases where several measurements are correlated (*e.g.*  $S_f$  and  $C_f$  in measurements of time-dependent  $CP$  violation in  $B$  decays to a particular  $CP$  eigenstate) we take these into account in the averaging procedure if the uncertainties are sufficiently Gaussian. For measurements where one uncertainty is given, it represents the total uncertainty, where statistical and systematic uncertainties have been added in quadrature. If two uncertainties are given, the first is statistical and the second systematic. If more than two uncertainties are given, the origin of the additional uncertainty will be explained in the text.

## 6.4 Time-dependent asymmetries in $b \rightarrow c\bar{c}s$ transitions

### 6.4.1 Time-dependent $CP$ asymmetries in $b \rightarrow c\bar{c}s$ decays to $CP$ eigenstates

In the Standard Model, the time-dependent parameters for  $B^0$  decays governed by  $b \rightarrow c\bar{c}s$  transitions are predicted to be  $S_{b \rightarrow c\bar{c}s} = -\eta \sin(2\beta)$  and  $C_{b \rightarrow c\bar{c}s} = 0$  to very good accuracy. Deviations from this relation are currently limited to the level of  $\lesssim 1^\circ$  on  $2\beta$  [230, 322, 323]. The averages for  $-\eta S_{b \rightarrow c\bar{c}s}$  and  $C_{b \rightarrow c\bar{c}s}$  are provided in Table 25 and shown in Fig. 10. In all such figures in this Chapter, error bars cover 68% confidence regions, and the corresponding ranges accounting only for statistical uncertainties are also indicated (though sometimes not distinguishable from the total uncertainty).

Both *BABAR* and *Belle* have used the  $\eta = -1$  modes  $J/\psi K_S^0$ ,  $\psi(2S)K_S^0$ ,  $\chi_{c1}K_S^0$  and  $\eta_c K_S^0$ , as well as  $J/\psi K_L^0$ , which has  $\eta = +1$  and  $J/\psi K^{*0}(892)$ , which is found to have  $\eta$  close to  $+1$  based on the measurement of  $|A_\perp|$  (see Sec. 6.3). The most recent *Belle* result does not use  $\eta_c K_S^0$  or  $J/\psi K^{*0}(892)$  decays.<sup>23</sup> LHCb has used  $J/\psi K_S^0$  (data with  $J/\psi \rightarrow \mu^+\mu^-$  and  $e^+e^-$  are reported in different publications) and  $\psi(2S)K_S^0$  decays. ALEPH, OPAL, and CDF have used only the  $J/\psi K_S^0$  final state. *BABAR* has also determined the  $CP$  violation parameters of the  $B^0 \rightarrow \chi_{c0}K_S^0$  decay from the time-dependent Dalitz-plot analysis of the  $B^0 \rightarrow \pi^+\pi^-K_S^0$  mode (see Sec. 6.7.2). In addition, *Belle* has performed a measurement with data accumulated at the  $\Upsilon(5S)$  resonance, using the  $J/\psi K_S^0$  final state – this involves a different flavour tagging method compared to the measurements performed with data accumulated at the  $\Upsilon(4S)$  resonance. A breakdown of results in each charmonium-kaon final state is given in Table 26.

While the uncertainty in the average for  $-\eta S_{b \rightarrow c\bar{c}s}$  is limited by the statistical uncertainty,

<sup>23</sup>Previous analyses from *Belle* did include these channels [79], but it is not possible to obtain separate results for those modes from the published information.



Table 25: Results and averages for  $S_{b \rightarrow c\bar{c}s}$  and  $C_{b \rightarrow c\bar{c}s}$ . The averages are given from a combination of the most precise results only, and also including less precise measurements.

Experiment		Sample size	$-\eta S_{b \rightarrow c\bar{c}s}$	$C_{b \rightarrow c\bar{c}s}$
Most precise				
BABAR $b \rightarrow c\bar{c}s$	[324]	$N(B\bar{B}) = 465\text{M}$	$0.687 \pm 0.028 \pm 0.012$	$0.024 \pm 0.020 \pm 0.016$
Belle $b \rightarrow c\bar{c}s$	[325]	$N(B\bar{B}) = 772\text{M}$	$0.667 \pm 0.023 \pm 0.012$	$-0.006 \pm 0.016 \pm 0.012$
LHCb $J/\psi K_s^0$	[326, 327]	$\int \mathcal{L} dt = 3 \text{ fb}^{-1}$	$0.75 \pm 0.04$	$-0.014 \pm 0.030$
LHCb $\psi(2S) K_s^0$	[327]	$\int \mathcal{L} dt = 3 \text{ fb}^{-1}$	$0.84 \pm 0.10 \pm 0.01$	$-0.05 \pm 0.10 \pm 0.01$
<b>Average</b>			$0.698 \pm 0.017$	$-0.005 \pm 0.015$
Confidence level			$0.09 (1.7\sigma)$	$0.54 (0.6\sigma)$
Less precise				
BABAR $\chi_{c0} K_s^0$	[265]	$N(B\bar{B}) = 383\text{M}$	$0.69 \pm 0.52 \pm 0.04 \pm 0.07$	$-0.29^{+0.53}_{-0.44} \pm 0.03 \pm 0.05$
BABAR $J/\psi K_s^0$ (*)	[328]	$N(B\bar{B}) = 88\text{M}$	$1.56 \pm 0.42 \pm 0.21$	–
ALEPH	[329]	$N(Z \rightarrow \text{hadrons}) = 4\text{M}$	$0.84^{+0.82}_{-1.04} \pm 0.16$	–
OPAL	[330]	$N(Z \rightarrow \text{hadrons}) = 4.4\text{M}$	$3.2^{+1.8}_{-2.0} \pm 0.5$	–
CDF	[331]	$\int \mathcal{L} dt = 110 \text{ pb}^{-1}$	$0.79^{+0.41}_{-0.44}$	–
Belle $\Upsilon(5S)$	[332]	$\int \mathcal{L} dt = 121 \text{ fb}^{-1}$	$0.57 \pm 0.58 \pm 0.06$	–
<b>Average of all</b>			$0.699 \pm 0.017$	$-0.005 \pm 0.015$

(\*) This result uses “*hadronic and previously unused muonic decays of the  $J/\psi$* ”. We neglect a small possible correlation of this result with the main BABAR result [324] that could be caused by reprocessing of the data.

the precision for  $C_{b \rightarrow c\bar{c}s}$  is close to being dominated by the systematic uncertainty, particularly for measurements from the  $e^+e^-$   $B$  factory experiments. This occurs due to the possible effect of tag-side interference [283] on the  $C_{b \rightarrow c\bar{c}s}$  measurement, an effect which is correlated between different  $e^+e^- \rightarrow \Upsilon(4S) \rightarrow B\bar{B}$  experiments. Understanding of this effect may continue to improve in the future, allowing the uncertainty to reduce.

#### 6.4.2 Constraints on $\beta \equiv \phi_1$

From the average for  $-\eta S_{b \rightarrow c\bar{c}s}$  above, we obtain the following solutions for  $\beta$  (in  $[0, \pi]$ ):

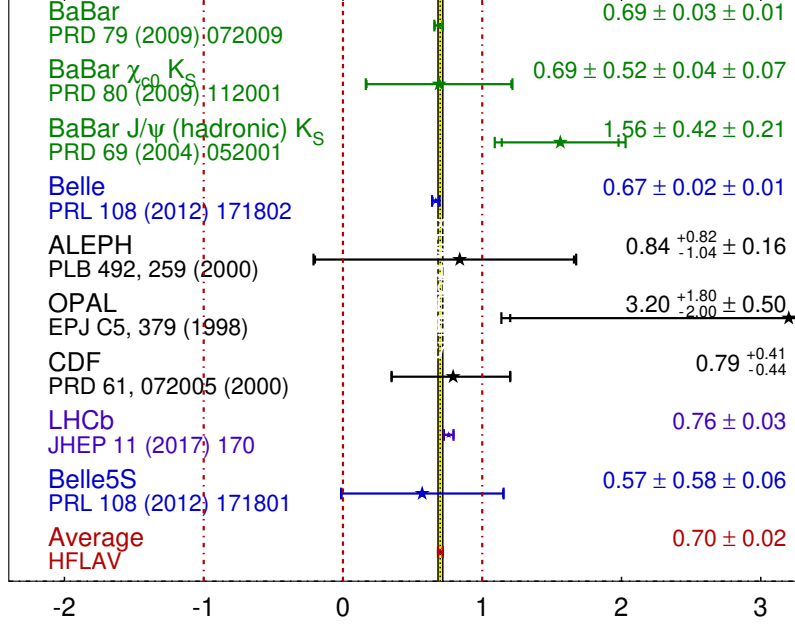
$$\beta = (22.2 \pm 0.7)^\circ \quad \text{or} \quad \beta = (67.8 \pm 0.7)^\circ. \quad (147)$$

This result gives a precise constraint on the  $(\bar{\rho}, \bar{\eta})$  plane, as shown in Fig. 11. The measurement is in remarkable agreement with other constraints from  $CP$ -conserving quantities, and with  $CP$  violation in the kaon system, in the form of the parameter  $\epsilon_K$ . Such comparisons have been performed by various phenomenological groups, such as CKMfitter [242] and UTFit [334] (see also Refs. [335, 336]).

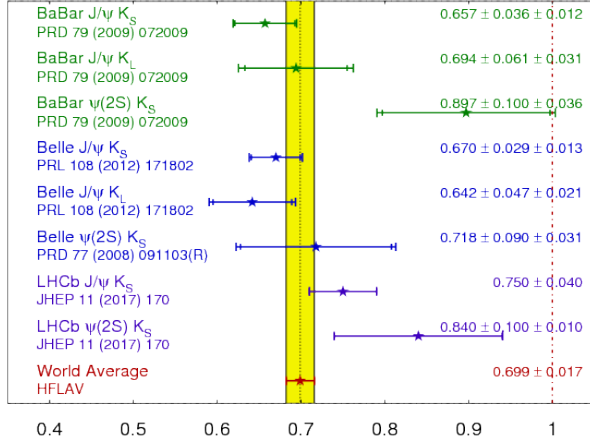
#### 6.4.3 Time-dependent transversity analysis of $B^0 \rightarrow J/\psi K^{*0}$ decays

$B$  meson decays to the vector-vector final state  $J/\psi K^{*0}$  are also mediated by the  $b \rightarrow c\bar{c}s$  transition. When a final state that is not flavour-specific ( $K^{*0} \rightarrow K_s^0 \pi^0$ ) is used, a time-dependent transversity analysis can be performed, yielding sensitivity to both  $\sin(2\beta)$  and  $\cos(2\beta)$  [337]. Such analyses have been performed by both  $B$  factory experiments. In principle,

$$\sin(2\beta) \equiv \sin(2\phi_1) \quad \text{HFLAV 2021}$$



$$\sin(2\beta) \equiv \sin(2\phi_1) \quad \text{HFLAV 2021}$$



$$b \rightarrow c\bar{c}s \quad C_{CP} \quad \text{HFLAV 2021}$$

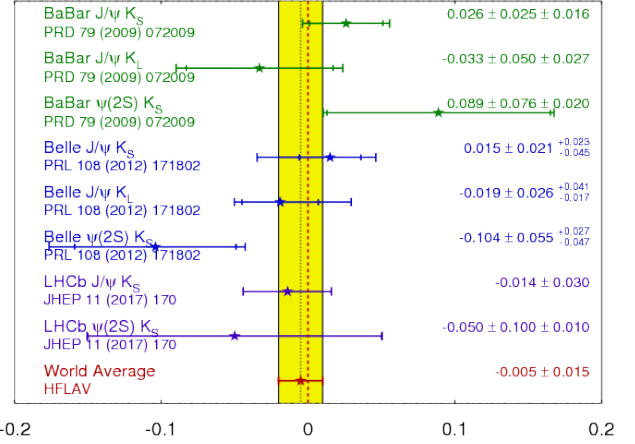


Figure 10: (Top) Average of measurements of  $S_{b \rightarrow c\bar{c}s}$ , interpreted as  $\sin(2\beta)$ , with (bottom left) the same but excluding less precise measurements to allow inspection of the detail. (Bottom right) More precise results and the world average for  $C_{b \rightarrow c\bar{c}s}$ .

Table 26: Breakdown of results on  $S_{b \rightarrow c\bar{c}s}$  and  $C_{b \rightarrow c\bar{c}s}$ .

Mode		Sample size	$-\eta S_{b \rightarrow c\bar{c}s}$	$C_{b \rightarrow c\bar{c}s}$
<i>BABAR</i>				
$J/\psi K_S^0$	[324]	$N(B\bar{B}) = 465\text{M}$	$0.657 \pm 0.036 \pm 0.012$	$0.026 \pm 0.025 \pm 0.016$
$J/\psi K_L^0$	[324]	$N(B\bar{B}) = 465\text{M}$	$0.694 \pm 0.061 \pm 0.031$	$-0.033 \pm 0.050 \pm 0.027$
$\mathbf{J}/\psi \mathbf{K}^0$	[324]	$N(B\bar{B}) = 465\text{M}$	$0.666 \pm 0.031 \pm 0.013$	$0.016 \pm 0.023 \pm 0.018$
$\psi(2S)K_S^0$	[324]	$N(B\bar{B}) = 465\text{M}$	$0.897 \pm 0.100 \pm 0.036$	$0.089 \pm 0.076 \pm 0.020$
$\chi_{c1}K_S^0$	[324]	$N(B\bar{B}) = 465\text{M}$	$0.614 \pm 0.160 \pm 0.040$	$0.129 \pm 0.109 \pm 0.025$
$\eta_c K_S^0$	[324]	$N(B\bar{B}) = 465\text{M}$	$0.925 \pm 0.160 \pm 0.057$	$0.080 \pm 0.124 \pm 0.029$
$J/\psi K^{*0}(892)$	[324]	$N(B\bar{B}) = 465\text{M}$	$0.601 \pm 0.239 \pm 0.087$	$0.025 \pm 0.083 \pm 0.054$
<b>All</b>	[324]	$N(B\bar{B}) = 465\text{M}$	$0.687 \pm 0.028 \pm 0.012$	$0.024 \pm 0.020 \pm 0.016$
<i>Belle</i>				
$J/\psi K_S^0$	[325]	$N(B\bar{B}) = 772\text{M}$	$0.670 \pm 0.029 \pm 0.013$	$0.015 \pm 0.021^{+0.023}_{-0.045}$
$J/\psi K_L^0$	[325]	$N(B\bar{B}) = 772\text{M}$	$0.642 \pm 0.047 \pm 0.021$	$-0.019 \pm 0.026^{+0.041}_{-0.017}$
$\psi(2S)K_S^0$	[325]	$N(B\bar{B}) = 772\text{M}$	$0.738 \pm 0.079 \pm 0.036$	$-0.104 \pm 0.055^{+0.027}_{-0.047}$
$\chi_{c1}K_S^0$	[325]	$N(B\bar{B}) = 772\text{M}$	$0.640 \pm 0.117 \pm 0.040$	$0.017 \pm 0.083^{+0.026}_{-0.046}$
<b>All</b>	[325]	$N(B\bar{B}) = 772\text{M}$	$0.667 \pm 0.023 \pm 0.012$	$-0.006 \pm 0.016 \pm 0.012$
<b>LHCb</b>				
$J/\psi(\rightarrow \mu^+\mu^-)K_S^0$	[326]	$\int \mathcal{L} dt = 3 \text{ fb}^{-1}$	$0.731 \pm 0.035 \pm 0.020$	$-0.038 \pm 0.032 \pm 0.005$
$J/\psi(\rightarrow e^+e^-)K_S^0$	[327]	$\int \mathcal{L} dt = 3 \text{ fb}^{-1}$	$0.83 \pm 0.08 \pm 0.01$	$0.12 \pm 0.07 \pm 0.02$
$\psi(2S)K_S^0$	[327]	$\int \mathcal{L} dt = 3 \text{ fb}^{-1}$	$0.84 \pm 0.10 \pm 0.01$	$-0.05 \pm 0.10 \pm 0.01$
<b>Averages</b>				
$J/\psi K_S^0 (*)$			$0.695 \pm 0.019$	$0.000 \pm 0.020$
$J/\psi K_L^0$			$0.663 \pm 0.041$	$-0.023 \pm 0.030$
$\psi(2S)K_S^0$			$0.817 \pm 0.056$	$-0.019 \pm 0.048$
$\chi_{c1}K_S^0$			$0.632 \pm 0.099$	$0.066 \pm 0.074$

(\*) Belle II has presented a first result with  $B^0 \rightarrow J/\psi K_S^0$ , measuring  $\sin(2\beta) = 0.55 \pm 0.21 \pm 0.04$ , where the first uncertainty is statistical and the second is systematic [333]. We do not include this result in our averages as it is not planned to be published.

the strong phases between the transversity amplitudes are not uniquely determined by such an analysis, leading to a discrete ambiguity in the sign of  $\cos(2\beta)$ . The *BABAR* collaboration resolves this ambiguity using the known variation [338] of the P-wave phase (fast) relative to that of the S-wave phase (slow) with the invariant mass of the  $K\pi$  system in the vicinity of the  $K^*(892)$  resonance. The result is in agreement with the prediction from  $s$ -quark helicity conservation, and corresponds to Solution II defined by Suzuki [339]. We include only the solutions consistent with this phase variation in Table 27 and Fig. 12.

At present, the results are dominated by large and non-Gaussian statistical uncertainties, and exhibit significant correlations. We perform uncorrelated averages, which necessitates care in the interpretation of these averages. Nonetheless, it is clear that  $\cos(2\beta) > 0$  is preferred by the experimental data in  $J/\psi K^{*0}$  (for example, *BABAR* [340] finds a confidence level for  $\cos(2\beta) > 0$  of 89%).

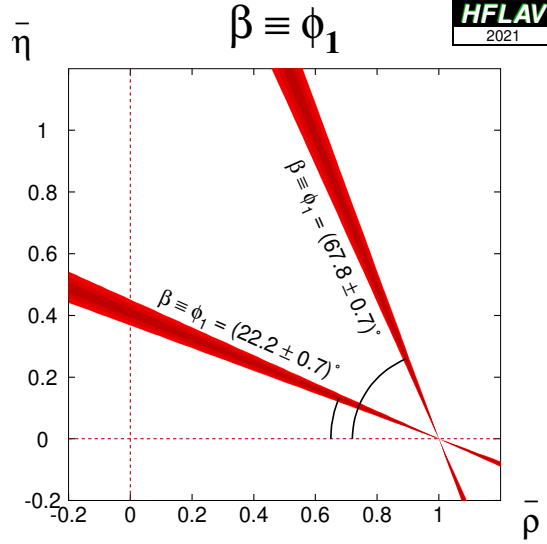


Figure 11: Constraints on the  $(\bar{\rho}, \bar{\eta})$  plane, obtained from the average of  $-\eta S_{b \rightarrow c\bar{c}s}$  and Eq. (147). Note that the solution with the smaller (larger) value of  $\beta$  has  $\cos(2\beta) > 0$  ( $< 0$ ).

Table 27: Averages from  $B^0 \rightarrow J/\psi K^{*0}$  transversity analyses.

Experiment	$N(B\bar{B})$	$\sin 2\beta$	$\cos 2\beta$	Correlation
BABAR [340]	88M	$-0.10 \pm 0.57 \pm 0.14$	$3.32^{+0.76}_{-0.96} \pm 0.27$	-0.37
Belle [319]	275M	$0.24 \pm 0.31 \pm 0.05$	$0.56 \pm 0.79 \pm 0.11$	0.22
<b>Average</b>		$0.16 \pm 0.28$	$1.64 \pm 0.62$	uncorrelated averages
Confidence level		$0.61$ (0.5 $\sigma$ )	$0.03$ (2.2 $\sigma$ )	

#### 6.4.4 Time-dependent $CP$ asymmetries in $B^0 \rightarrow D^{*+}D^{*-}K_s^0$ decays

Both BABAR [256] and Belle [257] have performed time-dependent analyses of the  $B^0 \rightarrow D^{*+}D^{*-}K_s^0$  decay, to obtain information on the sign of  $\cos(2\beta)$ . More information can be found in Sec. 6.2.5. The results are given in Table 28, and shown in Fig. 13. From their result and the assumption that  $J_{s2} > 0$ , BABAR infers that  $\cos(2\beta) > 0$  at the 94% confidence level [256].

#### 6.4.5 Time-dependent analysis of $B_s^0$ decays through the $b \rightarrow c\bar{c}s$ transition

As described in Sec. 6.2.3, time-dependent analysis of decays such as  $B_s^0 \rightarrow J/\psi\phi$  probes the  $CP$  violating phase of  $B_s^0-\bar{B}_s^0$  oscillations,  $\phi_s$ .<sup>24</sup> The combination of results on  $B_s^0 \rightarrow J/\psi\phi$  decays, including also results from channels such as  $B_s^0 \rightarrow J/\psi\pi^+\pi^-$  and  $B_s^0 \rightarrow D_s^+D_s^-$  decays, is discussed in Chapter 5.

<sup>24</sup>We use  $\phi_s$  here to denote the same quantity labelled  $\phi_s^{c\bar{c}s}$  in Chapter 5. It should not be confused with the parameter  $\phi_{12} \equiv \arg[-M_{12}/\Gamma_{12}]$ , which historically was also often referred to as  $\phi_s$ .

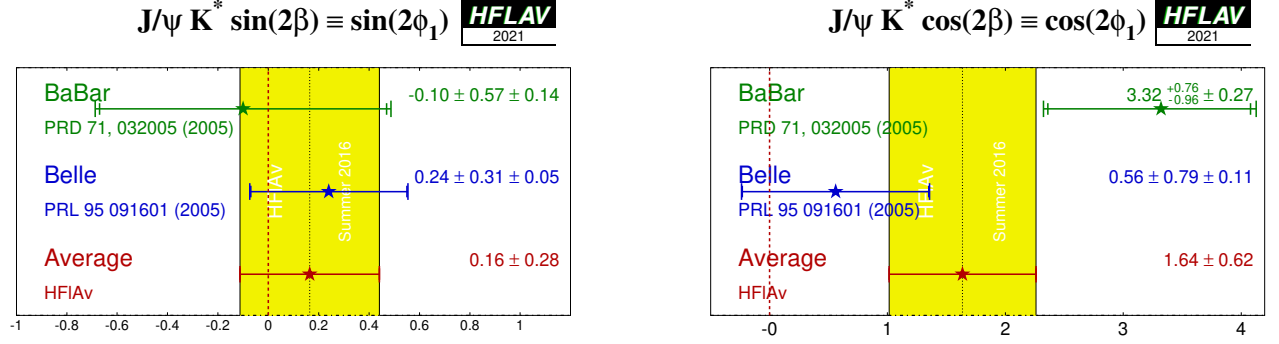


Figure 12: Averages of (left)  $\sin(2\beta) \equiv \sin(2\phi_1)$  and (right)  $\cos(2\beta) \equiv \cos(2\phi_1)$  from time-dependent analyses of  $B^0 \rightarrow J/\psi K^{*0}$  decays.

Table 28: Results from time-dependent analysis of  $B^0 \rightarrow D^{*+} D^{*-} K_s^0$ .

Experiment	$N(B\bar{B})$	$\frac{J_c}{J_0}$	$\frac{2J_{s1}}{J_0} \sin(2\beta)$	$\frac{2J_{s2}}{J_0} \cos(2\beta)$
BaBar [256]	230M	$0.76 \pm 0.18 \pm 0.07$	$0.10 \pm 0.24 \pm 0.06$	$0.38 \pm 0.24 \pm 0.05$
Belle [257]	449M	$0.60^{+0.25}_{-0.28} \pm 0.08$	$-0.17 \pm 0.42 \pm 0.09$	$-0.23^{+0.43}_{-0.41} \pm 0.13$
<b>Average</b>		$0.71 \pm 0.16$	$0.03 \pm 0.21$	$0.24 \pm 0.22$
Confidence level		$0.63 (0.5\sigma)$	$0.59 (0.5\sigma)$	$0.23 (1.2\sigma)$

## 6.5 Time-dependent $CP$ asymmetries in colour-suppressed $b \rightarrow \bar{c}ud$ transitions

### 6.5.1 Time-dependent $CP$ asymmetries: $b \rightarrow \bar{c}ud$ decays to $CP$ eigenstates

Decays of  $B$  mesons to final states such as  $D\pi^0$  are governed by  $b \rightarrow \bar{c}ud$  transitions. If the final state is a  $CP$  eigenstate, *e.g.*  $D_{CP}\pi^0$ , the usual time-dependent formulae are recovered, with the sine coefficient sensitive to  $\sin(2\beta)$ . Since there is no penguin contribution to these decays, there is even less associated theoretical uncertainty than for  $b \rightarrow \bar{c}s$  decays such as  $B \rightarrow J/\psi K_s^0$ . Such measurements therefore allow to test the Standard Model prediction that the  $CP$  violation parameters in  $b \rightarrow \bar{c}ud$  transitions are the same as those in  $b \rightarrow \bar{c}s$  [341]. Although there is an additional contribution from CKM suppressed  $b \rightarrow u\bar{c}d$  amplitudes, which have a different weak phase compared to the leading  $b \rightarrow \bar{c}ud$  transition, the effect is small and can be taken into account in the analysis [342, 343].

Results are available from a joint analysis of *BaBar* and *Belle* data [344]. The following  $CP$ -even final states are included:  $D\pi^0$  and  $D\eta$  with  $D \rightarrow K_s^0\pi^0$  and  $D \rightarrow K_s^0\omega$ ;  $D\omega$  with  $D \rightarrow K_s^0\pi^0$ ;  $D^*\pi^0$  and  $D^*\eta$  with  $D^* \rightarrow D\pi^0$  and  $D \rightarrow K^+K^-$ . The following  $CP$ -odd final states are included:  $D\pi^0$ ,  $D\eta$  and  $D\omega$  with  $D \rightarrow K^+K^-$ ,  $D^*\pi^0$  and  $D^*\eta$  with  $D^* \rightarrow D\pi^0$  and  $D \rightarrow K_s^0\pi^0$ . All  $B^0 \rightarrow D^{(*)}h^0$  decays are analysed together, taking into account the different  $CP$  factors (denoted  $D_{CP}^{(*)}h^0$ ). The results are summarised in Table 29.

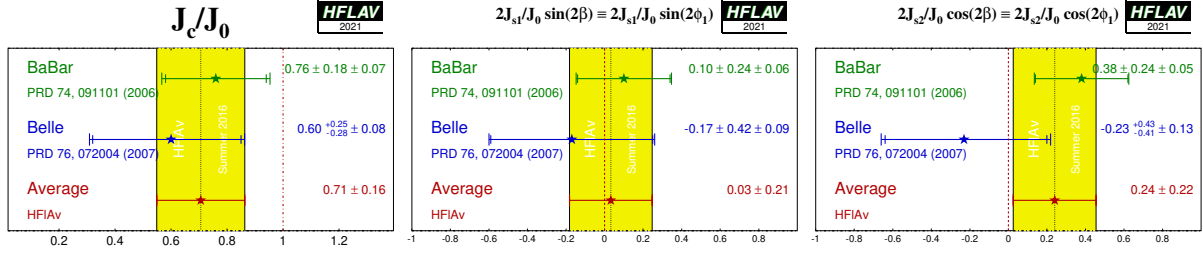


Figure 13: Averages of (left)  $(J_c/J_0)$ , (middle)  $(2J_{s1}/J_0) \sin(2\beta)$  and (right)  $(2J_{s2}/J_0) \cos(2\beta)$  from time-dependent analyses of  $B^0 \rightarrow D^{*+} D^{*-} K_s^0$  decays.

Table 29: Results from analyses of  $B^0 \rightarrow D^{(*)} h^0$ ,  $D \rightarrow CP$  eigenstates decays.

Experiment		$N(B\bar{B})$	$S_{CP}$	$C_{CP}$	Correlation
BABAR & Belle	[344]	1243M	$0.66 \pm 0.10 \pm 0.06$	$-0.02 \pm 0.07 \pm 0.03$	$-0.05$

### 6.5.2 Time-dependent Dalitz-plot analyses of $b \rightarrow c\bar{u}d$ decays

When multibody  $D$  decays, such as  $D \rightarrow K_s^0 \pi^+ \pi^-$  are used, a time-dependent analysis of the Dalitz plot of the neutral  $D$  decay allows for a direct determination of the weak phase  $2\beta$  or, equivalently, of both  $\sin(2\beta)$  and  $\cos(2\beta)$ . This information can be used to resolve the ambiguity in the measurement of  $2\beta$  from  $\sin(2\beta)$  [345].

Results are available from a joint analysis of BABAR and Belle data [251, 252]. The decays  $B \rightarrow D\pi^0$ ,  $B \rightarrow D\eta$ ,  $B \rightarrow D\omega$ ,  $B \rightarrow D^*\pi^0$  and  $B \rightarrow D^*\eta$  are used. (This collection of states is denoted by  $D^{(*)}h^0$ .) The daughter decays are  $D^* \rightarrow D\pi^0$  and  $D \rightarrow K_s^0 \pi^+ \pi^-$ . These results supersede those from previous analyses done separately by Belle [249] and BABAR [250] and are given in Table 30. Treating  $\beta$  as a free parameter in the fit, the result  $\beta = (22.5 \pm 4.4 \pm 1.2 \pm 0.6)^\circ$  is obtained. This corresponds to an observation of  $CP$  violation ( $\beta \neq 0$ ) at  $5.1\sigma$  significance, and evidence for  $\cos(2\beta) > 0$  at  $3.7\sigma$ . The solution with  $\cos(2\beta) < 0$ , corresponding to the ambiguous solution for  $\sin(2\beta)$  from  $b \rightarrow c\bar{c}s$  transitions, is ruled out at  $7.3\sigma$ .

Table 30: Averages from  $B^0 \rightarrow D^{(*)} h^0$ ,  $D \rightarrow K_s^0 \pi^+ \pi^-$  analyses.

Experiment		$N(B\bar{B})$	$\sin 2\beta$	$\cos 2\beta$
Model-dependent				
$BABAR$ & Belle	[251, 252]	1240M	$0.80 \pm 0.14 \pm 0.06 \pm 0.03$	$0.91 \pm 0.22 \pm 0.09 \pm 0.07$
Model-independent				
Belle	[253]	772M	$0.43 \pm 0.27 \pm 0.08$	$1.06 \pm 0.33^{+0.21}_{-0.15}$

A model-independent time-dependent analysis of  $B^0 \rightarrow D^{(*)} h^0$  decays, with  $D \rightarrow K_s^0 \pi^+ \pi^-$ , has been performed by Belle [253]. The decays  $B^0 \rightarrow D\pi^0$ ,  $B^0 \rightarrow D\eta$ ,  $B^0 \rightarrow D\eta'$ ,  $B^0 \rightarrow D\omega$ ,  $B^0 \rightarrow D^*\pi^0$  and  $B^0 \rightarrow D^*\eta$  are used. The results are also included in Table 30. From these results, Belle disfavours the  $\cos(2\phi_1) < 0$  solution that corresponds to the  $\sin(2\phi_1)$  results from

1868  $b \rightarrow c\bar{c}s$  transitions at  $5.1\sigma$  significance. The solution with  $\cos(2\phi_1) > 0$  is consistent with the  
 1869 data at the level of  $1.3\sigma$ . Note that due to the strong statistical and systematic correlations,  
 1870 model-dependent results and model-independent results from the same experiment cannot be  
 1871 combined.

### 1872 6.5.3 Combined results from time-dependent analyses of $b \rightarrow c\bar{u}d$ decays

1873 A comparison of the results for  $\sin(2\beta)$  from  $B^0 \rightarrow D^{(*)}h^0$  decays, with  $D$  decays to  $CP$   
 1874 eigenstates or to  $D \rightarrow K_S^0\pi^+\pi^-$ , is shown in Fig. 14. Averaging these results gives  $\sin(2\beta) =$   
 1875  $0.71 \pm 0.09$ , which is consistent with, but not as precise as, the value from  $b \rightarrow c\bar{c}s$  transitions.

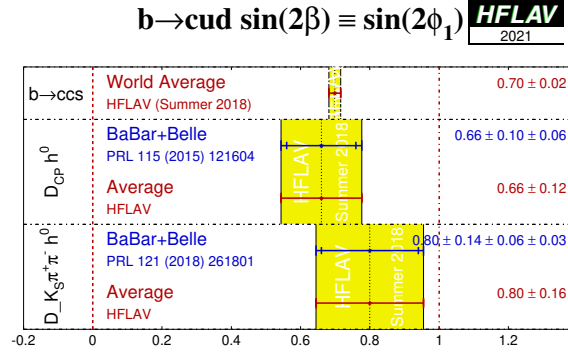


Figure 14: Averages of  $\sin(2\beta)$  measured in colour-suppressed  $b \rightarrow c\bar{u}d$  transitions.

## 1876 6.6 Time-dependent $CP$ asymmetries in $b \rightarrow c\bar{c}d$ transitions

1877 The transition  $b \rightarrow c\bar{c}d$  can occur via either a  $b \rightarrow c$  tree or a  $b \rightarrow d$  penguin amplitude. The  
 1878 flavour changing neutral current  $b \rightarrow d$  penguin can be mediated by any up-type quark in the  
 1879 loop, and hence the amplitude can be written as

$$\begin{aligned} A_{b \rightarrow d} &= F_u V_{ub} V_{ud}^* + F_c V_{cb} V_{cd}^* + F_t V_{tb} V_{td}^* \\ &= (F_u - F_c) V_{ub} V_{ud}^* + (F_t - F_c) V_{tb} V_{td}^*, \end{aligned} \quad (148)$$

1880 where  $F_{u,c,t}$  describe all factors, except CKM suppression, in each quark loop diagram. In the  
 1881 last line, both terms are  $\mathcal{O}(\lambda^3)$ , exposing that the  $b \rightarrow d$  penguin amplitude contains terms  
 1882 with different weak phases at the same order of CKM suppression.

1883 In Eq. (148), we have chosen to eliminate the  $F_c$  term using unitarity. However, we could  
 1884 equally well write

$$\begin{aligned} A_{b \rightarrow d} &= (F_u - F_t) V_{ub} V_{ud}^* + (F_c - F_t) V_{cb} V_{cd}^* \\ &= (F_c - F_u) V_{cb} V_{cd}^* + (F_t - F_u) V_{tb} V_{td}^*. \end{aligned} \quad (149)$$

1885 Since the  $b \rightarrow c\bar{c}d$  tree amplitude has the weak phase of  $V_{cb} V_{cd}^*$ , either of the above expressions  
 1886 allows the penguin amplitude to be decomposed into a part with the same weak phase as the  
 1887 tree amplitude and a part with another weak phase, which can be chosen to be either  $\beta$  or  $\gamma$ .  
 1888 The choice of parametrisation cannot, of course, affect the physics [346]. In any case, if the

tree amplitude dominates, there is little sensitivity to any phase other than that from  $B^0-\bar{B}^0$  mixing.

The  $b \rightarrow c\bar{c}d$  transitions can be investigated with studies of various final states. Results are available from both *BABAR* and Belle using the final states  $J/\psi \pi^0$ ,  $D^+ D^-$ ,  $D^{*+} D^{*-}$  and  $D^{*\pm} D^\mp$ , and from LHCb using the final states  $J/\psi \rho^0$ ,  $D^+ D^-$  and  $D^{*\pm} D^\mp$ ; the averages of these results are given in Tables 31 and 32. The results using the  $CP$ -even modes  $J/\psi \pi^0$  and  $D^+ D^-$  are shown in Fig. 15 and Fig. 16 respectively, with two-dimensional constraints shown in Fig. 17. In all figures showing two-dimensional constraints in this Chapter, the contours contain 39.3% confidence regions, corresponding to a  $\Delta\chi^2$  or change in twice the negative log-likelihood of one unit. The corresponding regions accounting only for statistical uncertainties are also indicated (though sometimes not distinguishable from the total uncertainty).

Table 31: Averages for the  $b \rightarrow c\bar{c}d$  modes,  $B^0 \rightarrow J/\psi \pi^0$  and  $D^+ D^-$ .

Experiment		Sample size	$S_{CP}$	$C_{CP}$	Correlation
$J/\psi\pi^0$					
<i>BABAR</i>	[347]	$N(B\overline{B}) = 466\text{M}$	$-1.23 \pm 0.21 \pm 0.04$	$-0.20 \pm 0.19 \pm 0.03$	0.20
Belle	[348]	$N(B\overline{B}) = 772\text{M}$	$-0.59 \pm 0.19 \pm 0.03$	$0.15 \pm 0.14^{+0.03}_{-0.04}$	0.01
<b>Average</b>			$-0.86 \pm 0.14$	$0.04 \pm 0.12$	0.08
Confidence level			0.04 (2.0 $\sigma$ )		
$D^+D^-$					
<i>BABAR</i>	[248]	$N(B\overline{B}) = 467\text{M}$	$-0.65 \pm 0.36 \pm 0.05$	$-0.07 \pm 0.23 \pm 0.03$	-0.01
Belle	[278]	$N(B\overline{B}) = 772\text{M}$	$-1.06^{+0.21}_{-0.14} \pm 0.08$	$-0.43 \pm 0.16 \pm 0.05$	-0.12
LHCb	[349]	$\int \mathcal{L} dt = 3\text{fb}^{-1}$	$-0.54^{+0.17}_{-0.16} \pm 0.05$	$0.26^{+0.18}_{-0.17} \pm 0.02$	0.48
<b>Average</b>			$-0.84 \pm 0.12$	$-0.13 \pm 0.10$	0.18
Confidence level			0.027 (2.2 $\sigma$ )		

Results for the vector-vector mode  $J/\psi \rho^0$  are obtained from a full time-dependent amplitude analysis of  $B^0 \rightarrow J/\psi \pi^+ \pi^-$  decays. LHCb [231] finds a  $J/\psi \rho^0$  fit fraction of  $65.6 \pm 1.9\%$  and a longitudinal polarisation fraction of  $56.7 \pm 1.8\%$  (uncertainties are statistical only; both results are consistent with those from a time-integrated amplitude analysis [258] where systematic uncertainties were also evaluated). Fits are performed to obtain  $2\beta^{\text{eff}}$  in the cases that all transversity amplitudes are assumed to have the same  $CP$  violation parameter. A separate fit is performed allowing different parameters. The results in the former case are presented in terms of  $S_{CP}$  and  $C_{CP}$  in Table 32.

The vector-vector mode  $D^{*+} D^{*-}$  is found to be dominated by the  $CP$ -even, longitudinally polarised component. *BABAR* measures a  $CP$ -odd fraction of  $0.158 \pm 0.028 \pm 0.006$  [248], and Belle measures  $0.138 \pm 0.024 \pm 0.006$  [351]. These values are listed as  $R_\perp$  in Table 32, and are included in the averages so that correlations are taken into account.<sup>25</sup> *BABAR* has also performed an additional fit in which the  $CP$ -even and  $CP$ -odd components have independent pairs of  $CP$  violation parameters  $S$  and  $C$ . These results are included in Table 32. Results using  $D^{*+} D^{*-}$  are shown in Fig. 18.

<sup>25</sup>Note that the *BABAR* value given in Table 32 differs from the value quoted here, since that in the table is not corrected for efficiency.



Table 32: Averages for the  $b \rightarrow c\bar{c}d$  modes,  $J/\psi \rho^0$ ,  $D^{*+}D^{*-}$  and  $D^{*\pm}D^\mp$ .

Experiment	$N(B\bar{B})$	$S_{CP}$	$C_{CP}$	$R_{\perp}$		
LHCb	[231]	$3 \text{ fb}^{-1}$	$-0.66^{+0.13+0.09}_{-0.12-0.03}$	$-0.06 \pm 0.06^{+0.02}_{-0.01}$		
		$D^{*+}D^{*-}$				
BABAR	[248]	467M	$-0.70 \pm 0.16 \pm 0.03$	$0.05 \pm 0.09 \pm 0.02$		
BABAR part. rec.	[350]	471M	$-0.49 \pm 0.18 \pm 0.07 \pm 0.04$	$0.15 \pm 0.09 \pm 0.04$		
Belle	[351]	772M	$-0.79 \pm 0.13 \pm 0.03$	$-0.15 \pm 0.08 \pm 0.02$		
Average		$-0.71 \pm 0.09$	$-0.01 \pm 0.05$	$0.14 \pm 0.02 \pm 0.01$		
Confidence level			$0.72 (0.4\sigma)$	$0.15 \pm 0.02$		
Experiment	$N(B\bar{B})$	$S_{CP+}$	$C_{CP+}$	$S_{CP-}$	$C_{CP-}$	$R_{\perp}$
			$D^{*+}D^{*-}$			
BABAR	[248]	467M	$-0.76 \pm 0.16 \pm 0.04$	$0.02 \pm 0.12 \pm 0.02$	$-1.81 \pm 0.71 \pm 0.16$	$0.41 \pm 0.50 \pm 0.08$
						$0.15 \pm 0.03$
Experiment	$N(B\bar{B})$	$S$	$C$	$\Delta S$	$\Delta C$	$\mathcal{A}$
			$D^{*\pm}D^{\mp}$			
BABAR	[248]	467M	$-0.68 \pm 0.15 \pm 0.04$	$0.04 \pm 0.12 \pm 0.03$	$0.05 \pm 0.15 \pm 0.02$	$0.04 \pm 0.12 \pm 0.03$
Belle	[278]	772M	$-0.78 \pm 0.15 \pm 0.05$	$-0.01 \pm 0.11 \pm 0.04$	$-0.13 \pm 0.15 \pm 0.04$	$0.12 \pm 0.11 \pm 0.03$
LHCb	[352]	$\int \mathcal{L} dt = 9 \text{ fb}^{-1}$	$-0.86 \pm 0.08 \pm 0.02$	$-0.06 \pm 0.09 \pm 0.02$	$0.02 \pm 0.07 \pm 0.01$	$-0.03 \pm 0.09 \pm 0.02$
Average		$-0.81 \pm 0.06$	$-0.01 \pm 0.06$	$0.02 \pm 0.06$	$0.03 \pm 0.06$	$0.01 \pm 0.01$
Confidence level				$0.93 (0.1\sigma)$		

As discussed in Sec. 6.2.6, the most recent papers on the non- $CP$  eigenstate mode  $D^{*\pm}D^\mp$  use the  $(A, S, \Delta S, C, \Delta C)$  set of parameters. Therefore, we perform the averages with this choice, with results presented in Table 32.

In the absence of the penguin contribution (so-called tree dominance), the time-dependent parameters are given by  $S_{b \rightarrow c\bar{c}d} = -\eta \sin(2\beta)$ ,  $C_{b \rightarrow c\bar{c}d} = 0$ ,  $S_{+-} = \sin(2\beta + \delta)$ ,  $S_{-+} = \sin(2\beta - \delta)$ ,  $C_{+-} = -C_{-+}$  and  $\mathcal{A} = 0$ , where  $\delta$  is the strong phase difference between the  $D^{*+}D^-$  and  $D^{*-}D^+$  decay amplitudes. In the presence of the penguin contribution, there is no straightforward interpretation in terms of CKM parameters; however,  $CP$  violation in decay may be observed through any of  $C_{b \rightarrow c\bar{c}d} \neq 0$ ,  $C_{+-} \neq -C_{-+}$  or  $A_{+-} \neq 0$ .

The averages for the  $b \rightarrow c\bar{c}d$  modes are shown in Figs. 19 and 20. Results are consistent with tree dominance and with the Standard Model, although the Belle results in  $B^0 \rightarrow D^+D^-$  [353] show an indication of  $CP$  violation in decay, and hence a non-zero penguin contribution. The average of  $S_{b \rightarrow c\bar{c}d}$  in each of the  $J/\psi\pi^0$ ,  $D^+D^-$  and  $D^{*+}D^{*-}$  final states is more than  $5\sigma$  away from zero, corresponding to observations of  $CP$  violation in these decay channels. Possible non-Gaussian effects due to some of the input measurements being outside the physical region ( $S_{CP}^2 + C_{CP}^2 \leq 1$ ) should, however, be borne in mind.

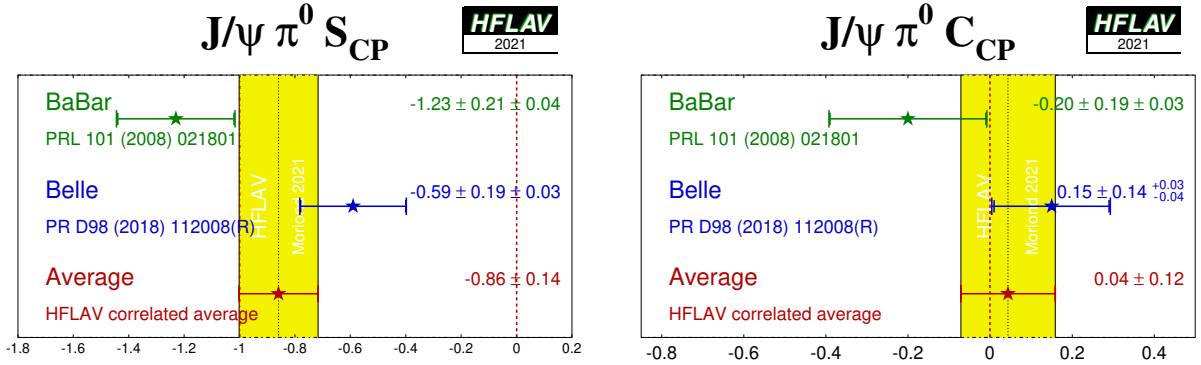


Figure 15: Averages of (left)  $S_{b \rightarrow c\bar{c}d}$  and (right)  $C_{b \rightarrow c\bar{c}d}$  for the mode  $B^0 \rightarrow J/\psi\pi^0$ .

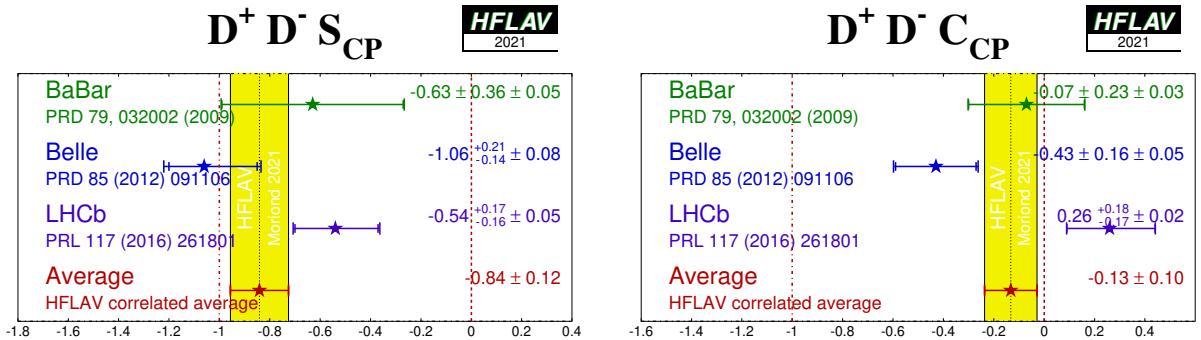


Figure 16: Averages of (left)  $S_{b \rightarrow c\bar{c}d}$  and (right)  $C_{b \rightarrow c\bar{c}d}$  for the mode  $B^0 \rightarrow D^+D^-$ .

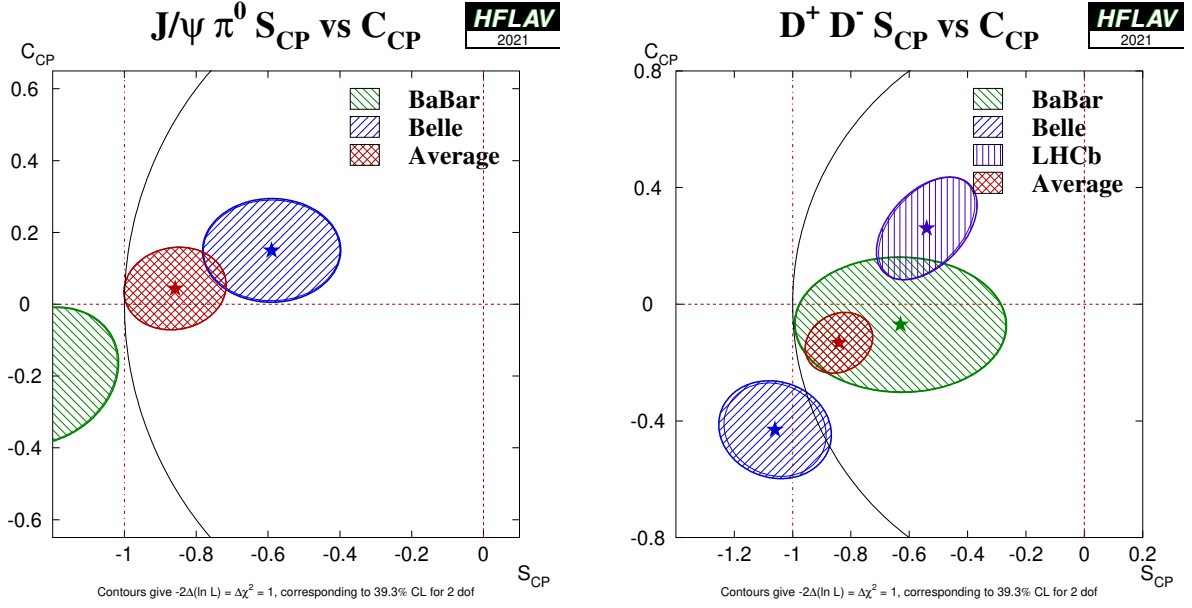


Figure 17: Averages of two  $b \rightarrow c\bar{c}d$  dominated channels, for which correlated averages are performed, in the  $S_{CP}$  vs.  $C_{CP}$  plane. Contours at  $S_{CP}^2 + C_{CP}^2 = 1$  represent the physical boundary for the parameters. (Left)  $B^0 \rightarrow J/\psi\pi^0$  and (right)  $B^0 \rightarrow D^+D^-$ .

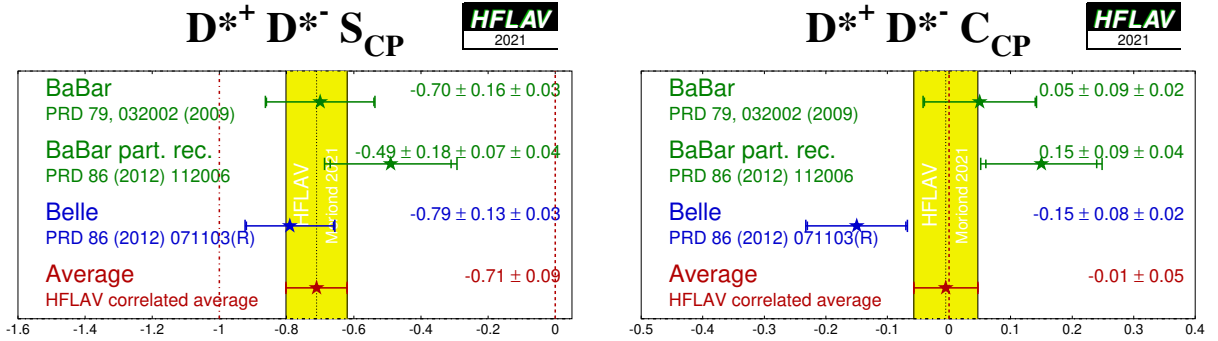


Figure 18: Averages of (left)  $S_{b \rightarrow c\bar{c}d}$  and (right)  $C_{b \rightarrow c\bar{c}d}$  for the mode  $B^0 \rightarrow D^{*+}D^{*-}$ .

### 6.6.1 Time-dependent $CP$ asymmetries in $B_s^0$ decays mediated by $b \rightarrow c\bar{c}d$ transitions

Time-dependent  $CP$  asymmetries in  $B_s^0$  decays mediated by  $b \rightarrow c\bar{c}d$  transitions provide a determination of  $2\beta_s^{\text{eff}}$ , where possible effects from penguin amplitudes may cause a shift from the value of  $2\beta_s$  seen in  $b \rightarrow c\bar{c}s$  transitions. Results in the  $b \rightarrow c\bar{c}d$  case, with larger penguin effects, can be used together with flavour symmetries to derive limits on the possible size of penguin effects in the  $b \rightarrow c\bar{c}s$  transitions [354, 355].

The parameters have been measured in  $B_s^0 \rightarrow J/\psi K_s^0$  decays by LHCb, as summarised in Table 33. The results supersede an earlier measurement of the effective lifetime, which is directly related to  $A^{\Delta\Gamma}$ , in the same mode [112].

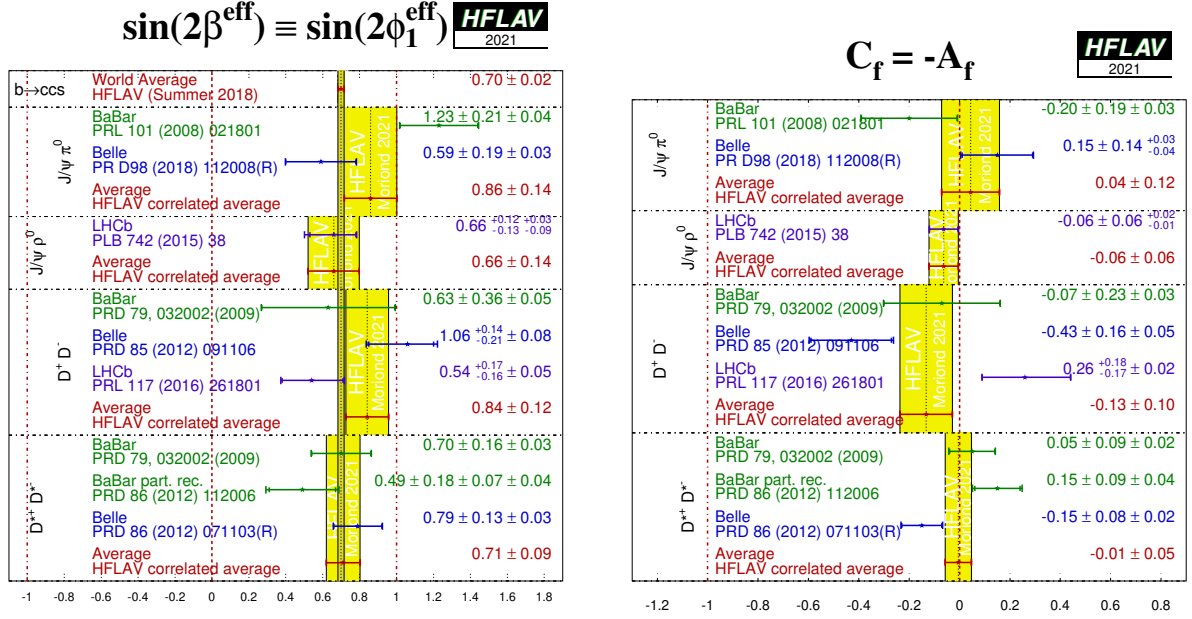


Figure 19: Averages of (left)  $-\eta S_{b \rightarrow c\bar{c}d}$  interpreted as  $\sin(2\beta^{\text{eff}})$  and (right)  $C_{b \rightarrow c\bar{c}d}$ . The  $-\eta S_{b \rightarrow c\bar{c}d}$  figure compares the results to the world average for  $-\eta S_{b \rightarrow c\bar{c}s}$  (see Sec. 6.4.1).

Table 33: Measurements of  $CP$  violation parameters from  $B_s^0 \rightarrow J/\psi K_s^0$ .

Experiment	$\int \mathcal{L} dt$	$S_{CP}$	$C_{CP}$	$A^{\Delta\Gamma}$
LHCb [356]	3 fb <sup>-1</sup>	$0.49^{+0.77}_{-0.65} \pm 0.06$	$-0.28 \pm 0.41 \pm 0.08$	$-0.08 \pm 0.40 \pm 0.08$

## 6.7 Time-dependent $CP$ asymmetries in charmless $b \rightarrow q\bar{q}s$ transitions

Similarly to Eq. (148), the  $b \rightarrow s$  penguin amplitude can be written as

$$\begin{aligned}
 A_{b \rightarrow s} &= F_u V_{ub} V_{us}^* + F_c V_{cb} V_{cs}^* + F_t V_{tb} V_{ts}^* \\
 &= (F_u - F_c) V_{ub} V_{us}^* + (F_t - F_c) V_{tb} V_{ts}^*,
 \end{aligned} \tag{150}$$

using the unitarity of the CKM matrix to eliminate the  $F_c$  term. In this case, the first term in the last line is  $\mathcal{O}(\lambda^4)$  while the second is  $\mathcal{O}(\lambda^2)$ . Therefore, in the Standard Model, this amplitude is dominated by  $V_{tb} V_{ts}^*$ , and to within a few degrees ( $|\delta\beta^{\text{eff}}| \equiv |\beta^{\text{eff}} - \beta| \lesssim 2^\circ$  for  $\beta \approx 20^\circ$ ) the time-dependent parameters can be written as<sup>26</sup>  $S_{b \rightarrow q\bar{q}s} \approx -\eta \sin(2\beta)$ ,  $C_{b \rightarrow q\bar{q}s} \approx 0$ , assuming  $b \rightarrow s$  penguin contributions only ( $q = u, d, s$ ).

Due to the suppression of the Standard Model amplitude, contributions of additional diagrams from physics beyond the Standard Model, with heavy virtual particles in the penguin

<sup>26</sup>The presence of a small ( $\mathcal{O}(\lambda^2)$ ) weak phase in the dominant amplitude of the  $s$  penguin decays introduces a phase shift given by  $S_{b \rightarrow q\bar{q}s} = -\eta \sin(2\beta)(1 + \Delta)$ . Using the CKMfitter results for the Wolfenstein parameters [242], one finds  $\Delta \simeq 0.033$ , which corresponds to a shift of  $2\beta$  of  $+2.1^\circ$ . Nonperturbative contributions can alter this result.

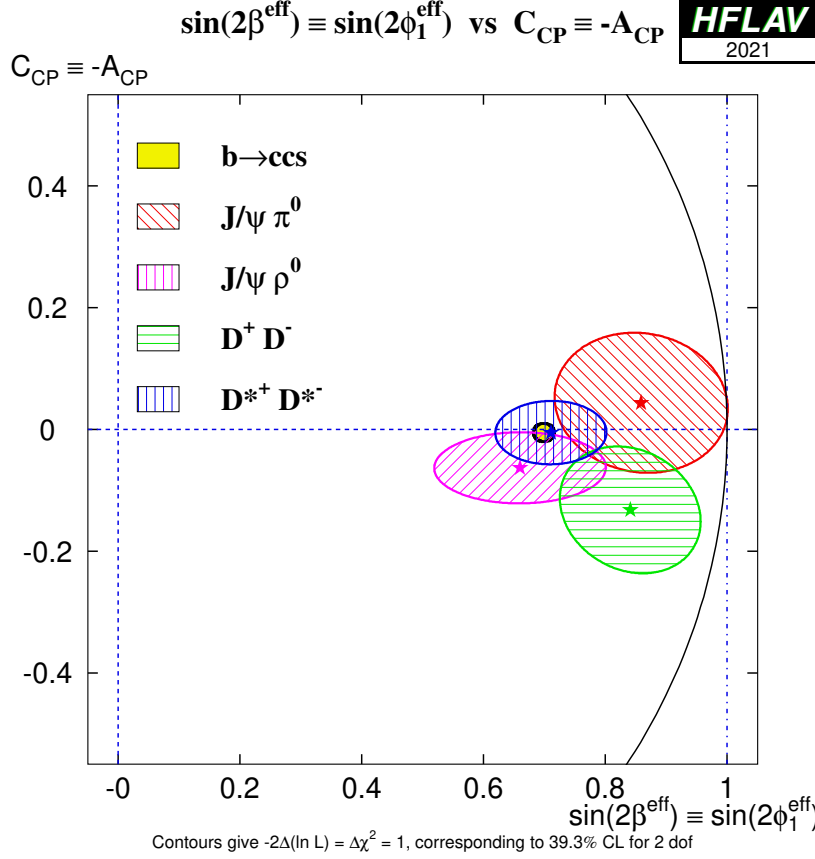


Figure 20: Compilation of constraints in the  $-\eta S_{b \rightarrow c\bar{c}d}$ , interpreted as  $\sin(2\beta^{\text{eff}})$ , *vs.*  $C_{b \rightarrow c\bar{c}d}$  plane. The contours at  $\sin(2\beta^{\text{eff}})^2 + C_{b \rightarrow c\bar{c}d}^2 = 1$  represents the physical boundary for the parameters.

loops, may have observable effects. In general, these contributions will affect the values of  $S_{b \rightarrow q\bar{q}s}$  and  $C_{b \rightarrow q\bar{q}s}$ . A discrepancy between the values of  $S_{b \rightarrow c\bar{c}s}$  and  $S_{b \rightarrow q\bar{q}s}$  can therefore provide a solid indication of non-Standard Model physics [341, 357–359].

However, there is an additional consideration to take into account. The above argument assumes that only the  $b \rightarrow s$  penguin contributes to the  $b \rightarrow q\bar{q}s$  transition. For  $q = s$  this is a good assumption, which neglects only rescattering effects. However, for  $q = u$  there is a colour-suppressed  $b \rightarrow u$  tree diagram (of order  $\mathcal{O}(\lambda^4)$ ), which has a different weak (and possibly strong) phase. In the case  $q = d$ , any light neutral meson that is formed from  $d\bar{d}$  also has a  $u\bar{u}$  component, and so again there is “tree pollution”. The  $B^0$  decays to  $\pi^0 K_S^0$ ,  $\rho^0 K_S^0$  and  $\omega K_S^0$  belong to this category. The mesons  $\phi$ ,  $f_0$  and  $\eta'$  are expected to have predominant  $s\bar{s}$  composition, which reduces the relative size of the possible tree pollution. If the inclusive decay  $B^0 \rightarrow K^+ K^- K^0$  (excluding  $\phi K^0$ ) is dominated by a nonresonant three-body transition, an Okubo-Zweig-Iizuka-suppressed [360–362] tree-level diagram can occur through insertion of an  $s\bar{s}$  pair. The corresponding penguin-type transition proceeds via insertion of a  $u\bar{u}$  pair, which is expected to be favoured over the  $s\bar{s}$  insertion by fragmentation models. Neglecting rescattering, the final state  $K^0 \bar{K}^0 K^0$  (reconstructed as  $K_S^0 K_S^0 K_S^0$ ) has no tree pollution [363]. Various estimates, using different theoretical approaches, of the values of  $\Delta S = S_{b \rightarrow q\bar{q}s} - S_{b \rightarrow c\bar{c}s}$

exist in the literature [364–377]. In general, there is agreement that the modes  $\phi K^0$ ,  $\eta' K^0$  and  $K^0 \bar{K}^0 K^0$  are the cleanest, with values of  $|\Delta S|$  at or below the few percent level, with  $\Delta S$  usually predicted to be positive. Nonetheless, the uncertainty is sufficient that interpretation is given here in terms of  $\sin(2\beta^{\text{eff}})$ .

### 6.7.1 Time-dependent $CP$ asymmetries: $b \rightarrow q\bar{q}s$ decays to $CP$ eigenstates

The averages for  $-\eta S_{b \rightarrow q\bar{q}s}$  and  $C_{b \rightarrow q\bar{q}s}$  can be found in Tables 34 and 35, and are shown in Figs. 21, 22 and 23. Results from both *BABAR* and *Belle* are averaged for the modes  $\eta' K^0$  ( $K^0$  indicates that both  $K_S^0$  and  $K_L^0$  are used)  $K_S^0 K_S^0 K_S^0$ ,  $\pi^0 K_S^0$  and  $\omega K_S^0$ .<sup>27</sup> Results on  $\phi K_S^0$  and  $K^+ K^- K_S^0$  (implicitly excluding  $\phi K_S^0$  and  $f_0 K_S^0$ ) are taken from time-dependent Dalitz plot analyses of  $K^+ K^- K_S^0$ ; results on  $\rho^0 K_S^0$ ,  $f_2 K_S^0$ ,  $f_X K_S^0$  and  $\pi^+ \pi^- K_S^0$  nonresonant are taken from time-dependent Dalitz-plot analyses of  $\pi^+ \pi^- K_S^0$  (see Sec. 6.7.2).<sup>28</sup> The results on  $f_0 K_S^0$  are from combinations of both Dalitz plot analyses. *BABAR* has also presented results with the final states  $\pi^0 \pi^0 K_S^0$  and  $\phi K_S^0 \pi^0$ .

Of these final states,  $\phi K_S^0$ ,  $\eta' K_S^0$ ,  $\pi^0 K_S^0$ ,  $\rho^0 K_S^0$ ,  $\omega K_S^0$  and  $f_0 K_L^0$  have  $CP$  eigenvalue  $\eta = -1$ , while  $\phi K_L^0$ ,  $\eta' K_L^0$ ,  $K_S^0 K_S^0 K_S^0$ ,  $f_0 K_S^0$ ,  $f_2 K_S^0$ ,  $f_X K_S^0$ ,  $\pi^0 \pi^0 K_S^0$  and  $\pi^+ \pi^- K_S^0$  nonresonant have  $\eta = +1$ . The final state  $K^+ K^- K_S^0$  (with  $\phi K_S^0$  and  $f_0 K_S^0$  implicitly excluded) is not a  $CP$  eigenstate, but the  $CP$  content can be absorbed in the amplitude analysis to allow the determination of a single effective  $S$  parameter. (In earlier analyses of the  $K^+ K^- K^0$  final state, its  $CP$  composition was determined using an isospin argument [379] and a moments analysis [380].)

The final state  $\phi K_S^0 \pi^0$  is also not a  $CP$  eigenstate but its  $CP$ -composition can be determined from an angular analysis. Since the parameters are common to the  $B^0 \rightarrow \phi K_S^0 \pi^0$  and  $B^0 \rightarrow \phi K^+ \pi^-$  decays (because only  $K\pi$  resonances contribute), *BABAR* performed a simultaneous analysis of the two final states [388] (see Sec. 6.7.3).

It must be noted that Q2B parameters extracted from Dalitz-plot analyses are constrained to lie within the physical boundary ( $S_{CP}^2 + C_{CP}^2 < 1$ ). Consequently, the obtained uncertainties are highly non-Gaussian when the central value is close to the boundary. This is particularly evident in the *BABAR* results for  $B^0 \rightarrow f_0 K^0$  with  $f_0 \rightarrow \pi^+ \pi^-$  [265]. These results must be treated with caution.

As explained above, each of the modes listed in Tables 34 and 35 has potentially different subleading contributions within the Standard Model, and thus each may have a different value of  $-\eta S_{b \rightarrow q\bar{q}s}$ . Therefore, there is no strong motivation to make a combined average over the different modes. We refer to such an average as a “naïve  $s$ -penguin average.” It is naïve not only because the theoretical uncertainties are neglected, but also since possible correlations of systematic effects between different modes are not included. In spite of these caveats, there remains interest in the value of this quantity and therefore it is given here:  $\langle -\eta S_{b \rightarrow q\bar{q}s} \rangle = 0.648 \pm 0.038$ , with confidence level 0.63 ( $0.5\sigma$ ). This value is in agreement with the average  $-\eta S_{b \rightarrow c\bar{c}s}$  given in Sec. 6.4.1. The average for  $C_{b \rightarrow q\bar{q}s}$  is  $\langle C_{b \rightarrow q\bar{q}s} \rangle = -0.003 \pm 0.029$  with a confidence level of 0.43 ( $0.8\sigma$ ).

From Table 34 it may be noted that the averages for  $-\eta S_{b \rightarrow q\bar{q}s}$  in  $\phi K_S^0$ ,  $\eta' K^0$ ,  $f_0 K_S^0$  and

<sup>27</sup>*Belle* [378] includes the  $\pi^0 K_L^0$  final state together with  $\pi^0 K_S^0$  in order to improve the constraint on the parameter of  $CP$  violation in decay; these events cannot be used for time-dependent analysis.

<sup>28</sup>Throughout this section,  $f_0 \equiv f_0(980)$  and  $f_2 \equiv f_2(1270)$ . Details of the assumed lineshapes of these states, and of the  $f_X$  (which is taken to have even spin), can be found in the relevant experimental papers [261, 262, 265, 266].

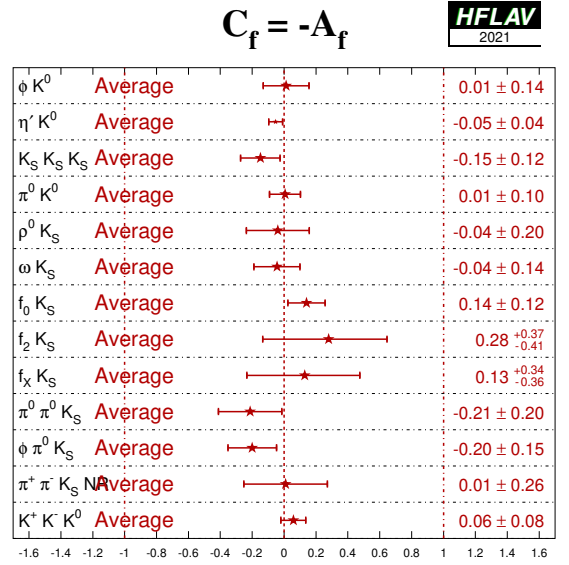
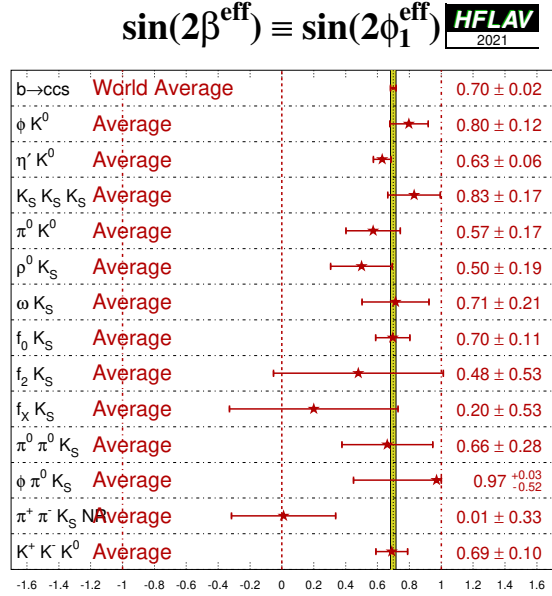
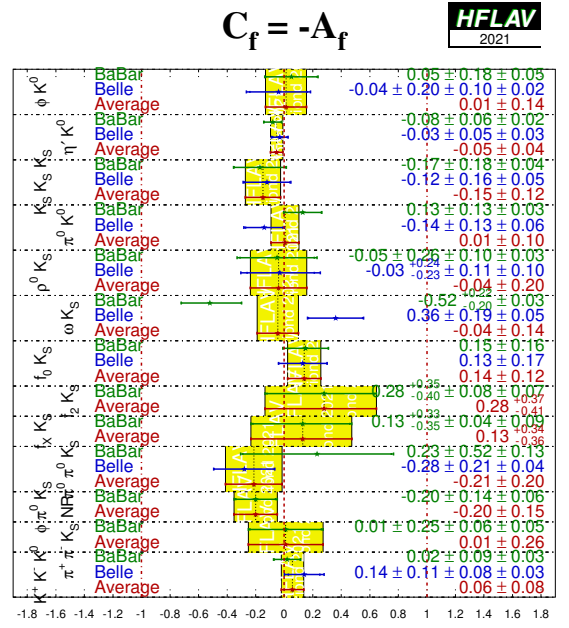
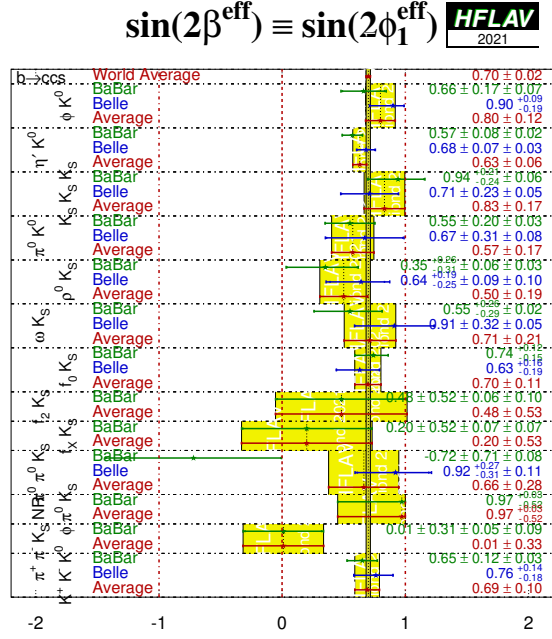


Figure 21: (Top) Averages of (left)  $-\eta S_{b \rightarrow q\bar{q}s}$ , interpreted as  $\sin(2\beta^{\text{eff}})$  and (right)  $C_{b \rightarrow q\bar{q}s}$ . The  $-\eta S_{b \rightarrow q\bar{q}s}$  figure compares the results to the world average for  $-\eta S_{b \rightarrow c\bar{c}s}$  (see Sec. 6.4.1). (Bottom) Same, but only averages for each mode are shown. More figures are available from the HFLAV web pages.

Table 34: Averages of  $-\eta S_{b \rightarrow q\bar{q}s}$  and  $C_{b \rightarrow q\bar{q}s}$ . Where a third source of uncertainty is given, it is due to model uncertainties arising in Dalitz plot analyses.

Experiment		$N(B\bar{B})$	$-\eta S_{b \rightarrow q\bar{q}s}$	$C_{b \rightarrow q\bar{q}s}$	Correlation
$\phi K^0$					
<i>BABAR</i>	[262]	470M	$0.66 \pm 0.17 \pm 0.07$	$0.05 \pm 0.18 \pm 0.05$	–
<i>Belle</i>	[261]	657M	$0.90^{+0.09}_{-0.19}$	$-0.04 \pm 0.20 \pm 0.10 \pm 0.02$	–
<b>Average</b>			$0.74^{+0.11}_{-0.13}$	$0.01 \pm 0.14$	uncorrelated averages
$\eta' K^0$					
<i>BABAR</i>	[381]	467M	$0.57 \pm 0.08 \pm 0.02$	$-0.08 \pm 0.06 \pm 0.02$	0.03
<i>Belle</i>	[382]	772M	$0.68 \pm 0.07 \pm 0.03$	$-0.03 \pm 0.05 \pm 0.03$	0.03
<b>Average</b>			$0.63 \pm 0.06$	$-0.05 \pm 0.04$	0.02
Confidence level			0.53 (0.6 $\sigma$ )		
$K_s^0 K_s^0 K_s^0$					
<i>BABAR</i>	[383]	468M	$0.94^{+0.21}_{-0.24} \pm 0.06$	$-0.17 \pm 0.18 \pm 0.04$	0.16
<i>Belle</i>	[384]	722M	$0.71 \pm 0.23 \pm 0.05$	$-0.12 \pm 0.16 \pm 0.05$	–
<b>Average</b>			$0.83 \pm 0.17$	$-0.15 \pm 0.12$	0.07
Confidence level			0.76 (0.3 $\sigma$ )		
$\pi^0 K^0$					
<i>BABAR</i>	[381]	467M	$0.55 \pm 0.20 \pm 0.03$	$0.13 \pm 0.13 \pm 0.03$	0.06
<i>Belle</i>	[378]	657M	$0.67 \pm 0.31 \pm 0.08$	$-0.14 \pm 0.13 \pm 0.06$	–0.04
<b>Average</b>			$0.57 \pm 0.17$	$0.01 \pm 0.10$	0.02
Confidence level			0.37 (0.9 $\sigma$ )		
$\rho^0 K_s^0$					
<i>BABAR</i>	[265]	383M	$0.35^{+0.26}_{-0.31} \pm 0.06 \pm 0.03$	$-0.05 \pm 0.26 \pm 0.10 \pm 0.03$	–
<i>Belle</i>	[266]	657M	$0.64^{+0.19}_{-0.25} \pm 0.09 \pm 0.10$	$-0.03^{+0.24}_{-0.23} \pm 0.11 \pm 0.10$	–
<b>Average</b>			$0.54^{+0.18}_{-0.21}$	$-0.06 \pm 0.20$	uncorrelated averages
$\omega K_s^0$					
<i>BABAR</i>	[381]	467M	$0.55^{+0.26}_{-0.29} \pm 0.02$	$-0.52^{+0.22}_{-0.20} \pm 0.03$	0.03
<i>Belle</i>	[385]	772M	$0.91 \pm 0.32 \pm 0.05$	$0.36 \pm 0.19 \pm 0.05$	–0.00
<b>Average</b>			$0.71 \pm 0.21$	$-0.04 \pm 0.14$	0.01
Confidence level			0.007 (2.7 $\sigma$ )		
$f_0 K^0$					
<i>BABAR</i>	[262, 265]	–	$0.74^{+0.12}_{-0.15}$	$0.15 \pm 0.16$	–
<i>Belle</i>	[261, 266]	–	$0.63^{+0.16}_{-0.19}$	$0.13 \pm 0.17$	–
<b>Average</b>			$0.69^{+0.10}_{-0.12}$	$0.14 \pm 0.12$	uncorrelated averages
$f_2 K_s^0$					
<i>BABAR</i>	[265]	383M	$0.48 \pm 0.52 \pm 0.06 \pm 0.10$	$0.28^{+0.35}_{-0.40} \pm 0.08 \pm 0.07$	–
$f_X K_s^0$					
<i>BABAR</i>	[265]	383M	$0.20 \pm 0.52 \pm 0.07 \pm 0.07$	$0.13^{+0.33}_{-0.35} \pm 0.04 \pm 0.09$	–

2007  $K^+ K^- K_s^0$  are all now more than  $5\sigma$  away from zero, so that  $CP$  violation in these modes can  
2008 be considered well established. There is no evidence (above  $2\sigma$ ) for  $CP$  violation in decay in  
2009 any of these  $b \rightarrow q\bar{q}s$  transitions.



Table 35: Averages of  $-\eta S_{b \rightarrow q\bar{q}s}$  and  $C_{b \rightarrow q\bar{q}s}$  (continued). Where a third source of uncertainty is given, it is due to model uncertainties arising in Dalitz plot analyses.

Experiment	$N(B\bar{B})$	$-\eta S_{b\rightarrow q\bar{q}s}$	$C_{b\rightarrow q\bar{q}s}$	Correlation
$\pi^0\pi^0K_S^0$				
<i>BABAR</i> [386]	227M	$-0.72 \pm 0.71 \pm 0.08$	$0.23 \pm 0.52 \pm 0.13$	-0.02
<i>Belle</i> [387]	772M	$0.92^{+0.27}_{-0.31} \pm 0.11$	$-0.28 \pm 0.21 \pm 0.04$	0.00
<b>Average</b>		$0.66 \pm 0.28$	$-0.21 \pm 0.20$	0.00
Confidence level		0.08 (1.8 $\sigma$ )		
$\phi K_S^0\pi^0$				
<i>BABAR</i> [388]	465M	$0.97^{+0.03}_{-0.52}$	$-0.20 \pm 0.14 \pm 0.06$	-
$\pi^+\pi^-K_S^0$ nonresonant				
<i>BABAR</i> [265]	383M	$0.01 \pm 0.31 \pm 0.05 \pm 0.09$	$0.01 \pm 0.25 \pm 0.06 \pm 0.05$	-
$K^+K^-K^0$				
<i>BABAR</i> [262]	470M	$0.65 \pm 0.12 \pm 0.03$	$0.02 \pm 0.09 \pm 0.03$	-
<i>Belle</i> [261]	657M	$0.76^{+0.14}_{-0.18}$	$0.14 \pm 0.11 \pm 0.08 \pm 0.03$	-
<b>Average</b>		$0.68^{+0.09}_{-0.10}$	$0.06 \pm 0.08$	uncorrelated averages

### 6.7.2 Time-dependent Dalitz plot analyses: $B^0 \rightarrow K^+ K^- K^0$ and $B^0 \rightarrow \pi^+ \pi^- K_S^0$

As mentioned in Sec. 6.2.5 and above, both BABAR and Belle have performed time-dependent Dalitz plot analyses of  $B^0 \rightarrow K^+ K^- K^0$  and  $B^0 \rightarrow \pi^+ \pi^- K_S^0$  decays. The results are summarised in Tables 36 and 37. Averages for the  $B^0 \rightarrow f_0 K_S^0$  decay, which contributes to both Dalitz plots, are shown in Fig. 24. Results are presented in terms of the effective weak phase (from mixing and decay) difference  $\beta^{\text{eff}}$  and the parameter of  $CP$  violation in decay  $\mathcal{A}$  ( $\mathcal{A} = -C$ ) for each of the resonant contributions. Note that Dalitz-plot analyses, including all those included in these averages, often suffer from ambiguous solutions – we quote the results corresponding to those presented as "solution 1" in all cases. Results on flavour-specific amplitudes that may contribute to these Dalitz plots (such as  $K^{*+} \pi^-$ ) are given in Chapter 9.

For the  $B^0 \rightarrow K^+ K^- K^0$  decay, both BABAR and Belle measure the  $CP$  violation parameters for the  $\phi K^0$ ,  $f_0 K^0$  and “other  $K^+ K^- K^0$ ” amplitudes, where the latter includes all remaining resonant and nonresonant contributions to the charmless three-body decay. For the  $B^0 \rightarrow \pi^+ \pi^- K_S^0$  decay, BABAR reports  $CP$  violation parameters for all of the  $CP$  eigenstate components in the Dalitz plot model ( $\rho^0 K_S^0$ ,  $f_0 K_S^0$ ,  $f_2 K_S^0$ ,  $f_X K_S^0$  and nonresonant decays; see Sec. 6.2.5), while Belle reports the  $CP$  violation parameters for only the  $\rho^0 K_S^0$  and  $f_0 K_S^0$  amplitudes, although the Dalitz-plot models used by the two collaborations are rather similar.

### 6.7.3 Time-dependent analyses of $B^0 \rightarrow \phi K_S^0 \pi^0$

The final state in the decay  $B^0 \rightarrow \phi K_S^0 \pi^0$  is a mixture of  $CP$ -even and  $CP$ -odd amplitudes. However, since only  $\phi K^{*0}$  resonant states contribute (in particular,  $\phi K^{*0}(892)$ ,  $\phi K_0^{*0}(1430)$  and  $\phi K_2^{*0}(1430)$  are seen), the composition can be determined from the analysis of  $B \rightarrow \phi K^+ \pi^-$  decays, assuming only that the ratio of branching fractions  $\mathcal{B}(K^{*0} \rightarrow K_S^0 \pi^0)/\mathcal{B}(K^{*0} \rightarrow K^+ \pi^-)$  is the same for each excited kaon state.

Table 36: Results from time-dependent Dalitz plot analyses of the  $B^0 \rightarrow K^+ K^- K^0$  decay. Correlations (not shown) are taken into account in the average.

Experiment	$N(B\overline{B})$	$\phi K_S^0$		$f_0 K_S^0$		$K^+ K^- K_S^0$	
		$\beta^{\text{eff}} (^\circ)$	$\mathcal{A}$	$\beta^{\text{eff}} (^\circ)$	$\mathcal{A}$	$\beta^{\text{eff}} (^\circ)$	$\mathcal{A}$
BABAR [262]	470M	$21 \pm 6 \pm 2$	$-0.05 \pm 0.18 \pm 0.05$	$18 \pm 6 \pm 4$	$-0.28 \pm 0.24 \pm 0.09$	$20.3 \pm 4.3 \pm 1.2$	$-0.02 \pm 0.09 \pm 0.03$
Belle [261]	657M	$32.2 \pm 9.0 \pm 2.6 \pm 1.4$	$0.04 \pm 0.20 \pm 0.10 \pm 0.02$	$31.3 \pm 9.0 \pm 3.4 \pm 4.0$	$-0.30 \pm 0.29 \pm 0.11 \pm 0.09$	$24.9 \pm 6.4 \pm 2.1 \pm 2.5$	$-0.14 \pm 0.11 \pm 0.08 \pm 0.03$
<b>Average</b>		$24 \pm 5$	$-0.01 \pm 0.14$	$22 \pm 6$	$-0.29 \pm 0.20$	$21.6 \pm 3.7$	$-0.06 \pm 0.08$
Confidence level				$0.93 (0.1\sigma)$			

Table 37: Results from time-dependent Dalitz plot analysis of the  $B^0 \rightarrow \pi^+ \pi^- K_s^0$  decay. Correlations (not shown) are taken into account in the average.

Experiment	$N(B\bar{B})$	$\beta^{\text{eff}}$	$\rho^0 K_s^0$	$\mathcal{A}$	$\beta^{\text{eff}}$	$f_0 K_s^0$	$\mathcal{A}$
BaBar [265]	383M	$(10.2 \pm 8.9 \pm 3.0 \pm 1.9)^\circ$	$0.05 \pm 0.26 \pm 0.10 \pm 0.03$		$(36.0 \pm 9.8 \pm 2.1 \pm 2.1)^\circ$	$-0.08 \pm 0.19 \pm 0.03 \pm 0.04$	
Belle [266]	657M	$(20.0^{+8.6}_{-8.5} \pm 3.2 \pm 3.5)^\circ$	$0.03^{+0.23}_{-0.24} \pm 0.11 \pm 0.10$		$(12.7^{+6.9}_{-6.5} \pm 2.8 \pm 3.3)^\circ$	$-0.06 \pm 0.17 \pm 0.07 \pm 0.09$	
<b>Average</b>		$16.4 \pm 6.8$	$0.06 \pm 0.20$		$20.6 \pm 6.2$	$-0.07 \pm 0.14$	
Confidence level							
		$0.39 \text{ (} 0.9\sigma \text{)}$					
Experiment	$N(B\bar{B})$	$\beta^{\text{eff}}$	$f_2 K_s^0$	$\mathcal{A}$	$\beta^{\text{eff}}$	$f_X K_s^0$	$\mathcal{A}$
BaBar [265]	383M	$(14.9 \pm 17.9 \pm 3.1 \pm 5.2)^\circ$	$-0.28^{+0.40}_{-0.35} \pm 0.08 \pm 0.07$		$(5.8 \pm 15.2 \pm 2.2 \pm 2.3)^\circ$	$-0.13^{+0.35}_{-0.33} \pm 0.04 \pm 0.09$	
Experiment	$N(B\bar{B})$	$B^0 \rightarrow \pi^+ \pi^- K_s^0$ nonresonant		$\chi_{c0} K_s^0$			
		$\beta^{\text{eff}}$	$\mathcal{A}$	$\beta^{\text{eff}}$	$\mathcal{A}$	$\beta^{\text{eff}}$	$\mathcal{A}$
BaBar [265]	383M	$(0.4 \pm 8.8 \pm 1.9 \pm 3.8)^\circ$	$-0.01 \pm 0.25 \pm 0.06 \pm 0.05$		$(23.2 \pm 22.4 \pm 2.3 \pm 4.2)^\circ$	$0.29^{+0.44}_{-0.53} \pm 0.03 \pm 0.05$	

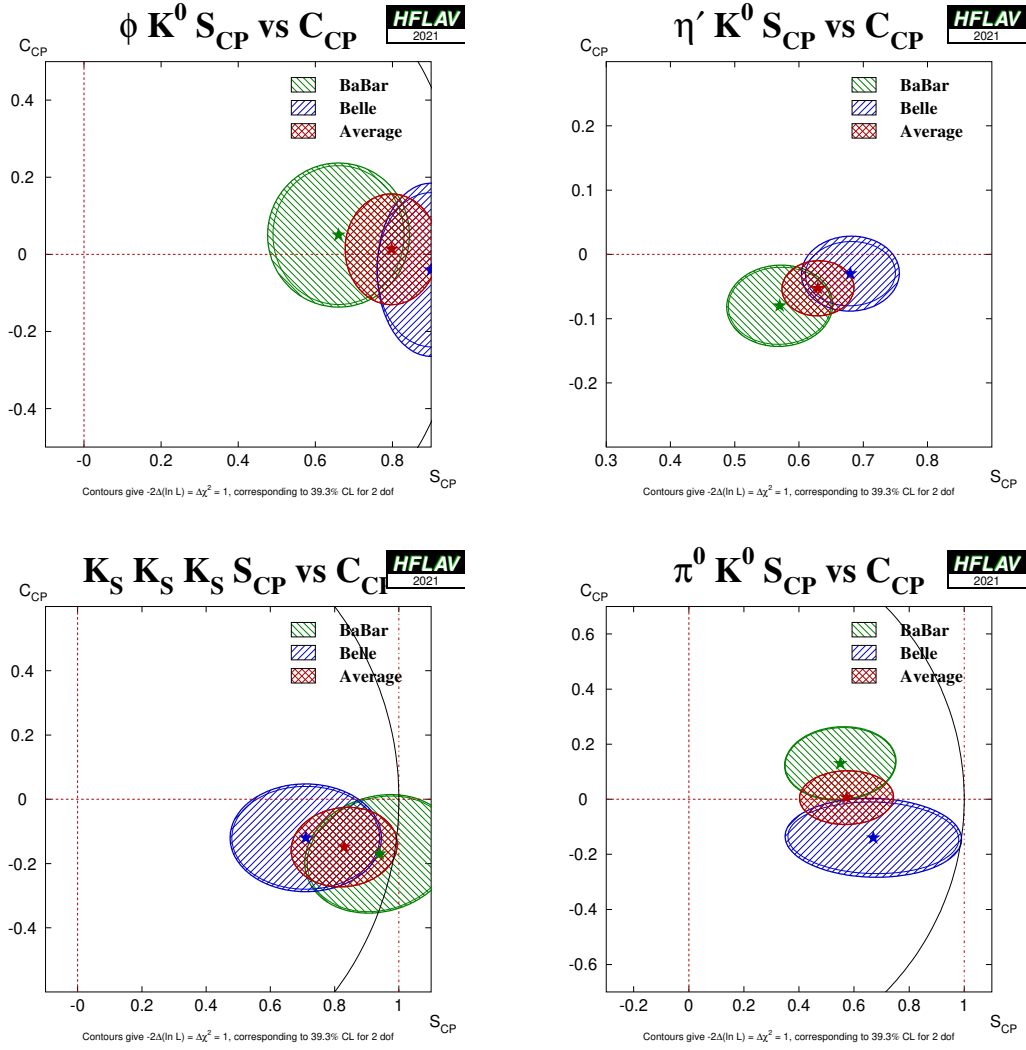


Figure 22: Averages of four  $b \rightarrow q\bar{q}s$  dominated channels, for which correlated averages are performed, in the  $S_{CP}$  vs.  $C_{CP}$  plane, where  $S_{CP}$  has been corrected by the  $CP$  eigenvalue to give  $\sin(2\beta^{\text{eff}})$ . Contours at  $S_{CP}^2 + C_{CP}^2 = 1$  represent the physical boundary for the parameters. (Top left)  $B^0 \rightarrow \phi K^0$ , (top right)  $B^0 \rightarrow \eta' K^0$ , (bottom left)  $B^0 \rightarrow K_S^0 K_S^0 K_S^0$ , (bottom right)  $B^0 \rightarrow \pi^0 K_S^0$ . More figures are available from the HFLAV web pages.

*BABAR* [388] has performed a simultaneous analysis of  $B^0 \rightarrow \phi K_S^0 \pi^0$  and  $B^0 \rightarrow \phi K^+ \pi^-$  decays that is time-dependent for the former mode and time-integrated for the latter. Such an analysis allows, in principle, all parameters of the  $B^0 \rightarrow \phi K^{*0}$  system to be determined, including mixing-induced  $CP$  violation effects. The latter is determined to be  $\Delta\phi_{00} = 0.28 \pm 0.42 \pm 0.04$ , where  $\Delta\phi_{00}$  is half the weak phase difference between  $B^0$  and  $\bar{B}^0$  decays to the  $\phi K_0^{*0}(1430)$  final state. As discussed above, this can also be presented in terms of the Q2B parameter  $\sin(2\beta_{00}^{\text{eff}}) = \sin(2\beta + 2\Delta\phi_{00}) = 0.97^{+0.03}_{-0.52}$ . The highly asymmetric uncertainty arises due to the conversion from the phase to the sine of the phase, and the proximity of the physical boundary.

Similar  $\sin(2\beta^{\text{eff}})$  parameters can be defined for each of the helicity amplitudes for both  $\phi K^{*0}(892)$  and  $\phi K_2^{*0}(1430)$ . However, the relative phases between these decays are constrained

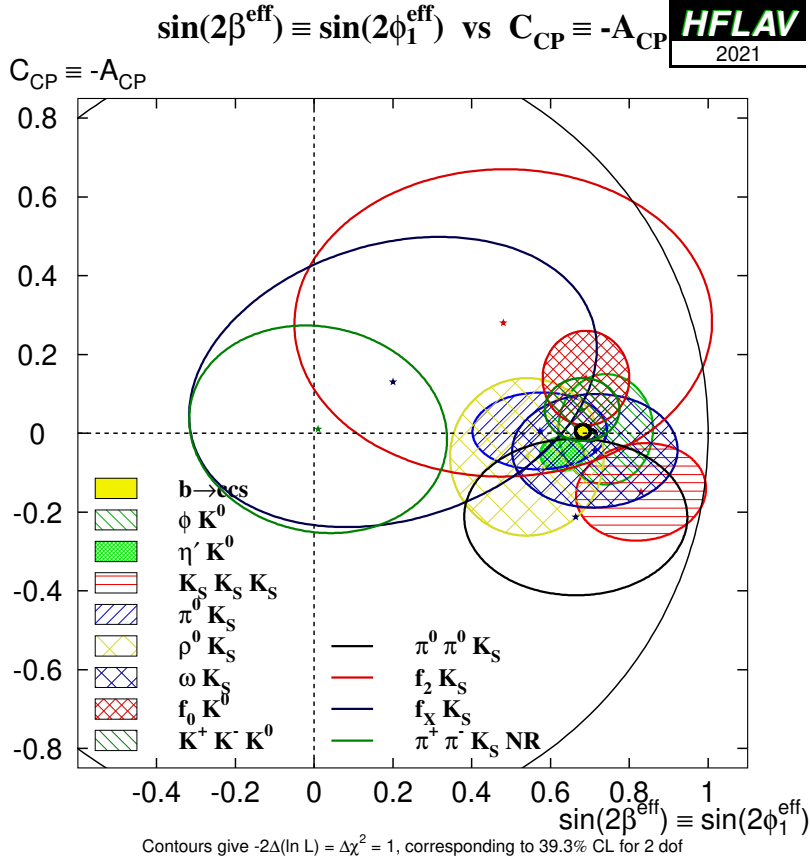


Figure 23: Compilation of constraints in the  $-\eta S_{b \rightarrow q\bar{q}s}$ , interpreted as  $\sin(2\beta^{\text{eff}})$ , *vs.*  $C_{b \rightarrow q\bar{q}s}$  plane. The contours at  $\sin(2\beta^{\text{eff}})^2 + C_{b \rightarrow q\bar{q}s}^2 = 1$  represents the physical boundary for the parameters.

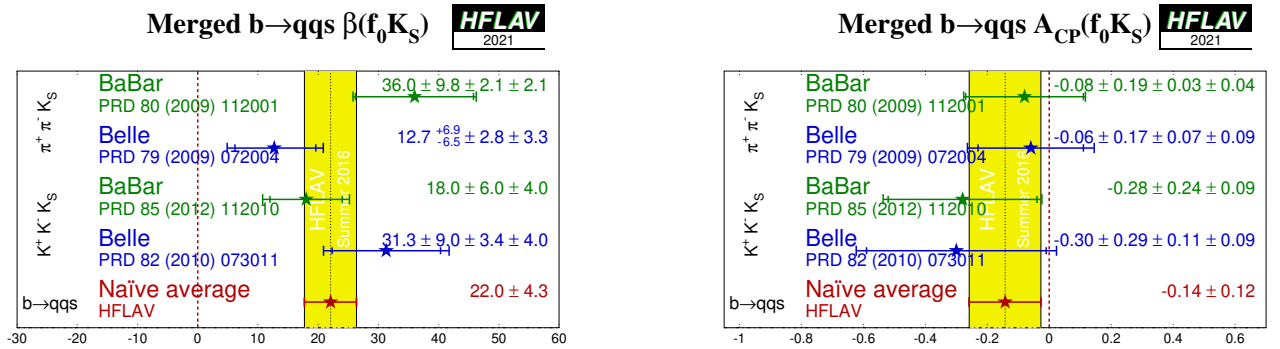


Figure 24: Averages of (left)  $\beta^{\text{eff}} \equiv \phi_1^{\text{eff}}$  and (right)  $A_{\text{CP}}$  for the  $B^0 \rightarrow f_0 K_S^0$  decay including measurements from Dalitz plot analyses of both  $B^0 \rightarrow K^+ K^- K_S^0$  and  $B^0 \rightarrow \pi^+ \pi^- K_S^0$ .

2044 due to the nature of the simultaneous analysis of  $B^0 \rightarrow \phi K_s^0 \pi^0$  and  $B^0 \rightarrow \phi K^+ \pi^-$ , decays and  
 2045 therefore these measurements are highly correlated. Instead of quoting all these results, *BABAR*  
 2046 provides an illustration of the measurements with the following differences:

$$\sin(2\beta - 2\Delta\delta_{01}) - \sin(2\beta) = -0.42_{-0.34}^{+0.26}, \quad (151)$$

$$\sin(2\beta - 2\Delta\phi_{\parallel 1}) - \sin(2\beta) = -0.32_{-0.30}^{+0.22}, \quad (152)$$

$$\sin(2\beta - 2\Delta\phi_{\perp 1}) - \sin(2\beta) = -0.30_{-0.32}^{+0.23}, \quad (153)$$

$$\sin(2\beta - 2\Delta\phi_{\perp 1}) - \sin(2\beta - 2\Delta\phi_{\parallel 1}) = 0.02 \pm 0.23, \quad (154)$$

$$\sin(2\beta - 2\Delta\delta_{02}) - \sin(2\beta) = -0.10_{-0.29}^{+0.18}, \quad (155)$$

2047 where the first subscript indicates the helicity amplitude and the second indicates the spin of  
 2048 the kaon resonance. For the complete definitions of the  $\Delta\delta$  and  $\Delta\phi$  parameters, refer to the  
 2049 *BABAR* paper [388].

2050 Parameters of  $CP$  violation in decay for each of the contributing helicity amplitudes can  
 2051 also be measured. Again, these are determined from a simultaneous fit of  $B^0 \rightarrow \phi K_s^0 \pi^0$  and  
 2052  $B^0 \rightarrow \phi K^+ \pi^-$  decays, with the precision being dominated by the statistics of the latter mode.  
 2053 Measurements of  $CP$  violation in decay, obtained from decay-time-integrated analyses, are  
 2054 tabulated in Chapter 9.

#### 2055 6.7.4 Time-dependent $CP$ asymmetries in $B_s^0 \rightarrow K^+ K^-$

2056 The decay  $B_s^0 \rightarrow K^+ K^-$  involves a  $b \rightarrow u\bar{u}s$  transition, and hence has both penguin and tree  
 2057 contributions. Both mixing-induced and  $CP$  violation in decay effects may arise, and additional  
 2058 input is needed to disentangle the contributions and determine  $\gamma$  and  $\beta_s^{\text{eff}}$ . For example, the  
 2059 observables in  $B^0 \rightarrow \pi^+ \pi^-$  can be related using U-spin, as proposed in Refs. [389, 390].

2060 The observables are  $S_{CP}$ ,  $C_{CP}$ , and  $A_{\Delta\Gamma}$ . They are related by  $S_{CP}^2 + C_{CP}^2 + A_{\Delta\Gamma}^2 = 1$ , but  
 2061 are usually treated as independent (albeit correlated) free parameters in experimental analyses,  
 2062 since this approach yields results with better statistical behavior. Note that the untagged  
 2063 decay distribution, from which an “effective lifetime” can be measured, retains sensitivity to  
 2064  $A_{\Delta\Gamma}$ ; measurements of the  $B_s^0 \rightarrow K^+ K^-$  effective lifetime have been made by LHCb [83, 110].  
 2065 Compilations and averages of effective lifetimes are given in Chapter 5.

2066 The observables in  $B_s^0 \rightarrow K^+ K^-$  have been measured by LHCb [391, 392]. The results are  
 2067 shown in Table 38, and correspond to an observation of time-dependent  $CP$  violation in  $B_s^0$   
 2068 decays. Note that in Ref. [392] the results of Ref. [391] are updated, when making a combined  
 2069 result, to account for improved knowledge of  $\Gamma_s$  and  $\Delta\Gamma_s$ . The central value of  $A_{\Delta\Gamma}$  changes to  
 2070  $-0.97 \pm 0.07$ , which is expected due to a shift in  $\Gamma_s$  with which it is strongly correlated.

Table 38: Results from time-dependent analysis of the  $B_s^0 \rightarrow K^+ K^-$  decay.

Experiment	Sample size	$S_{CP}$	$C_{CP}$	$A_{\Delta\Gamma}$
LHCb Run 1 [391] $\int \mathcal{L} dt = 3.0 \text{ fb}^{-1}$		$0.18 \pm 0.06 \pm 0.02$	$0.20 \pm 0.06 \pm 0.02$	$-0.79 \pm 0.07 \pm 0.10$
LHCb Run 2 [392] $\int \mathcal{L} dt = 1.9 \text{ fb}^{-1}$		$0.12 \pm 0.03 \pm 0.01$	$0.16 \pm 0.03 \pm 0.01$	$-0.83 \pm 0.05 \pm 0.09$
LHCb Average [392]		$0.14 \pm 0.03$	$0.17 \pm 0.03$	$-0.90 \pm 0.09$

2071 Interpretations of an earlier set of results [393], in terms of constraints on  $\gamma$  and  $2\beta_s$ , have  
 2072 been separately published by LHCb [233].

### 2073 6.7.5 Time-dependent $CP$ asymmetries in $B_s^0 \rightarrow \phi\phi$

2074 The decay  $B_s^0 \rightarrow \phi\phi$  involves a  $b \rightarrow s\bar{s}s$  transition, and hence is a “pure penguin” mode (in  
 2075 the limit that the  $\phi$  meson is considered a pure  $s\bar{s}$  state). Since the mixing phase and the  
 2076 decay phase are expected to cancel in the Standard Model, the phase from the interference  
 2077 of mixing and decay is predicted to be  $\phi_s(\phi\phi) = 0$  with low uncertainty [394]. Due to the  
 2078 vector-vector nature of the final state, angular analysis is needed to separate the  $CP$ -even and  
 2079  $CP$ -odd contributions. Such an analysis also makes it possible to fit directly for  $\phi_s(\phi\phi)$ .

2080 A constraint on  $\phi_s(\phi\phi)$  has been obtained by LHCb using  $5 \text{ fb}^{-1}$  [395]. The result is  $\phi_s(\phi\phi) =$   
 2081  $-0.073 \pm 0.115 \pm 0.027 \text{ rad}$ , where the first uncertainty is statistical and the second is systematic.

### 2082 6.7.6 Time-dependent $CP$ asymmetries in $B_s^0 \rightarrow K^{*0}\bar{K}^{*0}$

2083 The decay  $B_s^0 \rightarrow K^{*0}\bar{K}^{*0}$  involves a  $b \rightarrow d\bar{d}s$  transition, and similarly is a “pure penguin” mode.  
 2084 In this case, a U-spin analysis with the  $B^0$  decay mode to the same final state can be used to  
 2085 make clean tests of the Standard Model [396–398].

2086 A significant complication arises due to the width of the  $K^*(892)^0$  meson. This has been  
 2087 addressed by LHCb, through a full analysis of the  $B_s^0 \rightarrow (K^+\pi^-)(K^-\pi^+)$  decay, using a  $K\pi$   
 2088 mass window from 750 to 1600 MeV/ $c^2$ . In addition to the vector  $K^*(892)$  resonance, con-  
 2089 tributions from  $K\pi$  S-wave and from the tensor  $K_2^*(1430)$  states are included. Assuming all  
 2090 amplitudes have contributions only from the same weak phase, a value of  $\phi_s((K^+\pi^-)(K^-\pi^+)) =$   
 2091  $-0.10 \pm 0.13 \pm 0.14 \text{ rad}$  is measured, where the first uncertainty is statistical and the second is  
 2092 systematic, from a data sample of  $\int \mathcal{L} dt = 3.0 \text{ fb}^{-1}$  [399].

## 2093 6.8 Time-dependent $CP$ asymmetries in $b \rightarrow q\bar{q}d$ transitions

2094 Decays such as  $B^0 \rightarrow K_s^0 K_s^0$  are pure  $b \rightarrow q\bar{q}d$  penguin transitions. As shown in Eq. (148), this  
 2095 diagram has different contributing weak phases, and therefore the observables are sensitive to  
 2096 their difference (which can be chosen to be either  $\beta$  or  $\gamma$ ). Note that if the contribution with the  
 2097 top quark in the loop dominates, the weak phase from the decay amplitudes should cancel that  
 2098 from mixing, so that no  $CP$  violation (neither mixing-induced nor in decay) occurs. Non-zero  
 2099 contributions from loops with intermediate up and charm quarks can result in both types of  
 2100 effect (as usual, a strong phase difference is required for  $CP$  violation in decay to occur).

2101 Both BABAR [400] and Belle [401] have performed time-dependent analyses of  $B^0 \rightarrow K_s^0 K_s^0$   
 2102 decays. The results are given in Table 39 and shown in Fig. 25.

Table 39: Results for  $B^0 \rightarrow K_s^0 K_s^0$ .

Experiment	$N(B\bar{B})$	$S_{CP}$	$C_{CP}$	Correlation
BABAR [400]	350M	$-1.28^{+0.80+0.11}_{-0.73-0.16}$	$-0.40 \pm 0.41 \pm 0.06$	$-0.32$
Belle [401]	657M	$-0.38^{+0.69}_{-0.77} \pm 0.09$	$0.38 \pm 0.38 \pm 0.05$	$0.48$
<b>Average</b>		$-1.08 \pm 0.49$	$-0.06 \pm 0.26$	$0.14$
Confidence level		$0.29 (1.1\sigma)$		

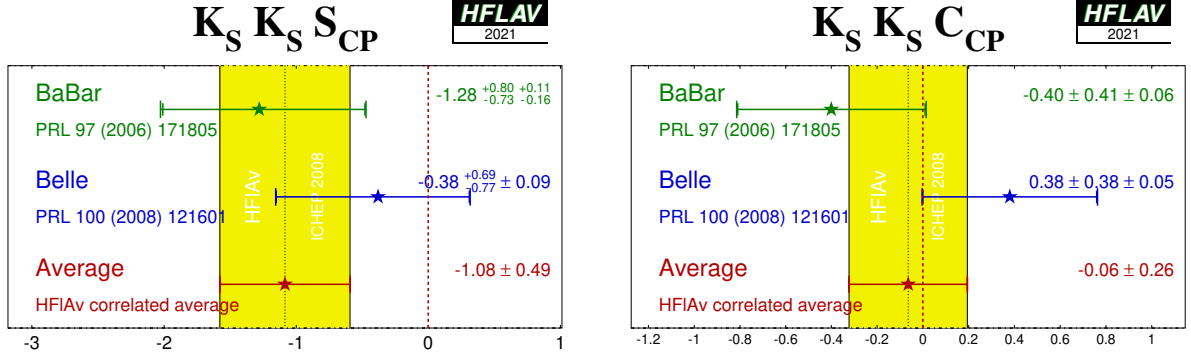


Figure 25: Averages of (left)  $S_{CP}$  and (right)  $C_{CP}$  for the mode  $B^0 \rightarrow K_S^0 K_S^0$ .

## 6.9 Time-dependent asymmetries in $b \rightarrow s\gamma$ transitions

The radiative decays  $b \rightarrow s\gamma$  produce photons that are highly polarised in the Standard Model. The decays  $B^0 \rightarrow F\gamma$  and  $\bar{B}^0 \rightarrow F\gamma$ , where  $F$  is a strange hadronic system, produce photons with opposite helicities, and since the polarisation is, in principle, observable, these final states cannot interfere. The finite mass of the  $s$  quark introduces small corrections to the limit of maximum polarisation, but any large mixing-induced  $CP$  violation would be a signal for new physics. Since a single weak phase dominates the  $b \rightarrow s\gamma$  transition in the Standard Model, the cosine term is also expected to be small.

Atwood *et al.* [291] have shown that an inclusive analysis of  $K_S^0 \pi^0 \gamma$  can be performed, since the properties of the decay amplitudes are independent of the angular momentum of the  $K_S^0 \pi^0$  system. However, if non-dipole operators contribute significantly to the amplitudes, then the Standard Model mixing-induced  $CP$  violation could be larger than the naïve expectation  $S \simeq -2(m_s/m_b) \sin(2\beta)$  [292, 293]. In this case, the  $CP$  parameters may vary over the  $K_S^0 \pi^0 \gamma$  Dalitz plot, for example, as a function of the  $K_S^0 \pi^0$  invariant mass.

With the above in mind, we quote two averages: one for the final state  $K^*(892)\gamma$  only, and one for the inclusive  $K_S^0 \pi^0 \gamma$  final state (including  $K^*(892)\gamma$ ). If the Standard Model dipole operator is dominant, both should give the same  $CP$ -violation parameters (the latter, naturally, with smaller statistical uncertainties). If not, care needs to be taken in interpretation of the inclusive parameters, while the results on the  $K^*(892)$  resonance remain relatively clean. Results from *BABAR* and Belle are used for both averages; both experiments use the invariant-mass range  $0.60 < M_{K_S^0 \pi^0} < 1.80$  GeV/ $c^2$  in the inclusive analysis.

In addition to the  $K_S^0 \pi^0 \gamma$  decay, both *BABAR* and Belle have presented results using the  $K_S^0 \rho \gamma$  mode, while *BABAR* (Belle) has in addition presented results using the  $K_S^0 \eta \gamma$  ( $K_S^0 \phi \gamma$ ) channel. For the  $K_S^0 \rho \gamma$  case, due to the non-negligible width of the  $\rho^0$  meson, decays selected as  $B^0 \rightarrow K_S^0 \rho^0 \gamma$  can include a significant contribution from  $K^{*\pm} \pi^\mp \gamma$  decays, which are flavour-specific and do not have the same oscillation phenomenology. Both *BABAR* and Belle measure  $S_{\text{eff}}$  for all  $B$  decay candidates with the  $\rho^0$  selection being  $0.6 < m(\pi^+ \pi^-) < 0.9$  GeV/ $c^2$ , obtaining  $0.14 \pm 0.25^{+0.04}_{-0.03}$  (*BABAR*) and  $0.09 \pm 0.27^{+0.04}_{-0.07}$  (Belle). These values are then corrected for a “dilution factor” [402], that is evaluated with different methods in the two experiments: *BABAR* [403, 404] obtains a dilution factor of  $-0.78^{+0.19}_{-0.17}$ , while Belle [405] obtains  $+0.83^{+0.19}_{-0.03}$ . Until the discrepancy between these values is understood, the average of the results should be



Table 40: Averages for  $b \rightarrow s\gamma$  modes.

Experiment		$N(B\bar{B})$	$S_{CP}(b \rightarrow s\gamma)$	$C_{CP}(b \rightarrow s\gamma)$	Correlation
$K^*(892)\gamma$					
<i>BABAR</i>	[406]	467M	$-0.03 \pm 0.29 \pm 0.03$	$-0.14 \pm 0.16 \pm 0.03$	0.05
Belle	[407]	535M	$-0.32^{+0.36}_{-0.33} \pm 0.05$	$0.20 \pm 0.24 \pm 0.05$	0.08
<b>Average</b>			$-0.16 \pm 0.22$	$-0.04 \pm 0.14$	0.06
Confidence level			0.40 (0.9 $\sigma$ )		
$K_s^0\pi^0\gamma$ (including $K^*(892)\gamma$ )					
<i>BABAR</i>	[406]	467M	$-0.17 \pm 0.26 \pm 0.03$	$-0.19 \pm 0.14 \pm 0.03$	0.04
Belle	[407]	535M	$-0.10 \pm 0.31 \pm 0.07$	$0.20 \pm 0.20 \pm 0.06$	0.08
<b>Average</b>			$-0.15 \pm 0.20$	$-0.07 \pm 0.12$	0.05
Confidence level			0.30 (1.0 $\sigma$ )		
$K_s^0\eta\gamma$					
<i>BABAR</i>	[408]	465M	$-0.18^{+0.49}_{-0.46} \pm 0.12$	$-0.32^{+0.40}_{-0.39} \pm 0.07$	-0.17
Belle	[409]	772M	$-1.32 \pm 0.77 \pm 0.36$	$0.48 \pm 0.41 \pm 0.07$	-0.15
<b>Average</b>			$-0.49 \pm 0.42$	$0.06 \pm 0.29$	-0.15
Confidence level			0.24 (1.2 $\sigma$ )		
$K_s^0\rho^0\gamma$					
<i>BABAR</i>	[404]	471M	$-0.18 \pm 0.32^{+0.06}_{-0.05}$	$-0.39 \pm 0.20^{+0.03}_{-0.02}$	-0.09
Belle	[405]	657M	$0.11 \pm 0.33^{+0.05}_{-0.09}$	$-0.05 \pm 0.18 \pm 0.06$	0.04
<b>Average</b>			$-0.06 \pm 0.23$	$-0.22 \pm 0.14$	-0.02
Confidence level			0.38 (0.9 $\sigma$ )		
$K_s^0\phi\gamma$					
Belle	[410]	772M	$0.74^{+0.72}_{-1.05}^{+0.10}_{-0.24}$	$-0.35 \pm 0.58^{+0.10}_{-0.23}$	—

2135 The results are given in Table 40, and shown in Figs. 26 and 27. No significant  $CP$  violation  
2136 is seen; the results are consistent with the Standard Model and with other measurements in  
2137 the  $b \rightarrow s\gamma$  system (see Chapter 9).

## 2138 6.10 Time-dependent asymmetries in $B_s^0$ decays mediated by $b \rightarrow s\gamma$ 2139 transitions

2140 A similar analysis can be performed for radiative  $B_s^0$  decays to, for example, the  $\phi\gamma$  final state.  
2141 As for other observables determined with self-conjugate final states produced in  $B_s^0$  decays the  
2142 effective lifetime, or equivalently the parameter  $A^{\Delta\Gamma}$  also provides sensitivity to the underlying  
2143 amplitudes. The LHCb collaboration has determined the relevant parameters in  $B_s^0 \rightarrow \phi\gamma$   
2144 decays [411] as shown in Table 41.

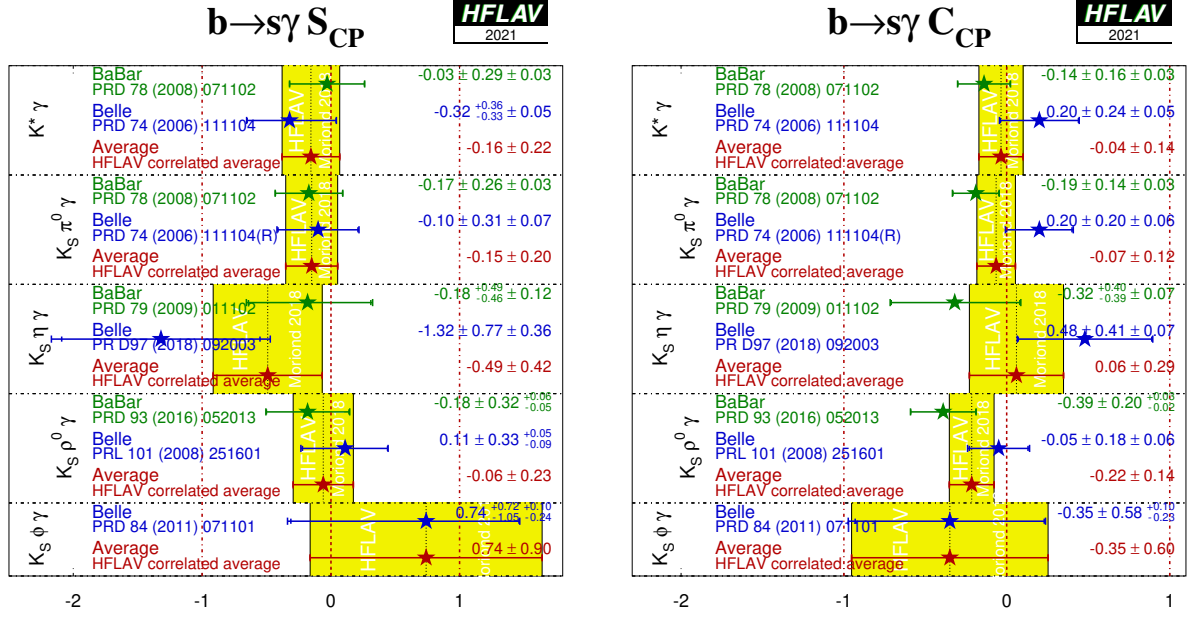


Figure 26: Averages of (left)  $S_{b \rightarrow s\gamma}$  and (right)  $C_{b \rightarrow s\gamma}$ . Recall that the data for  $K^*\gamma$  is a subset of that for  $K_S^0\pi^0\gamma$ .

Table 41: Results from time-dependent analysis of the  $B_s^0 \rightarrow \phi\gamma$  decay.

Experiment	Sample size	$S_{CP}$	$C_{CP}$	$A^{\Delta\Gamma}$
LHCb [411]	$\int \mathcal{L} dt = 3.0 \text{ fb}^{-1}$	$0.43 \pm 0.30 \pm 0.11$	$0.11 \pm 0.29 \pm 0.11$	$-0.67^{+0.37}_{-0.41} \pm 0.17$

## 6.11 Time-dependent asymmetries in $b \rightarrow d\gamma$ transitions

The formalism for the radiative decays  $b \rightarrow d\gamma$  is much the same as that for  $b \rightarrow s\gamma$  discussed above. In the limit that the top quark contribution dominates the loop amplitude, the weak phase in decay should cancel with that from mixing making the mixing-induced  $CP$  violation parameter  $S_{b \rightarrow d\gamma}$  very small. Corrections due to the finite light-quark mass are smaller compared to  $b \rightarrow s\gamma$ , since  $m_d < m_s$ , but QCD corrections of  $\mathcal{O}(\Lambda_{\text{QCD}}/m_b)$  may be sizable [292]. Significantly non-zero values of  $S_{b \rightarrow d\gamma}$  and  $C_{b \rightarrow d\gamma}$  can also arise if the up and charm quark contributions to the loop amplitude are not negligible.

Results using the mode  $B^0 \rightarrow \rho^0\gamma$  are available from Belle and are given in Table 42.

Table 42: Averages for  $B^0 \rightarrow \rho^0\gamma$ .

Experiment	$N(B\bar{B})$	$S_{CP}$	$C_{CP}$	Correlation
Belle [412]	657M	$-0.83 \pm 0.65 \pm 0.18$	$0.44 \pm 0.49 \pm 0.14$	$-0.08$

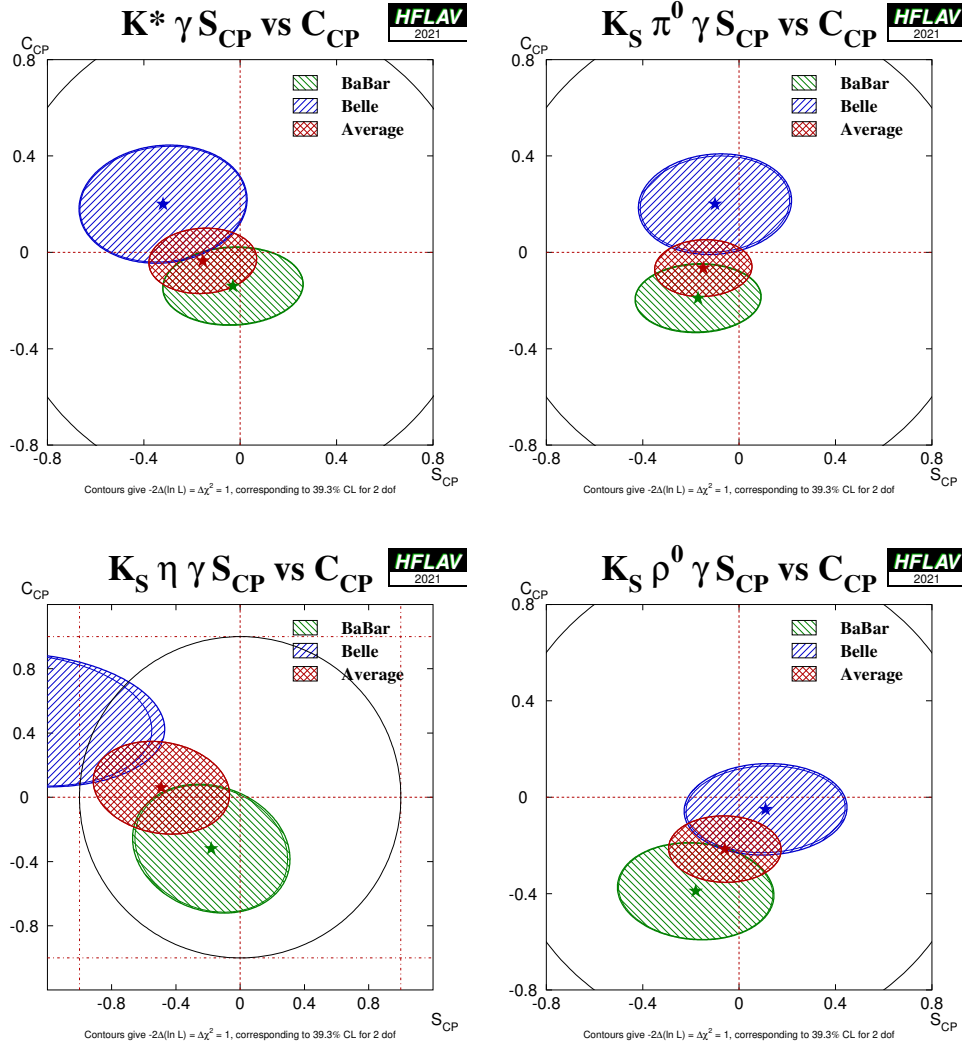


Figure 27: Averages of four  $b \rightarrow s\gamma$  dominated channels in the  $S_{CP}$  vs.  $C_{CP}$  plane. Contours at  $S_{CP}^2 + C_{CP}^2 = 1$  represent the physical boundary for the parameters. (Top left)  $B^0 \rightarrow K^* \gamma$ , (top right)  $B^0 \rightarrow K_S^0 \pi^0 \gamma$  (including  $K^* \gamma$ ), (bottom left)  $B^0 \rightarrow K_S^0 \eta \gamma$ , (bottom right)  $B^0 \rightarrow K_S^0 \rho^0 \gamma$ .

## 6.12 Time-dependent $CP$ asymmetries in $b \rightarrow u\bar{u}d$ transitions

The  $b \rightarrow u\bar{u}d$  transition can be mediated by either a  $b \rightarrow u$  tree amplitude or a  $b \rightarrow d$  penguin amplitude. These transitions can be investigated using the time dependence of  $B^0$  decays to final states containing light mesons. Results are available from both *BABAR* and *Belle* for the  $CP$  eigenstate ( $\eta = +1$ )  $\pi^+ \pi^-$  final state and for the vector-vector final state  $\rho^+ \rho^-$ , which is found to be dominated by the  $CP$ -even longitudinally polarised component (*BABAR* measures  $f_{\text{long}} = 0.992 \pm 0.024^{+0.026}_{-0.013}$  [413], and *Belle* measures  $f_{\text{long}} = 0.988 \pm 0.012 \pm 0.023$  [414]). *BABAR* has also performed a time-dependent analysis of the vector-vector final state  $\rho^0 \rho^0$  [415], in which  $f_{\text{long}} = 0.70 \pm 0.14 \pm 0.05$  is determined; *Belle* measures a smaller branching fraction than *BABAR* for  $B^0 \rightarrow \rho^0 \rho^0$  [416] with corresponding signal yields too small to perform a time-dependent analysis, and finds  $f_{\text{long}} = 0.21^{+0.18}_{-0.22} \pm 0.13$  for the longitudinal polarisation. LHCb has measured the branching fraction and longitudinal polarisation for  $B^0 \rightarrow \rho^0 \rho^0$ , and for

the latter finds  $f_{\text{long}} = 0.745^{+0.048}_{-0.058} \pm 0.034$  [417], but has not yet performed a time-dependent analysis of this decay. The Belle measurement for  $f_{\text{long}}$  is thus in some tension with the other results. Both *BABAR* and Belle have furthermore performed time-dependent analyses of the  $B^0 \rightarrow a_1^\pm \pi^\mp$  decay [418, 419]; *BABAR* in addition has reported further experimental input for the extraction of  $\alpha$  from this channel in a later publication [420].

Results and averages of time-dependent  $CP$  violation parameters in  $b \rightarrow u\bar{u}d$  transitions are listed in Table 43. The averages for  $\pi^+\pi^-$  are shown in Fig. 28, and those for  $\rho^+\rho^-$  are shown in Fig. 29, with the averages in the  $S_{CP}$  vs.  $C_{CP}$  plane shown in Fig. 30, and averages of  $CP$  violation parameters in  $B^0 \rightarrow a_1^\pm \pi^\mp$  decay shown in Fig. 31.

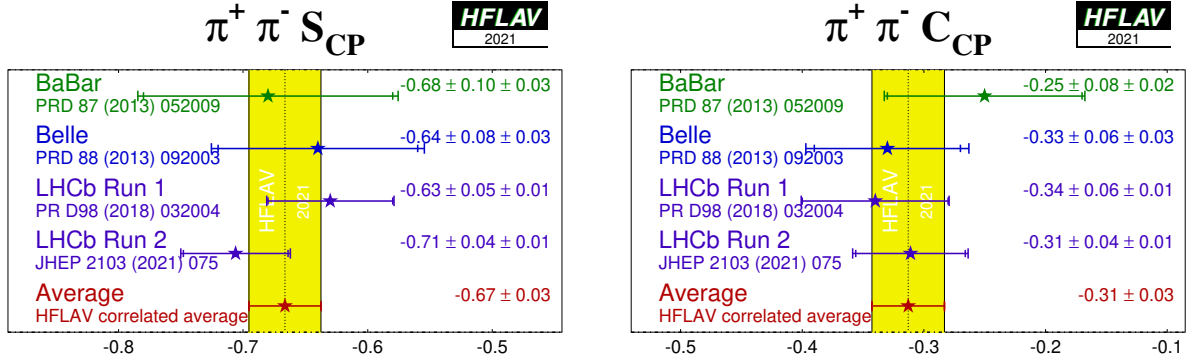


Figure 28: Averages of (left)  $S_{CP}$  and (right)  $C_{CP}$  for the mode  $B^0 \rightarrow \pi^+\pi^-$ .

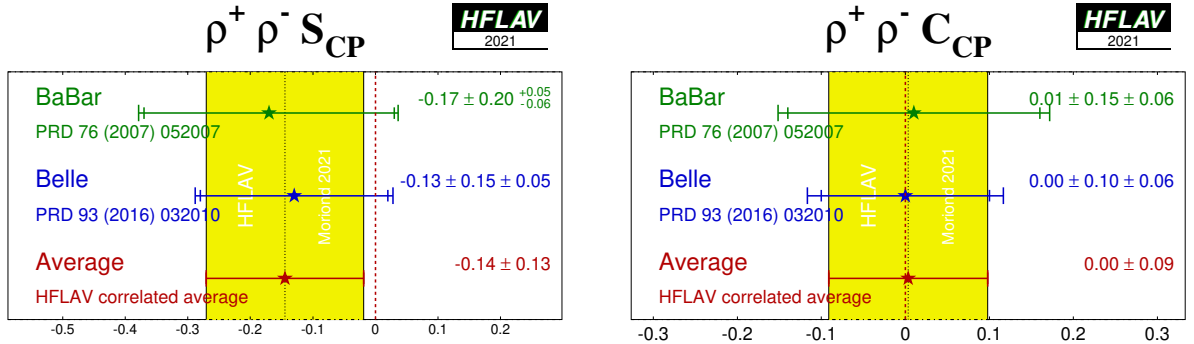


Figure 29: Averages of (left)  $S_{CP}$  and (right)  $C_{CP}$  for the mode  $B^0 \rightarrow \rho^+\rho^-$ .

If the penguin contribution is negligible, the time-dependent parameters for  $B^0 \rightarrow \pi^+\pi^-$  and  $B^0 \rightarrow \rho^+\rho^-$  are given by  $S_{b \rightarrow u\bar{u}d} = \eta \sin(2\alpha)$  and  $C_{b \rightarrow u\bar{u}d} = 0$ . In the presence of the penguin contribution,  $CP$  violation in decay may arise, and there is no straightforward interpretation of  $S_{b \rightarrow u\bar{u}d}$  and  $C_{b \rightarrow u\bar{u}d}$ . An isospin analysis [423] can be used to disentangle the contributions and extract  $\alpha$ , as discussed further in Sec. 6.12.1.

For the non- $CP$  eigenstate  $\rho^\pm \pi^\mp$ , both *BABAR* [272] and Belle [274, 275] have performed time-dependent Dalitz-plot analyses of the  $\pi^+\pi^-\pi^0$  final state [270]; such analyses allow direct

Table 43: Averages for  $b \rightarrow u\bar{u}d$  modes.

Experiment	Sample size	$S_{CP}$	$C_{CP}$	Correlation
$\pi^+\pi^-$				
BABAR	[421]	$N(B\overline{B}) = 467\text{M}$	$-0.68 \pm 0.10 \pm 0.03$	$-0.25 \pm 0.08 \pm 0.02$
Belle	[422]	$N(B\overline{B}) = 772\text{M}$	$-0.64 \pm 0.08 \pm 0.03$	$-0.33 \pm 0.06 \pm 0.03$
LHCb Run 1	[391]	$\int \mathcal{L} dt = 3.0 \text{ fb}^{-1}$	$-0.63 \pm 0.05 \pm 0.01$	$-0.34 \pm 0.06 \pm 0.01$
LHCb Run 2	[392]	$\int \mathcal{L} dt = 1.9 \text{ fb}^{-1}$	$-0.706 \pm 0.042 \pm 0.013$	$-0.311 \pm 0.045 \pm 0.015$
LHCb Average [392]		$-0.672 \pm 0.034$	$-0.320 \pm 0.038$	$0.394 \text{ (stat), } 0.306 \text{ (syst)}$
<b>Average</b>		$-0.666 \pm 0.029$	$-0.311 \pm 0.030$	$0.405$
Confidence level		$0.94 \text{ (0.1}\sigma\text{)}$		
$\rho^+\rho^-$				
BABAR	[413]	$N(B\overline{B}) = 387\text{M}$	$-0.17 \pm 0.20^{+0.05}_{-0.06}$	$0.01 \pm 0.15 \pm 0.06$
Belle	[414]	$N(B\overline{B}) = 772\text{M}$	$-0.13 \pm 0.15 \pm 0.05$	$0.00 \pm 0.10 \pm 0.06$
<b>Average</b>		$-0.14 \pm 0.13$	$0.00 \pm 0.09$	$-0.02$
Confidence level		$0.99 \text{ (0.02}\sigma\text{)}$		
$\rho^0\rho^0$				
BABAR	[415]	$N(B\overline{B}) = 465\text{M}$	$0.3 \pm 0.7 \pm 0.2$	$0.2 \pm 0.8 \pm 0.3$
				$-0.04$
$a_1^\pm\pi^\mp$				
Experiment	$N(B\overline{B})$	$A_{CP}^{a_1\pi}$	$C_{a_1\pi}$	$S_{a_1\pi}$
				$\Delta C_{a_1\pi}$
				$\Delta S_{a_1\pi}$
BABAR	[418]	$384\text{M}$	$-0.07 \pm 0.07 \pm 0.02$	$0.37 \pm 0.21 \pm 0.07$
Belle	[419]	$772\text{M}$	$-0.06 \pm 0.05 \pm 0.07$	$0.26 \pm 0.15 \pm 0.07$
<b>Average</b>		$-0.06 \pm 0.06$	$-0.01 \pm 0.11 \pm 0.09$	$0.26 \pm 0.15 \pm 0.07$
Confidence level			$-0.51 \pm 0.14 \pm 0.08$	$0.54 \pm 0.11 \pm 0.07$
			$-0.05 \pm 0.11$	$-0.09 \pm 0.14 \pm 0.06$
			$-0.20 \pm 0.13$	$-0.10 \pm 0.12$
			$0.43 \pm 0.10$	$-0.10 \pm 0.12$
			$0.03 \text{ (2.1}\sigma\text{)}$	
$\mathcal{A}_{a_1\pi}^{+-}$				
Experiment	$N(B\overline{B})$	$\mathcal{A}_{a_1\pi}^{+-}$	$\mathcal{A}_{a_1\pi}^{+-}$	Correlation
BABAR	[418]	$384\text{M}$	$0.07 \pm 0.21 \pm 0.15$	$0.15 \pm 0.15 \pm 0.07$
Belle	[419]	$772\text{M}$	$-0.04 \pm 0.26 \pm 0.19$	$0.07 \pm 0.08 \pm 0.10$
<b>Average</b>			$0.10 \pm 0.10$	$0.63$
Confidence level			$0.02 \pm 0.20$	$0.61$
			$0.92 \text{ (0.1}\sigma\text{)}$	$0.38$

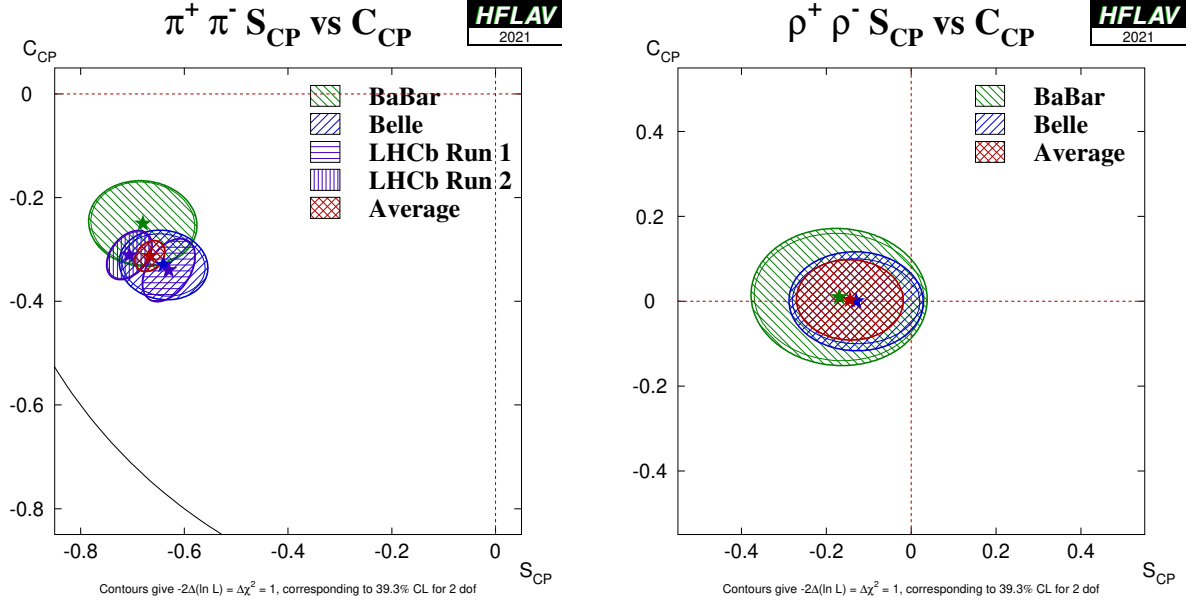


Figure 30: Averages of  $b \rightarrow u\bar{u}d$  dominated channels, for which correlated averages are performed, in the  $S_{CP}$  vs.  $C_{CP}$  plane. Contours at  $S_{CP}^2 + C_{CP}^2 = 1$  represent the physical boundary for the parameters. (Left)  $B^0 \rightarrow \pi^+ \pi^-$  and (right)  $B^0 \rightarrow \rho^+ \rho^-$ .

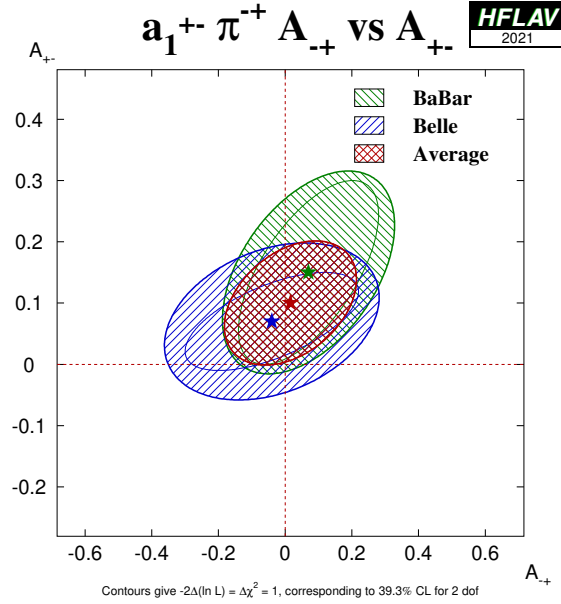


Figure 31: Averages of  $CP$  violation parameters in  $B^0 \rightarrow a_1^\pm \pi^\mp$  in  $\mathcal{A}_{a_1\pi}^{+-}$  vs.  $\mathcal{A}_{a_1\pi}^{+-}$  space.

2182 measurements of the phases. Both experiments have measured the  $U$  and  $I$  parameters dis-  
 2183 cussed in Sec. 6.2.5 and defined in Table 22. We have performed a full correlated average of  
 2184 these parameters, the results of which are summarised in Fig. 32.

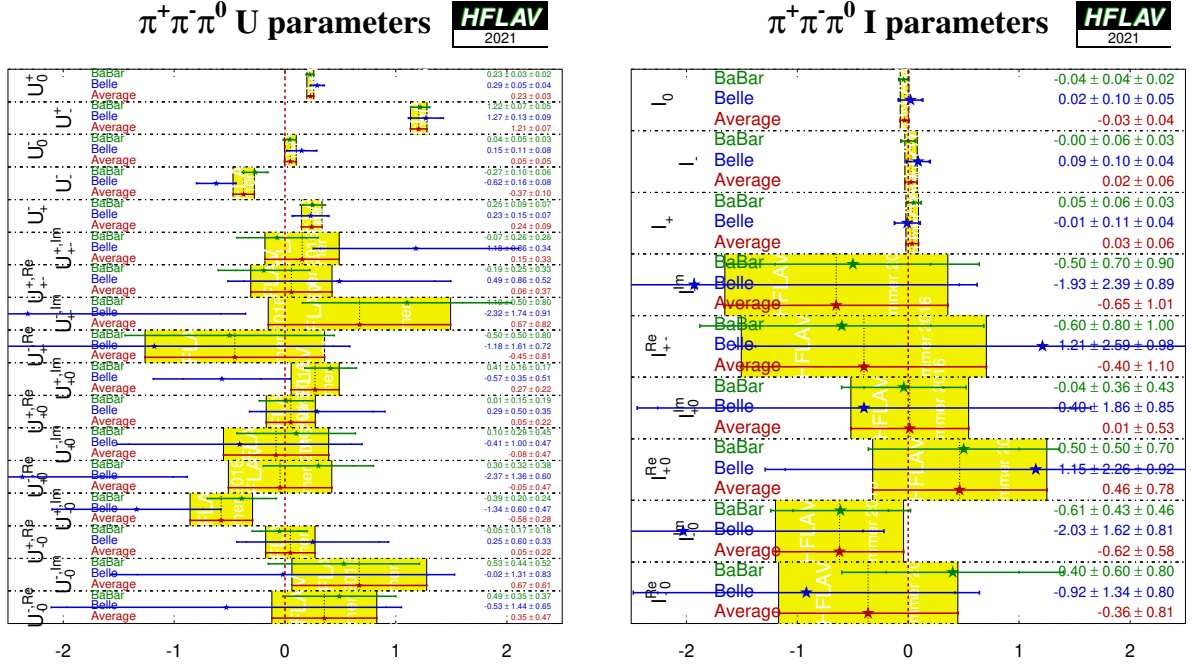


Figure 32: Summary of the  $U$  and  $I$  parameters measured in the time-dependent  $B^0 \rightarrow \pi^+ \pi^- \pi^0$  Dalitz plot analysis.

2185 Both experiments have also extracted the Q2B parameters for the  $\rho\pi$  channels. We have  
 2186 performed a full correlated average of these parameters, which is equivalent to determining the  
 2187 values from the averaged  $U$  and  $I$  parameters. The results are given in Table 44.<sup>29</sup> Averages of  
 2188 the  $B^0 \rightarrow \rho^0 \pi^0$  Q2B parameters are shown in Figs. 33 and 34.

2189 With the notation described in Sec. 6.2 (Eq. (124)), the time-dependent parameters for the  
 2190 Q2B  $B^0 \rightarrow \rho^\pm \pi^\mp$  analysis are, in the limit of negligible penguin contributions, given by

$$S_{\rho\pi} = \sqrt{1 - \left(\frac{\Delta C}{2}\right)^2} \sin(2\alpha) \cos(\delta), \quad \Delta S_{\rho\pi} = \sqrt{1 - \left(\frac{\Delta C}{2}\right)^2} \cos(2\alpha) \sin(\delta) \quad (156)$$

2191 and  $C_{\rho\pi} = \mathcal{A}_{CP}^{\rho\pi} = 0$ , where  $\delta = \arg(A_{-+} A_{+-}^*)$  is the strong phase difference between the  $\rho^- \pi^+$   
 2192 and  $\rho^+ \pi^-$  decay amplitudes. In the presence of penguin contributions, there is no straight-  
 2193 forward interpretation of the Q2B observables in the  $B^0 \rightarrow \rho^\pm \pi^\mp$  system in terms of CKM  
 2194 parameters. However,  $CP$  violation in decay may arise, resulting in either or both of  $C_{\rho\pi} \neq 0$   
 2195 and  $\mathcal{A}_{CP}^{\rho\pi} \neq 0$ . Equivalently,  $CP$  violation in decay may be detected via a deviation from zero of  
 2196 either of the decay-type-specific observables  $\mathcal{A}_{\rho\pi}^{+-}$  and  $\mathcal{A}_{\rho\pi}^{-+}$ , defined in Eq. (125). Results and  
 2197 averages for these parameters are also given in Table 44. Averages of  $CP$  violation parameters

<sup>29</sup>The  $B^0 \rightarrow \rho^\pm \pi^\mp$  Q2B parameters are comparable to the parameters used for  $B^0 \rightarrow a_1^\pm \pi^\mp$  decays, reported in Table 43. For the  $B^0 \rightarrow a_1^\pm \pi^\mp$  case there has not yet been a full amplitude analysis of  $B^0 \rightarrow \pi^+ \pi^- \pi^+ \pi^-$  and therefore only the Q2B parameters are available.

Table 44: Averages of quasi-two-body parameters extracted from time-dependent Dalitz plot analysis of  $B^0 \rightarrow \pi^+ \pi^- \pi^0$ .

Experiment	$N(B\bar{B})$	$\mathcal{A}_{CP}^{\rho\pi}$	$C_{\rho\pi}$	$S_{\rho\pi}$	$\Delta C_{\rho\pi}$	$\Delta S_{\rho\pi}$
BaBAR	[273]	$-0.10 \pm 0.03 \pm 0.02$	$0.02 \pm 0.06 \pm 0.04$	$0.05 \pm 0.08 \pm 0.03$	$0.23 \pm 0.06 \pm 0.05$	$0.05 \pm 0.08 \pm 0.04$
Belle	[274, 275]	$-0.12 \pm 0.05 \pm 0.04$	$-0.13 \pm 0.09 \pm 0.05$	$0.06 \pm 0.13 \pm 0.05$	$0.36 \pm 0.10 \pm 0.05$	$-0.08 \pm 0.13 \pm 0.05$
<b>Average</b>		$-0.11 \pm 0.03$	$-0.03 \pm 0.06$	$0.06 \pm 0.07$	$0.27 \pm 0.06$	$0.01 \pm 0.08$
Confidence level				$0.63 (0.5\sigma)$		

Experiment	$N(B\bar{B})$	$\mathcal{A}_{\rho\pi}^{-+}$	$\mathcal{A}_{\rho\pi}^{+-}$	Correlation
BaBAR	[273]	$-0.12 \pm 0.08^{+0.04}_{-0.05}$	$0.09^{+0.05}_{-0.06} \pm 0.04$	0.55
Belle	[274, 275]	$0.08 \pm 0.16 \pm 0.11$	$0.21 \pm 0.08 \pm 0.04$	0.47
<b>Average</b>		$-0.08 \pm 0.08$	$0.13 \pm 0.05$	0.37
Confidence level			$0.47 (0.7\sigma)$	

Experiment	$N(B\bar{B})$	$C_{\rho^0\pi^0}$	$S_{\rho^0\pi^0}$	Correlation
BaBAR	[273]	$0.19 \pm 0.23 \pm 0.15$	$-0.37 \pm 0.34 \pm 0.20$	0.00
Belle	[274, 275]	$0.49 \pm 0.36 \pm 0.28$	$0.17 \pm 0.57 \pm 0.35$	0.08
<b>Average</b>		$0.27 \pm 0.24$	$-0.23 \pm 0.34$	0.02
Confidence level			$0.68 (0.4\sigma)$	



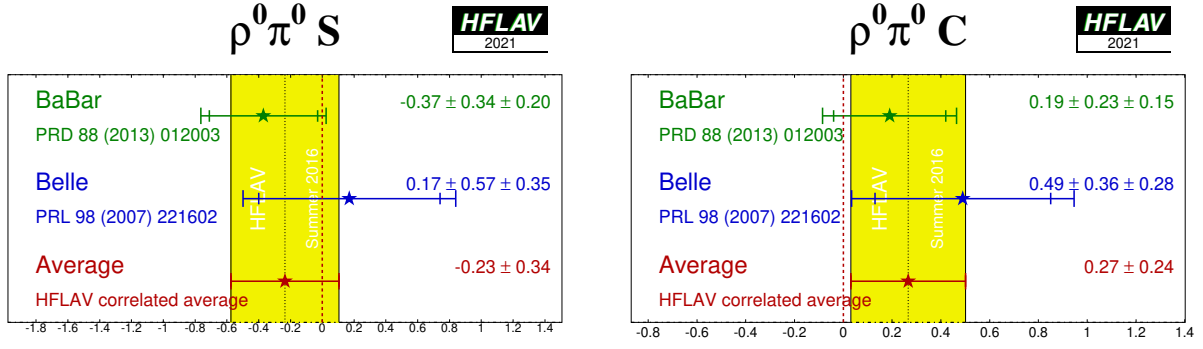


Figure 33: Averages of (left)  $S_{b \rightarrow u\bar{u}d}$  and (right)  $C_{b \rightarrow u\bar{u}d}$  for the mode  $B^0 \rightarrow \rho^0 \pi^0$ .

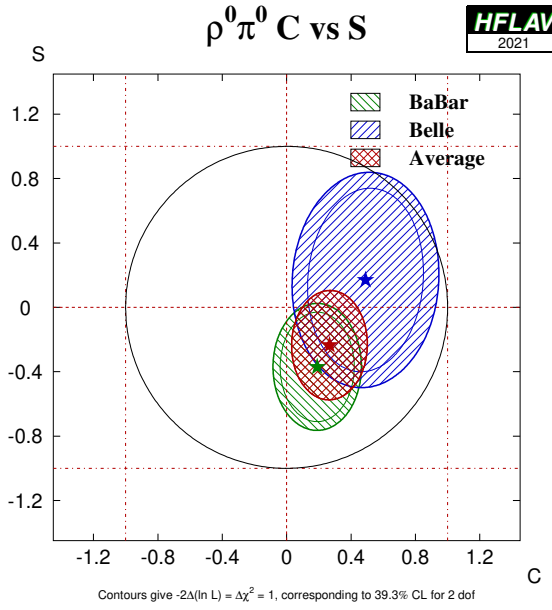


Figure 34: Averages of  $b \rightarrow u\bar{u}d$  dominated channels, for the mode  $B^0 \rightarrow \rho^0 \pi^0$  in the  $S_{CP}$  vs.  $C_{CP}$  plane. The contour at  $S_{CP}^2 + C_{CP}^2 = 1$  represents the physical boundary for the parameters.

in  $B^0 \rightarrow \rho^\pm \pi^\mp$  decays are shown in Fig. 35, both in  $\mathcal{A}_{CP}^{\rho\pi}$  vs.  $C_{\rho\pi}$  space and in  $\mathcal{A}_{\rho\pi}^{-+}$  vs.  $\mathcal{A}_{\rho\pi}^{+-}$  space.

The averages for  $S_{b \rightarrow u\bar{u}d}$  and  $C_{b \rightarrow u\bar{u}d}$  in  $B^0 \rightarrow \pi^+ \pi^-$  decays are both more than  $5\sigma$  away from zero, suggesting that both mixing-induced and  $CP$  violation in decay are well-established in this channel. The discrepancy between results from *BABAR* and Belle that used to exist in this channel (see, for example, Ref. [424]) is no longer apparent, and the results from LHCb are also fully consistent with other measurements. Some difference is, however, seen between the *BABAR* and Belle measurements in the  $a_1^\pm \pi^\mp$  system. The confidence level of the five-dimensional average is 0.03, which corresponds to a  $2.1\sigma$  discrepancy. As seen in Table 43, this discrepancy is primarily in the values of  $S_{a_1\pi}$ , and is not evident in the  $\mathcal{A}_{a_1\pi}^{-+}$  vs.  $\mathcal{A}_{a_1\pi}^{+-}$  projection shown in Fig. 31. Since there is no evidence of underestimation of uncertainties in either analysis, we do not rescale the uncertainties of the averages.

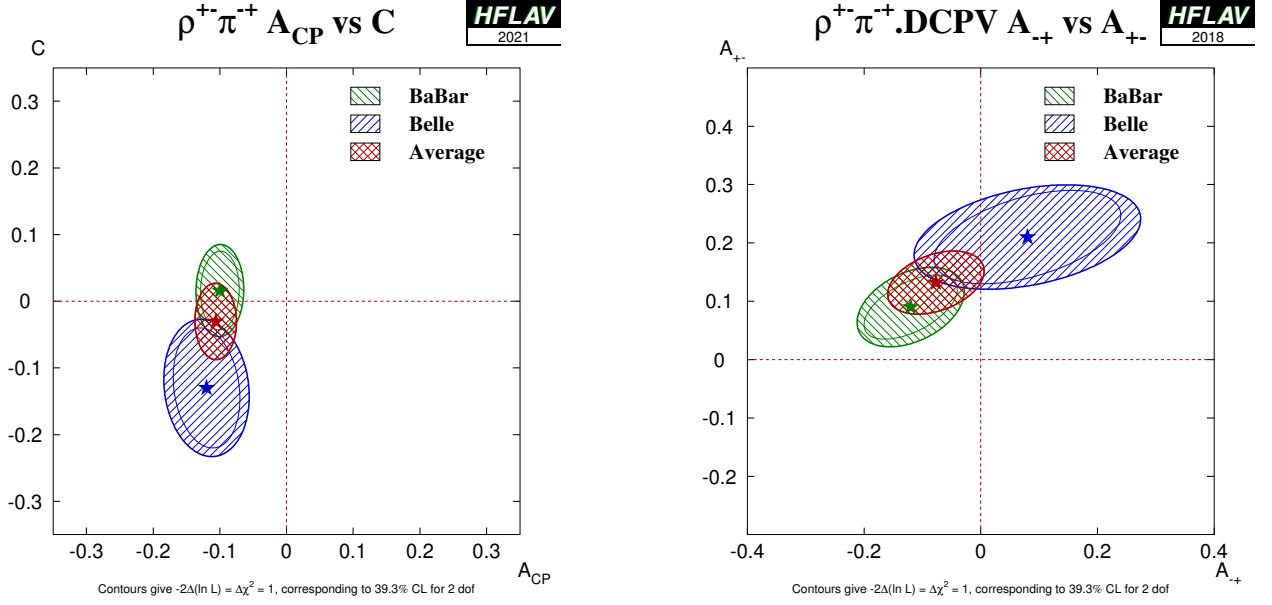


Figure 35:  $CP$  violation in  $B^0 \rightarrow \rho^\pm \pi^\mp$  decays. (Left)  $\mathcal{A}_{CP}^{\rho\pi}$  vs.  $C_{\rho\pi}$  space, (right)  $\mathcal{A}_{\rho\pi}^-$  vs.  $\mathcal{A}_{\rho\pi}^+$  space.

In  $B^0 \rightarrow \rho^\pm \pi^\mp$  decays, both experiments see an indication of  $CP$  violation in the  $\mathcal{A}_{CP}^{\rho\pi}$  parameter (as seen in Fig. 35). The average is more than  $3\sigma$  from zero, providing evidence of  $CP$  violation in decay in this channel. In  $B^0 \rightarrow \rho^+ \rho^-$  decays there is no evidence for  $CP$  violation, neither mixing-induced nor in decay. The absence of evidence of penguin contributions in this mode leads to strong constraints on  $\alpha \equiv \phi_2$ .

### 6.12.1 Constraints on $\alpha \equiv \phi_2$

The precision of the measured  $CP$  violation parameters in  $b \rightarrow u\bar{u}d$  transitions allows constraints to be set on the UT angle  $\alpha \equiv \phi_2$ . Constraints have been obtained with various methods:

- Both *BABAR* [421] and Belle [422] have performed isospin analyses in the  $\pi\pi$  system. Belle excludes  $23.8^\circ < \phi_2 < 66.8^\circ$  at 68% CL while *BABAR* gives a confidence level interpretation for  $\alpha$ , and constrain  $\alpha \in [71^\circ, 109^\circ]$  at 68% CL. Values in the range  $[23^\circ, 67^\circ]$  are excluded at 90% CL. In both cases, only solutions in  $0^\circ$ – $180^\circ$  are quoted.
- Both experiments have also performed isospin analyses in the  $\rho\rho$  system. The most recent result from *BABAR* is given in an update of the measurements of the  $B^+ \rightarrow \rho^+ \rho^0$  decay [425], and sets the constraint  $\alpha = (92.4_{-6.5}^{+6.0})^\circ$ . The most recent result from Belle is given in their paper on time-dependent  $CP$  violation parameters in  $B^0 \rightarrow \rho^+ \rho^-$  decays, and sets the constraint  $\phi_2 = (93.7 \pm 10.6)^\circ$  [414].
- The time-dependent Dalitz-plot analysis of the  $B^0 \rightarrow \pi^+ \pi^- \pi^0$  decay allows a determination of  $\alpha$  without input from any other channels. *BABAR* [273] presents a scan, but not an interval, for  $\alpha$ , since their studies indicate that the scan is not statistically robust and cannot be interpreted in terms of 1–CL. Belle [274, 275] has obtained a constraint on  $\alpha$  using additional information from  $SU(2)$  relations between  $B \rightarrow \rho\pi$  decay ampli-

tudes, which can be used to constrain  $\alpha$  via an isospin pentagon relation [426]. With this analysis, Belle obtains the constraint  $\phi_2 = (83^{+12}_{-23})^\circ$ .

- The results from *BABAR* on  $B^0 \rightarrow a_1^\pm \pi^\mp$  [418] can be combined with results from modes related by flavour symmetries ( $a_1 K$  and  $K_1 \pi$ ) [427]. This has been done by *BABAR* [420], resulting in the constraint  $\alpha = (79 \pm 7 \pm 11)^\circ$ , where the first uncertainty is from the analysis of  $B^0 \rightarrow a_1^\pm \pi^\mp$  that obtains  $\alpha^{\text{eff}}$ , and the second is due to the constraint on  $|\alpha^{\text{eff}} - \alpha|$ . This approach gives a result with several ambiguous solutions; only the one that is consistent with other determinations of  $\alpha$  and with global fits to the CKM matrix parameters is quoted here.
- The CKMfitter [242] and UTFit [334] groups use the measurements from Belle and *BABAR* given above with other branching fractions and  $CP$  asymmetries in  $B \rightarrow \pi\pi$ ,  $\pi\pi\pi^0$  and  $\rho\rho$  modes to perform isospin analyses for each system, and to obtain combined constraints on  $\alpha$ .
- The *BABAR* and Belle collaborations have combined their results on  $B \rightarrow \pi\pi$ ,  $\pi\pi\pi^0$  and  $\rho\rho$  decays to obtain [428]

$$\alpha \equiv \phi_2 = (88 \pm 5)^\circ. \quad (157)$$

The above solution is that consistent with the Standard Model (there exists an ambiguous solution, shifted by  $180^\circ$ ). The strongest constraint currently comes from the  $B \rightarrow \rho\rho$  system. The inclusion of results from  $B^0 \rightarrow a_1^\pm \pi^\mp$  does not significantly affect the average.

- All results for  $\alpha \equiv \phi_2$  based on isospin symmetry have a theoretical uncertainty due to possible isospin-breaking effects. This is expected to be small,  $\lesssim 1^\circ$  [429–431], but is hard to quantify reliably and is usually not included in the quoted uncertainty.

Note that methods based on isospin symmetry make extensive use of measurements of branching fractions and  $CP$  asymmetries, for which averages are reported in Chapter 9. Note also that each method suffers from discrete ambiguities in the solutions. The model assumption in the  $B^0 \rightarrow \pi^+\pi^-\pi^0$  analysis helps resolve some of the multiple solutions, and results in a single preferred value for  $\alpha$  in  $[0, \pi]$ . All the above measurements correspond to the choice that is in agreement with the global CKM fit.

Independently from the constraints on  $\alpha \equiv \phi_2$  obtained by the experiments, the results summarised in Sec. 6.12 are statistically combined to produce world average constraints on  $\alpha \equiv \phi_2$ . The combination is performed with the GAMMACOMBO framework [432] and follows a frequentist procedure, similar to that used by *BABAR* and Belle [428], and described in detail in Ref. [431].

The input measurements used in the combination are those listed above and are summarised in Table 45. Additional inputs, summarised in Table 46, for the branching fractions and (for  $\rho\rho$ ) polarisation fractions, for the relevant modes and their isospin partners are taken from Chapter 9, whilst the ratio of  $B^+$  to  $B^0$  lifetimes is taken from Chapter 5. Individual measurements are used as inputs, rather than the HFLAV averages, in order to facilitate cross-checks and to ensure the most appropriate treatment of correlations. A combination based on HFLAV averages gives consistent results. Results on  $B^0 \rightarrow a_1^\pm \pi^\mp$  decays are not included, as to do so requires additional theoretical assumptions, but as shown in Ref. [428] this does not significantly affect the average.

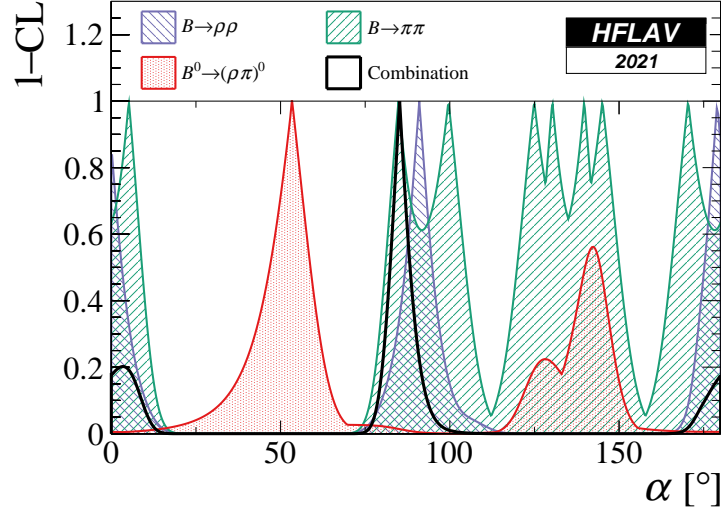


Figure 36: World average of  $\alpha \equiv \phi_2$ , in terms of  $1-\text{CL}$ , split by decay mode.

2273 The fit has a  $\chi^2$  of 16.6 with 51 observables and 24 parameters. Using the  $\chi^2$  distribution,  
 2274 this corresponds to a p-value of 94.1% (or  $0.1\sigma$ ). A coverage check with pseudoexperiments  
 2275 gives a p-value of  $(91.9 \pm 0.3)\%$ .

2276 The obtained world average for the Unitarity Triangle angle  $\alpha \equiv \phi_2$  is

$$\alpha \equiv \phi_2 = (85.2^{+4.8}_{-4.3})^\circ. \quad (158)$$

2277 An ambiguous solution also exists at  $\alpha \equiv \phi_2 \Leftrightarrow \alpha + \pi \equiv \phi_2 + \pi$ . The quoted uncertainty does  
 2278 not include effects due to isospin-breaking. A secondary minimum close to zero is disfavoured,  
 2279 as discussed in Ref. [431]. Results split by decay mode are shown in Table 47 and Fig. 36.

### 2280 6.13 Time-dependent $CP$ asymmetries in $b \rightarrow c\bar{u}d/u\bar{c}d$ transitions

2281 Non- $CP$  eigenstates such as  $D^\mp\pi^\pm$ ,  $D^{*\mp}\pi^\pm$  and  $D^\mp\rho^\pm$  can be produced in decays of  $B^0$  mesons  
 2282 either via Cabibbo-favoured ( $b \rightarrow c$ ) or doubly-Cabibbo-suppressed ( $b \rightarrow u$ ) tree amplitudes.  
 2283 Since no penguin contribution is possible, these modes are theoretically clean. The ratio of the  
 2284 magnitudes of the suppressed and favoured amplitudes,  $R$ , is sufficiently small (predicted to  
 2285 be about 0.02), that  $\mathcal{O}(R^2)$  terms can be neglected, and the sine terms give sensitivity to the  
 2286 combination of UT angles  $2\beta + \gamma$ .

2287 As described in Sec. 6.2.6, the averages are given in terms of the parameters  $a$  and  $c$  of  
 2288 Eq. (129).  $CP$  violation would appear as  $a \neq 0$ . Results for the  $D^\mp\pi^\pm$  mode are available from  
 2289  $BABAR$ , Belle and LHCb, while for  $D^{*\mp}\pi^\pm$   $BABAR$  and Belle have results with both full and  
 2290 partial reconstruction techniques. Results are also available from  $BABAR$  using  $D^\mp\rho^\pm$ . These  
 2291 results, and their averages, are listed in Table 48 and shown in Fig. 37. It is notable that the  
 2292 average value of  $a$  from  $D^*\pi$  is more than  $3\sigma$  from zero, providing evidence of  $CP$  violation in  
 2293 this channel.

2294 For each mode,  $D\pi$ ,  $D^*\pi$  and  $D\rho$ , there are two measurements ( $a$  and  $c$ , or  $S^+$  and  $S^-$ )  
 2295 that depend on three unknowns ( $R$ ,  $\delta$  and  $2\beta + \gamma$ ), of which two are different for each decay  
 2296 mode. Therefore, there is not enough information to solve directly for  $2\beta + \gamma$ . Constraints can

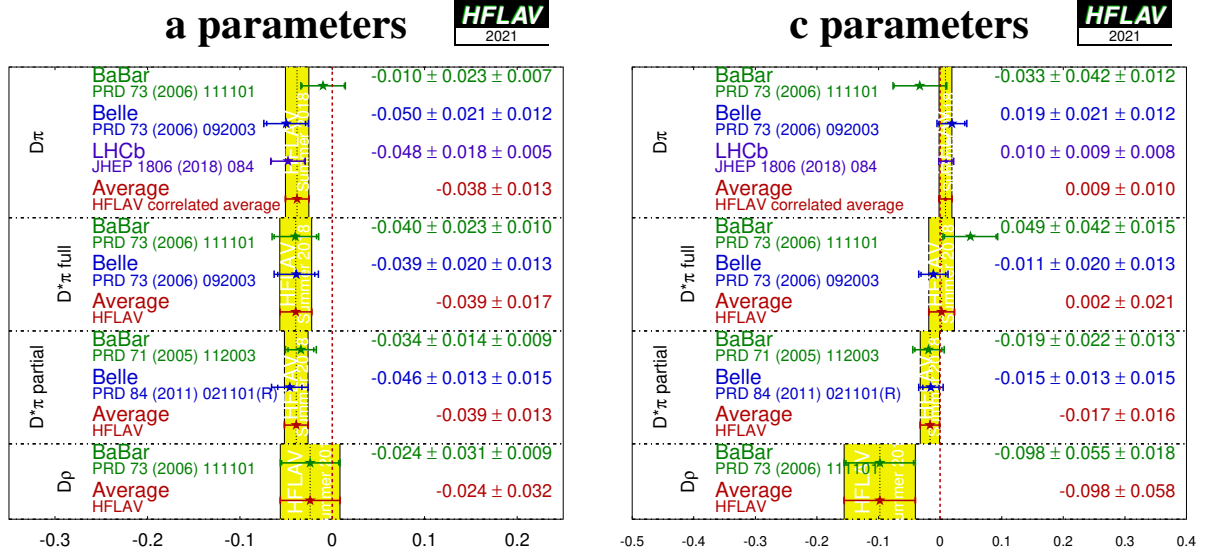


Figure 37: Averages for  $b \rightarrow \bar{c}ud/\bar{u}cd$  modes.

Table 45: List of measurements used in the  $\alpha$  combination. Results are obtained from either time-dependent (TD)  $CP$  asymmetries of decays to  $CP$  eigenstates or vector-vector final states, or time-integrated  $CP$  asymmetry measurements (CP). Results from time-dependent asymmetries in decays to self-conjugate three-body final states (TD-Dalitz) are also used in the form of the  $U$  and  $I$  parameters defined in Table 22.

$B$ decay	Method	Parameters	Experiment	Ref.
$B^0 \rightarrow \pi^+\pi^-$	TD	$S_{CP}, C_{CP}$	BABAR	[421]
			Belle	[422]
			LHCb	[392]
$B^0 \rightarrow \pi^0\pi^0$	CP	$C_{CP}$	BABAR	[421]
			Belle	[433]
$B^0 \rightarrow \rho^+\rho^-$	TD	$S_{CP}, C_{CP}$	BABAR	[413]
			Belle	[414]
$B^0 \rightarrow \rho^0\rho^0$	TD	$S_{CP}, C_{CP}$	BABAR	[415]
$B^0 \rightarrow \pi^+\pi^-\pi^0$	TD-Dalitz	$\{U, I\}$	BABAR	[273]
			Belle	[274]

Table 46: List of the auxiliary inputs used in the  $\alpha$  combination.

Particle / Decay	Parameters	Source	Ref.
$B^+ / B^0$	$\tau(B^+) / \tau(B^0)$	HFLAV	Chapter 5
$B^0 \rightarrow \pi^+ \pi^-$	BR	HFLAV	Chapter 9
$B^0 \rightarrow \pi^0 \pi^0$	BR	HFLAV	Chapter 9
$B^\pm \rightarrow \pi^\pm \pi^0$	BR	HFLAV	Chapter 9
$B^0 \rightarrow \rho^+ \rho^-$	BR, $f_L$	HFLAV	Chapter 9
$B^0 \rightarrow \rho^0 \rho^0$	BR, $f_L$	HFLAV	Chapter 9
$B^\pm \rightarrow \rho^\pm \rho^0$	BR, $f_L$	HFLAV	Chapter 9

Table 47: Averages of  $\alpha \equiv \phi_2$  split by  $B$  meson decay mode. Only solutions consistent with the obtained world average are shown.

Decay Mode	Value
$B \rightarrow \pi\pi$	$(84.8^{+22.1}_{-5.6})^\circ$
	$(99.6^{+7.3}_{-20.4})^\circ$
$B \rightarrow \rho\rho$	$(91.0 \pm 5.5)^\circ$
$B^0 \rightarrow (\rho\pi)^0$	$(53.4^{+8.3}_{-11.1})^\circ$

Table 48: Averages for  $b \rightarrow c\bar{u}d / u\bar{c}d$  modes.

Experiment	Sample size	$a$	$c$	Correlation
$D^\mp \pi^\pm$				
<i>BABAR</i> (full rec.)	[281] $N(B\bar{B}) = 232\text{M}$	$-0.010 \pm 0.023 \pm 0.007$	$-0.033 \pm 0.042 \pm 0.012$	—
<i>Belle</i> (full rec.)	[285] $N(B\bar{B}) = 386\text{M}$	$-0.050 \pm 0.021 \pm 0.012$	$0.019 \pm 0.021 \pm 0.012$	—
LHCb	[287] $\int \mathcal{L} dt = 3.0 \text{ fb}^{-1}$	$-0.048 \pm 0.018 \pm 0.005$	$0.010 \pm 0.009 \pm 0.008$	$-0.46$ (syst)
<b>Average</b>		$-0.038 \pm 0.013$	$0.009 \pm 0.010$	$-0.05$
Confidence level		$0.56$ ( $0.6\sigma$ )		
$D^{*\mp} \pi^\pm$				
<i>BABAR</i> (full rec.)	[281] $N(B\bar{B}) = 232\text{M}$	$-0.040 \pm 0.023 \pm 0.010$	$0.049 \pm 0.042 \pm 0.015$	
<i>BABAR</i> (partial rec.)	[282] $N(B\bar{B}) = 232\text{M}$	$-0.034 \pm 0.014 \pm 0.009$	$-0.019 \pm 0.022 \pm 0.013$	
<i>Belle</i> (full rec.)	[285] $N(B\bar{B}) = 386\text{M}$	$-0.039 \pm 0.020 \pm 0.013$	$-0.011 \pm 0.020 \pm 0.013$	
<i>Belle</i> (partial rec.)	[284] $N(B\bar{B}) = 657\text{M}$	$-0.046 \pm 0.013 \pm 0.015$	$-0.015 \pm 0.013 \pm 0.015$	
<b>Average</b>		$-0.039 \pm 0.010$	$-0.010 \pm 0.013$	
Confidence level		$0.97$ ( $0.03\sigma$ )	$0.59$ ( $0.6\sigma$ )	
$D^\mp \rho^\pm$				
<i>BABAR</i> (full rec.)	[281] $N(B\bar{B}) = 232\text{M}$	$-0.024 \pm 0.031 \pm 0.009$	$-0.098 \pm 0.055 \pm 0.018$	

be obtained if one is willing to use theoretical input on the values of  $R$  and/or  $\delta$ . One popular choice is the use of SU(3) symmetry to obtain  $R$  by relating the suppressed decay mode to  $B$  decays involving  $D_s$  mesons. More details can be found in Refs. [286, 434–437].

## 6.14 Time-dependent $CP$ asymmetries in $b \rightarrow c\bar{u}s/u\bar{c}s$ transitions

### 6.14.1 Time-dependent $CP$ asymmetries in $B^0 \rightarrow D^\mp K_s^0 \pi^\pm$

Time-dependent analyses of transitions such as  $B^0 \rightarrow D^\mp K_s^0 \pi^\pm$  can be used to probe  $\sin(2\beta + \gamma)$  in a similar way to that discussed above (Sec. 6.13). Since the final state contains three particles, a Dalitz-plot analysis is necessary to maximise the sensitivity. *BABAR* [438] has carried out such an analysis, finding  $2\beta + \gamma = (83 \pm 53 \pm 20)^\circ$  (with an ambiguity  $2\beta + \gamma \leftrightarrow 2\beta + \gamma + \pi$ ) assuming the ratio of the  $b \rightarrow u$  and  $b \rightarrow c$  amplitude to be constant across the Dalitz plot at 0.3.

### 6.14.2 Time-dependent $CP$ asymmetries in $B_s^0 \rightarrow D_s^\mp K^\pm$ and similar modes

Time-dependent analysis of  $B_s^0 \rightarrow D_s^\mp K^\pm$  decays can be used to determine  $\gamma - 2\beta_s$  [439, 440]. Compared to the situation for  $B^0 \rightarrow D^{(*)\mp} \pi^\pm$  decays discussed in Sec. 6.13, the larger value of the ratio  $R$  of the magnitudes of the suppressed and favoured amplitudes allows it to be determined from the data. Moreover, the non-zero value of  $\Delta\Gamma_s$  allows the determination of additional terms, labelled  $A^{\Delta\Gamma}$  and  $\bar{A}^{\Delta\Gamma}$ , that break ambiguities in the solutions for  $\gamma - 2\beta_s$ .

A similar analysis can also be done with  $B_s^0 \rightarrow D_s^\mp K^\pm \pi^+ \pi^-$  decays. In this case the quasi-two-body parameters are effective parameters, integrated over the phase space of the decay.

LHCb [289] has measured the time-dependent  $CP$  violation parameters in  $B_s^0 \rightarrow D_s^\mp K^\pm$  decays, using  $3.0 \text{ fb}^{-1}$  of data. The results are given in Table 49, and correspond to  $3.8\sigma$  evidence for  $CP$  violation in the interference between mixing and  $B_s^0 \rightarrow D_s^\mp K^\pm$  decays. From these results, and the world average constraint on  $2\beta_s$  [441], LHCb determine  $\gamma = (128^{+17}_{-22})^\circ$ ,  $\delta_{D_s K} = (358^{+13}_{-14})^\circ$  and  $R_{D_s K} = 0.37^{+0.10}_{-0.09}$ .

LHCb [200] has also measured the time-dependent  $CP$  violation parameters in  $B_s^0 \rightarrow D_s^\mp K^\pm \pi^+ \pi^-$  decays. Both model-dependent and -independent analysis have been performed; results for the latter are quoted in Table 49. From these results, LHCb determine  $\gamma = (44 \pm 12)^\circ$ .

Table 49: Results for  $B_s^0 \rightarrow D_s^\mp K^\pm$  and  $D_s^\mp K^\pm \pi^+ \pi^-$ .

Experiment	$\int \mathcal{L} dt$	$C$	$A^{\Delta\Gamma}$	$\bar{A}^{\Delta\Gamma}$	$S$	$\bar{S}$
$B_s^0 \rightarrow D_s^\mp K^\pm$						
LHCb	[289] 3 fb $^{-1}$	$0.73 \pm 0.14 \pm 0.05$	$0.39 \pm 0.28 \pm 0.15$	$0.31 \pm 0.28 \pm 0.15$	$-0.52 \pm 0.20 \pm 0.07$	$-0.49 \pm 0.20 \pm 0.07$
$B_s^0 \rightarrow D_s^\mp K^\pm \pi^+ \pi^-$						
LHCb	[200] 9 fb $^{-1}$	$0.631 \pm 0.096 \pm 0.032$	$-0.334 \pm 0.232 \pm 0.097$	$-0.695 \pm 0.215 \pm 0.081$	$-0.424 \pm 0.135 \pm 0.033$	$-0.463 \pm 0.134 \pm 0.031$

## 6.15 Rates and asymmetries in $B \rightarrow D^{(*)} K^{(*)}$ decays

As explained in Sec. 6.2.7, rates and asymmetries in  $B^+ \rightarrow D^{(*)} K^{(*)+}$  decays are sensitive to  $\gamma$ , and have negligible theoretical uncertainty [304]. Various methods using different  $D^{(*)}$  final states have been used.

### 6.15.1 $D$ decays to $CP$ eigenstates

Results are available from *BABAR*, *Belle*, *CDF* and *LHCb* on GLW analyses in the decay mode  $B^+ \rightarrow DK^+$ . All experiments use the  $CP$ -even  $D$  decay final states  $K^+K^-$  and  $\pi^+\pi^-$ ; *BABAR* and *Belle* in addition use the  $CP$ -odd decay modes  $K_S^0\pi^0$ ,  $K_S^0\omega$  and  $K_S^0\phi$ , though care is taken to avoid statistical overlap with the  $K_S^0K^+K^-$  sample used for Dalitz plot analyses (see Sec. 6.15.4). *BABAR* and *Belle* also have results in the decay mode  $B^+ \rightarrow D^*K^+$ , using both the  $D^* \rightarrow D\pi^0$  decay, for which  $CP(D^*) = CP(D)$ , and the  $D^* \rightarrow D\gamma$  decay, for which  $CP(D^*) = -CP(D)$ . *LHCb* also has results in the  $B^+ \rightarrow D^*K^+$  decay mode, exploiting a partial reconstruction technique in which the  $\pi^0$  or  $\gamma$  produced in the  $D^*$  decay is not explicitly reconstructed. Results obtained with this technique have significant correlations, and therefore a correlated average is performed for the  $B^+ \rightarrow D^*K^+$  observables. In addition, *BABAR* and *LHCb* have results in the decay mode  $B^+ \rightarrow DK^{*+}$ , and *LHCb* has results in the decay mode  $B^+ \rightarrow DK^+\pi^+\pi^-$ . In many cases *LHCb* presents results separately for the cases of  $D$  decay to  $K^+K^-$  and  $\pi^+\pi^-$  to allow for possible effects related to  $D^0-\bar{D}^0$  mixing and  $CP$  violation in charm decays [442], which, however, are known to be small and are neglected in our averages. These separate results are presented together with their combination, as provided in the *LHCb* publications, where possible. The results and averages are given in Table 50 and shown in Fig. 38. *LHCb* has performed a GLW analysis using the  $B^0 \rightarrow DK^{*0}$  decay with the  $CP$ -even  $D \rightarrow K^+K^-$  and  $D \rightarrow \pi^+\pi^-$  channels, which are also included in Table 50.

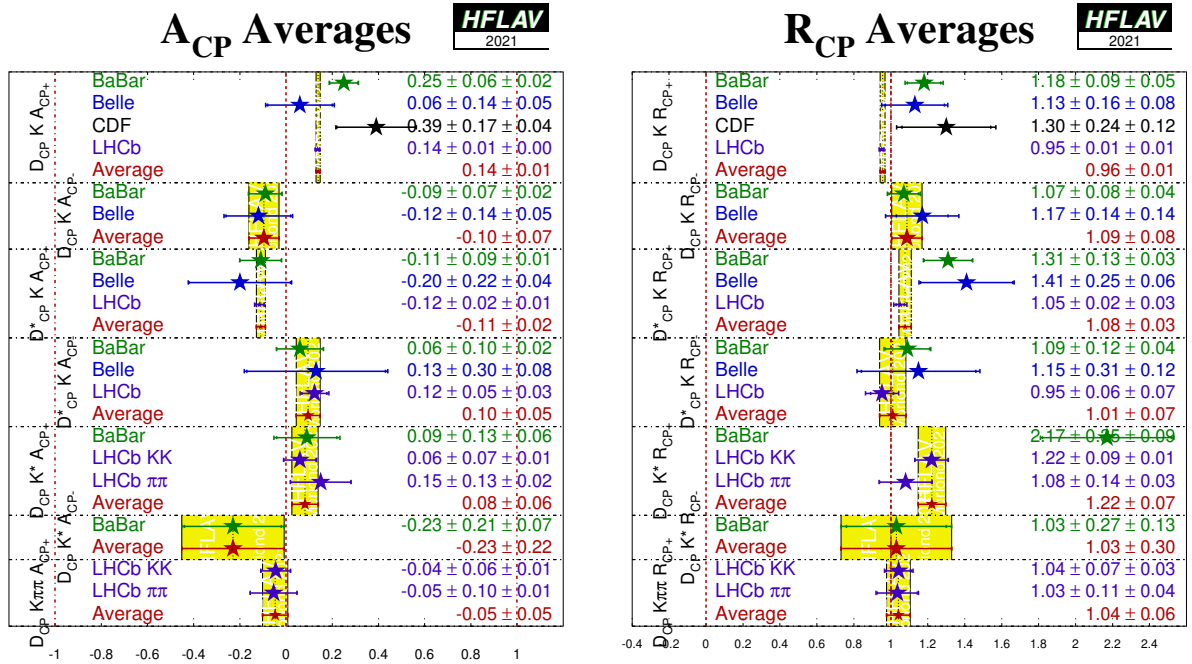


Figure 38: Averages of  $A_{CP}$  and  $R_{CP}$  from GLW analyses.

As pointed out in Refs. [307, 308], a Dalitz plot analysis of  $B^0 \rightarrow DK^+\pi^-$  decays provides more sensitivity to  $\gamma \equiv \phi_3$  than the Q2B  $DK^{*0}$  approach. The analysis provides direct sensitivity to the hadronic parameters  $r_B$  and  $\delta_B$  associated with the  $B^0 \rightarrow DK^{*0}$  decay amplitudes, rather than effective hadronic parameters averaged over the  $K^{*0}$  selection window as in the Q2B case.



Table 50: Averages from GLW analyses of  $b \rightarrow c\bar{u}s/u\bar{c}s$  modes. The sample size is given in terms of number of  $B\bar{B}$  pairs,  $N(B\bar{B})$ , for the  $e^+e^-$   $B$  factory experiments *BABAR* and *Belle*, and in terms of integrated luminosity,  $\int \mathcal{L} dt$ , for the hadron collider experiments *CDF* and *LHCb*.

Experiment		Sample size $N(B\bar{B})$ or $\int \mathcal{L} dt$	$A_{CP+}$	$A_{CP-}$	$R_{CP+}$	$R_{CP-}$
$B^+ \rightarrow D_{CP}K^+$						
<i>BABAR</i>	[443]	467M	$0.25 \pm 0.06 \pm 0.02$	$-0.09 \pm 0.07 \pm 0.02$	$1.18 \pm 0.09 \pm 0.05$	$1.07 \pm 0.08 \pm 0.04$
<i>Belle</i>	[444]	275M	$0.06 \pm 0.14 \pm 0.05$	$-0.12 \pm 0.14 \pm 0.05$	$1.13 \pm 0.16 \pm 0.08$	$1.17 \pm 0.14 \pm 0.14$
<i>CDF</i>	[445]	$1 \text{ fb}^{-1}$	$0.39 \pm 0.17 \pm 0.04$	—	$1.30 \pm 0.24 \pm 0.12$	—
<i>LHCb</i>	[446]	$8.7 \text{ fb}^{-1}$	$0.136 \pm 0.009 \pm 0.001$	—	$0.950 \pm 0.009 \pm 0.010$	—
<b>Average</b>			$0.139 \pm 0.009$	$-0.096 \pm 0.065$	$0.956 \pm 0.013$	$1.087 \pm 0.082$
Confidence level			0.14 (1.5 $\sigma$ )	0.86 (0.2 $\sigma$ )	0.06 (1.9 $\sigma$ )	0.65 (0.5 $\sigma$ )
$B^+ \rightarrow D_{CP}^*K^+$						
<i>BABAR</i>	[447]	383M	$-0.11 \pm 0.09 \pm 0.01$	$0.06 \pm 0.10 \pm 0.02$	$1.31 \pm 0.13 \pm 0.03$	$1.09 \pm 0.12 \pm 0.04$
<i>Belle</i>	[444]	275M	$-0.20 \pm 0.22 \pm 0.04$	$0.13 \pm 0.30 \pm 0.08$	$1.41 \pm 0.25 \pm 0.06$	$1.15 \pm 0.31 \pm 0.12$
<i>LHCb</i>	[446]	$8.7 \text{ fb}^{-1}$	$-0.115 \pm 0.019 \pm 0.009$	$0.123 \pm 0.054 \pm 0.031$	$1.051 \pm 0.022 \pm 0.028$	$0.952 \pm 0.062 \pm 0.065$
<b>Average</b>			$-0.109 \pm 0.019$	$0.096 \pm 0.052$	$1.077 \pm 0.034$	$1.011 \pm 0.071$
Confidence level				0.59 (0.5 $\sigma$ )		
$B^+ \rightarrow D_{CP}K^{*+}$						
<i>BABAR</i>	[448]	379M	$0.09 \pm 0.13 \pm 0.06$	$-0.23 \pm 0.21 \pm 0.07$	$2.17 \pm 0.35 \pm 0.09$	$1.03 \pm 0.27 \pm 0.13$
<i>LHCb</i> $KK$	[449]	$4.8 \text{ fb}^{-1}$	$0.06 \pm 0.07 \pm 0.01$	—	$1.22 \pm 0.09 \pm 0.01$	—
<i>LHCb</i> $\pi\pi$	[449]	$4.8 \text{ fb}^{-1}$	$0.15 \pm 0.13 \pm 0.02$	—	$1.08 \pm 0.14 \pm 0.03$	—
<i>LHCb</i> average	[449]	$4.8 \text{ fb}^{-1}$	$0.08 \pm 0.06 \pm 0.01$	—	$1.18 \pm 0.08 \pm 0.02$	—
<b>Average</b>			$0.08 \pm 0.06$	$-0.23 \pm 0.22$	$1.22 \pm 0.07$	$1.03 \pm 0.30$
Confidence level			0.83 (0.2 $\sigma$ )		0.02 (2.3 $\sigma$ )	
$B^+ \rightarrow D_{CP}K^+\pi^+\pi^-$						
<i>LHCb</i> $KK$	[450]	$3 \text{ fb}^{-1}$	$-0.045 \pm 0.064 \pm 0.011$	—	$1.043 \pm 0.069 \pm 0.034$	—
<i>LHCb</i> $\pi\pi$	[450]	$3 \text{ fb}^{-1}$	$-0.054 \pm 0.101 \pm 0.011$	—	$1.035 \pm 0.108 \pm 0.038$	—
<i>LHCb</i> average	[450]	$3 \text{ fb}^{-1}$	$-0.048 \pm 0.055$	—	$1.040 \pm 0.064$	—
$B^0 \rightarrow D_{CP}K^{*0}$						
<i>LHCb</i> $KK$	[451]	$4.8 \text{ fb}^{-1}$	$-0.05 \pm 0.10 \pm 0.01$	—	$0.92 \pm 0.10 \pm 0.02$	—
<i>LHCb</i> $\pi\pi$	[451]	$4.8 \text{ fb}^{-1}$	$-0.18 \pm 0.14 \pm 0.01$	—	$1.32 \pm 0.19 \pm 0.03$	—

Such an analysis has been performed by *LHCb*. A simultaneous fit is performed to the  $B^0 \rightarrow DK^+\pi^-$  Dalitz plots with the neutral  $D$  meson reconstructed in the  $K^+\pi^-$ ,  $K^+K^-$  and  $\pi^+\pi^-$  final states. The reported results in Table 51 are for the Cartesian parameters, defined in Eq. (144) associated with the  $B^0 \rightarrow DK^*(892)^0$  decay. Note that, since the measurements use overlapping data samples, these results cannot be combined with the *LHCb* results for GLW observables in  $B^0 \rightarrow DK^*(892)^0$  decays reported in Table 50.

*LHCb* uses the results of the  $B^0 \rightarrow DK^+\pi^-$  Dalitz analysis to obtain confidence levels for  $\gamma$ ,  $r_B(DK^{*0})$  and  $\delta_B(DK^{*0})$ . In addition, results are reported for the hadronic parameters needed to relate these results to Q2B measurements of  $B^0 \rightarrow DK^*(892)^0$  decays, where a selection window of  $m(K^+\pi^-)$  within 50 MeV/ $c^2$  of the pole mass and helicity angle satisfying  $|\cos(\theta_{K^{*0}})| > 0.4$  is assumed. These parameters are the coherence factor  $\kappa$ , the ratio of Q2B and amplitude level  $r_B$  values,  $\bar{R}_B = \bar{r}_B/r_B$ , and the difference between Q2B and amplitude

Table 51: Results from Dalitz plot analysis of  $B^0 \rightarrow DK^+\pi^-$  decays with  $D \rightarrow K^+K^-$  and  $\pi^+\pi^-$ .

Experiment	$\int \mathcal{L} dt$	$x_+$	$y_+$	$x_-$	$y_-$
LHCb [452]	$3 \text{ fb}^{-1}$	$0.04 \pm 0.16 \pm 0.11$	$-0.47 \pm 0.28 \pm 0.22$	$-0.02 \pm 0.13 \pm 0.14$	$-0.35 \pm 0.26 \pm 0.41$

level  $\delta_B$  values,  $\Delta\bar{\delta}_B = \bar{\delta}_B - \delta_B$ . LHCb [452] obtains

$$\kappa = 0.958^{+0.005}_{-0.010} {}^{+0.002}_{-0.045}, \quad \bar{R}_B = 1.02^{+0.03}_{-0.01} \pm 0.06, \quad \Delta\bar{\delta}_B = 0.02^{+0.03}_{-0.02} \pm 0.11. \quad (159)$$

### 6.15.2 $D$ decays to quasi- $CP$ eigenstates

As discussed in Sec. 6.2.7, if a multibody neutral  $D$  meson decay can be shown to be dominated by one  $CP$  eigenstate, it can be used in a “GLW-like” (sometimes called “quasi-GLW”) analysis [313]. The same observables  $R_{CP}$ ,  $A_{CP}$  as for the GLW case are measured, but an additional factor of  $(2F_+ - 1)$ , where  $F_+$  is the fractional  $CP$ -even content, enters the expressions relating these observables to  $\gamma \equiv \phi_3$ . The  $F_+$  factors have been measured using CLEO-c data to be  $F_+(\pi^+\pi^-\pi^0) = 0.973 \pm 0.017$ ,  $F_+(K^+K^-\pi^0) = 0.732 \pm 0.055$ ,  $F_+(\pi^+\pi^-\pi^+\pi^-) = 0.737 \pm 0.028$  [453].

The GLW-like observables for  $B^+ \rightarrow DK^+$  with  $D \rightarrow \pi^+\pi^-\pi^0$ ,  $K^+K^-\pi^0$  and  $D \rightarrow \pi^+\pi^-\pi^+\pi^-$  have been measured by LHCb. The  $A_{qGLW}$  observable for  $B^+ \rightarrow DK^+$  with  $D \rightarrow \pi^+\pi^-\pi^0$  was measured in an earlier analysis by *BABAR*, from which additional observables, discussed in Sec. 6.2.7 and reported in Table 56 below, were reported. The observables for  $B^+ \rightarrow DK^{*+}$  and  $B^0 \rightarrow DK^{*0}$  with  $D \rightarrow \pi^+\pi^-\pi^+\pi^-$  have also been measured by LHCb. The results are given in Table 52.

Table 52: Averages from GLW-like analyses of  $b \rightarrow c\bar{u}s/u\bar{c}s$  modes.

Experiment	Sample size	$A_{qGLW}$	$R_{qGLW}$
$D_{\pi^+\pi^-\pi^0}K^+$			
LHCb [454]	$\int \mathcal{L} dt = 3 \text{ fb}^{-1}$	$0.05 \pm 0.09 \pm 0.01$	$0.98 \pm 0.11 \pm 0.05$
<i>BABAR</i> [317]	$N(B\bar{B}) = 324\text{M}$	$-0.02 \pm 0.15 \pm 0.03$	—
<b>Average</b>		$0.03 \pm 0.08$	$0.98 \pm 0.12$
Confidence level		$0.68 (0.4\sigma)$	—
$D_{K^+K^-\pi^0}K^+$			
LHCb [454]	$\int \mathcal{L} dt = 3 \text{ fb}^{-1}$	$0.30 \pm 0.20 \pm 0.02$	$0.95 \pm 0.22 \pm 0.04$
$D_{\pi^+\pi^-\pi^+\pi^-}K^+$			
LHCb [455]	$\int \mathcal{L} dt = 3 \text{ fb}^{-1}$	$0.10 \pm 0.03 \pm 0.02$	$0.97 \pm 0.04 \pm 0.02$
$D_{\pi^+\pi^-\pi^+\pi^-}K^{*+}$			
LHCb [449]	$\int \mathcal{L} dt = 4.8 \text{ fb}^{-1}$	$0.02 \pm 0.11 \pm 0.01$	$1.08 \pm 0.13 \pm 0.03$
$D_{\pi^+\pi^-\pi^+\pi^-}K^{*0}$			
LHCb [451]	$\int \mathcal{L} dt = 1.8 \text{ fb}^{-1}$	$-0.03 \pm 0.15 \pm 0.01$	$1.01 \pm 0.16 \pm 0.04$

### 2378 6.15.3 $D$ decays to suppressed final states

For ADS analyses, all of *BABAR*, Belle, CDF and LHCb have studied the modes  $B^+ \rightarrow DK^+$  and  $B^+ \rightarrow D\pi^+$ . *BABAR* has also analysed the  $B^+ \rightarrow D^*K^+$  mode with full reconstruction of the  $D^*$  decay, while LHCb have studied the same  $B^+$  decay with a partial reconstruction technique. There is an effective shift of  $\pi$  in the strong phase difference between the cases that the  $D^*$  is reconstructed as  $D\pi^0$  and  $D\gamma$  [310], therefore these modes are studied separately. In addition, both *BABAR* and LHCb have studied the  $B^+ \rightarrow DK^{*+}$  mode, where  $K^{*+}$  is reconstructed as  $K_s^0\pi^+$ , and LHCb has studied the  $B^+ \rightarrow DK^+\pi^+\pi^-$  mode. In all the above cases the suppressed decay  $D \rightarrow K^-\pi^+$  has been used. *BABAR*, Belle and LHCb also have results using  $B^+ \rightarrow DK^+$  with  $D \rightarrow K^-\pi^+\pi^0$ , while LHCb has results using  $B^+ \rightarrow DK^+$  with  $D \rightarrow K^-\pi^+\pi^+\pi^-$ . The results and averages are given in Table 53 and shown in Fig. 39.

Similar phenomenology as for  $B \rightarrow DK$  decays holds for  $B \rightarrow D\pi$  decays, although in this case the interference is between  $b \rightarrow c\bar{u}d$  and  $b \rightarrow u\bar{c}d$  transitions, and the ratio of suppressed to favoured amplitudes is expected to be much smaller,  $\mathcal{O}(1\%)$ . For most  $D$  meson final states this implies that the interference effect is too small to be of interest, but in the case of the ADS analysis it is possible that effects due to  $\gamma$  may be observable. Accordingly, the experiments now measure the corresponding observables in the  $D\pi$  final states. The results and averages are given in Table 54 and shown in Fig. 40.

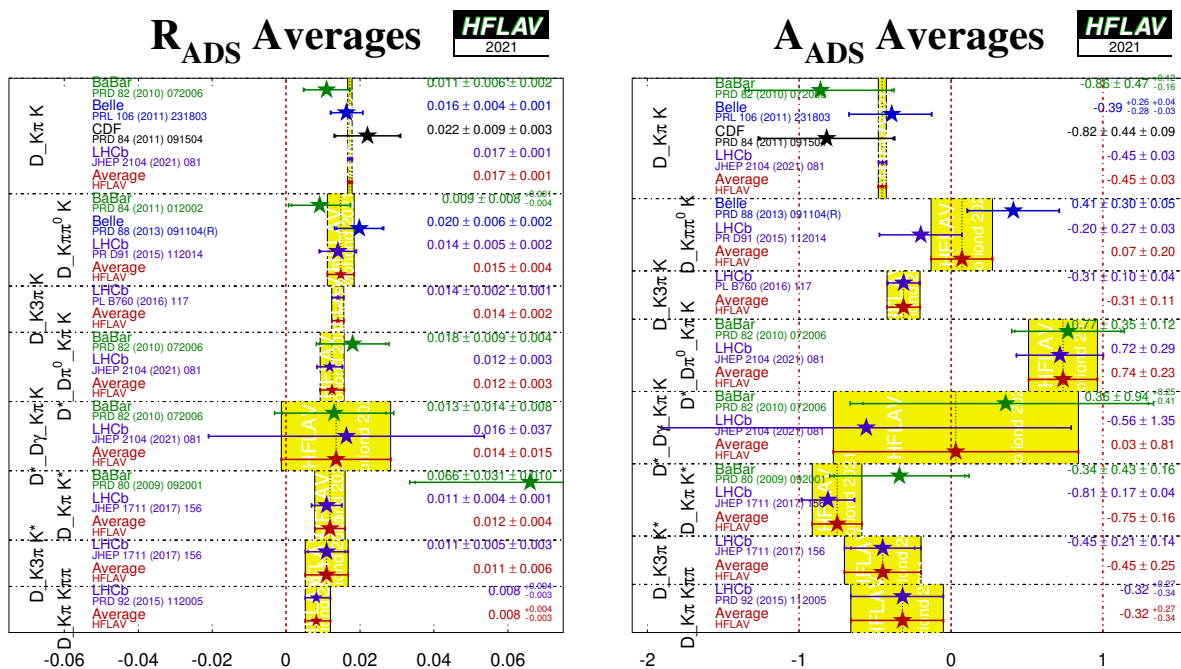


Figure 39: Averages of  $R_{\text{ADS}}$  and  $A_{\text{ADS}}$  for  $B \rightarrow D^{(*)}K^{(*)}$  decays.

*BABAR*, Belle and LHCb have also presented results from a similar analysis method with self-tagging neutral  $B$  decays:  $B^0 \rightarrow DK^{*0}$  with  $D \rightarrow K^-\pi^+$  (all),  $D \rightarrow K^-\pi^+\pi^0$  (*BABAR* only) and  $D \rightarrow K^-\pi^+\pi^+\pi^-$  (*BABAR* and LHCb). All these results are obtained with the  $K^{*0} \rightarrow K^+\pi^-$  decay. Effects due to the natural width of the  $K^{*0}$  are handled using the parametrisation suggested by Gronau [305].

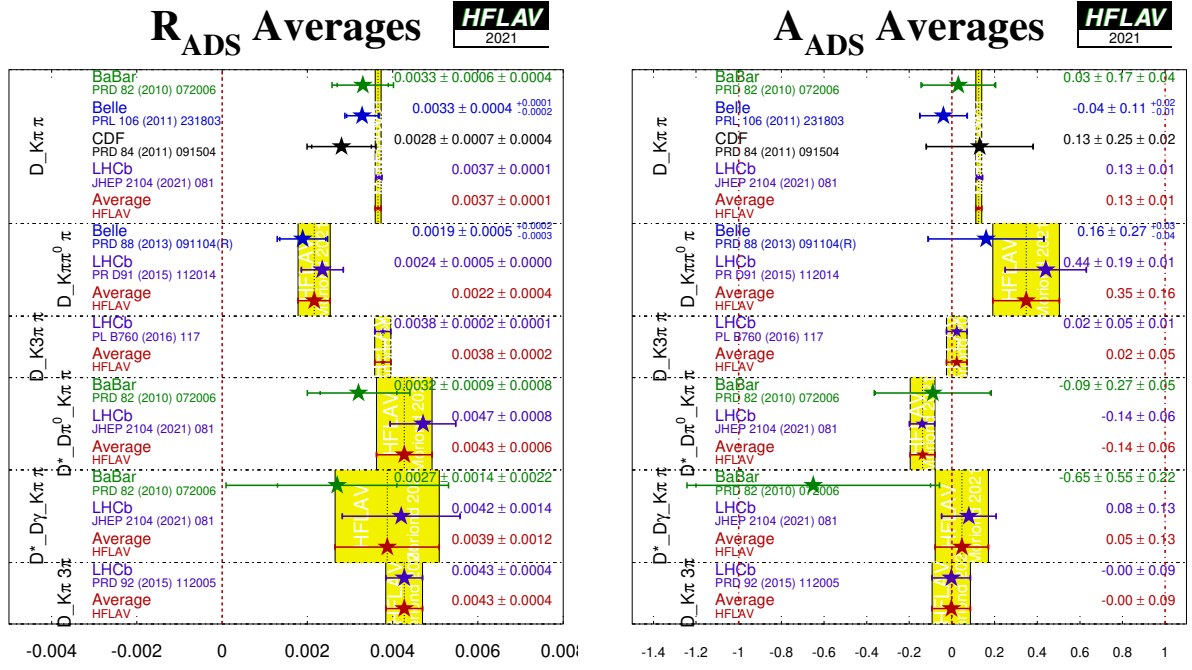


Figure 40: Averages of  $R_{\text{ADS}}$  and  $A_{\text{ADS}}$  for  $B \rightarrow D^{(*)}\pi$  decays.

Table 53: Averages from ADS analyses of  $b \rightarrow c\bar{u}s/u\bar{c}s$  modes.

Experiment		Sample size $N(B\bar{B})$ or $\int \mathcal{L} dt$	$A_{\text{ADS}}$	$R_{\text{ADS}}$
$DK^+, D \rightarrow K^-\pi^+$				
BABAR	[456]	467M	$-0.86 \pm 0.47^{+0.12}_{-0.16}$	$0.011 \pm 0.006 \pm 0.002$
Belle	[457]	772M	$-0.39^{+0.26+0.04}_{-0.28-0.03}$	$0.0163^{+0.0044+0.0007}_{-0.0041-0.0013}$
CDF	[458]	$7 \text{ fb}^{-1}$	$-0.82 \pm 0.44 \pm 0.09$	$0.0220 \pm 0.0086 \pm 0.0026$
LHCb	[446]	$8.7 \text{ fb}^{-1}$	$-0.451 \pm 0.026$	$0.0173 \pm 0.0006$
<b>Average</b>			$-0.453 \pm 0.026$	$0.0172 \pm 0.0006$
Confidence level			0.70 (0.4 $\sigma$ )	0.73 (0.4 $\sigma$ )
$DK^+, D \rightarrow K^-\pi^+\pi^0$				
BABAR	[459]	474M	—	$0.0091^{+0.0082+0.0014}_{-0.0076-0.0037}$
Belle	[460]	772M	$0.41 \pm 0.30 \pm 0.05$	$0.0198 \pm 0.0062 \pm 0.0024$
LHCb	[454]	$3 \text{ fb}^{-1}$	$-0.20 \pm 0.27 \pm 0.03$	$0.0140 \pm 0.0047 \pm 0.0019$
<b>Average</b>			$0.07 \pm 0.20$	$0.0148 \pm 0.0036$
Confidence level			0.13 (1.5 $\sigma$ )	0.59 (0.5 $\sigma$ )
$DK^+, D \rightarrow K^-\pi^+\pi^+\pi^-$				
LHCb	[455]	$3 \text{ fb}^{-1}$	$-0.313 \pm 0.102 \pm 0.038$	$0.0140 \pm 0.0015 \pm 0.0006$
$D^*K^+, D^* \rightarrow D\pi^0, D \rightarrow K^-\pi^+$				
BABAR	[456]	467M	$0.77 \pm 0.35 \pm 0.12$	$0.018 \pm 0.009 \pm 0.004$
LHCb	[446]	$8.7 \text{ fb}^{-1}$	$0.717 \pm 0.286$	$0.0118 \pm 0.0034$
<b>Average</b>			$0.74 \pm 0.23$	$0.0125 \pm 0.0032$
Confidence level			0.91 (0.1 $\sigma$ )	0.55 (0.6 $\sigma$ )
$D^*K^+, D^* \rightarrow D\gamma, D \rightarrow K^-\pi^+$				
BABAR	[456]	467M	$0.36 \pm 0.94^{+0.25}_{-0.41}$	$0.013 \pm 0.014 \pm 0.008$
LHCb	[446]	$8.7 \text{ fb}^{-1}$	$-0.558 \pm 1.349$	$0.0163 \pm 0.0373$
<b>Average</b>			$0.03 \pm 0.81$	$0.0135 \pm 0.0148$
Confidence level			0.59 (0.6 $\sigma$ )	0.94 (0.1 $\sigma$ )
$DK^{*+}, D \rightarrow K^-\pi^+, K^{*+} \rightarrow K_S^0\pi^+$				
BABAR	[448]	379M	$-0.34 \pm 0.43 \pm 0.16$	$0.066 \pm 0.031 \pm 0.010$
LHCb	[449]	$4.8 \text{ fb}^{-1}$	$-0.81 \pm 0.17 \pm 0.04$	$0.011 \pm 0.004 \pm 0.001$
<b>Average</b>			$-0.75 \pm 0.16$	$0.012 \pm 0.004$
Confidence level			0.34 (1.0 $\sigma$ )	0.09 (1.7 $\sigma$ )
$DK^{*+}, D \rightarrow K^-\pi^+\pi^+\pi^-, K^{*+} \rightarrow K_S^0\pi^+$				
LHCb	[449]	$4.8 \text{ fb}^{-1}$	$-0.45 \pm 0.21 \pm 0.14$	$0.011 \pm 0.005 \pm 0.003$
$DK^+\pi^+\pi^-, D \rightarrow K^-\pi^+$				
LHCb	[450]	$3 \text{ fb}^{-1}$	$-0.32^{+0.27}_{-0.34}$	$0.0082^{+0.0038}_{-0.0030}$

Table 54: Averages from ADS analyses of  $b \rightarrow c\bar{u}d/u\bar{c}d$  modes.

Experiment		Sample size $N(B\bar{B})$ or $\int \mathcal{L} dt$	$A_{\text{ADS}}$	$R_{\text{ADS}}$
$D\pi^+, D \rightarrow K^-\pi^+$				
BABAR	[456]	467M	$0.03 \pm 0.17 \pm 0.04$	$0.0033 \pm 0.0006 \pm 0.0004$
Belle	[457]	772M	$-0.04 \pm 0.11^{+0.02}_{-0.01}$	$0.00328^{+0.00038+0.00012}_{-0.00036-0.00018}$
CDF	[458]	$7 \text{ fb}^{-1}$	$0.13 \pm 0.25 \pm 0.02$	$0.0028 \pm 0.0007 \pm 0.0004$
LHCb	[446]	$8.7 \text{ fb}^{-1}$	$0.129 \pm 0.014$	$0.00368 \pm 0.00007$
<b>Average</b>			$0.126 \pm 0.014$	$0.00366 \pm 0.00007$
Confidence level			$0.47 (0.7\sigma)$	$0.50 (0.7\sigma)$
$D\pi^+, D \rightarrow K^-\pi^+\pi^0$				
Belle	[460]	772M	$0.16 \pm 0.27^{+0.03}_{-0.04}$	$0.00189 \pm 0.00054^{+0.00022}_{-0.00025}$
LHCb	[454]	$3 \text{ fb}^{-1}$	$0.44 \pm 0.19 \pm 0.01$	$0.00235 \pm 0.00049 \pm 0.00004$
<b>Average</b>			$0.35 \pm 0.16$	$0.00216 \pm 0.00038$
Confidence level			$0.40 (0.8\sigma)$	$0.55 (0.6\sigma)$
$D\pi^+, D \rightarrow K^-\pi^+\pi^+\pi^-$				
LHCb	[455]	$3 \text{ fb}^{-1}$	$0.023 \pm 0.048 \pm 0.005$	$0.00377 \pm 0.00018 \pm 0.00006$
$D^*\pi^+, D^* \rightarrow D\pi^0, D \rightarrow K^-\pi^+$				
BABAR	[456]	467M	$-0.09 \pm 0.27 \pm 0.05$	$0.0032 \pm 0.0009 \pm 0.0008$
LHCb	[446]	$8.7 \text{ fb}^{-1}$	$-0.140 \pm 0.059$	$0.00471 \pm 0.00077$
<b>Average</b>			$-0.138 \pm 0.058$	$0.00427 \pm 0.00065$
Confidence level			$0.86 (0.2\sigma)$	$0.29 (1.1\sigma)$
$D^*\pi^+, D^* \rightarrow D\gamma, D \rightarrow K^-\pi^+$				
BABAR	[456]	467M	$-0.65 \pm 0.55 \pm 0.22$	$0.0027 \pm 0.0014 \pm 0.0022$
LHCb	[446]	$8.7 \text{ fb}^{-1}$	$0.079 \pm 0.128$	$0.00420 \pm 0.00138$
<b>Average</b>			$0.046 \pm 0.125$	$0.00387 \pm 0.00122$
Confidence level			$0.23 (1.2\sigma)$	$0.61 (0.5\sigma)$
$D\pi^+\pi^+\pi^-, D \rightarrow K^-\pi^+$				
LHCb	[450]	$3 \text{ fb}^{-1}$	$-0.003 \pm 0.090$	$0.00427 \pm 0.00043$

The following 95% CL limits are set by *BABAR* [461]:

$$R_{\text{ADS}}(K\pi) < 0.244 \quad R_{\text{ADS}}(K\pi\pi^0) < 0.181 \quad R_{\text{ADS}}(K\pi\pi\pi) < 0.391, \quad (160)$$

while Belle [462] obtains

$$R_{\text{ADS}}(K\pi) < 0.16. \quad (161)$$

The results from LHCb, which are presented in terms of the parameters  $R_+$  and  $R_-$  instead of  $R_{\text{ADS}}$  and  $A_{\text{ADS}}$ , are given in Table 55.

Table 55: Results from ADS analysis of  $B^0 \rightarrow DK^{*0}$ .

Experiment	Sample size	$R_+$	$R_-$
$D \rightarrow K^-\pi^+$			
LHCb [451]	$\int \mathcal{L} dt = 4.8 \text{ fb}^{-1}$	$0.064 \pm 0.021 \pm 0.002$	$0.095 \pm 0.021 \pm 0.003$
$D \rightarrow K^-\pi^+\pi^+\pi^-$			
LHCb [451]	$\int \mathcal{L} dt = 4.8 \text{ fb}^{-1}$	$0.074 \pm 0.026 \pm 0.002$	$0.072 \pm 0.025 \pm 0.003$

Combining the results and using additional input from CLEO [463, 464] a limit on the ratio between the  $b \rightarrow u$  and  $b \rightarrow c$  amplitudes of  $\bar{r}_B(DK^{*0}) \in [0.07, 0.41]$  at 95% CL limit is set by *BABAR*. Belle sets a limit of  $\bar{r}_B < 0.4$  at 95% CL. LHCb, combining all results on  $B^0 \rightarrow DK^{*0}$  decays, obtains  $\bar{r}_B = 0.265 \pm 0.023$ .

#### 6.15.4 $D$ decays to multiparticle self-conjugate final states (model-dependent analysis)

For the model-dependent Dalitz plot analysis, both *BABAR* and Belle have studied the modes  $B^+ \rightarrow DK^+$ ,  $B^+ \rightarrow D^*K^+$  and  $B^+ \rightarrow DK^{*+}$ . For  $B^+ \rightarrow D^*K^+$ , both experiments have used both  $D^*$  decay modes,  $D^* \rightarrow D\pi^0$  and  $D^* \rightarrow D\gamma$ , taking the effective shift in the strong phase difference into account.<sup>30</sup> In all cases the decay  $D \rightarrow K_s^0\pi^+\pi^-$  has been used. *BABAR* also used the decay  $D \rightarrow K_s^0K^+K^-$ . LHCb has also studied  $B^+ \rightarrow DK^+$  decays with  $D \rightarrow K_s^0\pi^+\pi^-$ . *BABAR* has also performed an analysis of  $B^+ \rightarrow DK^+$  with  $D \rightarrow \pi^+\pi^-\pi^0$ . Results and averages are given in Table 56, and shown in Figs. 41 and 42. The third error on each measurement is due to  $D$  decay model uncertainty.

The parameters measured in the analyses are explained in Sec. 6.2.7. All experiments measure the Cartesian variables, defined in Eq. (144), and perform frequentist statistical procedures, to convert these into measurements of  $\gamma$ ,  $r_B$  and  $\delta_B$ . In the  $B^+ \rightarrow DK^+$  with  $D \rightarrow \pi^+\pi^-\pi^0$  analysis, the parameters  $(\rho^\pm, \theta^\pm)$  are used instead.

In the  $B^+ \rightarrow DK^{*+}$  analysis both *BABAR* and Belle experiments reconstruct  $K^{*+}$  as  $K_s^0\pi^+$ , but the treatment of possible nonresonant  $K_s^0\pi^+$  differs: Belle assigns an additional model

<sup>30</sup>Belle [465] quotes separate results for  $B^+ \rightarrow D^*K^+$  with  $D^* \rightarrow D\pi^0$  and  $D^* \rightarrow D\gamma$ . The results presented in Table 56 are from our average, performed using the statistical correlations provided, and neglecting all systematic correlations; model uncertainties are not included. The first uncertainty on the given results is combined statistical and systematic, the second is the model error (taken from the Belle results on  $B^+ \rightarrow D^*K^+$  with  $D^* \rightarrow D\pi^0$ ).

uncertainty, while *BABAR* uses a parametrisation suggested by Gronau [305] in which the parameters  $r_B$  and  $\delta_B$  are replaced with effective parameters  $\kappa\bar{r}_B$  and  $\bar{\delta}_B$ . In this case no attempt is made to extract the true hadronic parameters of the  $B^+ \rightarrow DK^{*+}$  decay.

We perform averages using the following procedure, which is based on a set of reasonable, though imperfect, assumptions.

- It is assumed that effects due to differences in the  $D$  decay models used by the two experiments are negligible. Therefore, we do not rescale the results to a common model.
- It is further assumed that the  $D$  decay model uncertainty is 100% correlated between experiments. (This approximation is compromised by the fact that the *BABAR* results include  $D \rightarrow K_s^0 K^+ K^-$  decays in addition to  $D \rightarrow K_s^0 \pi^+ \pi^-$ .) Other than the  $D$  decay model, we do not consider common sources of systematic uncertainty.
- We include in the average the effect of correlations within each experiment's set of measurements.
- At present it is unclear how to assign a model uncertainty to the average. We have not attempted to do so. An unknown amount of model uncertainty should be added to the final uncertainty.
- We follow the suggestion of Gronau [305] in making the  $DK^*$  averages. Explicitly, we assume that the selection of  $K^{*+} \rightarrow K_s^0 \pi^+$  is the same across experiments (so that  $\kappa$ ,  $\bar{r}_B$  and  $\bar{\delta}_B$  are the same), and drop the additional source of model uncertainty assigned by Belle due to possible nonresonant decays.

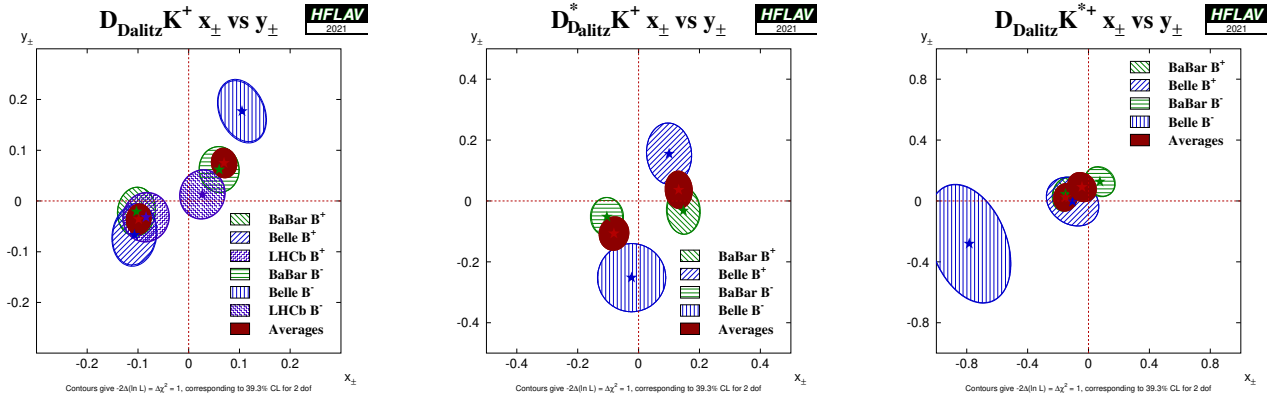


Figure 41: Contours in the  $(x_{\pm}, y_{\pm})$  from model-dependent analysis of  $B^+ \rightarrow D^{(*)}K^{(*)+}$ ,  $D \rightarrow K_s^0 h^+ h^-$  ( $h = \pi, K$ ). (Left)  $B^+ \rightarrow DK^+$ , (middle)  $B^+ \rightarrow D^*K^+$ , (right)  $B^+ \rightarrow DK^{*+}$ . Note that the uncertainties assigned to the averages given in these plots do not include model uncertainties.

#### Constraints on $\gamma \equiv \phi_3$

The measurements of  $(x_{\pm}, y_{\pm})$  can be used to obtain constraints on  $\gamma \equiv \phi_3$ , as well as the hadronic parameters  $r_B$  and  $\delta_B$ . *BABAR* [466], Belle [465, 468] and LHCb [467] have all done so using a frequentist procedure, with some differences in the details of the techniques used.



Table 56: Averages from model-dependent Dalitz plot analyses of  $b \rightarrow c\bar{u}s/u\bar{c}s$  modes. Note that the uncertainties assigned to the averages do not include model errors.

Experiment	Sample size	$x_+$	$y_+$	$x_-$	$y_-$
$DK^+, D \rightarrow K_s^0 \pi^+ \pi^-$					
BABAR [466]	$N(B\bar{B}) = 468\text{M}$	$-0.103 \pm 0.037 \pm 0.006 \pm 0.007$	$-0.021 \pm 0.048 \pm 0.004 \pm 0.009$	$0.060 \pm 0.039 \pm 0.007 \pm 0.006$	$0.062 \pm 0.045 \pm 0.004 \pm 0.006$
Belle [465]	$N(B\bar{B}) = 657\text{M}$	$-0.107 \pm 0.043 \pm 0.011 \pm 0.055$	$-0.067 \pm 0.059 \pm 0.018 \pm 0.063$	$0.105 \pm 0.047 \pm 0.011 \pm 0.064$	$0.177 \pm 0.060 \pm 0.018 \pm 0.054$
LHCb [467]	$\int \mathcal{L} dt = 1\text{fb}^{-1}$	$-0.084 \pm 0.045 \pm 0.009 \pm 0.005$	$-0.032 \pm 0.048^{+0.010}_{-0.009} \pm 0.008$	$0.027 \pm 0.044^{+0.010}_{-0.008} \pm 0.001$	$0.013 \pm 0.048^{+0.009}_{-0.007} \pm 0.003$
<b>Average</b>		$-0.098 \pm 0.024$	$-0.036 \pm 0.030$	$0.070 \pm 0.025$	$0.075 \pm 0.029$
Confidence level					
$D^* K^+, D^* \rightarrow D\pi^0 \text{ or } D\gamma, D \rightarrow K_s^0 \pi^+ \pi^-$					
BABAR [466]	$N(B\bar{B}) = 468\text{M}$	$0.147 \pm 0.053 \pm 0.017 \pm 0.003$	$-0.032 \pm 0.077 \pm 0.008 \pm 0.006$	$-0.104 \pm 0.051 \pm 0.019 \pm 0.002$	$-0.052 \pm 0.063 \pm 0.009 \pm 0.007$
Belle [465]	$N(B\bar{B}) = 657\text{M}$	$0.100 \pm 0.074 \pm 0.081$	$0.155 \pm 0.101 \pm 0.063$	$-0.023 \pm 0.112 \pm 0.090$	$-0.252 \pm 0.112 \pm 0.049$
<b>Average</b>		$0.132 \pm 0.044$	$0.037 \pm 0.061$	$-0.081 \pm 0.049$	$-0.107 \pm 0.055$
Confidence level					
$DK^{*+}, D \rightarrow K_s^0 \pi^+ \pi^-$					
BABAR [466]	$N(B\bar{B}) = 468\text{M}$	$-0.151 \pm 0.083 \pm 0.029 \pm 0.006$	$0.045 \pm 0.106 \pm 0.036 \pm 0.008$	$0.075 \pm 0.096 \pm 0.029 \pm 0.007$	$0.127 \pm 0.095 \pm 0.027 \pm 0.006$
Belle [468]	$N(B\bar{B}) = 386\text{M}$	$-0.105^{+0.177}_{-0.167} \pm 0.006 \pm 0.088$	$-0.004^{+0.164}_{-0.156} \pm 0.013 \pm 0.095$	$-0.784^{+0.249}_{-0.295} \pm 0.029 \pm 0.097$	$-0.281^{+0.440}_{-0.335} \pm 0.046 \pm 0.086$
<b>Average</b>		$-0.152 \pm 0.077$	$0.024 \pm 0.091$	$-0.043 \pm 0.094$	$0.091 \pm 0.096$
Confidence level					
$DK^{*0}, D \rightarrow K_s^0 \pi^+ \pi^-, K^{*0} \rightarrow K^+ \pi^-$					
LHCb [469]	$\int \mathcal{L} dt = 3\text{fb}^{-1}$	$0.05 \pm 0.24 \pm 0.04 \pm 0.01$	$-0.65^{+0.24}_{-0.23} \pm 0.08 \pm 0.01$	$-0.15 \pm 0.14 \pm 0.03 \pm 0.01$	$0.25 \pm 0.15 \pm 0.06 \pm 0.01$
Confidence level					
$\rho^+, \rho^-, \theta^-, \theta^+$					
Experiment	$N(B\bar{B})$	$\rho^+$	$\theta^+$	$\rho^-$	$\theta^-$
BABAR [317]	324M	$0.75 \pm 0.11 \pm 0.04$	$DK^+, D \rightarrow \pi^+ \pi^- \pi^0$ $147 \pm 23 \pm 1$	$0.72 \pm 0.11 \pm 0.04$	$173 \pm 42 \pm 2$




Figure 42: Averages of  $(x_{\pm}, y_{\pm})$  from model-dependent analyses of  $B^+ \rightarrow D^{(*)}K^{(*)+}$  with  $D \rightarrow K^0 h^+ h^-$  ( $h = \pi, K$ ). (Top left)  $x_+$ , (top right)  $x_-$ , (bottom left)  $y_+$ , (bottom right)  $y_-$ . The top plots include constraints on  $x_{\pm}$  obtained from GLW analyses (see Sec. 6.15.1). Note that the uncertainties assigned to the averages given in these plots do not include model uncertainties.

- BABAR obtains  $\gamma = (68^{+15}_{-14} \pm 4 \pm 3)^\circ$  from  $DK^+$ ,  $D^*K^+$  and  $DK^{*+}$ .
- Belle obtains  $\phi_3 = (78^{+11}_{-12} \pm 4 \pm 9)^\circ$  from  $DK^+$  and  $D^*K^+$ .
- LHCb obtains  $\gamma = (84^{+49}_{-42})^\circ$  from  $DK^+$  using  $1 \text{ fb}^{-1}$  of data (a more precise result using  $9 \text{ fb}^{-1}$  and the model-independent method is reported below).
- The experiments also obtain values for the hadronic parameters as detailed in Table 57.
- In the BABAR analysis of  $B^+ \rightarrow DK^+$  with  $D \rightarrow \pi^+ \pi^- \pi^0$  decays [317], a constraint of  $-30^\circ < \gamma < 76^\circ$  is obtained at the 68% confidence level.

Table 57: Summary of constraints on hadronic parameters from model-dependent analyses of  $B^+ \rightarrow D^{(*)}K^{(*)+}$  and  $B^0 \rightarrow DK^{*0}$  decays. Note the alternative parametrisation of the hadronic parameters used by *BABAR* in the  $DK^{*+}$  mode.

Experiment	Sample size	$r_B$	$\delta_B$
In $DK^+$			
<i>BABAR</i> [466]	$N(B\bar{B}) = 468\text{M}$	$0.096 \pm 0.029 \pm 0.005 \pm 0.004$	$(119_{-20}^{+19} \pm 3 \pm 3)^\circ$
<i>Belle</i> [465]	$N(B\bar{B}) = 657\text{M}$	$0.160_{-0.038}^{+0.040} \pm 0.011_{-0.010}^{+0.05}$	$(138_{-16}^{+13} \pm 4 \pm 23)^\circ$
<i>LHCb</i> [467]	$\int \mathcal{L} dt = 1\text{fb}^{-1}$	$0.06 \pm 0.04$	$(115_{-51}^{+41})^\circ$
In $D^*K^+$			
<i>BABAR</i> [466]	$N(B\bar{B}) = 468\text{M}$	$0.133_{-0.039}^{+0.042} \pm 0.014 \pm 0.003$	$(-82 \pm 21 \pm 5 \pm 3)^\circ$
<i>Belle</i> [465]	$N(B\bar{B}) = 657\text{M}$	$0.196_{-0.069}^{+0.072} \pm 0.012_{-0.012}^{+0.062}$	$(342_{-21}^{+19} \pm 3 \pm 23)^\circ$
$\bar{r}_B$ $\bar{\delta}_B$			
In $DK^{*+}$			
<i>BABAR</i> [466]	$N(B\bar{B}) = 468\text{M}$	$\kappa\bar{r}_B = 0.149_{-0.062}^{+0.066} \pm 0.026 \pm 0.006$	$(111 \pm 32 \pm 11 \pm 3)^\circ$
<i>Belle</i> [468]	$N(B\bar{B}) = 386\text{M}$	$0.56_{-0.16}^{+0.22} \pm 0.04 \pm 0.08$	$(243_{-23}^{+20} \pm 3 \pm 50)^\circ$
In $DK^{*0}$			
<i>BABAR</i> [470]	$N(B\bar{B}) = 371\text{M}$	$< 0.55$ at 95% probability	$(62 \pm 57)^\circ$
<i>LHCb</i> [469]	$\int \mathcal{L} dt = 3\text{fb}^{-1}$	$0.39 \pm 0.13$	$(197_{-20}^{+24})^\circ$

- The results discussed here are included in the HFLAV combination to obtain a world average value for  $\gamma \equiv \phi_3$ , as discussed in Sec. 6.15.7.

*BABAR* and *LHCb* have performed a similar analysis using the self-tagging neutral  $B$  decay  $B^0 \rightarrow DK^{*0}$  (with  $K^{*0} \rightarrow K^+\pi^-$ ). Effects due to the natural width of the  $K^{*0}$  are handled using the parametrisation suggested by Gronau [305]. *LHCb* [469] gives results in terms of the Cartesian parameters, as shown in Table 56. *BABAR* [470] presents results only in terms of  $\gamma$  and the hadronic parameters. The obtained constraints are:

- *BABAR* obtains  $\gamma = (162 \pm 56)^\circ$ ;
- *LHCb* obtains  $\gamma = (80_{-22}^{+21})^\circ$ ;
- Values for the hadronic parameters are given in Table 57.

### 6.15.5 $D$ decays to multiparticle self-conjugate final states (model-independent analysis)

A model-independent approach to the analysis of  $B^+ \rightarrow D^{(*)}K^+$  with multibody  $D$  decays was proposed by Giri, Grossman, Soffer and Zupan [302], and further developed by Bondar and Poluektov [314,315]. The method relies on information on the average strong phase difference between  $D^0$  and  $\bar{D}^0$  decays in bins of Dalitz plot position that can be obtained from quantum-correlated  $\psi(3770) \rightarrow D^0\bar{D}^0$  events. This information is measured in the form of parameters  $c_i$  and  $s_i$  that are the weighted averages of the cosine and sine of the strong phase difference

in a Dalitz plot bin labelled by  $i$ , respectively. These quantities have been obtained for  $D \rightarrow K_S^0 \pi^+ \pi^-$  (and  $D \rightarrow K_S^0 K^+ K^-$ ) decays by CLEO [254, 471] and BES-III [472–474].

Belle [475] and LHCb [476] have performed model-independent BPGGSZ analyses of the  $B^+ \rightarrow DK^+$  decay with subsequent  $D \rightarrow K_S^0 \pi^+ \pi^-$  and  $D \rightarrow K_S^0 K^+ K^-$  decays. In the LHCb analysis the  $B^+ \rightarrow D\pi^+$  mode, with the same  $D$  decays, is also fitted simultaneously. This allows for better control of some sources of systematic uncertainty, and also allows additional parameters, denoted  $x_\xi$  and  $y_\xi$  following the proposal in Ref. [477], to be determined from the data. Since these additional parameters do not have significant sensitivity to  $\gamma \equiv \phi_3$ , we do not list them here and do not include them in our global combination. However, this parameterisation does mean that the small amount of sensitivity to  $\gamma$  from the  $B^+ \rightarrow D\pi^+$  modes is included in the  $x_\pm$  and  $y_\pm$  observables measured in this analysis.

Both Belle [478] and LHCb [479] have also used the model-independent Dalitz-analysis approach to study  $B^0 \rightarrow DK^*(892)^0$  decays. In both cases, the experiments use  $D \rightarrow K_S^0 \pi^+ \pi^-$  decays, and LHCb has also included the  $D \rightarrow K_S^0 K^+ K^-$  decay. Belle [480] have in addition carried out a model-independent analysis of  $B^+ \rightarrow DK^+$ ,  $D \rightarrow K_S^0 \pi^+ \pi^- \pi^0$  decays. The Cartesian variables  $(x_\pm, y_\pm)$ , defined in Eq. (144), were determined from the data. Note that due to the strong statistical and systematic correlations with the model-dependent results given in Sec. 6.15.4, these sets of results cannot be combined.

The results and averages are given in Table 58, and shown in Fig. 43. Most results have three sets of uncertainties, which are, respectively, statistical, systematic, and the uncertainty coming from the knowledge of  $c_i$  and  $s_i$ . To perform the average, we remove the last uncertainty. If identical  $c_i$  and  $s_i$  inputs are used in different experiments, one might expect this uncertainty to be 100% correlated between the measurements. The size of the uncertainty from  $c_i$  and  $s_i$  is, however, found to depend on the size of the  $B \rightarrow DK$  data sample, and so we assign the LHCb uncertainties (which are mostly the smaller of the Belle and LHCb values) to the averaged result. This procedure should be conservative. In the LHCb  $B^0 \rightarrow DK^*(892)^0$  results [479], the values of  $c_i$  and  $s_i$  are constrained to their measured values within uncertainties in the fit to data, and hence the systematic uncertainties associated with the knowledge of these parameters is absorbed in their statistical uncertainties. The  $B^0 \rightarrow DK^*(892)^0$  average is performed neglecting the model uncertainties on the Belle results.

#### Constraints on $\gamma \equiv \phi_3$

The measurements of  $(x_\pm, y_\pm)$  can be used to obtain constraints on  $\gamma$ , as well as the hadronic parameters  $r_B$  and  $\delta_B$ . The experiments have done so using frequentist procedures, with some differences in the details of the techniques used.

- From  $B^+ \rightarrow DK^+$ , Belle [475] obtains  $\phi_3 = (77.3^{+15.1}_{-14.9} \pm 4.1 \pm 4.3)^\circ$ .
- From  $B^+ \rightarrow DK^+$ , LHCb [476] obtains  $\gamma = (68.7^{+5.2}_{-5.1})^\circ$ .
- From  $B^0 \rightarrow DK^*(892)^0$ , LHCb [479] obtains  $\gamma = (71 \pm 20)^\circ$ .
- The experiments also obtain values for the hadronic parameters as detailed in Table 60.
- The results discussed here are included in the HFLAV combination to obtain a world average value for  $\gamma \equiv \phi_3$ , as discussed in Sec. 6.15.7.

Table 58: Averages from model-independent Dalitz plot analyses of  $b \rightarrow c\bar{u}s/u\bar{c}s$  modes.

Experiment	Sample size	$x_+$	$y_+$	$x_-$	$y_-$
$DK^+, D \rightarrow K_s^0 \pi^+ \pi^- \& D \rightarrow K_s^0 K^+ K^-$					
Belle [475]	$N(B\bar{B}) = 772\text{M}$	$-0.110 \pm 0.043 \pm 0.014 \pm 0.007$	$-0.050^{+0.052}_{-0.055} \pm 0.011 \pm 0.007$	$0.095 \pm 0.045 \pm 0.014 \pm 0.010$	$0.137^{+0.053}_{-0.057} \pm 0.015 \pm 0.023$
LHCb [476]	$\int \mathcal{L} dt = 9 \text{ fb}^{-1}$	$-0.093 \pm 0.010 \pm 0.002 \pm 0.002$	$-0.013 \pm 0.012 \pm 0.003 \pm 0.003$	$0.057 \pm 0.010 \pm 0.002 \pm 0.002$	$0.066 \pm 0.011 \pm 0.003 \pm 0.004$
<b>Average</b>		$-0.094 \pm 0.010 \pm 0.002$	$-0.014 \pm 0.012 \pm 0.003$	$0.059 \pm 0.010 \pm 0.002$	$0.069 \pm 0.011 \pm 0.004$
Confidence level					
			$0.48 \text{ (0.7}\sigma\text{)}$		
$DK^+, D \rightarrow K_s^0 \pi^+ \pi^- \pi^0$					
Belle [480]	$N(B\bar{B}) = 772\text{M}$	$-0.030 \pm 0.121^{+0.017}_{-0.018} \pm 0.019$	$0.220^{+0.182}_{-0.541} \pm 0.032^{+0.072}_{-0.071}$	$0.095 \pm 0.121^{+0.017}_{-0.016} \pm 0.023^{+0.023}_{-0.025}$	$0.354^{+0.144}_{-0.197} \pm 0.015^{+0.032}_{-0.049}$
$DK^{*0}, D \rightarrow K_s^0 \pi^+ \pi^- \& D \rightarrow K_s^0 K^+ K^-$					
Belle [478]	$N(B\bar{B}) = 772\text{M}$	$0.1^{+0.7}_{-0.4} \pm 0.0 \pm 0.1$	$0.3^{+0.5}_{-0.8} \pm 0.0 \pm 0.1$	$0.4^{+1.0}_{-0.6} \pm 0.0 \pm 0.0$	$-0.6^{+0.8}_{-1.0} \pm 0.1 \pm 0.1$
LHCb [479]	$\int \mathcal{L} dt = 3 \text{ fb}^{-1}$	$0.05 \pm 0.35 \pm 0.02$	$-0.81 \pm 0.28 \pm 0.06$	$-0.31 \pm 0.20 \pm 0.04$	$0.31 \pm 0.21 \pm 0.05$
<b>Average</b>		$0.10 \pm 0.30$	$-0.63 \pm 0.26$	$-0.27 \pm 0.20$	$0.27 \pm 0.21$
Confidence level					
			$0.38 \text{ (0.9}\sigma\text{)}$		

Table 59: Results from model-independent Dalitz plot analysis of  $B^+ \rightarrow DK^+, D \rightarrow K_s^0 K^\pm \pi^\mp$ .

Experiment	$\int \mathcal{L} dt$	$A_{\text{ss}, D\pi}$	$A_{\text{os}, D\pi}$	$A_{\text{ss}, DK}$	$A_{\text{os}, DK}$	$R_{\text{ss}}$	$R_{\text{os}}$
$D \rightarrow K^*(892)^\pm K^\mp$							
LHCb [481]	$9 \text{ fb}^{-1}$	$-0.020 \pm 0.011 \pm 0.003$	$0.007 \pm 0.017 \pm 0.003$	$0.084 \pm 0.049 \pm 0.008$	$0.021 \pm 0.094 \pm 0.017$	$0.079 \pm 0.004 \pm 0.002$	$0.062 \pm 0.006 \pm 0.003$
$D \rightarrow K_s^0 K^\pm \pi^\mp$ (non- $K^*(892)$ region)							
LHCb [481]	$9 \text{ fb}^{-1}$	$-0.034 \pm 0.020 \pm 0.003$	$0.003 \pm 0.015 \pm 0.003$	$0.095 \pm 0.089 \pm 0.018$	$-0.038 \pm 0.075 \pm 0.011$	$0.081 \pm 0.008 \pm 0.004$	$0.073 \pm 0.006 \pm 0.002$

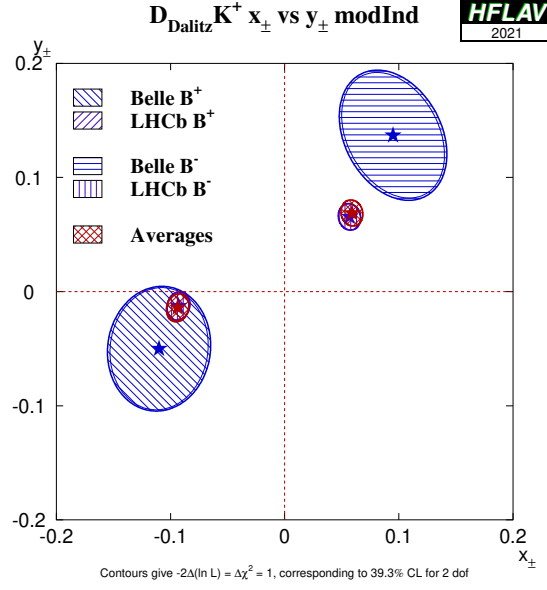


Figure 43: Contours in the  $(x_{\pm}, y_{\pm})$  plane from model-independent analysis of  $B^+ \rightarrow DK^+$  with  $D \rightarrow K_s^0 h^+ h^-$  ( $h = \pi, K$ ).

Table 60: Summary of constraints on hadronic parameters from model-independent analyses of  $B^+ \rightarrow DK^+$  and  $B^0 \rightarrow DK^{*0}$ ,  $D \rightarrow K_s^0 h^+ h^-$  ( $h = \pi, K$ ) decays.

Experiment	Sample size	$r_B(DK^+)$	$\delta_B(DK^+)$
Belle [475]	$N(B\bar{B}) = 772\text{M}$	$0.145 \pm 0.030 \pm 0.010 \pm 0.011$	$(129.9 \pm 15.0 \pm 3.8 \pm 4.7)^\circ$
LHCb [476]	$\int \mathcal{L} dt = 9\text{fb}^{-1}$	$0.0904^{+0.0077}_{-0.0075}$	$(118.3^{+5.5}_{-5.6})^\circ$
		$\bar{r}_B(DK^{*0})$	$\bar{\delta}_B(DK^{*0})$
Belle [478]	$N(B\bar{B}) = 772\text{M}$	$< 0.87$ at 68% confidence level	
LHCb [479]	$\int \mathcal{L} dt = 3\text{fb}^{-1}$	$0.56 \pm 0.17$	$(204^{+21}_{-20})^\circ$

### 6.15.6 $D$ decays to multiparticle non-self-conjugate final states (model-independent analysis)

Following the original suggestion of Grossman, Ligeti and Soffer [312], decays of  $D$  mesons to  $K_s^0 K^\pm \pi^\mp$  can be used in a similar approach to that discussed above to determine  $\gamma \equiv \phi_3$ . Since these decays are less abundant, the event samples available to date have not been sufficient for a fine binning of the Dalitz plots, but the analysis can be performed using only an overall coherence factor and related strong phase difference for the decay. These quantities have been determined by CLEO [482] both for the full Dalitz plots and in a restricted region  $\pm 100\text{ MeV}/c^2$  around the peak of the  $K^*(892)^\pm$  resonance.

LHCb [481] has reported results of an analysis of  $B^+ \rightarrow DK^+$  and  $B^+ \rightarrow D\pi^+$  decays with  $D \rightarrow K_s^0 K^\pm \pi^\mp$ . The decays with different final states of the  $D$  meson are distinguished by the charge of the kaon from the decay of the  $D$  meson relative to the charge of the  $B$  meson, and are labelled “same sign” (SS) and “opposite sign” (OS). Six observables potentially sensitive to

Table 61: Summary of constraints on hadronic parameters obtained from global combinations of results in  $B^+ \rightarrow D^{(*)}K^{(*)+}$  and  $B^0 \rightarrow DK^{*0}$  decays. Results for parameters associated with the other decay modes discussed in this section are less precise and are not included in this summary.

Experiment		$r_B(DK^+)$	$\delta_B(DK^+)$	$r_B(D^*K^+)$	$\delta_B(D^*K^+)$
BABAR	[483]	$0.092^{+0.013}_{-0.012}$	$(105^{+16}_{-17})^\circ$	$0.106^{+0.019}_{-0.036}$	$(294^{+21}_{-31})^\circ$
LHCb	[484, 485]	$0.0984^{+0.0027}_{-0.0026}$	$(127.6^{+4.0}_{-4.2})^\circ$	$0.099^{+0.016}_{-0.019}$	$(310^{+12}_{-23})^\circ$

$\gamma \equiv \phi_3$  are measured: two ratios of rates for  $DK$  and  $D\pi$  decays (one each for SS and OS) and four asymmetries (for  $DK$  and  $D\pi$ , SS and OS). This is done both for  $K^*(892)^\pm$ -dominated region (with the same boundaries as used by CLEO-c) and the remainder of the  $D$  decay Dalitz plot. The results, shown in Table 59, do not yet have sufficient precision to set significant constraints on  $\gamma \equiv \phi_3$  independently of other results.

### 6.15.7 Combinations of results on rates and asymmetries in $B \rightarrow D^{(*)}K^{(*)}$ decays to obtain constraints on $\gamma \equiv \phi_3$

BABAR and LHCb have both produced constraints on  $\gamma \equiv \phi_3$  from combinations of their results on  $B^+ \rightarrow DK^+$  and related processes. The experiments use a frequentist procedure, with some differences in the details of the techniques used.

- BABAR [483] uses results from  $DK$ ,  $D^*K$  and  $DK^*$  modes with GLW, ADS and BPGGSZ analyses, to obtain  $\gamma = (69^{+17}_{-16})^\circ$ .
- LHCb [484, 485] uses results from the  $DK^+$  mode with GLW, GLW-like, ADS, BPGGSZ ( $K_s^0 h^+ h^-$ ) and GLS ( $K_s^0 K^\pm \pi^\mp$ ) analyses, as well as  $DK^{*0}$  with GLW, ADS and BPGGSZ analyses,  $DK^+ \pi^- \pi^+$  with GLW and ADS analyses and  $B_s^0 \rightarrow D_s^\mp K^\pm (\pi^+ \pi^-)$  decays. The LHCb combination also includes inputs from  $B^+ \rightarrow D\pi^+$  decays. The LHCb combination takes into account subleading effects due to charm mixing [442], which are important for hadron collider experiments since selection requirements result in the acceptance varying with  $D$  decay time. The result is  $\gamma = (65.4^{+3.8}_{-4.2})^\circ$ .
- All of the combinations use inputs determined from  $\psi(3770) \rightarrow D^0 \bar{D}^0$  data samples (and/or from the HFLAV global fits on charm mixing parameters; see Sec. 10.1) to constrain the hadronic parameters in the charm system. The LHCb combination simultaneously fits charm mixing data in order to obtain the best constraint on  $\delta_{K\pi}$ , thereby improving knowledge on both charm mixing parameters and  $\gamma$ .
- Constraints are also obtained on the hadronic parameters involved in the decays. A summary of these is given in Table 61.
- The CKMfitter [242] and UTFit [334] groups perform similar combinations of all available results to obtain combined constraints on  $\gamma \equiv \phi_3$ .

Independently from the constraints on  $\gamma \equiv \phi_3$  obtained by the experiments, the results summarised in Sec. 6.15 are statistically combined to produce world average constraints on  $\gamma \equiv \phi_3$



and the hadronic parameters involved. The combination is performed with the GAMMACOMBO framework [432] and follows a frequentist procedure, identical to that used in Ref. [486].

The input measurements used in the combination are listed in Table 62. Individual measurements are used as inputs, rather than the averages presented in Sec. 6.15, in order to facilitate cross-checks and to ensure the most appropriate treatment of correlations. A combination based on our averages for each of the quantities measured by experiments gives consistent results.

All results from GLW and GLW-like analyses of  $B^+ \rightarrow D^{(*)}K^{(*)+}$  modes, as listed in Tables 50 and 52, are used. All results from ADS analyses of  $B^+ \rightarrow D^{(*)}K^{(*)+}$  as listed in Table 53 are also used. Regarding  $B^0 \rightarrow DK^{*0}$  decays, the results of the LHCb GLW/ADS analysis of  $B^0 \rightarrow DK^{*0}$  (Tables 50 and 55) are included. Concerning results of BPGGSZ analyses of  $B^+ \rightarrow D^{(*)}K^{(*)+}$  with  $D \rightarrow K_s^0 h^+ h^-$ , the model-dependent results, as listed in Table 56, are used for the *BABAR* and Belle experiments, whilst the model-independent results, as listed in Table 58, are used for LHCb. This choice is made in order to maintain consistency of the approach across experiments whilst maximising the size of the samples used to obtain inputs for the combination. For BPGGSZ analyses of  $B^0 \rightarrow DK^{*0}$  with  $D \rightarrow K_s^0 h^+ h^-$ , the model-independent result from LHCb (given in Table 58) is used for consistency with the treatment of the LHCb  $B^+ \rightarrow DK^+$  BPGGSZ result; the model-independent result by Belle is also included. The result of the GLS analysis of  $B^+ \rightarrow DK^+$  with  $D \rightarrow K^{*\pm} K^\mp$  from LHCb (Table 59) are used. Finally, results from the time-dependent analyses of  $B_s^0 \rightarrow D_s^\mp K^\pm$  and  $B_s^0 \rightarrow D_s^\mp K^\pm \pi^+ \pi^-$  from LHCb (Table 49) are used.

Several results with sensitivity to  $\gamma$  are not included in the combination. Results from time-dependent analyses of  $B^0 \rightarrow D^{(*)\mp} \pi^\pm$  and  $D^\mp \rho^\pm$  (Table 48) are not used, as there are insufficient constraints on the associated hadronic parameters. Similarly, results from  $B^0 \rightarrow D^\mp K_s^0 \pi^\pm$  (Sec. 6.14.1) are not used. Results from the LHCb  $B^0 \rightarrow DK^+ \pi^-$  GLW-Dalitz analysis (Table 51) are not used because of the statistical overlap with the GLW  $DK^{*0}$  analysis, which is used instead. Limits on ADS parameters reported in Sec. 6.15.3 are not used. Results on  $B^+ \rightarrow D\pi^+$  decays, given in Table 54, are not used, since the small value of  $r_B(D\pi^+)$  means that these channels have less sensitivity to  $\gamma$  and are more vulnerable to biases from subleading effects [487]. Results from the *BABAR* Dalitz plot analysis of  $B^+ \rightarrow DK^+$  with  $D \rightarrow \pi^+ \pi^- \pi^0$  (given in Table 56) are not included due to their limited sensitivity. Results from the  $B^+ \rightarrow DK^+$ ,  $D \rightarrow K_s^0 \pi^+ \pi^-$  BPGGSZ model-dependent analysis by LHCb (given in Table 56), and of the model-independent analysis of the same decay by Belle (given in Table 58) are not included due to the statistical overlap with results from model-(in)dependent analyses of the same data.

Table 62: List of measurements used in the  $\gamma$  combination.

$B$ decay	$D$ decay	Method	Experiment	Ref.
$B^+ \rightarrow DK^+$	$D \rightarrow K^+ K^-, D \rightarrow \pi^+ \pi^-,$ $D \rightarrow K_s^0 \pi^0, D \rightarrow K_s^0 \omega, D \rightarrow K_s^0 \phi$	GLW	<i>BABAR</i>	[443]
$B^+ \rightarrow DK^+$	$D \rightarrow K^+ K^-, D \rightarrow \pi^+ \pi^-,$ $D \rightarrow K_s^0 \pi^0, D \rightarrow K_s^0 \omega, D \rightarrow K_s^0 \phi$	GLW	Belle	[444]
$B^+ \rightarrow DK^+$	$D \rightarrow K^+ K^-, D \rightarrow \pi^+ \pi^-$	GLW	CDF	[445]
$B^+ \rightarrow DK^+$	$D \rightarrow K^+ K^-, D \rightarrow \pi^+ \pi^-$	GLW	LHCb	[446]
$B^+ \rightarrow D^* K^+$	$D \rightarrow K^+ K^-, D \rightarrow \pi^+ \pi^-,$ $D^* \rightarrow D\gamma (\pi^0)$	GLW	<i>BABAR</i>	[447]

List of measurements used in the  $\gamma$  combination – continued from previous page.

$B^+ \rightarrow D^* K^+$	$D \rightarrow K^+ K^-, D \rightarrow \pi^+ \pi^-,$	GLW	Belle	[444]
$D^* \rightarrow D\gamma (\pi^0)$	$D \rightarrow K_s^0 \pi^0, D \rightarrow K_s^0 \omega, D \rightarrow K_s^0 \phi$			
$B^+ \rightarrow D^* K^+$	$D \rightarrow K^+ K^-, D \rightarrow \pi^+ \pi^-$	GLW	LHCb	[446]
$D^* \rightarrow D\gamma (\pi^0)$				
$B^+ \rightarrow DK^{*+}$	$D \rightarrow K^+ K^-, D \rightarrow \pi^+ \pi^-,$	GLW	BABAR	[448]
	$D \rightarrow K_s^0 \pi^0, D \rightarrow K_s^0 \omega, D \rightarrow K_s^0 \phi$			
$B^+ \rightarrow DK^{*+}$	$D \rightarrow K^+ K^-, D \rightarrow \pi^+ \pi^-$	GLW	LHCb	[449]
$B^+ \rightarrow DK^+ \pi^+ \pi^-$	$D \rightarrow K^+ K^-, D \rightarrow \pi^+ \pi^-$	GLW	LHCb	[450]
$B^0 \rightarrow DK^{*0}$	$D \rightarrow K^+ K^-, D \rightarrow \pi^+ \pi^-$	GLW	LHCb	[451]
$B^+ \rightarrow DK^+$	$D \rightarrow \pi^+ \pi^- \pi^0$	GLW-like	BABAR	[317]
$B^+ \rightarrow DK^+$	$D \rightarrow K^+ K^- \pi^0, D \rightarrow \pi^+ \pi^- \pi^0$	GLW-like	LHCb	[454]
$B^+ \rightarrow DK^+$	$D \rightarrow \pi^+ \pi^- \pi^+ \pi^-$	GLW-like	LHCb	[455]
$B^+ \rightarrow DK^{*+}$	$D \rightarrow \pi^+ \pi^- \pi^+ \pi^-$	GLW-like	LHCb	[449]
$B^+ \rightarrow DK^+$	$D \rightarrow K^\pm \pi^\mp$	ADS	BABAR	[456]
$B^+ \rightarrow DK^+$	$D \rightarrow K^\pm \pi^\mp$	ADS	Belle	[457]
$B^+ \rightarrow DK^+$	$D \rightarrow K^\pm \pi^\mp$	ADS	CDF	[458]
$B^+ \rightarrow DK^+$	$D \rightarrow K^\pm \pi^\mp$	ADS	LHCb	[446]
$B^+ \rightarrow DK^+$	$D \rightarrow K^\pm \pi^\mp \pi^0$	ADS	BABAR	[459]
$B^+ \rightarrow DK^+$	$D \rightarrow K^\pm \pi^\mp \pi^0$	ADS	Belle	[460]
$B^+ \rightarrow DK^+$	$D \rightarrow K^\pm \pi^\mp \pi^0$	ADS	LHCb	[454]
$B^+ \rightarrow DK^+$	$D \rightarrow K^\pm \pi^\mp \pi^+ \pi^-$	ADS	LHCb	[455]
$B^+ \rightarrow D^* K^+$	$D \rightarrow K^\pm \pi^\mp$	ADS	BABAR	[456]
$D^* \rightarrow D\gamma (\pi^0)$				
$B^+ \rightarrow D^* K^+$	$D \rightarrow K^\pm \pi^\mp$	ADS	LHCb	[446]
$D^* \rightarrow D\gamma (\pi^0)$				
$B^+ \rightarrow DK^{*+}$	$D \rightarrow K^\pm \pi^\mp$	ADS	BABAR	[448]
$B^+ \rightarrow DK^{*+}$	$D \rightarrow K^\pm \pi^\mp$	ADS	LHCb	[449]
$B^+ \rightarrow DK^{*+}$	$D \rightarrow K^\pm \pi^\mp \pi^+ \pi^-$	ADS	LHCb	[449]
$B^0 \rightarrow DK^{*0}$	$D \rightarrow K^\pm \pi^\mp$	ADS	LHCb	[451]
$B^0 \rightarrow DK^{*0}$	$D \rightarrow K^\pm \pi^\mp \pi^+ \pi^-$	ADS	LHCb	[451]
$B^+ \rightarrow DK^+ \pi^+ \pi^-$	$D \rightarrow K^\pm \pi^\mp$	ADS	LHCb	[450]
$B^+ \rightarrow DK^+$	$D \rightarrow K_s^0 \pi^+ \pi^-$	BPGGSZ MD	BABAR	[466]
$B^+ \rightarrow DK^+$	$D \rightarrow K_s^0 \pi^+ \pi^-$	BPGGSZ MD	Belle	[465]
$B^+ \rightarrow DK^+$	$D \rightarrow K_s^0 \pi^+ \pi^-, D \rightarrow K_s^0 K^+ K^-$	BPGGSZ MI	LHCb	[476]
$B^+ \rightarrow D^* K^+$	$D \rightarrow K_s^0 \pi^+ \pi^-$	BPGGSZ MD	BABAR	[466]
$D^* \rightarrow D\gamma (\pi^0)$				
$B^+ \rightarrow D^* K^+$	$D \rightarrow K_s^0 \pi^+ \pi^-$	BPGGSZ MD	Belle	[465]
$D^* \rightarrow D\gamma (\pi^0)$				
$B^+ \rightarrow DK^{*+}$	$D \rightarrow K_s^0 \pi^+ \pi^-$	BPGGSZ MD	BABAR	[466]
$B^+ \rightarrow DK^{*+}$	$D \rightarrow K_s^0 \pi^+ \pi^-$	BPGGSZ MD	Belle	[468]
$B^0 \rightarrow DK^{*0}$	$D \rightarrow K_s^0 \pi^+ \pi^-$	BPGGSZ MI	Belle	[478]

List of measurements used in the  $\gamma$  combination – continued from previous page.

$B^0 \rightarrow DK^{*0}$	$D \rightarrow K_s^0 \pi^+ \pi^-, D \rightarrow K_s^0 K^+ K^-$	BPGGSZ MI	LHCb	[479]
$B^+ \rightarrow DK^+$	$D \rightarrow K_s^0 K^\pm \pi^\mp$	GLS	LHCb	[481]
$B_s^0 \rightarrow D_s^\mp K^\pm$	$D_s^+ \rightarrow h^+ h^- \pi^+$	TD	LHCb	[289]
$B_s^0 \rightarrow D_s^\mp K^\pm \pi^+ \pi^-$	$D_s^+ \rightarrow h^+ h^- \pi^+$	TD	LHCb	[200]

Auxiliary inputs are used in the combination in order to constrain the  $D$  system parameters and subsequently improve the determination of  $\gamma \equiv \phi_3$ . These include the ratio of suppressed to favoured decay amplitudes and the strong phase difference for  $D \rightarrow K^\pm \pi^\mp$  decays, taken from the charm global fits (see Chapter 10). The amplitude ratios, strong phase differences and coherence factors of  $D \rightarrow K^\pm \pi^\mp \pi^0$ ,  $D \rightarrow K^\pm \pi^\mp \pi^+ \pi^-$  and  $D \rightarrow K_s^0 K^\pm \pi^\pm$  decays are taken from a combination of BES-III, CLEO-c and LHCb measurements [482, 488–491]. The fraction of  $CP$ -even content for the GLW-like  $D \rightarrow \pi^+ \pi^- \pi^+ \pi^-$ ,  $D \rightarrow K^+ K^- \pi^0$  and  $D \rightarrow \pi^+ \pi^- \pi^0$  decays are taken from CLEO-c measurements [453]. Finally, the value of  $-2\beta_s$  is taken from the HFLAV averages (see Chapter 5); this is required to obtain sensitivity to  $\gamma \equiv \phi_3$  from the time-dependent analysis of  $B_s^0 \rightarrow D_s^\mp K^\pm (\pi^+ \pi^-)$  decays. A summary of the auxiliary constraints is given in Table 63.

The following reasonable, although imperfect, assumptions are made when performing the averages.

- $CP$  violation in  $D \rightarrow K^+ K^-$  and  $D \rightarrow \pi^+ \pi^-$  decays is assumed to be zero. The results of Chapter 10 anyhow suggest such effects to be negligible.
- The combination is potentially sensitive to subleading effects from  $D^0$ – $\bar{D}^0$  mixing [442, 492, 493] which are not accounted for. The effect is expected to be small given that  $r_B \geq 0.1$  (for all modes) whilst  $r_D \sim 0.05$ .
- All  $B^+ \rightarrow DK^{*+}$  modes are treated as two-body decays. In other words any dilution caused by non- $K^{*+}$  contributions in the selected regions of the  $DK_s^0 \pi^+$  or  $DK^+ \pi^0$  Dalitz plots is assumed to be negligible. As a check of this assumption, it was found that including a coherence factor for  $B^+ \rightarrow DK^{*+}$  modes,  $\kappa_B(DK^{*+}) = 0.9$ , had negligible impact on the results.

Table 63: List of the auxiliary inputs used in the combinations.

Decay	Parameters	Source	Ref.
$D \rightarrow K^\pm \pi^\mp$	$r_D^{K\pi}, \delta_D^{K\pi}$	HFLAV	Chapter 10
$D \rightarrow K^\pm \pi^\mp \pi^+ \pi^-$	$\delta_D^{K3\pi}, \kappa_D^{K3\pi}, r_D^{K3\pi}$	BESIII+CLEO+LHCb	[488]
$D \rightarrow \pi^+ \pi^- \pi^+ \pi^-$	$F_+(\pi^+ \pi^- \pi^+ \pi^-)$	CLEO	[453]
$D \rightarrow K^\pm \pi^\mp \pi^0$	$\delta_D^{K2\pi}, \kappa_D^{K2\pi}, r_D^{K2\pi}$	BESIII+CLEO+LHCb	[489]
$D \rightarrow h^+ h^- \pi^0$	$F_+(\pi^+ \pi^- \pi^0), F_+(K^+ K^- \pi^0)$	CLEO	[453]
$D \rightarrow K_s^0 K^\pm \pi^\mp$	$\delta_D^{K_S K \pi}, \kappa_D^{K_S K \pi}, r_D^{K_S K \pi}$	CLEO	[482]
	$r_D^{K_S K \pi}$	LHCb	[490]
$B^0 \rightarrow DK^{*0}$	$\kappa_B^{DK^{*0}}$	LHCb	[452]
$B_s^0 \rightarrow D_s^\mp K^\pm$	$\phi_s$	HFLAV	Chapter 5

Table 64: Averages values obtained for the hadronic parameters in  $B \rightarrow D^{(*)}K^{(*)}$  decays.

Parameter	Value
$r_B(DK^+)$	$0.0996 \pm 0.0026$
$r_B(D^*K^+)$	$0.104^{+0.013}_{-0.014}$
$r_B(DK^{*+})$	$0.101^{+0.016}_{-0.037}$
$r_B(DK^{*0})$	$0.257^{+0.021}_{-0.022}$
$\delta_B(DK^+)$	$(128.0^{+3.8}_{-4.0})^\circ$
$\delta_B(D^*K^+)$	$(314.9^{+7.8}_{-10.0})^\circ$
$\delta_B(DK^{*+})$	$(49^{+61}_{-16})^\circ$
$\delta_B(DK^{*0})$	$(194^{+9.5}_{-8.8})^\circ$

- Each individual set of input measurements listed in Table 38 is assumed to be completely uncorrelated, although correlations between observables in a set are used if provided by the experiment. Whilst this assumption is true for the statistical uncertainties, it is not necessarily the case for systematic uncertainties. In particular, the model uncertainties for different model-dependent BPGGSZ analyses are fully correlated (when the same model is used). Similarly, the model-independent BPGGSZ analyses have correlated systematic uncertainties originating from the measurement of the strong phase variation across the Dalitz plot. The effect of including these correlations is estimated to be  $< 1^\circ$ .

In total, there are 154 observables and 35 free parameters. The combination has a  $\chi^2$  value of 122.3, which corresponds to a global p-value of 0.398 (or  $0.8\sigma$ ). A coverage check with pseudoexperiments gives a p-value of  $(36.8 \pm 0.5)\%$ . The obtained world average for the Unitarity Triangle angle  $\gamma \equiv \phi_3$  is

$$\gamma \equiv \phi_3 = (66.2^{+3.4}_{-3.6})^\circ. \quad (162)$$

An ambiguous solution at  $\gamma \equiv \phi_3 \rightarrow \gamma \equiv \phi_3 + \pi$  also exists. The results for the hadronic parameters are listed in Table 64. Results for input analyses split by  $B$  meson decay mode are shown in Table 65 and Fig. 44. Results for input analyses split by the method are shown in Table 66 and Fig. 45. Results for the hadronic ratios,  $r_B$ , are shown in Fig. 46. A demonstration of how the various analyses contribute to the combination is shown in Fig. 47. There are two overlapping solutions for the  $B^+ \rightarrow DK^{*+}$  modes which is why their uncertainties are so asymmetric. It should be noted that the global combination for  $\gamma$  has moved substantially since the previous combination [1], which found  $\gamma = (71.1^{+4.6}_{-5.3})^\circ$ . This is mainly driven by updates of LHCb measurements to the full  $9\text{fb}^{-1}$  dataset of  $B^+ \rightarrow DK^+$  decays with GLW/ADS and BPGGSZ analyses which have both moved to lower values of  $\gamma$  and are now in very close agreement. The changes and consistency of these measurements can be seen by inspecting the two-dimensional confidence interval contours shown in Fig. 47. Whilst the change in central value to  $\gamma$  alone looks substantial, a proper comparison should be made in the multidimensional space including the relevant  $r_B$  and  $\delta_B$  parameters as well, which suggests a much better compatibility between the current and previous combinations.

Table 65: Averages of  $\gamma \equiv \phi_3$  split by  $B$  meson decay mode.

Decay Mode	Value
$B^+ \rightarrow DK^+$	$(64.0^{+4.0}_{-4.1})^\circ$
$B^+ \rightarrow D^*K^+$	$(67^{+12}_{-23})^\circ$
$B^+ \rightarrow DK^{*+}$	$(45^{+13}_{-11})^\circ$
$B^0 \rightarrow DK^{*0}$	$(81.4^{+9}_{-9.6})^\circ$
$B_s^0 \rightarrow D_s^\mp K^\pm$	$(130^{+17}_{-23})^\circ$
$B_s^0 \rightarrow D_s^\mp K^\pm \pi^+ \pi^-$	$(45^{+20}_{-13})^\circ$

Table 66: Averages of  $\gamma \equiv \phi_3$  split by method. For GLW method only the solution nearest the combined average is shown.

Method	Value
GLW	$(74.0^{+5.5}_{-47.6})^\circ$
ADS	$(71^{+15}_{-33})^\circ$
BPGGSZ	$(68.8^{+4.5}_{-4.6})^\circ$

## 6.16 Summary of the constraints on the angles of the Unitarity Triangle

World averages for the angles of the Unitarity Triangle  $\beta \equiv \phi_1$ ,  $\alpha \equiv \phi_2$  and  $\gamma \equiv \phi_3$  are given in Sec. 6.4.2, Sec. 6.12.1 and Sec. 6.15.7, respectively. These constraints are summarised in Fig. 48 in terms of the CKM parameters  $\bar{\rho}$  and  $\bar{\eta}$  defined in Eq. (92) using the relations,  $\tan \gamma = \bar{\eta}/\bar{\rho}$ ,  $\tan \beta = \bar{\eta}/(1 - \bar{\rho})$ ,  $\alpha = \tan^{-1}(\bar{\rho}/\bar{\eta}) + \tan^{-1}((1 - \bar{\rho})/\bar{\eta})$ . The overlap of the constraints demonstrates agreement with the unitarity of the CKM matrix as predicted in the Standard Model. The obtained values of  $\bar{\rho}$  and  $\bar{\eta}$  from this angles only combination are

$$\bar{\rho} = 0.140 \pm 0.018, \quad \bar{\eta} = 0.353 \pm 0.012, \quad (163)$$

with a correlation of  $-0.287$ .

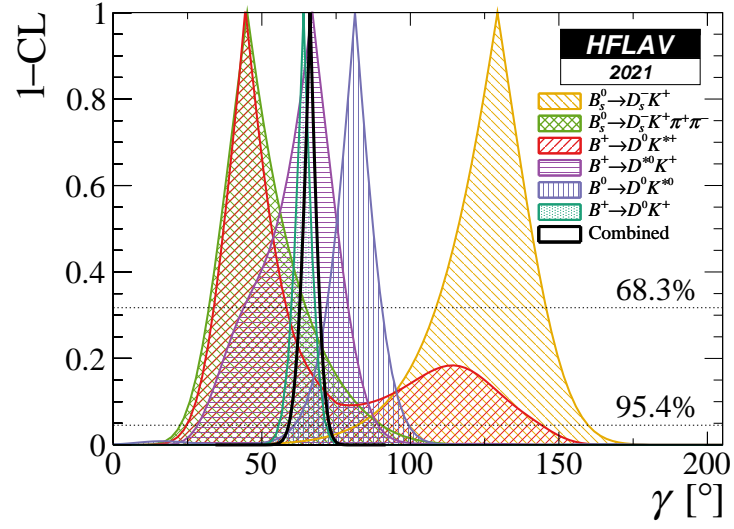


Figure 44: World average of  $\gamma \equiv \phi_3$ , in terms of 1-CL, split by decay mode.

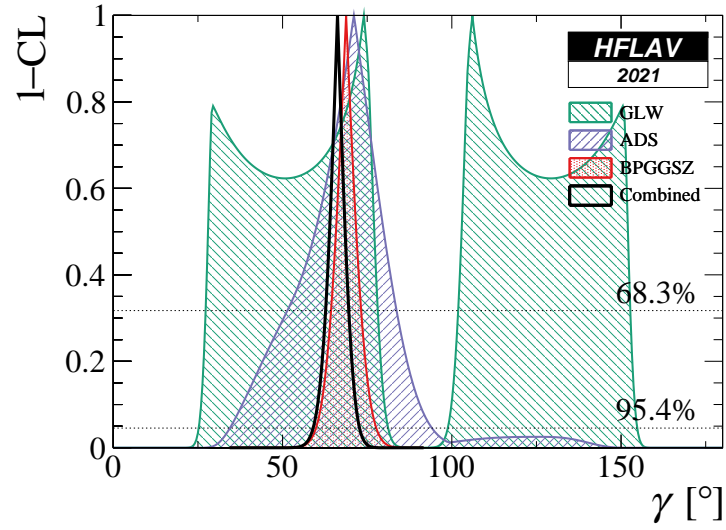


Figure 45: World average of  $\gamma \equiv \phi_3$ , in terms of 1-CL, split by analysis method.

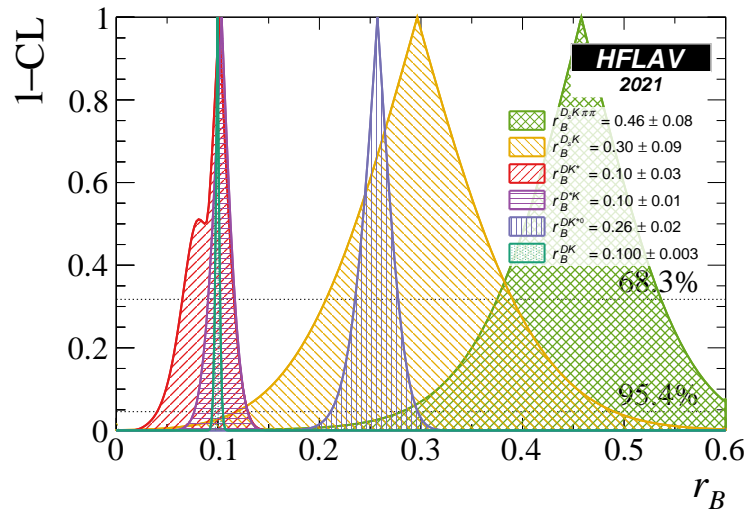


Figure 46: World averages for the hadronic parameters  $r_B$  in the different decay modes, in terms of 1-CL.

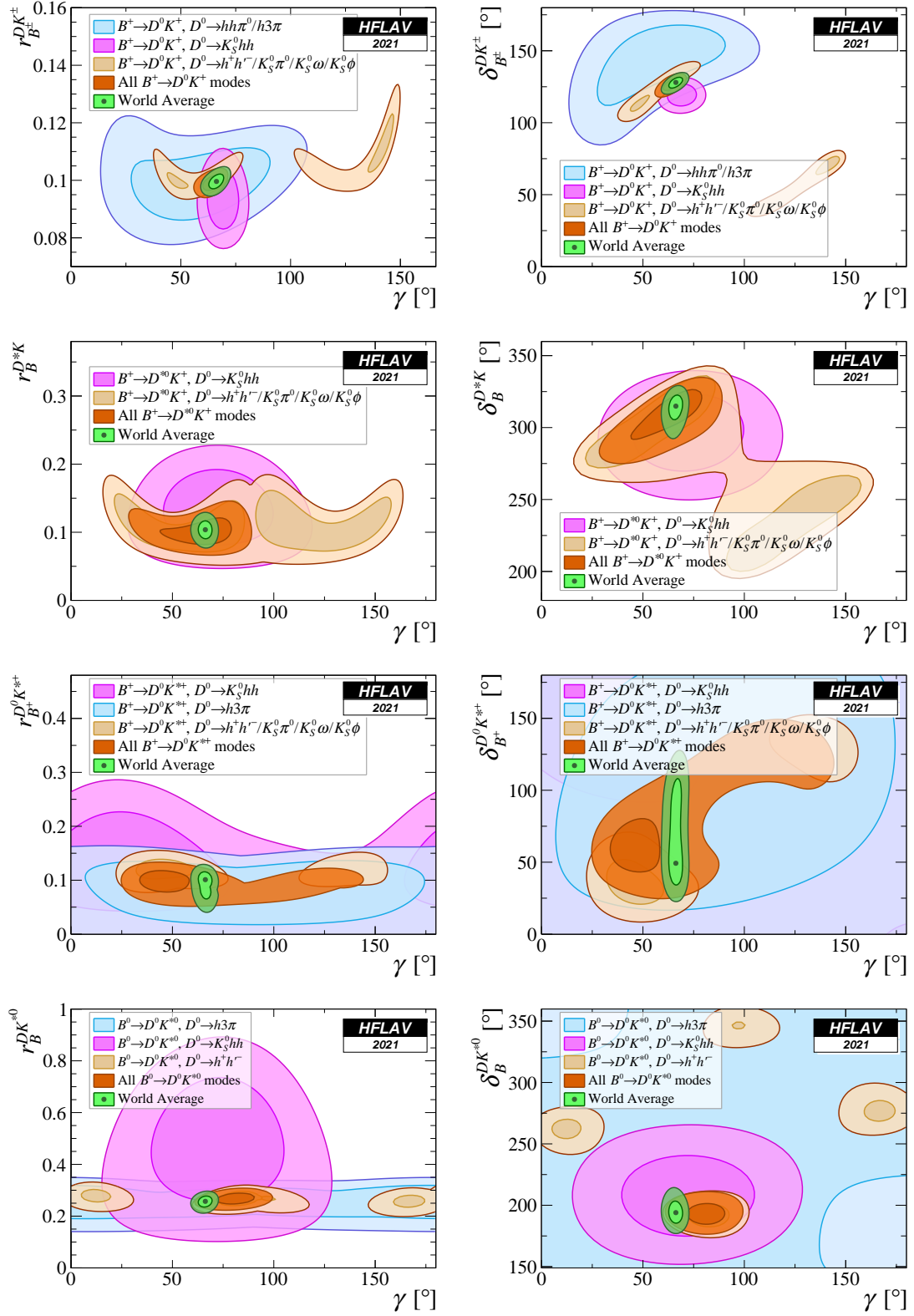


Figure 47: Contributions to the combination from different input measurements, shown in the plane of the relevant  $r_B$  (left) or  $\delta_B$  (right) parameter *vs.*  $\gamma \equiv \phi_3$ . From top to bottom:  $B^+ \rightarrow DK^+$ ,  $B^+ \rightarrow D^*K^+$ ,  $B^+ \rightarrow DK^{*+}$  and  $B^0 \rightarrow DK^{*0}$ . Contours show the two-dimensional 68 % and 95 % CL regions.



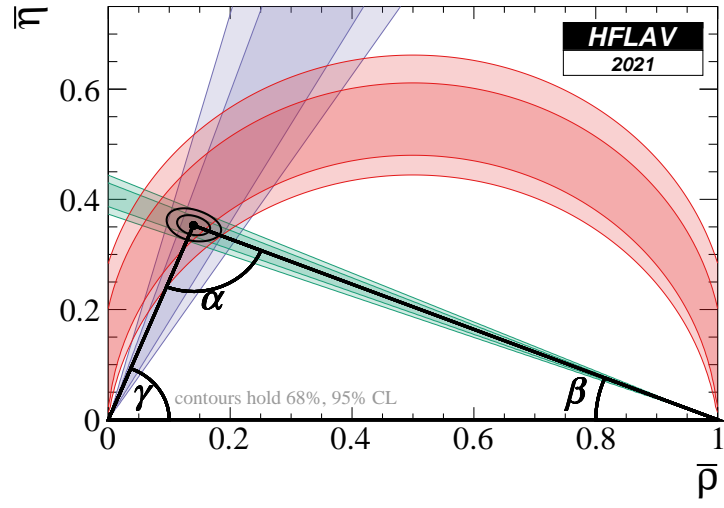


Figure 48: Summary of the constraints on the angles of the Unitarity Triangle.

## 7 Semileptonic $b$ hadron decays

In this chapter we present averages for semileptonic  $b$  hadron decays, *i.e.* decays of the type  $B \rightarrow X \ell \nu_\ell$ , where  $X$  refers to one or more hadrons,  $\ell$  to a charged lepton and  $\nu_\ell$  to its associated neutrino. Unless otherwise stated,  $\ell$  stands for an electron or a muon, lepton universality is assumed, and both charge conjugate states are combined. Some averages assume isospin symmetry which is explicitly mentioned at every instance.

Averages are presented separately for CKM favored  $b \rightarrow c$  quark transitions and CKM suppressed  $b \rightarrow u$  transitions. We further distinguish *exclusive* decays involving a specific meson ( $X = D, D^*, \pi, \rho, \dots$ ) from *inclusive* decay modes, *i.e.* the sum over all possible hadronic states. Semileptonic decays proceed via first order weak interactions and are well described in the framework of the SM. Their decay rates are sensitive to the magnitude squared of the CKM elements  $V_{cb}$  and  $V_{ub}$ , the determination of which is one of the primary goals for the study of these decays. Semileptonic decays involving the  $\tau$  lepton might be more sensitive to beyond-SM processes, because the high  $\tau$  mass can result in enhanced couplings to hypothetical new particles such as a charged Higgs boson or leptoquarks.

The technique for obtaining the averages follows the general HFLAV procedure (see chapter 3) unless otherwise stated. More information on the averages, in particular on the common input parameters, is available on the HFLAV semileptonic webpage. In general, averages in this section use experimental results available through spring 2021.

### 7.1 Exclusive CKM-favoured decays

#### 7.1.1 $\bar{B} \rightarrow D^* \ell^- \bar{\nu}_\ell$

$\bar{B} \rightarrow D^* \ell^- \bar{\nu}_\ell$  decays are described in terms of the recoil variable  $w = v_B \cdot v_{D^*}$ , the product of the four-velocities of the initial and final state mesons. The differential decay rate for massless fermions as a function of  $w$  is given by (see, *e.g.*, [494])

$$\frac{d\Gamma(\bar{B} \rightarrow D^* \ell^- \bar{\nu}_\ell)}{dw} = \frac{G_F^2 m_{D^*}^3}{48\pi^3} (m_B - m_{D^*})^2 \chi(w) \eta_{EW}^2 \mathcal{F}^2(w) |V_{cb}|^2, \quad (164)$$

where  $G_F$  is Fermi's constant,  $m_B$  and  $m_{D^*}$  are the  $B$  and  $D^*$  meson masses,  $\chi(w)$  is a known phase-space factor, and  $\eta_{EW}$  is a small electroweak correction [495]. Some authors also include a long-distance EM radiation effect (Coulomb correction) in this factor. The form factor  $\mathcal{F}(w)$  for the  $\bar{B} \rightarrow D^* \ell^- \bar{\nu}_\ell$  decay contains three independent functions,  $h_{A_1}(w)$ ,  $R_1(w)$  and  $R_2(w)$ ,

$$\chi(w) \mathcal{F}^2(w) = \quad (165)$$

$$h_{A_1}^2(w) \sqrt{w^2 - 1} (w + 1)^2 \left\{ 2 \left[ \frac{1 - 2wr + r^2}{(1 - r)^2} \right] \left[ 1 + R_1^2(w) \frac{w - 1}{w + 1} \right] + \left[ 1 + (1 - R_2(w)) \frac{w - 1}{1 - r} \right]^2 \right\},$$

where  $r = m_{D^*}/m_B$ .

#### Branching fraction

First, we perform separate one-dimensional averages of the  $\bar{B}^0 \rightarrow D^{*+}\ell^-\bar{\nu}_\ell$  and  $B^- \rightarrow D^{*0}\ell^-\bar{\nu}_\ell$  branching fractions. In the fit to the measurements listed in Tables 67 and 68, external parameters (such as the branching fractions of charmed mesons) are constrained to their latest values and the following results are obtained

$$\mathcal{B}(\bar{B}^0 \rightarrow D^{*+}\ell^-\bar{\nu}_\ell) = (4.97 \pm 0.02 \pm 0.12)\% , \quad (166)$$

$$\mathcal{B}(B^- \rightarrow D^{*0}\ell^-\bar{\nu}_\ell) = (5.58 \pm 0.07 \pm 0.21)\% , \quad (167)$$

where the first uncertainty is statistical and the second one is systematic. The results of these two fits are also shown in Fig. 49.

Table 67: Average of the  $\bar{B}^0 \rightarrow D^{*+}\ell^-\bar{\nu}_\ell$  branching fraction measurements.

Experiment	$\mathcal{B}(\bar{B}^0 \rightarrow D^{*+}\ell^-\bar{\nu}_\ell)$ [%] (rescaled)	$\mathcal{B}(\bar{B}^0 \rightarrow D^{*+}\ell^-\bar{\nu}_\ell)$ [%] (published)
ALEPH [496]	$5.45 \pm 0.26_{\text{stat}} \pm 0.33_{\text{syst}}$	$5.53 \pm 0.26_{\text{stat}} \pm 0.52_{\text{syst}}$
OPAL incl [497]	$6.13 \pm 0.28_{\text{stat}} \pm 0.57_{\text{syst}}$	$5.92 \pm 0.27_{\text{stat}} \pm 0.68_{\text{syst}}$
OPAL excl [497]	$5.12 \pm 0.20_{\text{stat}} \pm 0.36_{\text{syst}}$	$5.11 \pm 0.19_{\text{stat}} \pm 0.49_{\text{syst}}$
DELPHI incl [498]	$4.95 \pm 0.14_{\text{stat}} \pm 0.35_{\text{syst}}$	$4.70 \pm 0.13_{\text{stat}}^{+0.36}_{-0.31} \text{ syst}$
DELPHI excl [499]	$5.08 \pm 0.20_{\text{stat}} \pm 0.42_{\text{syst}}$	$5.90 \pm 0.22_{\text{stat}} \pm 0.50_{\text{syst}}$
CLEO [500]	$6.08 \pm 0.19_{\text{stat}} \pm 0.37_{\text{syst}}$	$6.09 \pm 0.19_{\text{stat}} \pm 0.40_{\text{syst}}$
Belle untagged [501]	$4.83 \pm 0.02_{\text{stat}} \pm 0.15_{\text{syst}}$	$4.90 \pm 0.02_{\text{stat}} \pm 0.16_{\text{syst}}$
<i>BABAR</i> untagged [502]	$4.41 \pm 0.04_{\text{stat}} \pm 0.32_{\text{syst}}$	$4.69 \pm 0.04_{\text{stat}} \pm 0.34_{\text{syst}}$
<i>BABAR</i> tagged [503]	$5.17 \pm 0.16_{\text{stat}} \pm 0.31_{\text{syst}}$	$5.49 \pm 0.16_{\text{stat}} \pm 0.25_{\text{syst}}$
Belle II untagged [504]	$4.60 \pm 0.05_{\text{stat}} \pm 0.48_{\text{syst}}$	$4.60 \pm 0.05_{\text{stat}} \pm 0.48_{\text{syst}}$
Belle II tagged [505]	$4.51 \pm 0.41_{\text{stat}} \pm 0.52_{\text{syst}}$	$4.51 \pm 0.41_{\text{stat}} \pm 0.52_{\text{syst}}$
<b>Average</b>	<b><math>4.97 \pm 0.02_{\text{stat}} \pm 0.12_{\text{syst}}</math></b>	<b><math>\chi^2/\text{dof} = 16.4/10</math> (CL=8.85%)</b>

Table 68: Average of the  $B^- \rightarrow D^{*0}\ell^-\bar{\nu}_\ell$  branching fraction measurements.

Experiment	$\mathcal{B}(B^- \rightarrow D^{*0}\ell^-\bar{\nu}_\ell)$ [%] (rescaled)	$\mathcal{B}(B^- \rightarrow D^{*0}\ell^-\bar{\nu}_\ell)$ [%] (published)
CLEO [500]	$6.20 \pm 0.20_{\text{stat}} \pm 0.26_{\text{syst}}$	$6.50 \pm 0.20_{\text{stat}} \pm 0.43_{\text{syst}}$
<i>BABAR</i> tagged [503]	$5.30 \pm 0.15_{\text{stat}} \pm 0.33_{\text{syst}}$	$5.83 \pm 0.15_{\text{stat}} \pm 0.30_{\text{syst}}$
<i>BABAR</i> untagged [506]	$5.00 \pm 0.08_{\text{stat}} \pm 0.31_{\text{syst}}$	$5.56 \pm 0.08_{\text{stat}} \pm 0.41_{\text{syst}}$
<b>Average</b>	<b><math>5.58 \pm 0.07_{\text{stat}} \pm 0.21_{\text{syst}}</math></b>	<b><math>\chi^2/\text{dof} = 7.36/2</math> (CL=2.52%)</b>

2685

### 2686 *Extraction of $|V_{cb}|$ based on the CLN form factor*

2687 To extract  $|V_{cb}|$ , we consider the parametrizations of the form factor functions  $h_{A_1}(w)$ ,  $R_1(w)$   
 2688 and  $R_2(w)$  by Caprini, Lellouch and Neubert (CLN) [507],

$$h_{A_1}(w) = h_{A_1}(1) [1 - 8\rho^2 z + (53\rho^2 - 15)z^2 - (231\rho^2 - 91)z^3] , \quad (168)$$

$$R_1(w) = R_1(1) - 0.12(w - 1) + 0.05(w - 1)^2 , \quad (169)$$

$$R_2(w) = R_2(1) + 0.11(w - 1) - 0.06(w - 1)^2 , \quad (170)$$

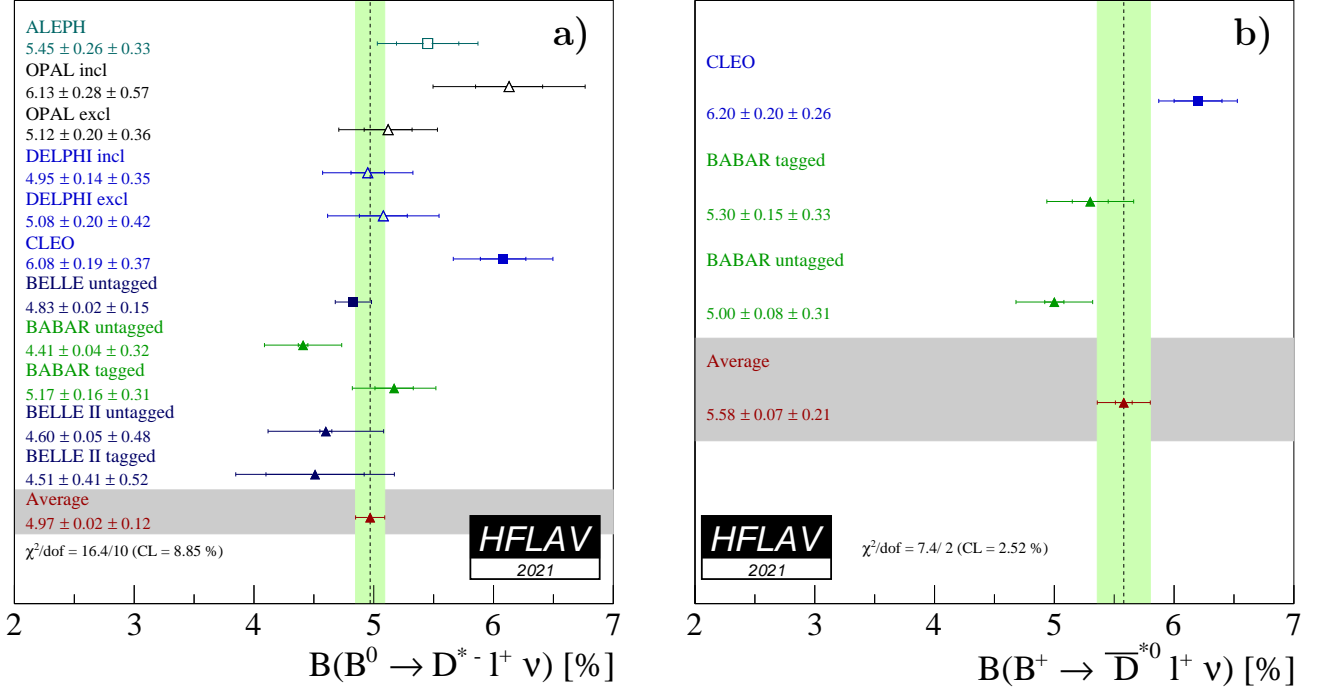


Figure 49: Branching fractions of exclusive semileptonic  $B$  decays: (a)  $\bar{B}^0 \rightarrow D^{*+} \ell^- \bar{\nu}_\ell$  (Table 67) and (b)  $B^- \rightarrow D^{*0} \ell^- \bar{\nu}_\ell$  (Table 68).

where  $z = (\sqrt{w+1} - \sqrt{2})/(\sqrt{w+1} + \sqrt{2})$ . The form factor  $\mathcal{F}(w)$  in Eq. 164 is thus described by the slope  $\rho^2$  and the ratios  $R_1(1)$  and  $R_2(1)$ .

Experiments have measured these three CLN parameters and extrapolated the rate to zero recoil  $w = 1$  to determine  $\eta_{\text{EW}} \mathcal{F}(1) |V_{cb}|$ . At this kinematic point, the form factor normalisation  $\mathcal{F}(1)$  can be obtained from theory with high precision to measure  $|V_{cb}|$ . We perform a four-dimensional fit of  $\eta_{\text{EW}} \mathcal{F}(1) |V_{cb}|$ ,  $\rho^2$ ,  $R_1(1)$  and  $R_2(1)$  to the measurements shown in Table 69 taking into account correlated statistical and systematic uncertainties. A side product of the fit are best fit values of the original measurements, which we refer to a rescaled measurements. Most of the measurements in Table 69 are based on the decay  $\bar{B}^0 \rightarrow D^{*+} \ell^- \bar{\nu}_\ell$ . Some measurements [500, 508] are sensitive also to  $B^- \rightarrow D^{*0} \ell^- \bar{\nu}_\ell$ , and one measurement [506] is based on the decay  $B^- \rightarrow D^{*0} e^- \bar{\nu}_\ell$ . Isospin symmetry is assumed in this average. We note that the earlier results from the LEP experiments and CLEO required significant rescaling and have significantly larger uncertainties than the recent measurements by Belle and BABAR. Only two measurements constrain all four parameters [501, 502], and the remaining measurements determine only the normalisation  $\eta_{\text{EW}} \mathcal{F}(1) |V_{cb}|$  and the slope  $\rho^2$ .

The result of the fit is

$$\eta_{\text{EW}} \mathcal{F}(1) |V_{cb}| = (35.00 \pm 0.36) \times 10^{-3}, \quad (171)$$

$$\rho^2 = 1.121 \pm 0.024, \quad (172)$$

$$R_1(1) = 1.269 \pm 0.026, \quad (173)$$

$$R_2(1) = 0.853 \pm 0.017, \quad (174)$$

Table 69: Measurements of the Caprini, Lellouch and Neubert (CLN) [507] form factor parameters in  $\bar{B} \rightarrow D^* \ell^- \bar{\nu}_\ell$  before and after rescaling. Most analyses (except [502]) measure only  $\eta_{\text{EW}} \mathcal{F}(1) |V_{cb}|$ , and  $\rho^2$ , so only these two parameters are shown here.

Experiment	$\eta_{\text{EW}} \mathcal{F}(1)  V_{cb}  [10^{-3}]$ (rescaled) $\eta_{\text{EW}} \mathcal{F}(1)  V_{cb}  [10^{-3}]$ (published)	$\rho^2$ (rescaled) $\rho^2$ (published)
ALEPH [496]	$31.38 \pm 1.80_{\text{stat}} \pm 1.24_{\text{syst}}$ $31.9 \pm 1.8_{\text{stat}} \pm 1.9_{\text{syst}}$	$0.488 \pm 0.226_{\text{stat}} \pm 0.146_{\text{syst}}$ $0.37 \pm 0.26_{\text{stat}} \pm 0.14_{\text{syst}}$
CLEO [500]	$40.16 \pm 1.24_{\text{stat}} \pm 1.54_{\text{syst}}$ $43.1 \pm 1.3_{\text{stat}} \pm 1.8_{\text{syst}}$	$1.363 \pm 0.084_{\text{stat}} \pm 0.087_{\text{syst}}$ $1.61 \pm 0.09_{\text{stat}} \pm 0.21_{\text{syst}}$
OPAL excl [497]	$36.20 \pm 1.58_{\text{stat}} \pm 1.47_{\text{syst}}$ $36.8 \pm 1.6_{\text{stat}} \pm 2.0_{\text{syst}}$	$1.198 \pm 0.206_{\text{stat}} \pm 0.153_{\text{syst}}$ $1.31 \pm 0.21_{\text{stat}} \pm 0.16_{\text{syst}}$
OPAL partial reco [497]	$37.44 \pm 1.20_{\text{stat}} \pm 2.32_{\text{syst}}$ $37.5 \pm 1.2_{\text{stat}} \pm 2.5_{\text{syst}}$	$1.090 \pm 0.137_{\text{stat}} \pm 0.297_{\text{syst}}$ $1.12 \pm 0.14_{\text{stat}} \pm 0.29_{\text{syst}}$
DELPHI partial reco [498]	$35.52 \pm 1.41_{\text{stat}} \pm 2.29_{\text{syst}}$ $35.5 \pm 1.4_{\text{stat}}^{+2.3}_{-2.4_{\text{syst}}}$	$1.139 \pm 0.123_{\text{stat}} \pm 0.382_{\text{syst}}$ $1.34 \pm 0.14_{\text{stat}}^{+0.24}_{-0.22_{\text{syst}}}$
DELPHI excl [499]	$35.87 \pm 1.69_{\text{stat}} \pm 1.95_{\text{syst}}$ $39.2 \pm 1.8_{\text{stat}} \pm 2.3_{\text{syst}}$	$1.070 \pm 0.141_{\text{stat}} \pm 0.153_{\text{syst}}$ $1.32 \pm 0.15_{\text{stat}} \pm 0.33_{\text{syst}}$
Belle [501]	$34.82 \pm 0.15_{\text{stat}} \pm 0.55_{\text{syst}}$ $35.06 \pm 0.15_{\text{stat}} \pm 0.56_{\text{syst}}$	$1.106 \pm 0.031_{\text{stat}} \pm 0.008_{\text{syst}}$ $1.106 \pm 0.031_{\text{stat}} \pm 0.007_{\text{syst}}$
BABAR excl [502]	$33.37 \pm 0.29_{\text{stat}} \pm 0.97_{\text{syst}}$ $34.7 \pm 0.3_{\text{stat}} \pm 1.1_{\text{syst}}$	$1.182 \pm 0.048_{\text{stat}} \pm 0.029_{\text{syst}}$ $1.18 \pm 0.05_{\text{stat}} \pm 0.03_{\text{syst}}$
BABAR $D^{*0}$ [506]	$34.55 \pm 0.58_{\text{stat}} \pm 1.06_{\text{syst}}$ $35.9 \pm 0.6_{\text{stat}} \pm 1.4_{\text{syst}}$	$1.124 \pm 0.058_{\text{stat}} \pm 0.053_{\text{syst}}$ $1.16 \pm 0.06_{\text{stat}} \pm 0.08_{\text{syst}}$
BABAR global fit [508]	$35.45 \pm 0.20_{\text{stat}} \pm 1.08_{\text{syst}}$ $35.7 \pm 0.2_{\text{stat}} \pm 1.2_{\text{syst}}$	$1.171 \pm 0.019_{\text{stat}} \pm 0.060_{\text{syst}}$ $1.21 \pm 0.02_{\text{stat}} \pm 0.07_{\text{syst}}$
<b>Average</b>	<b><math>35.00 \pm 0.11_{\text{stat}} \pm 0.34_{\text{syst}}</math></b>	<b><math>1.121 \pm 0.014_{\text{stat}} \pm 0.019_{\text{syst}}</math></b>

and the correlation coefficients are

$$\rho_{\eta_{\text{EW}} \mathcal{F}(1) |V_{cb}|, \rho^2} = 0.337, \quad (175)$$

$$\rho_{\eta_{\text{EW}} \mathcal{F}(1) |V_{cb}|, R_1(1)} = -0.097, \quad (176)$$

$$\rho_{\eta_{\text{EW}} \mathcal{F}(1) |V_{cb}|, R_2(1)} = -0.085, \quad (177)$$

$$\rho_{\rho^2, R_1(1)} = 0.565, \quad (178)$$

$$\rho_{\rho^2, R_2(1)} = -0.824, \quad (179)$$

$$\rho_{R_1(1), R_2(1)} = -0.714. \quad (180)$$

The uncertainties and correlations quoted here include both statistical and systematic contributions. The  $\chi^2$  of the fit is 42.2 for 23 degrees of freedom, which corresponds to a confidence level of 0.9%. The largest contribution to the  $\chi^2$  of the average is due to the ALEPH and CLEO measurements [496, 500]. An illustration of this fit result is given in Fig. 50.

To convert this result into  $|V_{cb}|$ , theory input for the form factor normalisation is required.

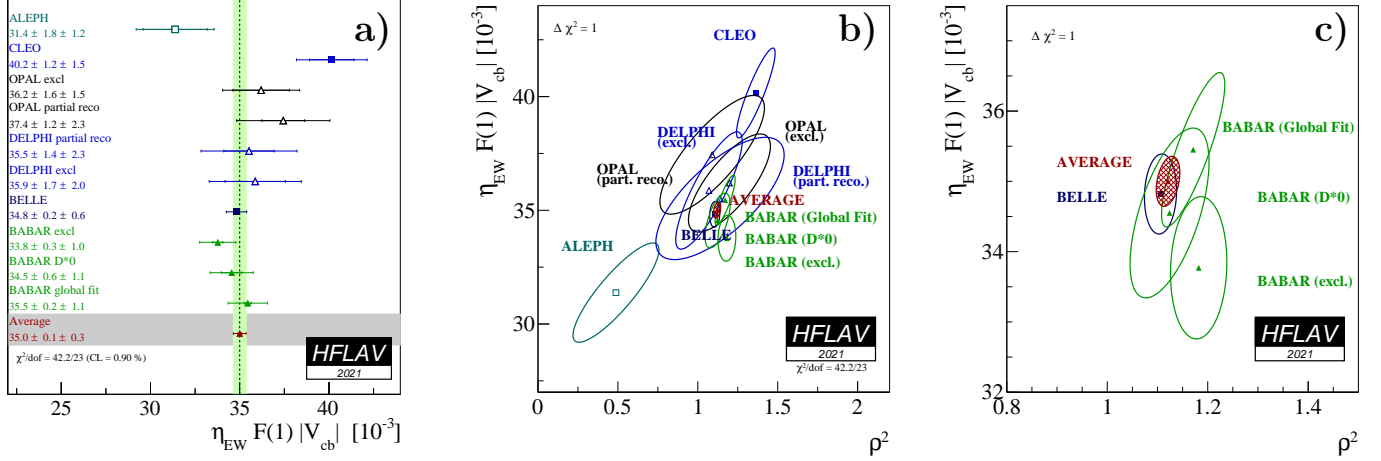


Figure 50: Illustration of (a) the average and (b) the dependence of  $\eta_{EW}\mathcal{F}(1)|V_{cb}|$  on  $\rho^2$ . The error ellipses correspond to  $\Delta\chi^2 = 1$  (CL=39%). Figure (c) is a zoomed in view of the Belle and BaBar measurements.

We use the result of the FLAG 2021 average [509], with LQCD results from Refs. [510,511],

$$\eta_{EW}\mathcal{F}(1) = 0.910 \pm 0.013, \quad (181)$$

where  $\eta_{EW} = 1.0066 \pm 0.0050$  has been used. The central value of the latter corresponds to the electroweak correction only. The uncertainty has been increased to accommodate the Coulomb effect [510,512]. With Eq. (171), this gives

$$|V_{cb}| = (38.46 \pm 0.40_{\text{exp}} \pm 0.55_{\text{th}}) \times 10^{-3}, \quad (182)$$

where the first uncertainty combines the statistical and systematic uncertainties from the experimental measurement and the second is theoretical (lattice QCD calculation and electro-weak correction).

### Extraction of $|V_{cb}|$ based on the BGL form factor

A more general parameterization of the  $\bar{B} \rightarrow D^*\ell^-\bar{\nu}_\ell$  form factor is provided by BGL [513–515]. Both Belle [501] and BaBar [516] have recently published analyses of  $\bar{B} \rightarrow D^*\ell^-\bar{\nu}_\ell$  using the BGL form factor parametrization: While Belle performs an extraction of  $|V_{cb}|$  using BGL, the BaBar analysis only fits the BGL form factor parameters but not the normalization. Due to the limited set of input measurements we do not perform a combination of the BGL form factor parameters or  $|V_{cb}|$  obtained with the BGL form factor at this point. We simply note that  $|V_{cb}|$  obtained in Refs. [501,517] using BGL is consistent with our average in Eq. (182).

#### 7.1.2 $\bar{B} \rightarrow D\ell^-\bar{\nu}_\ell$

The differential decay rate for massless fermions as a function of  $w$  (introduced in the previous section) is given by (see, *e.g.*, [494])

$$\frac{\bar{B} \rightarrow D\ell^-\bar{\nu}_\ell}{dw} = \frac{G_F^2 m_D^3}{48\pi^3} (m_B + m_D)^2 (w^2 - 1)^{3/2} \eta_{EW}^2 \mathcal{G}^2(w) |V_{cb}|^2, \quad (183)$$

where  $G_F$  is Fermi's constant, and  $m_B$  and  $m_D$  are the  $B$  and  $D$  meson masses. Again,  $\eta_{EW}$  is the electroweak correction. In contrast to  $\bar{B} \rightarrow D^* \ell^- \bar{\nu}_\ell$ ,  $\mathcal{G}(w)$  contains a single form-factor function  $f_+(w)$ ,

$$\mathcal{G}^2(w) = \frac{4r}{(1+r)^2} f_+^2(w) , \quad (184)$$

where  $r = m_D/m_B$ .

### Branching fraction

Separate one-dimensional averages of the  $\bar{B}^0 \rightarrow D^+ \ell^- \bar{\nu}_\ell$  and  $B^- \rightarrow D^0 \ell^- \bar{\nu}_\ell$  branching fractions are shown in Tables 70 and 71. We obtain

$$\mathcal{B}(\bar{B}^0 \rightarrow D^+ \ell^- \bar{\nu}_\ell) = (2.24 \pm 0.04 \pm 0.08)\% , \quad (185)$$

$$\mathcal{B}(B^- \rightarrow D^0 \ell^- \bar{\nu}_\ell) = (2.30 \pm 0.03 \pm 0.08)\% , \quad (186)$$

where the first uncertainty is statistical and the second one is systematic. These fits are also shown in Fig. 51.

Table 70: Average of  $\bar{B}^0 \rightarrow D^+ \ell^- \bar{\nu}_\ell$  branching fraction measurements.

Experiment	$\mathcal{B}(\bar{B}^0 \rightarrow D^+ \ell^- \bar{\nu}_\ell) [\%]$ (rescaled)	$\mathcal{B}(\bar{B}^0 \rightarrow D^+ \ell^- \bar{\nu}_\ell) [\%]$ (published)
ALEPH [496]	$2.17 \pm 0.18_{\text{stat}} \pm 0.35_{\text{syst}}$	$2.35 \pm 0.20_{\text{stat}} \pm 0.44_{\text{syst}}$
CLEO [518]	$2.10 \pm 0.13_{\text{stat}} \pm 0.15_{\text{syst}}$	$2.20 \pm 0.16_{\text{stat}} \pm 0.19_{\text{syst}}$
BABAR [519]	$2.15 \pm 0.11_{\text{stat}} \pm 0.14_{\text{syst}}$	$2.23 \pm 0.11_{\text{stat}} \pm 0.11_{\text{syst}}$
Belle [520]	$2.33 \pm 0.04_{\text{stat}} \pm 0.11_{\text{syst}}$	$2.39 \pm 0.04_{\text{stat}} \pm 0.11_{\text{syst}}$
<b>Average</b>	<b><math>2.24 \pm 0.04_{\text{stat}} \pm 0.08_{\text{syst}}</math></b>	<b><math>\chi^2/\text{dof} = 1.41/3</math> (CL=70.2%)</b>

Table 71: Average of  $B^- \rightarrow D^0 \ell^- \bar{\nu}_\ell$  branching fraction measurements.

Experiment	$\mathcal{B}(B^- \rightarrow D^0 \ell^- \bar{\nu}_\ell) [\%]$ (rescaled)	$\mathcal{B}(B^- \rightarrow D^0 \ell^- \bar{\nu}_\ell) [\%]$ (published)
CLEO [518]	$2.14 \pm 0.13_{\text{stat}} \pm 0.17_{\text{syst}}$	$2.32 \pm 0.17_{\text{stat}} \pm 0.20_{\text{syst}}$
BABAR [519]	$2.16 \pm 0.08_{\text{stat}} \pm 0.12_{\text{syst}}$	$2.31 \pm 0.08_{\text{stat}} \pm 0.09_{\text{syst}}$
Belle [520]	$2.46 \pm 0.04_{\text{stat}} \pm 0.12_{\text{syst}}$	$2.54 \pm 0.04_{\text{stat}} \pm 0.13_{\text{syst}}$
<b>Average</b>	<b><math>2.30 \pm 0.03_{\text{stat}} \pm 0.08_{\text{syst}}</math></b>	<b><math>\chi^2/\text{dof} = 3.04/2</math> (CL=21.8%)</b>

2737

### Extraction of $|V_{cb}|$ based on the CLN form factor

As for  $\bar{B} \rightarrow D^* \ell^- \bar{\nu}_\ell$  decays, we again adopt the prescription by Caprini, Lellouch and Neubert [507], which describes the shape and normalization of the measured decay distributions in terms of two parameters: the normalization  $\mathcal{G}(1)$  and the slope  $\rho^2$ ,

$$\mathcal{G}(w) = \mathcal{G}(1) [1 - 8\rho^2 z + (51\rho^2 - 10)z^2 - (252\rho^2 - 84)z^3] , \quad (187)$$

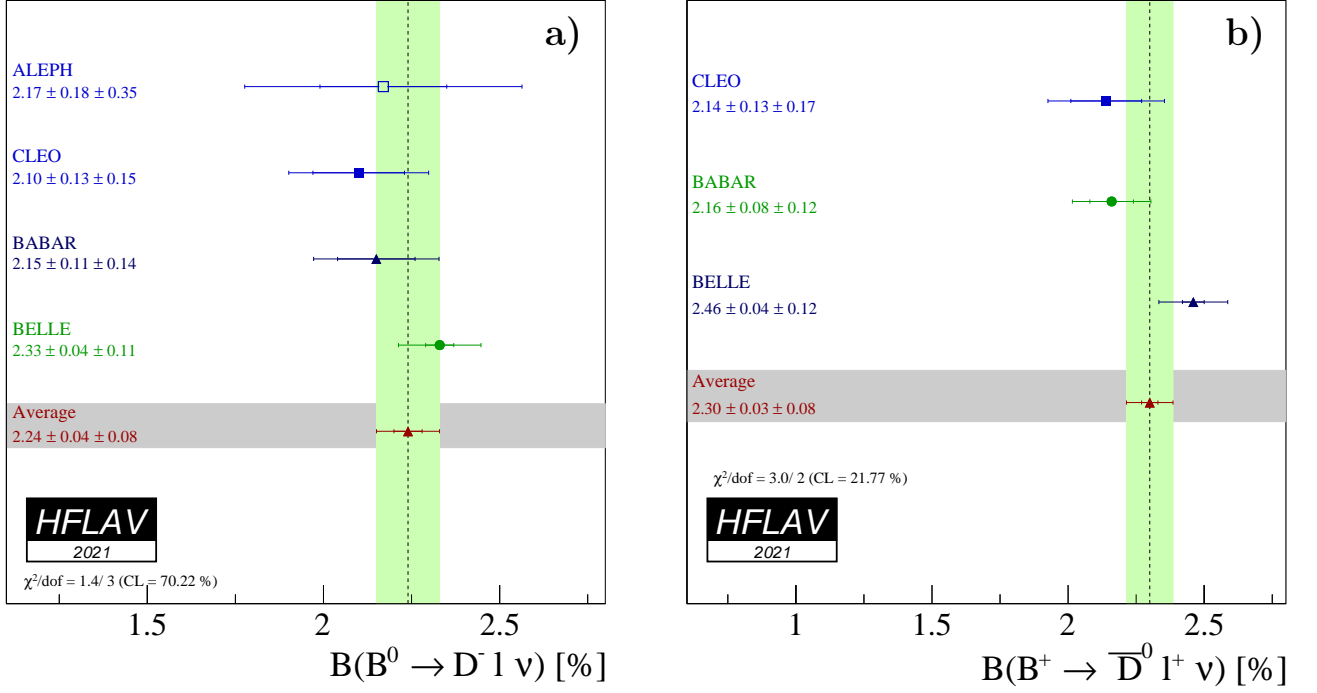


Figure 51: Branching fractions of exclusive semileptonic  $B$  decays: (a)  $\bar{B}^0 \rightarrow D^+ \ell^- \bar{\nu}_\ell$  (Table 70) and (b)  $B^- \rightarrow D^0 \ell^- \bar{\nu}_\ell$  (Table 71).

where  $z = (\sqrt{w+1} - \sqrt{2})/(\sqrt{w+1} + \sqrt{2})$ .

Table 72 shows experimental measurements of the two CLN parameters, which are corrected to match the latest values of the input parameters. Both measurements of  $\bar{B}^0 \rightarrow D^+ \ell^- \bar{\nu}_\ell$  and  $B^- \rightarrow D^0 \ell^- \bar{\nu}_\ell$  are used and isospin symmetry is assumed in the analysis.

The form factor parameters are extracted by a two-parameter fit to the rescaled measurements of  $\eta_{EW} \mathcal{G}(1) |V_{cb}|$  and  $\rho^2$  taking into account correlated statistical and systematic uncertainties. The result of the fit is

$$\eta_{EW} \mathcal{G}(1) |V_{cb}| = (41.53 \pm 0.98) \times 10^{-3}, \quad (188)$$

$$\rho^2 = 1.129 \pm 0.033, \quad (189)$$

with a correlation of

$$\rho_{\eta_{EW} \mathcal{G}(1) |V_{cb}|, \rho^2} = 0.758. \quad (190)$$

The uncertainties and the correlation coefficient include both statistical and systematic contributions. The  $\chi^2$  of the fit is 4.6 for 8 degrees of freedom, which corresponds to a probability of 80.0%. An illustration of this fit result is given in Fig. 52.

The most recent lattice QCD result obtained for the form factor normalization is [512]

$$\mathcal{G}(1) = 1.0541 \pm 0.0083. \quad (191)$$

Using again  $\eta_{EW} = 1.0066 \pm 0.0050$ , we determine  $|V_{cb}|$  from Eq. (188),

$$|V_{cb}| = (39.14 \pm 0.92_{\text{exp}} \pm 0.36_{\text{th}}) \times 10^{-3}, \quad (192)$$



Table 72: Measurements of the Caprini, Lellouch and Neubert (CLN) [507] form factor parameters in  $\bar{B} \rightarrow D\ell^-\bar{\nu}_\ell$  before and after rescaling.

Experiment	$\eta_{EW}\mathcal{G}(1) V_{cb} $ [ $10^{-3}$ ] (rescaled) $\eta_{EW}\mathcal{G}(1) V_{cb} $ [ $10^{-3}$ ] (published)	$\rho^2$ (rescaled) $\rho^2$ (published)
ALEPH [496]	$36.19 \pm 9.38_{\text{stat}} \pm 6.83_{\text{syst}}$ $31.1 \pm 9.9_{\text{stat}} \pm 8.6_{\text{syst}}$	$0.814 \pm 0.821_{\text{stat}} \pm 0.419_{\text{syst}}$ $0.70 \pm 0.98_{\text{stat}} \pm 0.50_{\text{syst}}$
CLEO [518]	$44.17 \pm 5.68_{\text{stat}} \pm 3.46_{\text{syst}}$ $44.8 \pm 6.1_{\text{stat}} \pm 3.7_{\text{syst}}$	$1.270 \pm 0.214_{\text{stat}} \pm 0.121_{\text{syst}}$ $1.30 \pm 0.27_{\text{stat}} \pm 0.14_{\text{syst}}$
Belle [520]	$41.83 \pm 0.60_{\text{stat}} \pm 1.20_{\text{syst}}$ $42.29 \pm 1.37$	$1.090 \pm 0.036_{\text{stat}} \pm 0.019_{\text{syst}}$ $1.09 \pm 0.05$
BABAR global fit [508]	$42.55 \pm 0.71_{\text{stat}} \pm 2.06_{\text{syst}}$ $43.1 \pm 0.8_{\text{stat}} \pm 2.3_{\text{syst}}$	$1.194 \pm 0.034_{\text{stat}} \pm 0.060_{\text{syst}}$ $1.20 \pm 0.04_{\text{stat}} \pm 0.07_{\text{syst}}$
BABAR tagged [519]	$42.54 \pm 1.71_{\text{stat}} \pm 1.26_{\text{syst}}$ $42.3 \pm 1.9_{\text{stat}} \pm 1.0_{\text{syst}}$	$1.200 \pm 0.088_{\text{stat}} \pm 0.043_{\text{syst}}$ $1.20 \pm 0.09_{\text{stat}} \pm 0.04_{\text{syst}}$
<b>Average</b>	<b><math>41.53 \pm 0.44_{\text{stat}} \pm 0.88_{\text{syst}}</math></b>	<b><math>1.129 \pm 0.024_{\text{stat}} \pm 0.023_{\text{syst}}</math></b>

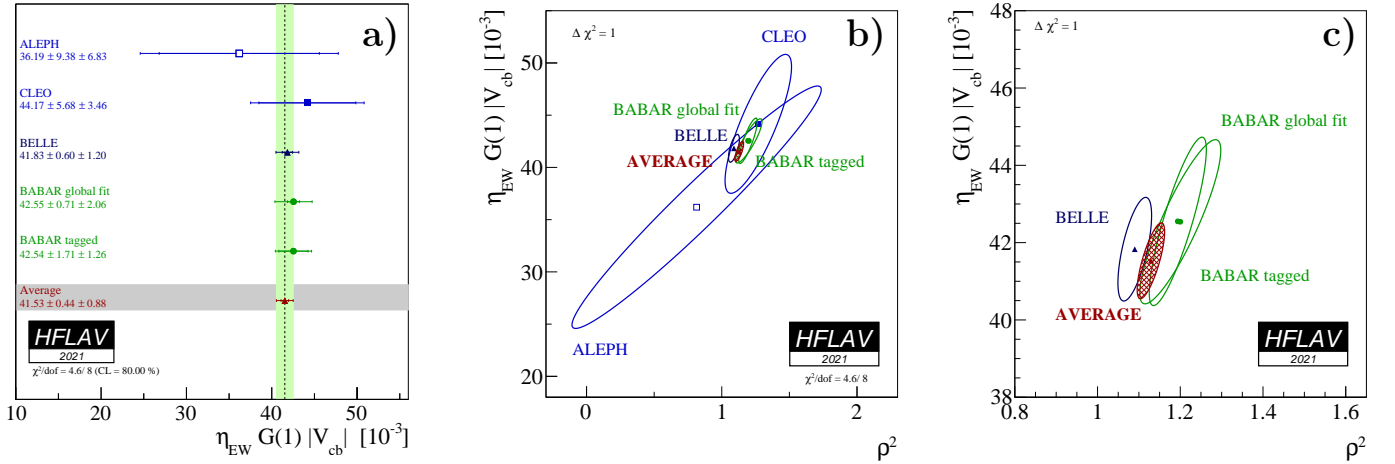


Figure 52: Illustration of (a) the average and (b) dependence of  $\eta_{EW}\mathcal{G}(w)|V_{cb}|$  on  $\rho^2$ . The error ellipses correspond to  $\Delta\chi^2 = 1$  (CL=39%). Figure (c) is a zoomed in view of the Belle and BaBar measurements.

where the first error combines the statistical and systematic uncertainties from the experimental measurement and the second is theoretical. This number is in excellent agreement with  $|V_{cb}|$  obtained from  $\bar{B} \rightarrow D^*\ell^-\bar{\nu}_\ell$  decays given in Eq. (182).

### Extraction of $|V_{cb}|$ based on the BGL form factor

A more general expression for the  $\bar{B} \rightarrow D\ell^-\bar{\nu}_\ell$  form factor is again BGL. If experimental

data on the  $w$  spectrum is available, a BGL fit allows to include available lattice QCD data at non-zero recoil  $w > 1$  [512, 521] to improve the extrapolation to the zero recoil point  $w = 1$ . A  $w$  spectrum of  $\bar{B} \rightarrow D\ell^-\bar{\nu}_\ell$  has been published by BaBar [519] and Belle [520]. As the BaBar result does not include the full error matrix of the  $w$  spectrum, we refrain from performing a combined BGL fit at this point. In Ref. [520] the values of  $|V_{cb}|$  obtained by the CLN and BGL fits are consistent.

### 7.1.3 $B_s^0 \rightarrow D_s^{(*)-}\mu^+\nu_\mu$

LHCb has recently extracted  $|V_{cb}|$  from semileptonic  $B_s^0$  decays for the first time [522]. The measurement uses both  $B_s^0 \rightarrow D_s^-\mu^+\nu_\mu$  and  $B_s^0 \rightarrow D_s^{*-}\mu^+\nu_\mu$  decays using  $3\text{ fb}^{-1}$  collected in 2011 and 2012. The value of  $|V_{cb}|$  is determined from the observed yields of  $B_s^0$  decays normalized to those of  $B^0$  decays after correcting for the relative reconstruction and selection efficiencies, and considering the known relative  $B_s^0$  and  $B^0$  fragmentation fractions,  $f_s/f_d$ , in the LHCb acceptance.

The normalization channels are  $B^0 \rightarrow D^-\mu^+\nu_\mu$  and  $B^0 \rightarrow D^{*-}\mu^+\nu_\mu$  decays. One of the key features of the analysis is that the  $D^-$  is reconstructed with the same decay mode of the  $D_s$  ( $D_{(s)}^- \rightarrow [K^+K^-]_\phi\pi^-$ ). With this choice the signal and the reference channels have the same particles in the final state and this minimizes the systematic uncertainties.

The shape of the form factors are extracted as well, exploiting the kinematic variable  $p_\perp(D_s)$ , which is the component of the  $D_s^-$  momentum perpendicular to the  $B_s^0$  flight direction. This variable is highly correlated with  $q^2$  and also slightly correlated with the helicity angles in the  $B_s^0 \rightarrow D_s^{*-}\mu^+\nu_\mu$  decay. The  $D_s^{*-}$  is not explicitly reconstructed, but its contribution is disentangled kinematically from the  $D_s^-$ .

For the  $B_s^0 \rightarrow D_s^-\mu^+\nu_\mu$  decay,  $|V_{cb}|$  is connected with the measured ratio of signal yields,  $N_{\text{sig}}$ , and the normalization channel yields,  $N_{\text{ref}}$ , through the relation

$$\frac{N_{\text{sig}}}{N_{\text{ref}}} = \mathcal{K}\tau_s \int \frac{d\Gamma(B_s^0 \rightarrow D_s^-\mu^+\nu_\mu)}{dw} dw$$

where  $\tau_s$  is the  $B_s^0$  lifetime, and the constant  $\mathcal{K}$  depends on the external inputs as

$$\mathcal{K} = \xi \frac{f_s \mathcal{B}(D_s^- \rightarrow K^+K^-\pi^-)}{f_d \mathcal{B}(D^- \rightarrow K^+K^-\pi^-)} \frac{1}{\mathcal{B}(B^0 \rightarrow D^-\mu^+\nu_\mu)}$$

where  $\xi$  is the efficiency ratio between the signal and the normalization. In the analogous expression for the  $B_s^0 \rightarrow D_s^{*-}\mu^+\nu_\mu$  decay, the integral of the decay width is done on the variables  $(w, \cos\theta_\ell, \cos\theta_V, \chi)$ , and there is an explicit dependence on the branching fraction of the  $D^{*-} \rightarrow D^-\pi^0$  decay. The analysis takes advantage of the recent results from lattice on the  $B_s^0 \rightarrow D_s^-$  and  $B_s^0 \rightarrow D_s^{*-}$  form factor calculations. In particular for the  $B_s^0 \rightarrow D_s^{*-}$  only the calculations at zero recoil,  $h_{A1}^{B_s}(1)$  from Ref. [523] is used. For the  $B_s^0 \rightarrow D_s^-\mu^+\nu_\mu$  decay, the very recent calculation of the  $B_s^0 \rightarrow D_s^-$  form factors performed in the full  $w$ -range [524] are used.

In this analysis both the CLN parameterization and a 5-parameter version of BGL have been used. The results of the form factors are affected by large statistical uncertainty, but are consistent with the results from the  $B$  decays. The result for  $|V_{cb}|$ , updated with the most recent determination of  $f_s/f_d$  and  $\mathcal{B}(D_s^- \rightarrow K^+K^-\pi^-)$  from Ref. [525], are

$$\begin{aligned} |V_{cb}|_{\text{CLN}} &= (40.8 \pm 0.6 \pm 0.9 \pm 1.1) \times 10^{-3}, \\ |V_{cb}|_{\text{BGL}} &= (41.7 \pm 0.8 \pm 0.9 \pm 1.1) \times 10^{-3}, \end{aligned} \tag{193}$$

where the first uncertainty is statistical, the second systematic and the third due to the limited knowledge of the external inputs, in particular the constant  $f_s/f_d \times \mathcal{B}(D_s^- \rightarrow K^+ K^- \pi^-)$ . The results obtained are in agreement with the exclusive determinations of  $|V_{cb}|$  using the  $B^0$  and  $B^+$  decays.

#### 7.1.4 $\bar{B} \rightarrow D^{(*)} \pi \ell^- \bar{\nu}_\ell$

The average inclusive branching fractions for  $\bar{B} \rightarrow D^{(*)} \pi \ell^- \bar{\nu}_\ell$  decays, where no constraint is applied to the mass of the  $D^{(*)} \pi$  system, are determined by the combination of the results provided in Table 73 for  $\bar{B}^0 \rightarrow D^0 \pi^+ \ell^- \bar{\nu}_\ell$ ,  $\bar{B}^0 \rightarrow D^{*0} \pi^+ \ell^- \bar{\nu}_\ell$ ,  $B^- \rightarrow D^+ \pi^- \ell^- \bar{\nu}_\ell$ , and  $B^- \rightarrow D^{*+} \pi^- \ell^- \bar{\nu}_\ell$  decays. For the  $\bar{B}^0 \rightarrow D^0 \pi^+ \ell^- \bar{\nu}_\ell$  decays a veto to reject the  $D^{*+} \rightarrow D^0 \pi^+$  decays is applied. The measurements included in the average are scaled to a consistent set of input parameters and their uncertainties. For both the BABAR and Belle results, the  $B$  semileptonic signal yields are extracted from a fit to the missing mass squared distribution for a sample of fully reconstructed  $B\bar{B}$  events. Figure 53 shows the measurements and the resulting average for the four decay modes.

Table 73: Averages of the  $B \rightarrow D^{(*)} \pi \ell^- \bar{\nu}_\ell$  branching fractions and individual results.

Experiment	$\mathcal{B}(B^- \rightarrow D^+ \pi^- \ell^- \bar{\nu}_\ell)[\%]$ (rescaled)	$\mathcal{B}(B^- \rightarrow D^+ \pi^- \ell^- \bar{\nu}_\ell)[\%]$ (published)
Belle [526]	$0.455 \pm 0.027_{\text{stat}} \pm 0.035_{\text{syst}}$	$0.455 \pm 0.027_{\text{stat}} \pm 0.039_{\text{syst}}$
BABAR [503]	$0.405 \pm 0.060_{\text{stat}} \pm 0.031_{\text{syst}}$	$0.42 \pm 0.06_{\text{stat}} \pm 0.03_{\text{syst}}$
<b>Average</b>	<b><math>0.440 \pm 0.025 \pm 0.027</math></b>	<b><math>\chi^2/\text{dof} = 0.387</math> (CL=53.4%)</b>
Experiment	$\mathcal{B}(B^- \rightarrow D^{*+} \pi^- \ell^- \bar{\nu}_\ell)[\%]$ (rescaled)	$\mathcal{B}(B^- \rightarrow D^{*+} \pi^- \ell^- \bar{\nu}_\ell)[\%]$ (published)
Belle [526]	$0.603 \pm 0.043_{\text{stat}} \pm 0.039_{\text{syst}}$	$0.604 \pm 0.043_{\text{stat}} \pm 0.038_{\text{syst}}$
BABAR [503]	$0.567 \pm 0.050_{\text{stat}} \pm 0.045_{\text{syst}}$	$0.59 \pm 0.05_{\text{stat}} \pm 0.04_{\text{syst}}$
<b>Average</b>	<b><math>0.587 \pm 0.033 \pm 0.029</math></b>	<b><math>\chi^2/\text{dof} = 0.171</math> (CL=67.9%)</b>
Experiment	$\mathcal{B}(\bar{B}^0 \rightarrow D^0 \pi^+ \ell^- \bar{\nu}_\ell)[\%]$ (rescaled)	$\mathcal{B}(\bar{B}^0 \rightarrow D^0 \pi^+ \ell^- \bar{\nu}_\ell)[\%]$ (published)
Belle [526]	$0.405 \pm 0.036_{\text{stat}} \pm 0.043_{\text{syst}}$	$0.405 \pm 0.036_{\text{stat}} \pm 0.041_{\text{syst}}$
BABAR [503]	$0.406 \pm 0.080_{\text{stat}} \pm 0.035_{\text{syst}}$	$0.43 \pm 0.08_{\text{stat}} \pm 0.03_{\text{syst}}$
<b>Average</b>	<b><math>0.405 \pm 0.033 \pm 0.034</math></b>	<b><math>\chi^2/\text{dof} = 0.0002</math> (CL=99.0%)</b>
Experiment	$\mathcal{B}(\bar{B}^0 \rightarrow D^{*0} \pi^+ \ell^- \bar{\nu}_\ell)[\%]$ (rescaled)	$\mathcal{B}(\bar{B}^0 \rightarrow D^{*0} \pi^+ \ell^- \bar{\nu}_\ell)[\%]$ (published)
Belle [526]	$0.646 \pm 0.053_{\text{stat}} \pm 0.062_{\text{syst}}$	$0.646 \pm 0.053_{\text{stat}} \pm 0.052_{\text{syst}}$
BABAR [503]	$0.461 \pm 0.081_{\text{stat}} \pm 0.044_{\text{syst}}$	$0.48 \pm 0.08_{\text{stat}} \pm 0.04_{\text{syst}}$
<b>Average</b>	<b><math>0.564 \pm 0.044 \pm 0.042</math></b>	<b><math>\chi^2/\text{dof} = 2.28</math> (CL=13.1%)</b>

#### 7.1.5 $\bar{B} \rightarrow D^{**} \ell^- \bar{\nu}_\ell$

In this section we report results on  $\bar{B} \rightarrow D^{**} \ell^- \bar{\nu}_\ell$  decays, where  $D^{**}$  here denotes the lightest excited charm mesons above the  $D$  and  $D^*$  states. According to Heavy Quark Symmetry (HQS) [527], the  $D^*$  mesons with a charm and anti-quark with relative angular momentum  $L = 1$ , form one doublet of states with angular momentum  $j \equiv s_q + L = 3/2$  [ $D_1(2420)$ ,  $D_2^*(2460)$ ]

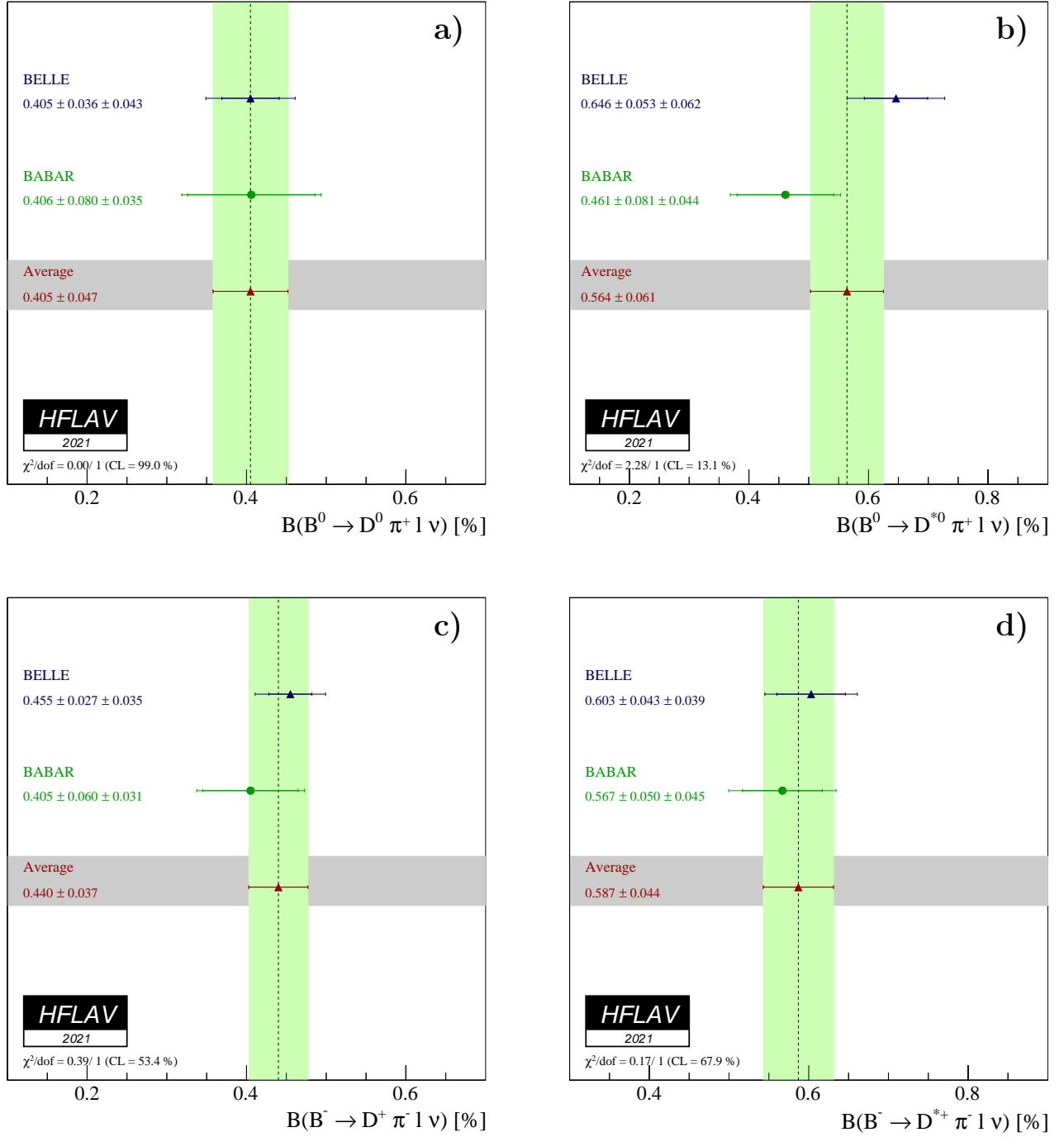


Figure 53: Average branching fraction of exclusive semileptonic  $B$  decays (a)  $\overline{B}^0 \rightarrow D^0 \pi^+ \ell^- \bar{\nu}_\ell$ , (b)  $\overline{B}^0 \rightarrow D^{*0} \pi^+ \ell^- \bar{\nu}_\ell$ , (c)  $B^- \rightarrow D^+ \pi^- \ell^- \bar{\nu}_\ell$ , and (d)  $B^- \rightarrow D^{*+} \pi^- \ell^- \bar{\nu}_\ell$ . The corresponding individual results are also shown.

and another doublet with  $j = 1/2$  [ $D_0^*(2400), D_1'(2430)$ ], where  $s_q$  is the light quark spin <sup>31</sup>.

<sup>31</sup>At present only these  $L = 1$  orbital excited states have been observed in the semileptonic  $B$  meson decays, but in principle also radial  $2S$  excitation and states with  $L = 2, 3$ , observed in fully hadronic  $B$  decays, could

Parity and angular momentum conservation constrain the decays allowed for each state. The  $D_1$  and  $D_2^*$  states decay predominantly via D-wave to  $D^*\pi$  and  $D^{(*)}\pi$ , respectively, and have small decay widths, while the  $D_0^*$  and  $D_1'$  states decay via S-wave to  $D\pi$  and  $D^*\pi$  and are very broad. For the narrow states, the averages are determined by the combination of the results provided in Table 74 and 75 for  $\mathcal{B}(B^- \rightarrow D_1^0 \ell^- \bar{\nu}_\ell) \times \mathcal{B}(D_1^0 \rightarrow D^{*+} \pi^-)$  and  $\mathcal{B}(B^- \rightarrow D_2^0 \ell^- \bar{\nu}_\ell) \times \mathcal{B}(D_2^0 \rightarrow D^{*+} \pi^-)$ . For the broad states, the averages are determined by the combination of the results provided in Table 76 and 77 for  $\mathcal{B}(B^- \rightarrow D_1^0 \ell^- \bar{\nu}_\ell) \times \mathcal{B}(D_1^0 \rightarrow D^{*+} \pi^-)$  and  $\mathcal{B}(B^- \rightarrow D_0^{*0} \ell^- \bar{\nu}_\ell) \times \mathcal{B}(D_0^{*0} \rightarrow D^{*+} \pi^-)$ . The measurements are scaled to a consistent set of input parameters and their uncertainties. The results are reported for  $B^-$ , and when measurements for both  $B^0$  and  $B^-$  are available, the combination assumes the isospin symmetry. It is worth noticing that, while the results for the narrow resonances and the  $D_0^*$  are consistent between the various experiments, the available measurements for  $B^- \rightarrow D_1^0 \ell^- \bar{\nu}_\ell$  obtained by *BABAR* [528], Belle [529] and DELPHI [530], are not compatible. In particular Belle did not observed a significant  $B^- \rightarrow D_1^0 \ell^- \bar{\nu}_\ell$  contribution and put an upper limit on the presence of the  $D_1^0$  state.

For both the B-factory and the LEP and Tevatron results, the  $B$  semileptonic signal yields are extracted from a fit to the invariant mass distribution of the  $D^{(*)+} \pi^-$  system. The LEP and Tevatron measurements are for the inclusive decays  $\bar{B} \rightarrow D^{**}(D^* \pi^-) X \ell^- \bar{\nu}_\ell$ . In the average with the results from the B-Factories, we use these measurements assuming that no particles are left in the  $X$  system. The *BABAR* tagged analysis of  $\bar{B} \rightarrow D_2^* \ell^- \bar{\nu}_\ell$  was performed selecting  $D_2^* \rightarrow D\pi$  decays. The *BABAR* result reported in Table 75 is translated in a branching fraction for the  $D_2^* \rightarrow D^* \pi$  decay mode assuming  $\mathcal{B}(D_2^* \rightarrow D\pi)/\mathcal{B}(D_2^* \rightarrow D^* \pi) = 1.52 \pm 0.14$  [9]. Figure 54 and 55 show the measurements and the resulting averages.

Table 74: Published and rescaled individual measurements and their averages for the branching fraction  $\mathcal{B}(B^- \rightarrow D_1^0 \ell^- \bar{\nu}_\ell) \times \mathcal{B}(D_1^0 \rightarrow D^{*+} \pi^-)$ .

Experiment	$\mathcal{B}(B^- \rightarrow D_1^0(D^{*+} \pi^-) \ell^- \bar{\nu}_\ell)[\%]$ (rescaled)	$\mathcal{B}(B^- \rightarrow D_1^0(D^{*+} \pi^-) \ell^- \bar{\nu}_\ell)[\%]$ (published)
ALEPH [531]	$0.436 \pm 0.098_{\text{stat}} \pm 0.067_{\text{syst}}$	$0.47 \pm 0.10_{\text{stat}} \pm 0.07_{\text{syst}}$
OPAL [532]	$0.553 \pm 0.210_{\text{stat}} \pm 0.100_{\text{syst}}$	$0.70 \pm 0.21_{\text{stat}} \pm 0.10_{\text{syst}}$
CLEO [533]	$0.345 \pm 0.085_{\text{stat}} \pm 0.056_{\text{syst}}$	$0.373 \pm 0.085_{\text{stat}} \pm 0.057_{\text{syst}}$
D0 [534]	$0.214 \pm 0.018_{\text{stat}} \pm 0.035_{\text{syst}}$	$0.219 \pm 0.018_{\text{stat}} \pm 0.035_{\text{syst}}$
Belle Tagged $B^-$ [529]	$0.430 \pm 0.070_{\text{stat}} \pm 0.059_{\text{syst}}$	$0.42 \pm 0.07_{\text{stat}} \pm 0.07_{\text{syst}}$
Belle Tagged $B^0$ [529]	$0.593 \pm 0.200_{\text{stat}} \pm 0.076_{\text{syst}}$	$0.42 \pm 0.07_{\text{stat}} \pm 0.07_{\text{syst}}$
<i>BABAR</i> Tagged [528]	$0.273 \pm 0.030_{\text{stat}} \pm 0.029_{\text{syst}}$	$0.29 \pm 0.03_{\text{stat}} \pm 0.03_{\text{syst}}$
<i>BABAR</i> Untagged $B^-$ [535]	$0.289 \pm 0.017_{\text{stat}} \pm 0.016_{\text{syst}}$	$0.30 \pm 0.02_{\text{stat}} \pm 0.02_{\text{syst}}$
<i>BABAR</i> Untagged $B^0$ [535]	$0.277 \pm 0.026_{\text{stat}} \pm 0.023_{\text{syst}}$	$0.30 \pm 0.02_{\text{stat}} \pm 0.02_{\text{syst}}$
<b>Average</b>	<b><math>0.277 \pm 0.010 \pm 0.015</math></b>	<b><math>\chi^2/\text{dof} = 11.9/8</math> (CL=15.5%)</b>

---

contribute to semileptonic decays.

Table 75: Published and rescaled individual measurements and their averages for  $\mathcal{B}(B^- \rightarrow D_2^0 \ell^- \bar{\nu}_\ell) \times \mathcal{B}(D_2^0 \rightarrow D^{*+} \pi^-)$ .

Experiment	$\mathcal{B}(B^- \rightarrow D_2^0(D^{*+} \pi^-) \ell^- \bar{\nu}_\ell)[\%]$ (rescaled)	$\mathcal{B}(B^- \rightarrow D_2^0(D^{*+} \pi^-) \ell^- \bar{\nu}_\ell)[\%]$ (published)
CLEO [533]	$0.055 \pm 0.066_{\text{stat}} \pm 0.011_{\text{syst}}$	$0.059 \pm 0.066_{\text{stat}} \pm 0.011_{\text{syst}}$
D0 [534]	$0.086 \pm 0.018_{\text{stat}} \pm 0.020_{\text{syst}}$	$0.088 \pm 0.018_{\text{stat}} \pm 0.020_{\text{syst}}$
Belle tagged [529]	$0.184 \pm 0.060_{\text{stat}} \pm 0.025_{\text{syst}}$	$0.18 \pm 0.06_{\text{stat}} \pm 0.03_{\text{syst}}$
BABAR tagged [528]	$0.076 \pm 0.013_{\text{stat}} \pm 0.009_{\text{syst}}$	$0.078 \pm 0.013_{\text{stat}} \pm 0.010_{\text{syst}}$
BABAR untagged $B^-$ [535]	$0.087 \pm 0.009_{\text{stat}} \pm 0.007_{\text{syst}}$	$0.087 \pm 0.013_{\text{stat}} \pm 0.007_{\text{syst}}$
BABAR untagged $B^0$ [535]	$0.065 \pm 0.010_{\text{stat}} \pm 0.004_{\text{syst}}$	$0.087 \pm 0.013_{\text{stat}} \pm 0.007_{\text{syst}}$
<b>Average</b>	<b><math>0.077 \pm 0.006 \pm 0.004</math></b>	<b><math>\chi^2/\text{dof} = 5.34/5</math> (CL=<b>37.6%</b>)</b>

Table 76: Published and rescaled individual measurements and their averages for  $\mathcal{B}(B^- \rightarrow D_1^0 \ell^- \bar{\nu}_\ell) \times \mathcal{B}(D_1^0 \rightarrow D^{*+} \pi^-)$ .

Experiment	$\mathcal{B}(B^- \rightarrow D_1^0(D^{*+} \pi^-) \ell^- \bar{\nu}_\ell)[\%]$ (rescaled)	$\mathcal{B}(B^- \rightarrow D_1^0(D^{*+} \pi^-) \ell^- \bar{\nu}_\ell)[\%]$ (published)
DELPHI [530]	$0.69 \pm 0.17_{\text{stat}} \pm 0.18_{\text{syst}}$	$0.83 \pm 0.17_{\text{stat}} \pm 0.18_{\text{syst}}$
Belle [529]	$-0.03 \pm 0.06_{\text{stat}} \pm 0.07_{\text{syst}}$	$-0.03 \pm 0.06_{\text{stat}} \pm 0.07_{\text{syst}}$
BABAR [528]	$0.25 \pm 0.04_{\text{stat}} \pm 0.05_{\text{syst}}$	$0.27 \pm 0.04_{\text{stat}} \pm 0.05_{\text{syst}}$
<b>Average</b>	<b><math>0.19 \pm 0.03 \pm 0.04</math></b>	<b><math>\chi^2/\text{dof} = 11.1/2</math> (CL=<b>0.38%</b>)</b>

Table 77: Published and rescaled individual measurements and their averages for  $\mathcal{B}(B^- \rightarrow D_0^{*0} \ell^- \bar{\nu}_\ell) \times \mathcal{B}(D_0^{*0} \rightarrow D^+ \pi^-)$ .

Experiment	$\mathcal{B}(B^- \rightarrow D_0^{*0}(D^+ \pi^-) \ell^- \bar{\nu}_\ell)[\%]$ (rescaled)	$\mathcal{B}(B^- \rightarrow D_0^{*0}(D^+ \pi^-) \ell^- \bar{\nu}_\ell)[\%]$ (published)
Belle Tagged $B^-$ [529]	$0.25 \pm 0.04_{\text{stat}} \pm 0.06_{\text{syst}}$	$0.24 \pm 0.04_{\text{stat}} \pm 0.06_{\text{syst}}$
Belle Tagged $B^0$ [529]	$0.23 \pm 0.08_{\text{stat}} \pm 0.06_{\text{syst}}$	$0.24 \pm 0.04_{\text{stat}} \pm 0.06_{\text{syst}}$
BABAR Tagged [528]	$0.31 \pm 0.04_{\text{stat}} \pm 0.05_{\text{syst}}$	$0.26 \pm 0.05_{\text{stat}} \pm 0.04_{\text{syst}}$
<b>Average</b>	<b><math>0.28 \pm 0.03 \pm 0.04</math></b>	<b><math>\chi^2/\text{dof} = 0.65/2</math> (CL=<b>72.0%</b>)</b>

## 7.2 Inclusive CKM-favored decays

### 7.2.1 Global analysis of $\bar{B} \rightarrow X_c \ell^- \bar{\nu}_\ell$

The semileptonic decay width  $\Gamma(\bar{B} \rightarrow X_c \ell^- \bar{\nu}_\ell)$  has been calculated in the framework of the operator production expansion (OPE) [36–38]. The result is a double-expansion in  $\Lambda_{\text{QCD}}/m_b$  and  $\alpha_s$ , which depends on a number of non-perturbative parameters. These parameters describe

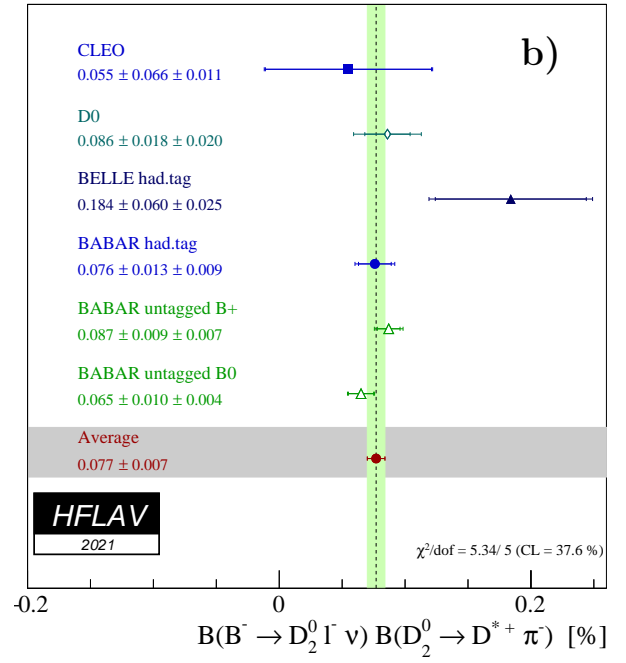
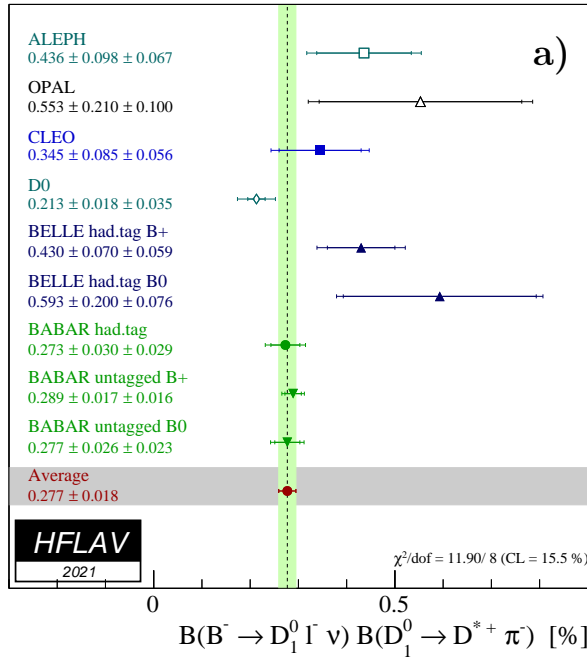


Figure 54: Rescaled individual measurements and their averages for (a)  $\mathcal{B}(B^- \rightarrow D_1^0 \ell^- \bar{\nu}_\ell) \times \mathcal{B}(D_1^0 \rightarrow D^{*+} \pi^-)$  and (b)  $\mathcal{B}(B^- \rightarrow D_2^0 \ell^- \bar{\nu}_\ell) \times \mathcal{B}(D_2^0 \rightarrow D^{*+} \pi^-)$ .

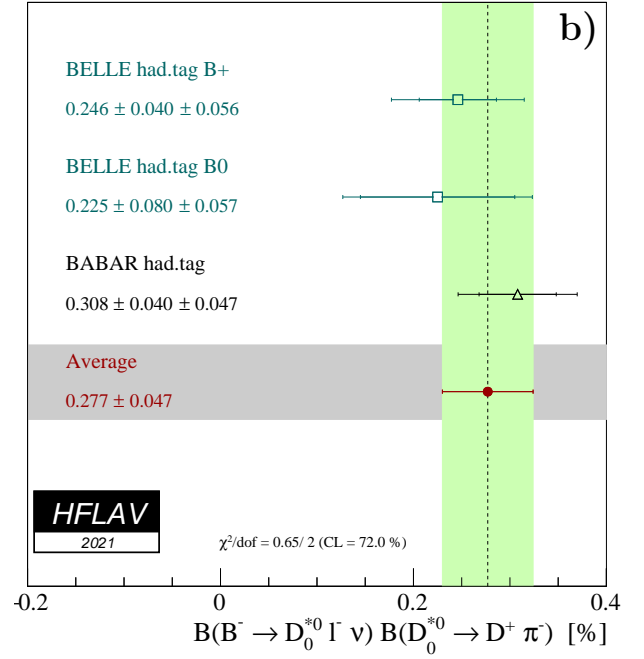
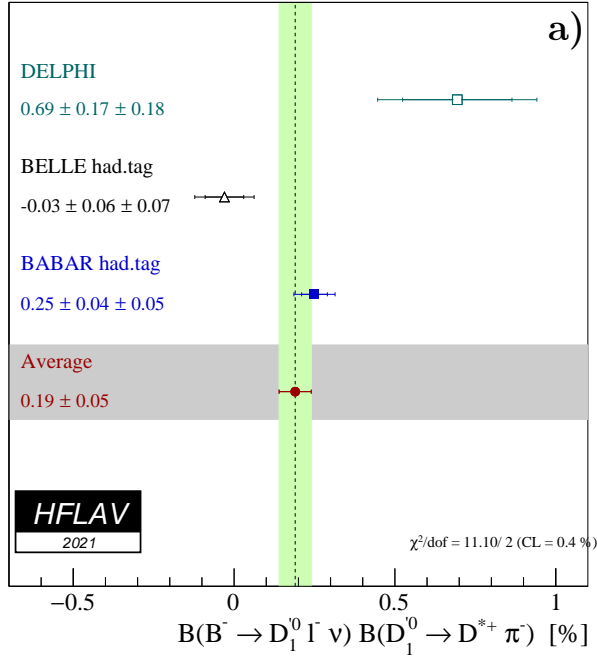


Figure 55: Rescaled individual measurements and their averages for (a)  $\mathcal{B}(B^- \rightarrow D_1^0 \ell^- \bar{\nu}_\ell) \times \mathcal{B}(D_1^0 \rightarrow D^{*+} \pi^-)$  and (b)  $\mathcal{B}(B^- \rightarrow D_0^{*0} \ell^- \bar{\nu}_\ell) \times \mathcal{B}(D_0^{*0} \rightarrow D^+ \pi^-)$ .

the dynamics of the  $b$ -quark inside the  $B$  hadron and can be measured using observables in  $\overline{B} \rightarrow X_c \ell^- \bar{\nu}_\ell$  decays, such as the moments of the lepton energy and the hadronic mass spectrum.

Two renormalization schemes are commonly used to define the  $b$ -quark mass and other theoretical quantities: the kinetic [536–539] and the 1S [540] schemes. Independent sets of theoretical expressions are available for each, with several non-perturbative parameters. The non-perturbative parameters in the kinetic scheme are: the quark masses  $m_b$  and  $m_c$ ,  $\mu_\pi^2$  and  $\mu_G^2$  at  $O(1/m_b^2)$ , and  $\rho_D^3$  and  $\rho_{LS}^3$  at  $O(1/m_b^3)$ . In the 1S scheme, the parameters are:  $m_b$ ,  $\lambda_1$  at  $O(1/m_b^2)$ , and  $\rho_1$ ,  $\tau_1$ ,  $\tau_2$  and  $\tau_3$  at  $O(1/m_b^3)$ . Note that the numerical values of the kinetic and 1S  $b$ -quark masses cannot be compared without converting them to the same renormalization scheme.

We use two sets of inclusive observables in  $\overline{B} \rightarrow X_c \ell^- \bar{\nu}_\ell$  decays to constrain OPE parameters: the moments of the hadronic system effective mass  $\langle M_X^n \rangle$  of order  $n = 2, 4, 6$ , and the moments of the charged lepton momentum  $\langle E_\ell^n \rangle$  of order  $n = 0, 1, 2, 3$ . Moments are determined for different values of  $E_{\text{cut}}$ , the lower limit on the lepton momentum. Moments derived from the same spectrum with different value of  $E_{\text{cut}}$  are highly correlated. The list of measurements used in our analysis is given in Table 78. The only external input is the average lifetime  $\tau_B$  of neutral and charged  $B$  mesons, taken to be  $(1.579 \pm 0.004)$  ps (see chapter 5).

Table 78: Experimental inputs used in the global analysis of  $\overline{B} \rightarrow X_c \ell^- \bar{\nu}_\ell$ .  $n$  is the order of the moment,  $c$  is the threshold value of the lepton momentum in GeV. In total, there are 23 measurements from *BABAR*, 15 measurements from *Belle* and 12 from other experiments.

Experiment	Hadron moments $\langle M_X^n \rangle$	Lepton moments $\langle E_\ell^n \rangle$
<i>BABAR</i>	$n = 2, c = 0.9, 1.1, 1.3, 1.5$ $n = 4, c = 0.8, 1.0, 1.2, 1.4$ $n = 6, c = 0.9, 1.3$ [541]	$n = 0, c = 0.6, 1.2, 1.5$ $n = 1, c = 0.6, 0.8, 1.0, 1.2, 1.5$ $n = 2, c = 0.6, 1.0, 1.5$ $n = 3, c = 0.8, 1.2$ [541, 542]
<i>Belle</i>	$n = 2, c = 0.7, 1.1, 1.3, 1.5$ $n = 4, c = 0.7, 0.9, 1.3$ [543]	$n = 0, c = 0.6, 1.4$ $n = 1, c = 1.0, 1.4$ $n = 2, c = 0.6, 1.4$ $n = 3, c = 0.8, 1.2$ [544]
CDF	$n = 2, c = 0.7$ $n = 4, c = 0.7$ [545]	
CLEO	$n = 2, c = 1.0, 1.5$ $n = 4, c = 1.0, 1.5$ [546]	
DELPHI	$n = 2, c = 0.0$ $n = 4, c = 0.0$ $n = 6, c = 0.0$ [530]	$n = 1, c = 0.0$ $n = 2, c = 0.0$ $n = 3, c = 0.0$ [530]

In the kinetic and 1S schemes, the moments in  $\overline{B} \rightarrow X_c \ell^- \bar{\nu}_\ell$  are not sufficient to determine the  $b$ -quark mass precisely. In the kinetic scheme analysis, only a combination of  $m_b$  and  $m_c$  is well determined and we constrain the  $c$ -quark mass (defined in the  $\overline{\text{MS}}$  scheme) to the value of



2863 Ref. [547],

$$m_c^{\overline{\text{MS}}}(3 \text{ GeV}) = 0.986 \pm 0.013 \text{ GeV} \quad (194)$$

2864 to pinpoint  $m_b$ . In the 1S scheme analysis, the  $b$ -quark mass is constrained by measurements  
2865 of the photon energy moments in  $B \rightarrow X_s \gamma$  [548–551].

### 2866 7.2.2 Analysis in the kinetic scheme

2867 We obtain  $|V_{cb}|$  and the six non-perturbative parameters mentioned above with a fit that follows  
2868 closely the procedure described in Ref. [552] and relies on the calculations of the lepton energy  
2869 and hadronic mass moments in  $\overline{B} \rightarrow X_c \ell^- \overline{\nu}_\ell$  decays described in Ref. [538, 539]. The detailed  
2870 fit result and the matrix of the correlation coefficients is given in Table 79. Projections of the fit  
2871 onto the lepton energy and hadronic mass moments are shown in Figs. 56 and 57, respectively.  
2872 The result in terms of the main parameters is

$$|V_{cb}| = (42.19 \pm 0.78) \times 10^{-3} , \quad (195)$$

$$m_b^{\text{kin}} = 4.554 \pm 0.018 \text{ GeV} , \quad (196)$$

$$\mu_\pi^2 = 0.464 \pm 0.076 \text{ GeV}^2 , \quad (197)$$

2873 with a  $\chi^2$  of 15.6 for 43 degrees of freedom. The scale  $\mu$  of the quantities in the kinetic scheme  
is 1 GeV.

Table 79: Fit result in the kinetic scheme, using a precise  $c$ -quark mass constraint. The error matrix of the fit contains experimental and theoretical contributions. In the lower part of the table, the correlation matrix of the parameters is given. The scale  $\mu$  of the quantities in the kinematic scheme is 1 GeV.

	$ V_{cb}  [10^{-3}]$	$m_b^{\text{kin}} [\text{GeV}]$	$m_c^{\overline{\text{MS}}} [\text{GeV}]$	$\mu_\pi^2 [\text{GeV}^2]$	$\rho_D^3 [\text{GeV}^3]$	$\mu_G^2 [\text{GeV}^2]$	$\rho_{LS}^3 [\text{GeV}^3]$
value	42.19	4.554	0.987	0.464	0.169	0.333	−0.153
error	0.78	0.018	0.015	0.076	0.043	0.053	0.096
$ V_{cb} $	1.000	−0.257	−0.078	0.354	0.289	−0.080	−0.051
$m_b^{\text{kin}}$		1.000	0.769	−0.054	0.097	0.360	−0.087
$m_c^{\overline{\text{MS}}}$			1.000	−0.021	0.027	0.059	−0.013
$\mu_\pi^2$				1.000	0.732	0.012	0.020
$\rho_D^3$					1.000	−0.173	−0.123
$\mu_G^2$						1.000	0.066
$\rho_{LS}^3$							1.000

2874

2875 The inclusive  $\overline{B} \rightarrow X_c \ell^- \overline{\nu}_\ell$  branching fraction determined by this analysis is

$$\mathcal{B}(\overline{B} \rightarrow X_c \ell^- \overline{\nu}_\ell) = (10.65 \pm 0.16)\% . \quad (198)$$

2876 Including the branching fraction of charmless semileptonic decays (Sec. 7.4),  $\mathcal{B}(\overline{B} \rightarrow X_u \ell^- \overline{\nu}_\ell) =$   
2877  $(1.91 \pm 0.27) \times 10^{-3}$ , we obtain the semileptonic branching fraction,

$$\mathcal{B}(\overline{B} \rightarrow X \ell^- \overline{\nu}_\ell) = (10.84 \pm 0.16)\% . \quad (199)$$

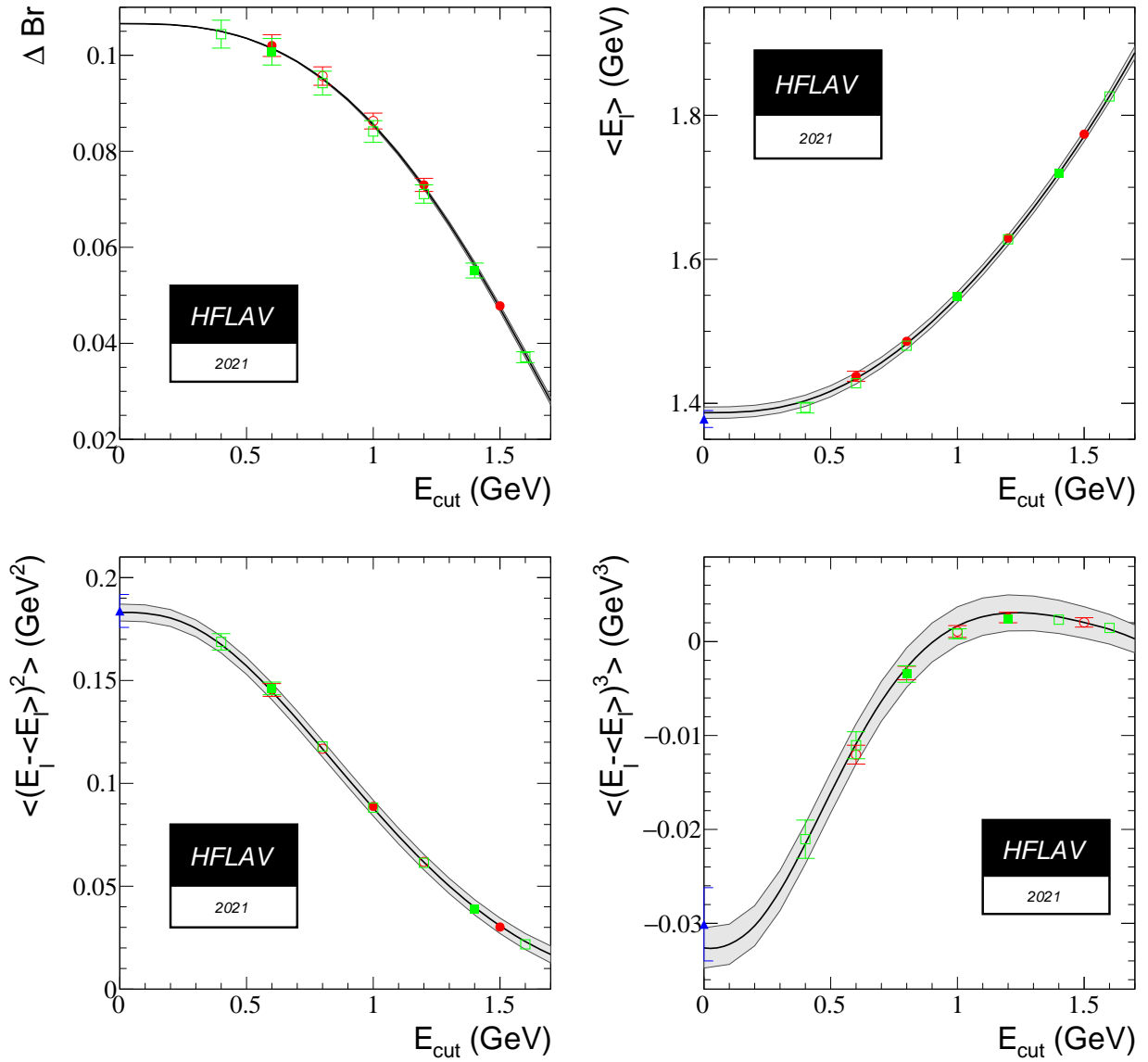


Figure 56: Fit to the inclusive partial semileptonic branching fractions and to the lepton energy moments in the kinetic mass scheme. In all plots, the grey band is the theory prediction with total theory error. *BABAR* data are shown by circles, Belle by squares and other experiments (DELPHI, CDF, CLEO) by triangles. Filled symbols mean that the point was used in the fit. Open symbols are measurements that were not used in the fit.

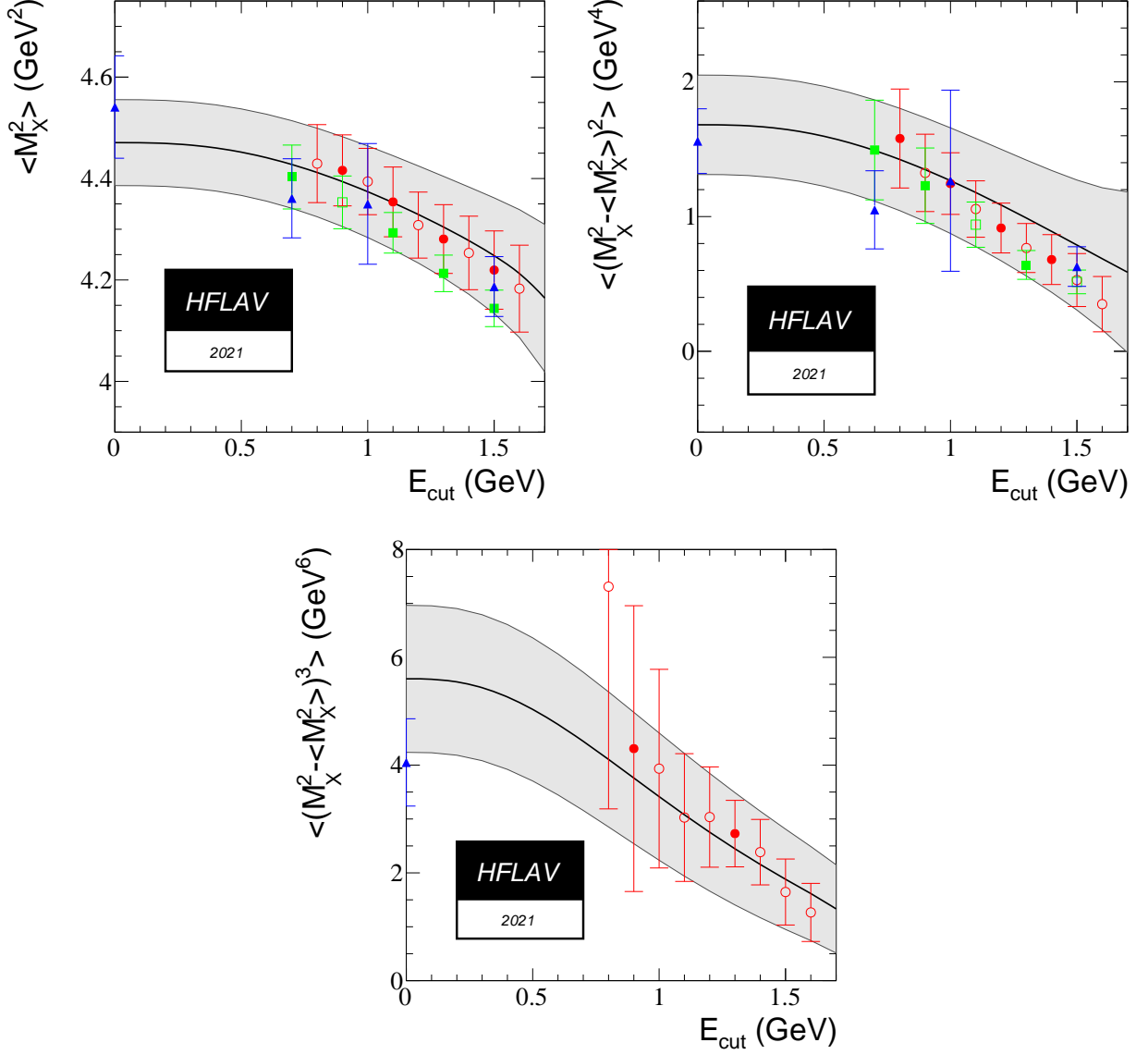


Figure 57: Same as Fig. 56 for the fit to the hadronic mass moments in the kinetic mass scheme.

### 7.2.3 Analysis in the 1S scheme

The fit relies on the same set of moment measurements and the calculations of the spectral moments described in Ref. [540]. The theoretical uncertainties are estimated as explained in Ref. [553]. No theory error correlations between different moments are assumed (except between identical moments, *i.e.*, moments with same values of  $n$  and  $c$ ). The detailed result of the fit using the  $B \rightarrow X_s \gamma$  constraint is given in Table 80. The result in terms of the main parameters is

$$|V_{cb}| = (41.98 \pm 0.45) \times 10^{-3} , \quad (200)$$

$$m_b^{1S} = 4.691 \pm 0.037 \text{ GeV} , \quad (201)$$

$$\lambda_1 = -0.362 \pm 0.067 \text{ GeV}^2 , \quad (202)$$

with a  $\chi^2$  of 23.0 for 59 degrees of freedom. We find a good agreement in the central values of  $|V_{cb}|$  between the kinetic and 1S scheme analyses. No conclusion should, however, be drawn regarding the uncertainties in  $|V_{cb}|$ , as the two approaches are not equivalent in the number of higher-order corrections that are included.

Table 80: Fit result in the 1S scheme, using  $B \rightarrow X_s \gamma$  moments as a constraint. In the lower part of the table, the correlation matrix of the parameters is given.

	$m_b^{1S}$ [GeV]	$\lambda_1$ [GeV <sup>2</sup> ]	$\rho_1$ [GeV <sup>3</sup> ]	$\tau_1$ [GeV <sup>3</sup> ]	$\tau_2$ [GeV <sup>3</sup> ]	$\tau_3$ [GeV <sup>3</sup> ]	$ V_{cb} $ [ $10^{-3}$ ]
value	4.691	−0.362	0.043	0.161	−0.017	0.213	41.98
error	0.037	0.067	0.048	0.122	0.062	0.102	0.45
$m_b^{1S}$	1.000	0.434	0.213	−0.058	−0.629	−0.019	−0.215
$\lambda_1$		1.000	−0.467	−0.602	−0.239	−0.547	−0.403
$\rho_1$			1.000	0.129	−0.624	0.494	0.286
$\tau_1$				1.000	0.062	−0.148	0.194
$\tau_2$					1.000	−0.009	−0.145
$\tau_3$						1.000	0.376
$ V_{cb} $							1.000

### 7.3 Exclusive CKM-suppressed decays

In this section, we give results on exclusive charmless semileptonic branching fractions and the determination of  $|V_{ub}|$  based on  $B \rightarrow \pi \ell \nu$  decays. The measurements are based on two different event selections: tagged events, in which the second  $B$  meson in the event is fully (or partially) reconstructed, and untagged events, for which the momentum of the undetected neutrino is inferred from measurements of the total momentum sum of the detected particles and the knowledge of the initial state.

The LHCb experiment has reported a direct measurement of  $|V_{ub}|/|V_{cb}|$  [554], reconstructing the  $\Lambda_b^0 \rightarrow p \mu \nu$  decays and normalizing the branching fraction to the  $\Lambda_b^0 \rightarrow \Lambda_c^+ (\rightarrow p K \pi) \mu \nu$  decays. Recently LHCb reported also a measurement of  $|V_{ub}|/|V_{cb}|$  [555] using  $B_s \rightarrow K \mu \nu$  decays normalized to  $B_s \rightarrow D_s \mu \nu$  in two separate bins of  $q^2$ . We show a combination of  $|V_{ub}|$  and  $|V_{cb}|$  using the LHCb constraints on  $|V_{ub}|/|V_{cb}|$ , the exclusive determination of  $|V_{ub}|$  from  $B \rightarrow \pi \ell \nu$ , and  $|V_{cb}|$  from  $B \rightarrow D^* \ell \nu$ ,  $B \rightarrow D \ell \nu$  and  $B \rightarrow D_s \mu \nu$ .

We also present branching fraction averages for  $B^0 \rightarrow \rho \ell^+ \nu$ ,  $B^+ \rightarrow \omega \ell^+ \nu$ ,  $B^+ \rightarrow \eta \ell^+ \nu$  and  $B^+ \rightarrow \eta' \ell^+ \nu$ . Using the available measurements of the partial branching fractions of  $B^0 \rightarrow \rho \ell^+ \nu$ ,  $B^+ \rightarrow \omega \ell^+ \nu$  decays, we also present for the first time the combined  $q^2$  spectrum for these two decays.

#### 7.3.1 $B \rightarrow \pi \ell \nu$ branching fraction and $q^2$ spectrum

We use the four most precise measurements of the differential  $B \rightarrow \pi \ell \nu$  decay rate as a function of the four-momentum transfer squared,  $q^2$ , from BABAR and Belle [556–559] to obtain an average  $q^2$  spectrum and an average for the total branching fraction. The measurements are

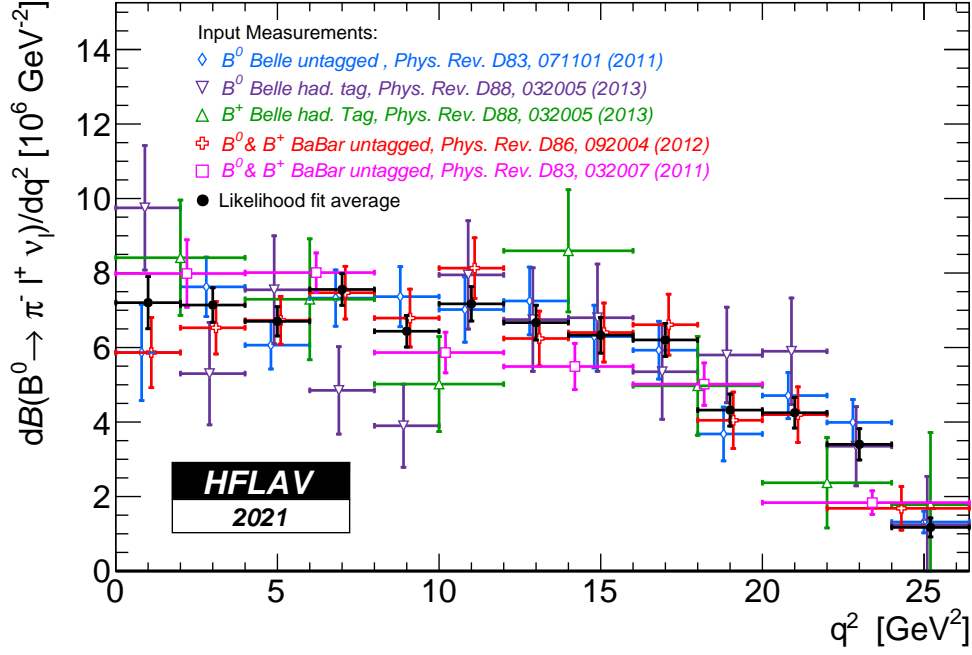


Figure 58: The  $B \rightarrow \pi \ell \nu$   $q^2$  spectrum measurements and the average spectrum obtained from the likelihood combination (shown in black).

presented in Fig. 58. From the two untagged *BABAR* analyses [558,559], the combined results for  $B^0 \rightarrow \pi^- \ell^+ \nu$  and  $B^+ \rightarrow \pi^0 \ell^+ \nu$  decays based on isospin symmetry are used. The hadronic-tag analysis by Belle [557] provides results for  $B^0 \rightarrow \pi^- \ell^+ \nu$  and  $B^+ \rightarrow \pi^0 \ell^+ \nu$  separately, but not for the combination of both channels. In the untagged analysis by Belle [556], only  $B^0 \rightarrow \pi^- \ell^+ \nu$  decays were measured. The experimental measurements use different binnings in  $q^2$ , but have matching bin edges, which allows them to be easily combined.

To arrive at an average  $q^2$  spectrum, a binned maximum-likelihood fit to determine the average partial branching fraction in each  $q^2$  interval is performed, differentiating between common and individual uncertainties and correlations for the various measurements. Shared sources of systematic uncertainty of all measurements are included in the likelihood as nuisance parameters constrained assuming Gaussian distributions. The most important shared sources of uncertainty are due to continuum subtraction, the number of  $B$ -meson pairs (only correlated among measurement by the same experiment), tracking efficiency (only correlated among measurements by the same experiment), uncertainties from modelling the  $b \rightarrow u \ell \bar{\nu}_\ell$  contamination, modelling of final state radiation, and contamination from  $b \rightarrow c \ell \bar{\nu}_\ell$  decays.

The averaged  $q^2$  spectrum is shown in Fig. 58. The probability of the average is computed as the  $\chi^2$  probability quantifying the agreement between the input spectra and the averaged spectrum and amounts to 6%. The partial branching fractions and the full covariance matrix obtained from the likelihood fit are given in Tables 81 and 82. The average for the total  $B^0 \rightarrow \pi^- \ell^+ \nu_\ell$  branching fraction is obtained by summing up the partial branching fractions:

$$\mathcal{B}(B^0 \rightarrow \pi^- \ell^+ \nu_\ell) = (1.50 \pm 0.02_{\text{stat}} \pm 0.06_{\text{syst}}) \times 10^{-4}. \quad (203)$$

Table 81: Partial  $B^0 \rightarrow \pi^- \ell^+ \nu_\ell$  branching fractions per  $\text{GeV}^2$  for the input measurements and the average obtained from the likelihood fit. The uncertainties are the combined statistical and systematic uncertainties.

$\Delta q^2$ [GeV <sup>2</sup> ]	$\Delta\mathcal{B}(B^0 \rightarrow \pi^- \ell^+ \nu_\ell)/\Delta q^2$ [10 <sup>-7</sup> ]					
	Belle untagged ( $B^0$ )	Belle tagged ( $B^0$ )	Belle tagged ( $B^+$ )	$BABAR$ untagged ( $B^{0,+}$ , 12 bins)	$BABAR$ untagged ( $B^{0,+}$ , 6 bins)	Average
0 – 2	$58.7 \pm 12.9$	$97.5 \pm 16.7$	$84.1 \pm 15.5$	$58.7 \pm 9.4$	$79.9 \pm 9.1$	$72.0 \pm 7.0$
2 – 4	$76.3 \pm 8.0$	$53.0 \pm 13.8$	$73.0 \pm 16.2$	$65.3 \pm 7.1$		$71.4 \pm 4.6$
4 – 6	$60.6 \pm 6.4$	$75.5 \pm 14.5$		$67.3 \pm 6.4$	$80.1 \pm 5.3$	$67.0 \pm 3.9$
6 – 8	$73.3 \pm 7.6$	$48.5 \pm 11.8$		$74.7 \pm 7.1$		$75.6 \pm 4.3$
8 – 10	$73.7 \pm 8.1$	$39.0 \pm 11.2$		$50.2 \pm 12.8$	$67.9 \pm 7.8$	$58.7 \pm 5.5$
10 – 12	$70.2 \pm 8.8$	$79.5 \pm 14.6$	$86.0 \pm 16.4$	$81.3 \pm 8.2$	$71.7 \pm 4.6$	
12 – 14	$72.5 \pm 9.1$	$67.5 \pm 13.9$		$62.4 \pm 7.4$	$54.9 \pm 6.2$	$66.7 \pm 4.7$
14 – 16	$63.0 \pm 8.4$	$68.0 \pm 14.4$		$64.0 \pm 7.9$		$63.3 \pm 4.8$
16 – 18	$59.3 \pm 7.8$	$53.5 \pm 12.8$		$49.7 \pm 13.3$	$66.1 \pm 8.2$	$50.2 \pm 5.7$
18 – 20	$36.8 \pm 7.2$	$58.0 \pm 12.8$	$40.5 \pm 7.6$		$43.2 \pm 4.3$	
20 – 22	$47.1 \pm 6.2$	$59.0 \pm 14.3$	$23.7 \pm 12.1$	$42.0 \pm 7.5$	$18.4 \pm 3.2$	$42.5 \pm 4.1$
22 – 24	$39.9 \pm 6.2$	$33.5 \pm 10.6$	$17.8 \pm 19.4$	$16.8 \pm 5.9$		$34.0 \pm 4.2$
24 – 26.4	$13.2 \pm 2.9$	$12.4 \pm 13.0$				$11.7 \pm 2.6$

Table 82: Covariance matrix of the averaged partial branching fractions per  $\text{GeV}^2$  in units of  $10^{-14}$ .

$\Delta q^2 [\text{GeV}^2]$	0 – 2	2 – 4	4 – 6	6 – 8	8 – 10	10 – 12	12 – 14	14 – 16	16 – 18	18 – 20	20 – 22	22 – 24	24 – 26.4
0 – 2	49.091	1.164	8.461	7.996	7.755	9.484	7.604	9.680	8.868	7.677	7.374	7.717	2.877
2 – 4		21.487	-0.0971	7.155	4.411	5.413	4.531	4.768	4.410	3.442	3.597	3.388	1.430
4 – 6			15.489	-0.563	5.818	4.449	4.392	4.157	4.024	3.185	3.169	3.013	1.343
6 – 8				18.2	2.377	7.889	6.014	5.938	5.429	4.096	3.781	3.863	1.428
8 – 10					18.124	1.540	7.496	5.224	5.441	4.197	3.848	4.094	1.673
10 – 12						21.340	4.213	7.696	6.493	5.170	4.686	4.888	1.950
12 – 14							21.875	0.719	6.144	3.846	3.939	3.922	1.500
14 – 16								23.040	5.219	6.123	4.045	4.681	1.807
16 – 18									19.798	1.662	4.362	4.140	1.690
18 – 20										18.0629	2.621	3.957	1.438
20 – 22											16.990	1.670	1.127
22 – 24												17.774	-0.293
24 – 26.4													6.516

### 2925 7.3.2 $|V_{ub}|$ from $B \rightarrow \pi \ell \nu$

The  $|V_{ub}|$  average can be determined from the averaged  $q^2$  spectrum in combination with a prediction for the normalization of the  $B \rightarrow \pi$  form factor. The differential decay rate for light leptons ( $e, \mu$ ) is given by

$$\Delta \Gamma = \Delta \Gamma(q_{\text{low}}^2, q_{\text{high}}^2) = \int_{q_{\text{low}}^2}^{q_{\text{high}}^2} dq^2 \left[ \frac{8 |\vec{p}_\pi| G_F^2 |V_{ub}|^2 q^2}{3 \cdot 256 \pi^3 m_B^2} H_0^2(q^2) \right], \quad (204)$$

where  $G_F$  is Fermi's constant,  $|\vec{p}_\pi|$  is the magnitude of the three-momentum of the final state  $\pi$  (a function of  $q^2$ ),  $m_B$  the  $B^0$ -meson mass, and  $H_0(q^2)$  the only non-zero helicity amplitude.

The helicity amplitude is a function of the form factor  $f_+$ ,

$$H_0 = \frac{2m_B |\vec{p}_\pi|}{\sqrt{q^2}} f_+(q^2). \quad (205)$$

The form factor  $f_+$  can be calculated with non-perturbative methods, but its general form can be constrained by the differential  $B \rightarrow \pi \ell \nu$  spectrum. Here, we parametrize the form factor using the BCL parametrization [560].

The decay rate is proportional to  $|V_{ub}|^2 |f_+(q^2)|^2$ . Thus to extract  $|V_{ub}|$  one needs to determine  $f_+(q^2)$  (at least at one value of  $q^2$ ). In order to enhance the precision, a binned  $\chi^2$  fit is performed using a  $\chi^2$  function of the form

$$\chi^2 = \left( \vec{\mathcal{B}} - \Delta \vec{\Gamma} \tau \right)^T C^{-1} \left( \vec{\mathcal{B}} - \Delta \vec{\Gamma} \tau \right) + \chi_{\text{LQCD}}^2 + \chi_{\text{LCSR}}^2 \quad (206)$$

where  $C$  denotes the covariance matrix given in Table 82,  $\vec{\mathcal{B}}$  is the vector of averaged partial branching fractions, and  $\Delta \vec{\Gamma} \tau$  is the product of the vector of theoretical predictions of the partial decay rates and the  $B^0$ -meson lifetime. The form factor normalization is included in the fit by the two extra terms in Eq. (206):  $\chi_{\text{LQCD}}$  uses the latest FLAG lattice average [509] from two state-of-the-art unquenched lattice QCD calculations [561, 562]. The resulting constraints are quoted directly in terms of the coefficients  $b_j$  of the BCL parameterization and enter Eq. (206) as

$$\chi_{\text{LQCD}}^2 = \left( \vec{b} - \vec{b}_{\text{LQCD}} \right)^T C_{\text{LQCD}}^{-1} \left( \vec{b} - \vec{b}_{\text{LQCD}} \right), \quad (207)$$

with  $\vec{b}$  the vector containing the free parameters of the  $\chi^2$  fit constraining the form factor,  $\vec{b}_{\text{LQCD}}$  the averaged values from Ref. [509], and  $C_{\text{LQCD}}$  their covariance matrix. Additional information about the form factor can be obtained from light-cone sum rule (LCSR) calculations. The state-of-the-art calculation includes up to two-loop contributions [563]. It is included in Eq. (206) via

$$\chi_{\text{LQCR}}^2 = \left( f_+^{\text{LCSR}} - f_+(q^2 = 0; \vec{b}) \right)^2 / \sigma_{f_+^{\text{LCSR}}}^2. \quad (208)$$

The  $|V_{ub}|$  average is obtained for two versions: the first combines the data with the LQCD constraints and the second additionally includes the information from the LCSR calculation. The resulting values for  $|V_{ub}|$  are

$$|V_{ub}| = (3.70 \pm 0.10_{\text{exp}} \pm 0.12_{\text{theo}}) \times 10^{-3} \quad (\text{data} + \text{LQCD}), \quad (209)$$

$$|V_{ub}| = (3.67 \pm 0.09_{\text{exp}} \pm 0.12_{\text{theo}}) \times 10^{-3} \quad (\text{data} + \text{LQCD} + \text{LCSR}), \quad (210)$$

for the first and second fit version, respectively. The result of the fit including both LQCD and LCSR is shown in Figure 59. The  $\chi^2$  probability of the fit is 47%. We quote the result of the fit including both LQCD and LCSR calculations as our average for  $|V_{ub}|$ . The best fit values for  $|V_{ub}|$  and the BCL parameters and their correlation matrix are given in Tables 83 and 84.

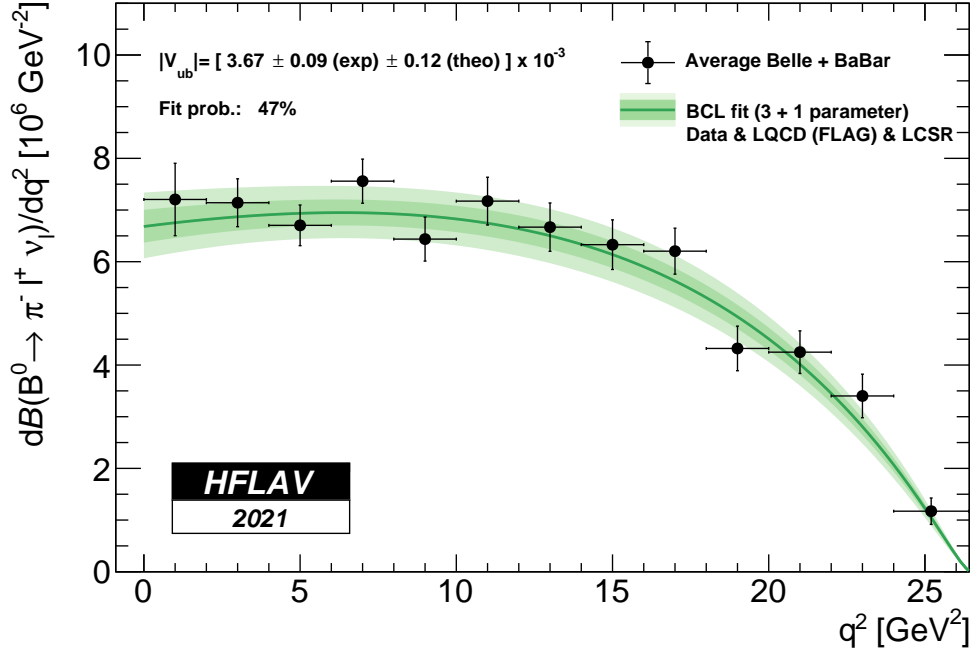


Figure 59: Fit of the BCL parametrization to the averaged  $q^2$  spectrum from *BABAR* and Belle and the LQCD and LCSR calculations. The error bands represent the  $1\sigma$  (dark green) and  $2\sigma$  (light green) uncertainties of the fitted spectrum.

Table 83: Best fit values and uncertainties for the combined fit to data, LQCD and LCSR results.

Parameter	Value
$ V_{ub} $	$(3.67 \pm 0.15) \times 10^{-3}$
$b_0$	$0.418 \pm 0.012$
$b_1$	$-0.399 \pm 0.033$
$b_2$	$-0.578 \pm 0.130$

Table 84: Correlation matrix for the combined fit to data, LQCD and LCSR results.

Parameter	$ V_{ub} $	$b_0$	$b_1$	$b_2$
$ V_{ub} $	1.000	-0.780	-0.404	0.401
$b_0$	-0.780	1.000	2.110	-0.587
$b_1$	-0.404	2.110	1.000	-0.686
$b_2$	0.401	-0.587	-0.686	1.000



### 2933 7.3.3 $B \rightarrow \rho \ell \nu_\ell$ and $B \rightarrow \omega \ell \nu_\ell$ branching fraction and $q^2$ spectrum

2934 We report the branching fraction averages for  $B \rightarrow V \ell \nu_\ell$ ,  $V = \rho, \omega$ . The measurements and  
2935 their averages are listed in Tables 85, 86, and presented in Figures 60.

2936 In the  $B^+ \rightarrow \rho^0 \ell^+ \nu$  average, both the  $B^0 \rightarrow \rho^- \ell^+ \nu$  and  $B^+ \rightarrow \rho^0 \ell^+ \nu$  decays are used, where  
2937 the  $B^0 \rightarrow \rho^- \ell^+ \nu$  are rescaled by  $0.5\tau_{B^+}/\tau_{B^0}$  assuming the isospin symmetry. The  $B^+ \rightarrow \rho^0 \ell^+ \nu$   
2938 results show significant differences, in particular the *BABAR* untagged analysis gives a branching  
2939 fraction significantly lower (by about  $3\sigma$ ) than the Belle measurement based on the hadronic-  
2940 tag. The difference is about  $2\sigma$  for the  $B^+ \rightarrow \rho^0 \ell^+ \nu$  decay modes.

Table 85: Summary of exclusive determinations of  $B^+ \rightarrow \rho^0 \ell^+ \nu$ . The errors quoted correspond to statistical and systematic uncertainties, respectively.

	$\mathcal{B}[10^{-4}]$
CLEO (Untagged) $\rho^+$ [564]	$1.49 \pm 0.22 \pm 0.28$
CLEO (Untagged) $\rho^+$ [565]	$1.58 \pm 0.20 \pm 0.20$
Belle (Hadronic Tag) $\rho^+$ [557]	$1.73 \pm 0.15 \pm 0.13$
Belle (Hadronic Tag) $\rho^0$ [557]	$1.82 \pm 0.10 \pm 0.10$
Belle (Semileptonic Tag) $\rho^+$ [566]	$1.21 \pm 0.29 \pm 0.17$
Belle (Semileptonic Tag) $\rho^0$ [566]	$1.35 \pm 0.23 \pm 0.18$
<i>BABAR</i> (Untagged) $\rho^+$ [558]	$1.05 \pm 0.11 \pm 0.21$
<i>BABAR</i> (Untagged) $\rho^0$ [558]	$1.00 \pm 0.10 \pm 0.21$
<b>Average</b>	<b><math>1.58 \pm 0.11</math></b>

Table 86: Summary of exclusive determinations of  $B^+ \rightarrow \omega \ell^+ \nu$ . The errors quoted correspond to statistical and systematic uncertainties, respectively.

	$\mathcal{B}[10^{-4}]$
Belle (Untagged) [567]	$1.30 \pm 0.40 \pm 0.36$
<i>BABAR</i> (Loose $\nu$ reco.) [559]	$1.19 \pm 0.16 \pm 0.09$
<i>BABAR</i> (Untagged) [568]	$1.21 \pm 0.14 \pm 0.08$
Belle (Hadronic Tag) [557]	$1.07 \pm 0.16 \pm 0.07$
<i>BABAR</i> (Semileptonic Tag) [569]	$1.35 \pm 0.21 \pm 0.11$
<b>Average</b>	<b><math>1.19 \pm 0.10</math></b>

2941 We use the most precise measurements of the differential  $B \rightarrow V \ell \nu_\ell$ ,  $V = \rho, \omega$  decay rates  
2942 as a function of the four-momentum transfer  $q^2$  published by *BABAR* [558, 568] and Belle [557].  
2943 To obtain an averaged  $q^2$  spectrum and averaged branching fractions, we perform a  $\chi^2$  of the

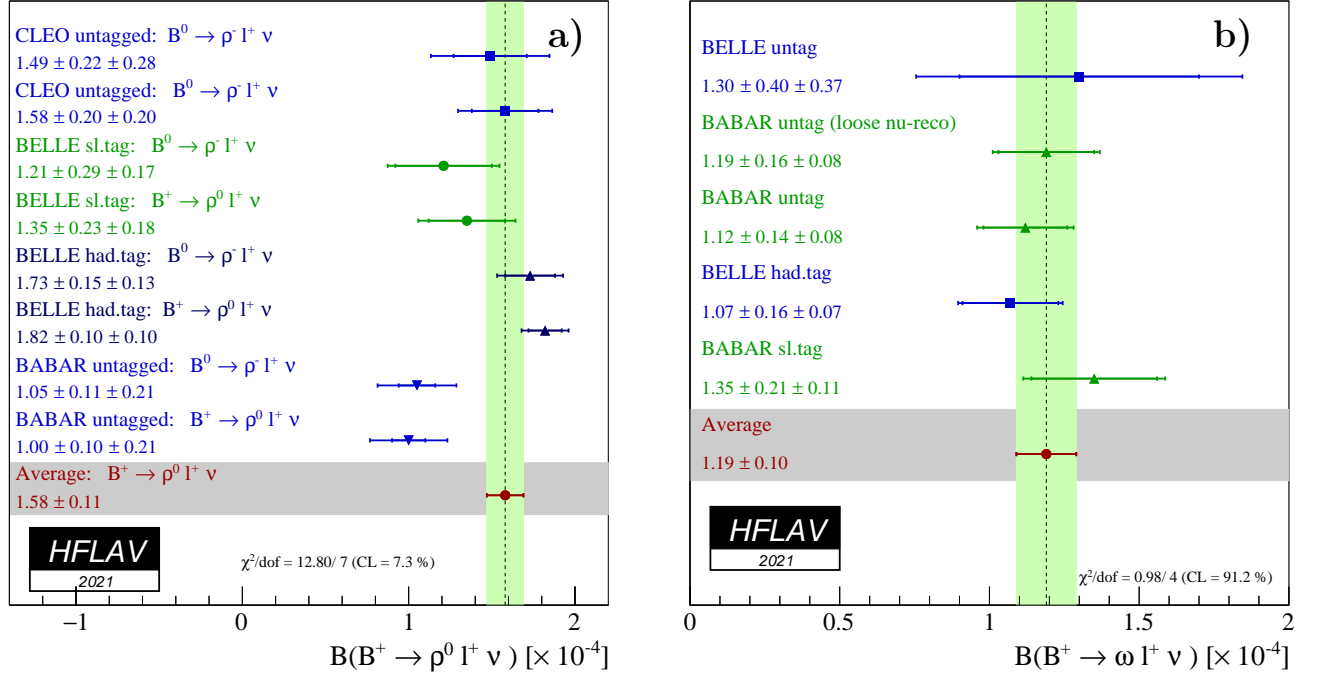


Figure 60: (a) Summary of exclusive determinations of  $\mathcal{B}(B^+ \rightarrow \rho^0 \ell^+ \nu)$  and their average. Measurements of  $B^0 \rightarrow \rho^- \ell^+ \nu$  branching fractions have been scaled by  $0.5\tau_{B^+}/\tau_{B^0}$  in accordance with isospin symmetry. (b) Summary of exclusive determinations of  $B^+ \rightarrow \omega \ell^+ \nu$  and their average.

form

$$\chi^2(\bar{\mathbf{x}}) = \sum_{m \in \{\text{Belle}, \text{BABAR}\}} \Delta \vec{y}_m^T C_m^{-1} \Delta \vec{y}_m, \quad (211)$$

$$\Delta \vec{y}_m = \begin{pmatrix} \vdots \\ x_i^m - \sum_{j > N_{i-1}}^{N_i} \bar{x}_j \\ \vdots \end{pmatrix},$$

where  $C_m$  is the covariance of the measurement and  $x_i^m$  is the measured differential rate in bin  $i$  multiplied by the corresponding bin width. Further,  $\bar{\mathbf{x}}$  denotes the averaged spectrum and  $(N_{i-1}, N_i]$  the range of averaged bins used to map to the  $i$ th measured bin. The binning of the averaged spectrum is chosen to match the most granular experimental binning.

For the average of the  $B \rightarrow \omega \ell \bar{\nu}$  measurements from Belle and BABAR we again chose the binning of the most granular spectrum, in this case BABAR's. However the experimental spectra do not have a compatible binning in terms of matching bin boundaries. In order to incorporate the Belle data and create an averaged spectrum, the LCSR fit results [570] are used to create a model with which to split the second and fifth bin of the chosen binning, shown in black in Fig. 61. To match the average bin onto a measurement without matching bin edges, the

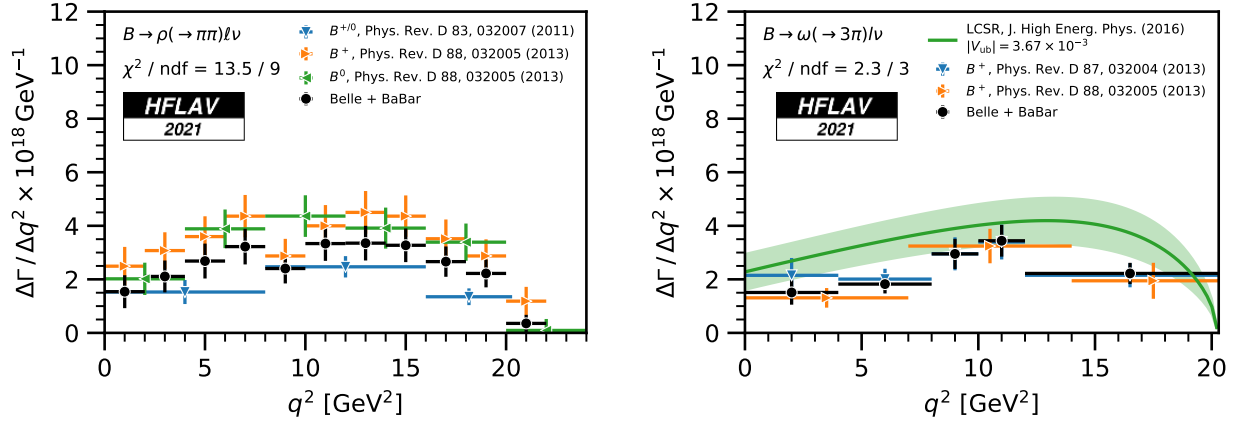


Figure 61: The averaged  $q^2$  spectrum of the measurements listed in the text for the  $\rho$  (left) and  $\omega$  (right) final state on top of the latest Belle and *BABAR* measurements. The isospin transformation is applied to the  $B^0 \rightarrow \rho^- \ell^+ \nu$  measurements. In the right figure we also show the model (green band) which was used to split the bins in the averaging procedure.

average bin  $\bar{x}_i$ ,  $i = 2$  or  $5$ , is split into two parts delimited by the lower bin edge, the  $q^2$  value where the bin is split, and the upper bin edge. We label the two parts of the split bin as ‘left’ and ‘right’, respectively, in the following and define:

$$\begin{aligned}\bar{x}_{i,\text{left}} &= I_{i,\text{left}}/I_i(1 + \theta_i \varepsilon_{i,\text{left}}), \\ \bar{x}_{i,\text{right}} &= I_{i,\text{right}}/I_i(1 - \theta_i \varepsilon_{i,\text{right}}),\end{aligned}\tag{212}$$

where  $I_{i,\text{left}}$  ( $I_{i,\text{right}}$ ) is the integral of the model function on the support of the left (right) part of the split bin, the sum  $I_i = I_{i,\text{left}} + I_{i,\text{right}}$  is the integral over the entire bin,  $\varepsilon_{i,\text{left}}$  ( $\varepsilon_{i,\text{right}}$ ) the uncertainty of the integration given by the model uncertainty, and  $\theta_i$  the nuisance parameter for the model dependence. We point out that the averaged spectrum does not depend on  $|V_{ub}|$ , as  $|V_{ub}|$  cancels in the ratios  $I_{i,\text{left}}/I_i$  ( $I_{i,\text{right}}/I_i$ ).

The averaged spectra are shown in black in Fig. 61 and tabulated in Table 87.

Table 87: Averaged spectra. For the corresponding correlation matrices see Tables 88 and 89.

$B \rightarrow \rho \ell \bar{\nu}$		$B \rightarrow \omega \ell \bar{\nu}$	
$q^2$ bin	$\Delta\Gamma/\Delta q^2 \times 10^6$	$q^2$ bin	$\Delta\Gamma/\Delta q^2 \times 10^6$
[0, 2]	$1.54 \pm 0.62$	[0, 4]	$1.51 \pm 0.46$
[2, 4]	$2.11 \pm 0.60$	[4, 8]	$1.82 \pm 0.35$
[4, 6]	$2.68 \pm 0.65$	[8, 10]	$2.95 \pm 0.56$
[6, 8]	$3.22 \pm 0.67$	[10, 12]	$3.44 \pm 0.59$
[8, 10]	$2.40 \pm 0.56$	[12, 21]	$2.22 \pm 0.40$
[10, 12]	$3.34 \pm 0.65$	Nuisance Parameters	
[12, 14]	$3.35 \pm 0.65$	$\theta_2$	$-0.01 \pm 1.00$
[14, 16]	$3.27 \pm 0.63$	$\theta_5$	$0.00 \pm 1.00$
[16, 18]	$2.66 \pm 0.57$		
[18, 20]	$2.22 \pm 0.52$		
[20, 22]	$0.35 \pm 0.32$		

Table 88: Correlation matrix of the averaged  $B \rightarrow \rho \ell \nu_\ell$  spectrum.

	[0, 2]	[2, 4]	[4, 6]	[6, 8]	[8, 10]	[10, 12]	[12, 14]	[14, 16]	[16, 18]	[18, 20]	[20, 22]
[0, 2]	1.00	-0.30	0.03	0.01	0.09	0.09	0.09	0.09	0.08	0.08	0.02
[2, 4]	-0.30	1.00	-0.03	0.09	0.11	0.12	0.12	0.12	0.11	0.10	0.02
[4, 6]	0.03	-0.03	1.00	-0.18	0.13	0.13	0.15	0.14	0.13	0.12	0.03
[6, 8]	0.01	0.09	-0.18	1.00	0.06	0.18	0.18	0.18	0.16	0.14	0.04
[8, 10]	0.09	0.11	0.13	0.06	1.00	-0.21	0.05	0.04	0.12	0.10	0.03
[10, 12]	0.09	0.12	0.13	0.18	-0.21	1.00	-0.00	0.07	0.15	0.13	0.04
[12, 14]	0.09	0.12	0.15	0.18	0.05	-0.00	1.00	-0.16	0.14	0.12	0.04
[14, 16]	0.09	0.12	0.14	0.18	0.04	0.07	-0.16	1.00	0.10	0.14	0.05
[16, 18]	0.08	0.11	0.13	0.16	0.12	0.15	0.14	0.10	1.00	-0.27	-0.11
[18, 20]	0.08	0.10	0.12	0.14	0.10	0.13	0.12	0.14	-0.27	1.00	-0.13
[20, 22]	0.02	0.02	0.03	0.04	0.03	0.04	0.04	0.05	-0.11	-0.13	1.00

Table 89: Correlation matrix of the averaged  $B \rightarrow \omega \ell \nu_\ell$  spectrum.

	[0, 4]	[4, 8]	[8, 10]	[10, 12]	[12, 21]	$\theta_2$	$\theta_5$
[0, 4]	1.00	-0.15	0.08	0.04	0.06	-0.01	0.00
[4, 8]	-0.15	1.00	0.09	0.09	0.15	-0.01	-0.00
[8, 10]	0.08	0.09	1.00	-0.01	0.12	-0.00	-0.00
[10, 12]	0.04	0.09	-0.01	1.00	0.15	0.00	-0.00
[12, 21]	0.06	0.15	0.12	0.15	1.00	-0.00	-0.00
$\theta_2$	-0.01	-0.01	-0.00	0.00	-0.00	1.00	0.00
$\theta_5$	0.00	-0.00	-0.00	-0.00	-0.00	0.00	1.00

2964 **7.3.4 Other exclusive charmless semileptonic  $B$  decays**

2965 We report the branching fraction averages for  $B^+ \rightarrow \eta \ell^+ \nu$  and  $B^+ \rightarrow \eta' \ell^+ \nu$ . The measurements  
 2966 and their averages are listed in Tables 90 and 91, and presented in Figure 62. For  $B^+ \rightarrow \eta \ell^+ \nu$   
 2967 decays, the agreement between the different measurements is good, while  $B^+ \rightarrow \eta' \ell^+ \nu$  shows a  
 2968 significant discrepancy between the old CLEO measurement and the *BABAR* untagged analysis.

Table 90: Summary of exclusive determinations of  $B^+ \rightarrow \eta \ell^+ \nu$ . The errors quoted correspond to statistical and systematic uncertainties, respectively.

	$\mathcal{B}[10^{-4}]$
CLEO [571]	$0.45 \pm 0.23 \pm 0.11$
<i>BABAR</i> (Untagged) [572]	$0.31 \pm 0.06 \pm 0.08$
<i>BABAR</i> (Semileptonic Tag) [573]	$0.64 \pm 0.20 \pm 0.04$
<i>BABAR</i> (Loose $\nu$ -reco.) [559]	$0.38 \pm 0.05 \pm 0.05$
Belle (Hadronic Tag) [574]	$0.42 \pm 0.11 \pm 0.09$
Belle (Untagged) [575]	$0.283 \pm 0.055 \pm 0.034$
<b>Average</b>	<b><math>0.344 \pm 0.043</math></b>

Table 91: Summary of exclusive determinations of  $B^+ \rightarrow \eta' \ell^+ \nu$ . The errors quoted correspond to statistical and systematic uncertainties, respectively.

	$\mathcal{B}[10^{-4}]$
CLEO [571]	$2.71 \pm 0.80 \pm 0.56$
<i>BABAR</i> (Semileptonic Tag) [573]	$0.04 \pm 0.22 \pm 0.04, (< 0.47 \text{ @ } 90\%C.L.)$
<i>BABAR</i> (Untagged) [559]	$0.24 \pm 0.08 \pm 0.03$
Belle (Hadronic Tag) [574]	$0.36 \pm 0.27 \pm 0.04$
Belle (Untagged) [575]	$0.279 \pm 0.129 \pm 0.030$
<b>Average</b>	<b><math>0.249 \pm 0.067 \pm 0.03</math></b>

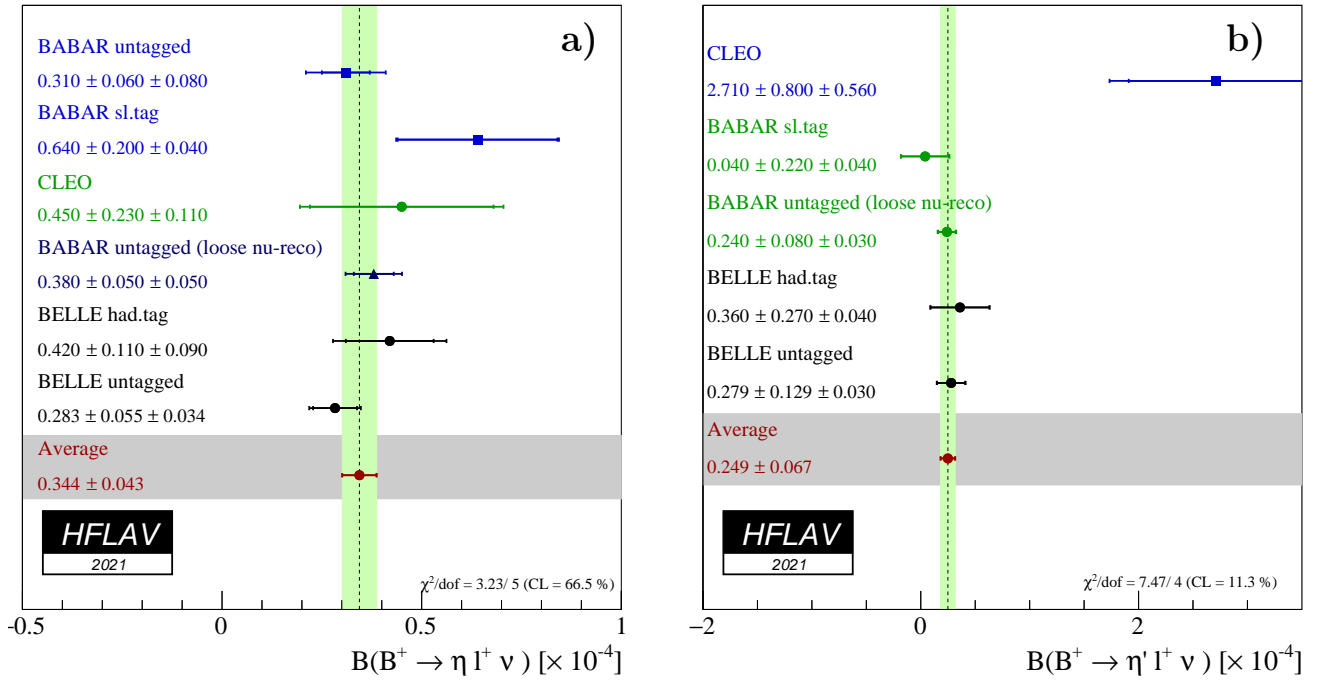


Figure 62: (a) Summary of exclusive determinations of  $\mathcal{B}(B^+ \rightarrow \eta \ell^+ \nu)$  and their average. (b) Summary of exclusive determinations of  $\mathcal{B}(B^+ \rightarrow \eta' \ell^+ \nu)$  and their average.

### 2969 7.3.5 Direct measurements of $|V_{ub}|/|V_{cb}|$

The LHCb experiment reported the first observation of the CKM suppressed decay  $\Lambda_b^0 \rightarrow p\mu\nu$  [554] and the measurement of the ratio of partial branching fractions at high  $q^2$  for  $\Lambda_b^0 \rightarrow p\mu\nu$  and  $\Lambda_b^0 \rightarrow \Lambda_c^+(\rightarrow pK\pi)\mu\nu$  decays,

$$R = \frac{\mathcal{B}(\Lambda_b^0 \rightarrow p\mu\nu)_{q^2 > 15 \text{ GeV}^2}}{\mathcal{B}(\Lambda_b^0 \rightarrow \Lambda_c^+\mu\nu)_{q^2 > 7 \text{ GeV}^2}} = (1.00 \pm 0.04 \pm 0.08) \times 10^{-2}. \quad (213)$$

The ratio  $R$  is proportional to  $(|V_{ub}|/|V_{cb}|)^2$  and sensitive to the form factors of  $\Lambda_b^0 \rightarrow p$  and  $\Lambda_b^0 \rightarrow \Lambda_c^+$  transitions that have to be computed with non-perturbative methods, such as lattice QCD. The uncertainty on  $\mathcal{B}(\Lambda_c^+ \rightarrow pK\pi)$  is the largest source of systematic uncertainties on  $R$ . Using the recent average of  $\mathcal{B}(\Lambda_c^+ \rightarrow pK\pi) = (6.28 \pm 0.32)\%$  [9], the rescaled value for  $R$  is

$$R = (0.92 \pm 0.04 \pm 0.07) \times 10^{-2}. \quad (214)$$

Using the precise lattice QCD prediction [576] of the form factors in the experimentally interesting  $q^2$  region considered, we obtain

$$\frac{|V_{ub}|}{|V_{cb}|} = 0.079 \pm 0.004_{\text{exp}} \pm 0.004_{\text{FF}} \quad (215)$$

2970 where the first uncertainty is the total experimental uncertainty, and the second one is due to  
2971 the knowledge of the form factors.

2972 The LHCb experiment also reported the first observation of the decay  $B_s^0 \rightarrow K^-\mu^+\nu_\mu$  and  
2973 the measurements of its branching fraction normalised to the  $B_s^0 \rightarrow D_s^-\mu^+\nu_\mu$  decays [555].  
2974 The measurement has been performed in two bins of  $q^2$ . The results of the partial branching  
2975 fractions has been translated in measurements of  $|V_{ub}|/|V_{cb}|$  using form factor calculation from  
2976 LCSR for  $q^2 < 7 \text{ GeV}^2$  [577], and recent Lattice calculation for  $q^2 > 7 \text{ GeV}^2$  [578]. The results  
2977 are

$$\frac{|V_{ub}|}{|V_{cb}|} = 0.0607 \pm 0.0021_{\text{exp}} \pm 0.0030_{\text{FF}}, \quad q^2 < 7 \text{ GeV}^2, \quad (216)$$

$$\frac{|V_{ub}|}{|V_{cb}|} = 0.0946 \pm 0.0041_{\text{exp}} \pm 0.0068_{\text{FF}}, \quad q^2 > 7 \text{ GeV}^2, \quad (217)$$

2978 where the experimental uncertainties include also the uncertainties on the external inputs, and  
2979 the last errors are due to the form factor calculations for both  $B \rightarrow K$  and  $B_s \rightarrow D_s$  decays.  
2980 The discrepancy between the values of  $|V_{ub}|/|V_{cb}|$  for the low and high  $q^2$ , requires further  
2981 investigations.

## 2982 7.4 Inclusive CKM-suppressed decays

2983 Measurements of  $B \rightarrow X_u\ell^+\nu$  decays are very challenging because of background from the  
2984 Cabibbo-favoured  $B \rightarrow X_c\ell^+\nu$  decays, whose branching fraction is about 50 times larger than  
2985 that of the signal. Cuts designed to suppress this dominant background severely complicate  
2986 the perturbative QCD calculations required to extract  $|V_{ub}|$ . Tight cuts necessitate parameter-  
2987 ization of the so-called shape functions in order to describe the unmeasured regions of phase  
2988 space. We use several theoretical calculations to extract  $|V_{ub}|$  and do not advocate the use

of one method over another. The authors of the different calculations have provided codes to compute the partial rates in limited regions of phase space covered by the measurements. Belle [579] and *BABAR* [580] produced measurements that explore large portions of phase space and thus reduce theoretical uncertainties.

In the averages, the systematic uncertainties associated with the modeling of  $B \rightarrow X_c \ell^+ \nu_\ell$  and  $B \rightarrow X_u \ell^+ \nu_\ell$  decays and the theoretical uncertainties are taken as fully correlated among all measurements. Reconstruction-related uncertainties are taken as fully correlated within a given experiment. Measurements of partial branching fractions for  $B \rightarrow X_u \ell^+ \nu_\ell$  transitions from  $\Upsilon(4S)$  decays, together with the corresponding selected region, are given in Table 92. We use all results published by *BABAR* in Ref. [580], since the statistical correlations are given. To make use of the theoretical calculations of Ref. [581], we restrict the kinematic range of the invariant mass of the hadronic system,  $M_X$ , and the square of the invariant mass of the lepton pair,  $q^2$ . This reduces the size of the data sample significantly, but also the theoretical uncertainty, as stated by the authors [581]. The dependence of the quoted error on the measured value for each source of uncertainty is taken into account in the calculation of the averages.

It was first suggested by Neubert [582] and later detailed by Leibovich, Low, and Rothstein (LLR) [583] and Lange, Neubert and Paz (LNP) [584], that the uncertainty of the leading shape functions can be eliminated by comparing inclusive rates for  $B \rightarrow X_u \ell^+ \nu_\ell$  decays with the inclusive photon spectrum in  $B \rightarrow X_s \gamma$ , based on the assumption that the shape functions for transitions to light quarks,  $u$  or  $s$ , are the same to first order. However, shape function uncertainties are only eliminated at the leading order and they still enter via the signal models used for the determination of efficiency.

In a paper by *BABAR* [585], detailed studies are performed to assess the impact of various theoretical predictions, on the measurements of the electron spectrum, the branching fraction, and the extraction of  $|V_{ub}|$ , where the lower limit on the electron momentum is varied from 0.8 GeV/ $c$  to the kinematic endpoint. An important difference of this paper with respect to the other ones is that the dependency on the theoretical models enters primarily through the partial branching fractions, as the fit is sensitive to signal decays only in regions with good signal-to-noise such as the endpoint region. All other measurements instead determine a partial branching fraction by using a single model, and this partial branching fraction is then converted into a  $|V_{ub}|$  measurement by taking the corresponding partial rate predicted by the theory calculations. Due to this difference, the  $|V_{ub}|$  results obtained in this paper, with a lower limit of 0.8 GeV/ $c$  on the electron momentum, are directly used as input to the BLNP, DGE and GGOU averages. These determinations supersede the previous *BABAR* endpoint measurement [586]. The partial branching ratio quoted in Table 92 for Ref. [585] is taken as that obtained with the GGOU calculation.

A new measurement of partial branching fractions in three phase-space regions, covering about 31% to 86% of the accessible phase space, was performed by Belle [593], where machine learning techniques and hadronic tagging were used to reduce backgrounds. The measurement of the partial branching fraction obtained in the  $E_\ell^B > 1$  GeV region, the most precise one, is used to obtain  $|V_{ub}|$ . This measurement supersedes the one of Ref. [579], based on similar techniques.

In the following, the different theoretical methods and the resulting averages are described.



Table 92: Summary of measurements of partial branching fractions for  $B \rightarrow X_u \ell^+ \nu_\ell$  decays. The errors quoted on  $\Delta\mathcal{B}$  correspond to statistical and systematic uncertainties.  $E_e$  is the electron energy in the  $B$  rest frame,  $p^*$  the lepton momentum in the  $B$  frame and  $m_X$  is the invariant mass of the hadronic system. The light-cone momentum  $P_+$  is defined in the  $B$  rest frame as  $P_+ = E_X - |\vec{p}_X|$ . The  $s_h^{\max}$  variable is described in Refs. [587, 588].

Measurement	Accepted region	$\Delta\mathcal{B}[10^{-4}]$	Notes
CLEO [589]	$E_e > 2.1 \text{ GeV}$	$3.3 \pm 0.2 \pm 0.7$	
BABAR [588]	$E_e > 2.0 \text{ GeV}, s_h^{\max} < 3.5 \text{ GeV}^2$	$4.4 \pm 0.4 \pm 0.4$	
BABAR [585]	$E_e > 0.8 \text{ GeV}$	$1.55 \pm 0.08 \pm 0.09$	Using the GGOU model
Belle [590]	$E_e > 1.9 \text{ GeV}$	$8.5 \pm 0.4 \pm 1.5$	
BABAR [580]	$M_X < 1.7 \text{ GeV}/c^2, q^2 > 8 \text{ GeV}^2/c^4$	$6.9 \pm 0.6 \pm 0.4$	
Belle [591]	$M_X < 1.7 \text{ GeV}/c^2, q^2 > 8 \text{ GeV}^2/c^4$	$7.4 \pm 0.9 \pm 1.3$	
Belle [592]	$M_X < 1.7 \text{ GeV}/c^2, q^2 > 8 \text{ GeV}^2/c^4$	$8.5 \pm 0.9 \pm 1.0$	Used only in BLL average
BABAR [580]	$P_+ < 0.66 \text{ GeV}$	$9.9 \pm 0.9 \pm 0.8$	
BABAR [580]	$M_X < 1.7 \text{ GeV}/c^2$	$11.6 \pm 1.0 \pm 0.8$	
BABAR [580]	$M_X < 1.55 \text{ GeV}/c^2$	$10.9 \pm 0.8 \pm 0.6$	
Belle [593]	$M_X < 1.7 \text{ GeV}/c^2, q^2 > 8 \text{ GeV}^2/c^4$	$15.9 \pm 0.9 \pm 1.6$	
BABAR [580]	$(M_X, q^2) \text{ fit}, p_\ell^* > 1 \text{ GeV}/c$	$18.2 \pm 1.3 \pm 1.5$	
BABAR [580]	$p_\ell^* > 1.3 \text{ GeV}/c$	$15.5 \pm 1.3 \pm 1.4$	

### 7.4.1 BLNP

Bosch, Lange, Neubert and Paz (BLNP) [594–597] provide theoretical expressions for the triple differential decay rate for  $B \rightarrow X_u \ell^+ \nu_\ell$  events, incorporating all known contributions, whilst smoothly interpolating between the “shape-function region” of large hadronic energy and small invariant mass, and the “OPE region” in which all hadronic kinematical variables scale with the  $b$ -quark mass. BLNP assign uncertainties to the  $b$ -quark mass, which enters through the leading shape function, to sub-leading shape function forms, to possible weak annihilation contribution, and to matching scales. The BLNP calculation uses the shape function renormalization scheme; the heavy quark parameters determined from the global fit in the kinetic scheme, described in 7.2.2, were therefore translated into the shape function scheme by using a prescription by Neubert [598, 599]. The resulting parameters are  $m_b(\text{SF}) = (4.582 \pm 0.023 \pm 0.018) \text{ GeV}$ ,  $\mu_\pi^2(\text{SF}) = (0.202 \pm 0.089_{-0.040}^{+0.020}) \text{ GeV}/c^2$ , where the second uncertainty is due to the scheme translation. The extracted values of  $|V_{ub}|$  for each measurement along with their average are given in Table 93 and illustrated in Fig. 63(a). The total uncertainty is  $^{+5.6\%}_{-5.7\%}$  and is due to: statistics ( $^{+1.5\%}_{-1.6\%}$ ), detector effects ( $^{+1.7\%}_{-1.7\%}$ ),  $B \rightarrow X_c \ell^+ \nu_\ell$  model ( $^{+0.9\%}_{-1.0\%}$ ),  $B \rightarrow X_u \ell^+ \nu_\ell$  model ( $^{+1.8\%}_{-1.8\%}$ ), heavy quark parameters ( $^{+2.7\%}_{-2.8\%}$ ), SF functional form ( $^{+0.1\%}_{-0.3\%}$ ), sub-leading shape functions ( $^{+0.8\%}_{-0.8\%}$ ), matching scales in BLNP  $\mu, \mu_i, \mu_h$  ( $^{+3.8\%}_{-3.8\%}$ ), and weak annihilation ( $^{+0.0\%}_{-0.7\%}$ ). The error assigned to the matching scales is the source of the largest uncertainty, while the uncertainty due to HQE parameters ( $b$ -quark mass and  $\mu_\pi^2(\text{SF})$ ) is second. The uncertainty due to weak annihilation is assumed to be asymmetric, *i.e.* it only tends to decrease  $|V_{ub}|$ .

Table 93: Summary of input parameters used by the different theory calculations, corresponding inclusive determinations of  $|V_{ub}|$  and their average. The errors quoted on  $|V_{ub}|$  correspond to experimental and theoretical uncertainties, respectively.

	BLNP	DGE	GGOU	ADFR	BLL
Input parameters					
scheme	SF	$\overline{MS}$	kinetic	$\overline{MS}$	1S
Ref.	[598, 599]	Ref. [600]	see Sec. 7.2.2	Ref. [601]	Ref. [581]
$m_b$ (GeV)	$4.582 \pm 0.026$	$4.188 \pm 0.043$	$4.554 \pm 0.018$	$4.188 \pm 0.043$	$4.704 \pm 0.029$
$\mu_\pi^2$ (GeV <sup>2</sup> )	$0.202^{+0.091}_{-0.098}$	-	$0.464 \pm 0.076$	-	-
Ref.	$ V_{ub} $ values [ $10^{-3}$ ]				
CLEO $E_e$ [589]	$4.22 \pm 0.49^{+0.29}_{-0.34}$	$3.86 \pm 0.45^{+0.25}_{-0.27}$	$4.23 \pm 0.49^{+0.22}_{-0.31}$	$3.42 \pm 0.40^{+0.17}_{-0.17}$	-
Belle $M_X, q^2$ [591]	$4.51 \pm 0.47^{+0.27}_{-0.29}$	$4.43 \pm 0.47^{+0.19}_{-0.21}$	$4.52 \pm 0.48^{+0.25}_{-0.28}$	$3.93 \pm 0.41^{+0.18}_{-0.17}$	$4.68 \pm 0.49^{+0.30}_{-0.30}$
Belle $E_e$ [590]	$4.93 \pm 0.46^{+0.26}_{-0.29}$	$4.82 \pm 0.45^{+0.23}_{-0.23}$	$4.95 \pm 0.46^{+0.16}_{-0.21}$	$4.48 \pm 0.42^{+0.20}_{-0.20}$	-
BABAR $E_e$ [585]	$4.41 \pm 0.12^{+0.27}_{-0.27}$	$3.85 \pm 0.11^{+0.08}_{-0.07}$	$3.96 \pm 0.10^{+0.17}_{-0.17}$	-	-
BABAR $E_e, s_h^{\max}$ [588]	$4.71 \pm 0.32^{+0.33}_{-0.38}$	$4.35 \pm 0.29^{+0.28}_{-0.30}$	-	$3.81 \pm 0.19^{+0.19}_{-0.18}$	-
Belle $E_\ell^B, (M_X, q^2)$ fit [593]	$4.05 \pm 0.23^{+0.18}_{-0.20}$	$4.16 \pm 0.24^{+0.12}_{-0.11}$	$4.15 \pm 0.24^{+0.08}_{-0.09}$	$4.05 \pm 0.23^{+0.18}_{-0.18}$	-
BABAR $M_X$ [580]	$4.24 \pm 0.19^{+0.25}_{-0.25}$	$4.47 \pm 0.20^{+0.19}_{-0.24}$	$4.30 \pm 0.20^{+0.20}_{-0.21}$	$3.83 \pm 0.18^{+0.20}_{-0.19}$	-
BABAR $M_X$ [580]	$4.03 \pm 0.22^{+0.22}_{-0.22}$	$4.22 \pm 0.23^{+0.21}_{-0.27}$	$4.10 \pm 0.23^{+0.16}_{-0.17}$	$3.75 \pm 0.21^{+0.18}_{-0.18}$	-
BABAR $M_X, q^2$ [580]	$4.32 \pm 0.23^{+0.26}_{-0.28}$	$4.24 \pm 0.22^{+0.18}_{-0.21}$	$4.33 \pm 0.23^{+0.24}_{-0.27}$	$3.75 \pm 0.20^{+0.17}_{-0.17}$	$4.50 \pm 0.24^{+0.29}_{-0.29}$
BABAR $P_+$ [580]	$4.09 \pm 0.25^{+0.25}_{-0.25}$	$4.17 \pm 0.25^{+0.28}_{-0.37}$	$4.25 \pm 0.26^{+0.26}_{-0.27}$	$3.57 \pm 0.22^{+0.19}_{-0.18}$	-
BABAR $p_\ell^*, (M_X, q^2)$ fit [580]	$4.33 \pm 0.24^{+0.19}_{-0.21}$	$4.45 \pm 0.24^{+0.12}_{-0.13}$	$4.44 \pm 0.24^{+0.09}_{-0.10}$	$4.33 \pm 0.24^{+0.19}_{-0.19}$	-
BABAR $p_\ell^*$ [580]	$4.34 \pm 0.27^{+0.20}_{-0.21}$	$4.43 \pm 0.27^{+0.13}_{-0.13}$	$4.43 \pm 0.27^{+0.09}_{-0.11}$	$4.28 \pm 0.27^{+0.19}_{-0.19}$	-
Belle $M_X, q^2$ [592]	-	-	-	-	$5.01 \pm 0.39^{+0.32}_{-0.32}$
Average	$4.28 \pm 0.13^{+0.20}_{-0.21}$	$3.93 \pm 0.10^{+0.09}_{-0.10}$	$4.19 \pm 0.12^{+0.11}_{-0.12}$	$3.92 \pm 0.12^{+0.18}_{-0.12}$	$4.62 \pm 0.20^{+0.29}_{-0.29}$

## 7.4.2 DGE

Andersen and Gardi (Dressed Gluon Exponentiation, DGE) [600] provide a framework where the on-shell  $b$ -quark calculation, converted into hadronic variables, is directly used as an approximation to the meson decay spectrum without the use of a leading-power non-perturbative function (or, in other words, a shape function). The DGE calculation uses the  $\overline{MS}$  renormalization scheme. The heavy quark parameters determined from the global fit in the kinetic scheme, described in Sec. 7.2.2, were therefore translated into the  $\overline{MS}$  scheme by using code provided by Einan Gardi (based on Refs. [602, 603]), giving  $m_b(\overline{MS}) = (4.188 \pm 0.043)$  GeV. The extracted values of  $|V_{ub}|$  for each measurement along with their average are given in Table 93 and illustrated in Fig. 63(b). The total error is  $^{+3.3\%}_{-3.2\%}$ , whose breakdown is: statistics ( $^{+1.5\%}_{-1.5\%}$ ), detector effects ( $^{+1.7\%}_{-1.7\%}$ ),  $B \rightarrow X_c \ell^+ \nu_\ell$  model ( $^{+0.3\%}_{-0.4\%}$ ),  $B \rightarrow X_u \ell^+ \nu_\ell$  model ( $^{+0.7\%}_{-0.7\%}$ ), strong coupling  $\alpha_s$  ( $^{+0.3\%}_{-0.3\%}$ ),  $m_b$  ( $^{+2.2\%}_{-2.1\%}$ ), weak annihilation ( $^{+0.0\%}_{-1.1\%}$ ), matching scales in DGE ( $^{+0.4\%}_{-0.5\%}$ ). The largest contribution to the total error is due to the effect of the uncertainty on  $m_b$ . The uncertainty due to weak annihilation has been assumed to be asymmetric, *i.e.* it only tends to decrease  $|V_{ub}|$ .

## 7.4.3 GGOU

Gambino, Giordano, Ossola and Uraltsev (GGOU) [604] compute the triple differential decay rates of  $B \rightarrow X_u \ell^+ \nu_\ell$ , including all perturbative and non-perturbative effects through  $O(\alpha_s^2 \beta_0)$  and  $O(1/m_b^3)$ . The Fermi motion is parameterized in terms of a single lightcone function for each

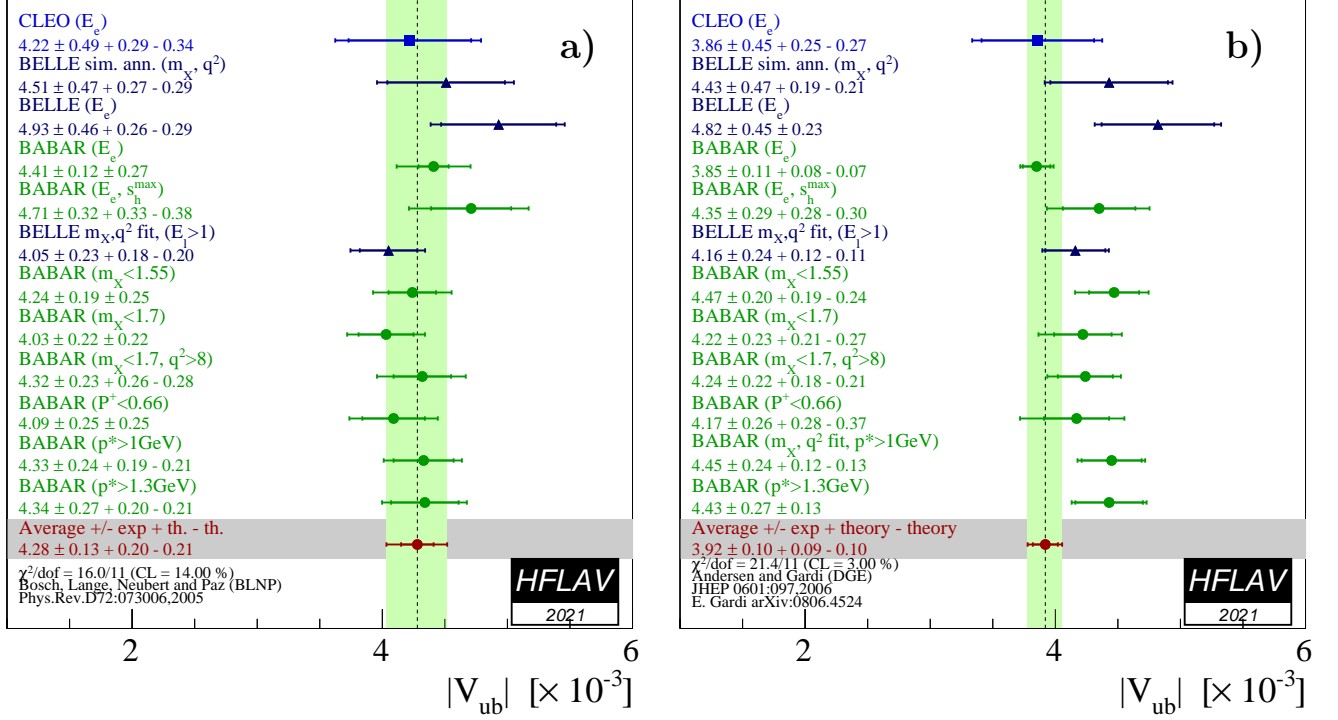


Figure 63: Measurements of  $|V_{ub}|$  from inclusive semileptonic decays and their average based on the BLNP (a) and DGE (b) prescription. The labels indicate the variables and selections used to define the signal regions in the different analyses.

structure function and for any value of  $q^2$ , accounting for all subleading effects. The calculations are performed in the kinetic scheme, a framework characterized by a Wilsonian treatment with a hard cutoff  $\mu \sim 1 \text{ GeV}$ . GGOU have not included calculations for the “( $E_e, s_h^{\max}$ )” analysis [588]. The heavy quark parameters determined from the global fit in the kinetic scheme, described in Section 7.2.2, are used as inputs:  $m_b^{\text{kin}} = (4.554 \pm 0.018) \text{ GeV}$ ,  $\mu_\pi^2 = (0.464 \pm 0.076) \text{ GeV}/c^2$ . The extracted values of  $|V_{ub}|$  for each measurement along with their average are given in Table 93 and illustrated in Fig. 64(a). The total error is  $^{+3.9\%}_{-3.9\%}$  whose breakdown is: statistics ( $^{+1.3\%}_{-1.3\%}$ ), detector effects ( $^{+1.6\%}_{-1.6\%}$ ),  $B \rightarrow X_c \ell^+ \nu_\ell$  model ( $^{+0.9\%}_{-0.9\%}$ ),  $B \rightarrow X_u \ell^+ \nu_\ell$  model ( $^{+1.7\%}_{-1.7\%}$ ),  $\alpha_s$ ,  $m_b$  and other non-perturbative parameters ( $^{+1.8\%}_{-1.8\%}$ ), higher order perturbative and non-perturbative corrections ( $^{+1.5\%}_{-1.5\%}$ ), modelling of the  $q^2$  tail ( $^{+1.3\%}_{-1.3\%}$ ), weak annihilations matrix element ( $^{+0.0\%}_{-1.1\%}$ ), functional form of the distribution functions ( $^{+0.1\%}_{-0.1\%}$ ). The leading uncertainties on  $|V_{ub}|$  are both from theory, and are due to perturbative and non-perturbative parameters and the modelling of the  $q^2$  tail. The uncertainty due to weak annihilation has been assumed to be asymmetric, *i.e.* it only tends to decrease  $|V_{ub}|$ .

#### 7.4.4 ADFR

Aglietti, Di Lodovico, Ferrera and Ricciardi (ADFR) [605] use an approach to extract  $|V_{ub}|$ , that makes use of the ratio of the  $B \rightarrow X_c \ell^+ \nu_\ell$  and  $B \rightarrow X_u \ell^+ \nu_\ell$  widths. The normalized triple differential decay rate for  $B \rightarrow X_u \ell^+ \nu_\ell$  [601,606–608] is calculated with a model based on (i) soft-gluon resummation to next-to-next-leading order and (ii) an effective QCD coupling

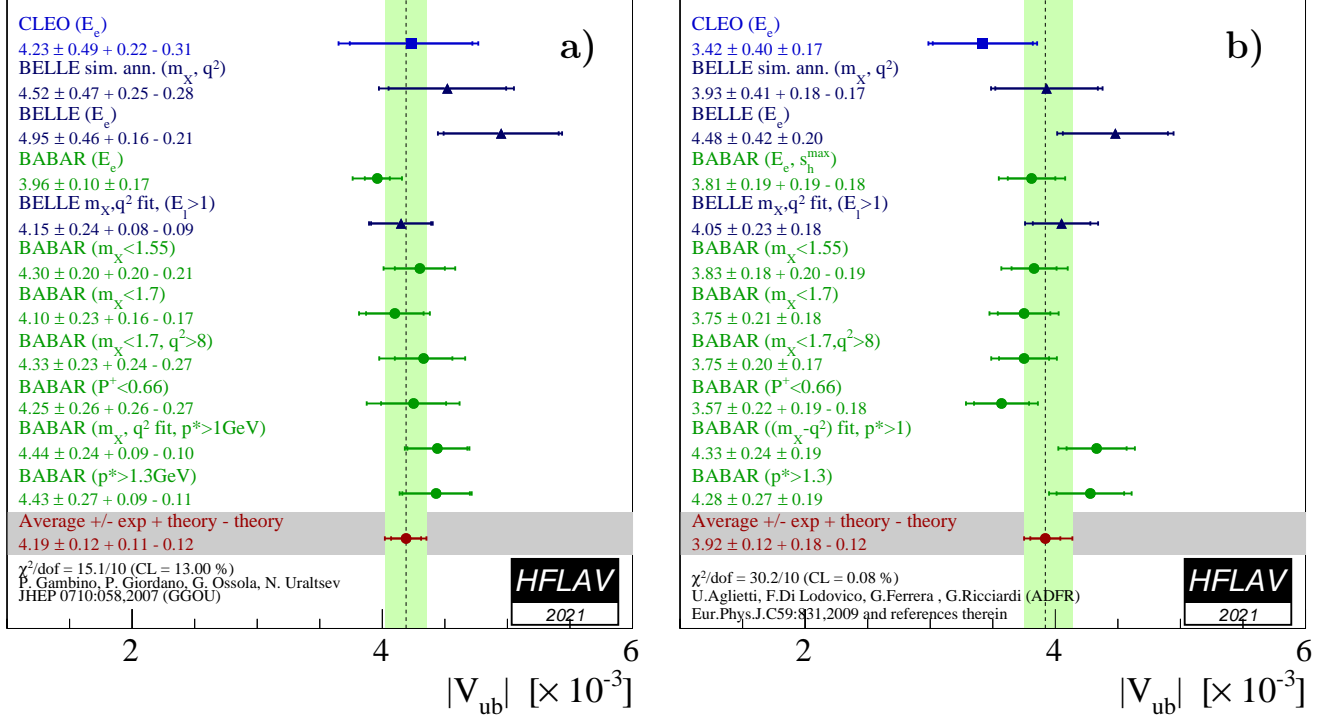


Figure 64: Measurements of  $|V_{ub}|$  from inclusive semileptonic decays and their average based on the GGOU (a) and ADFR (b) prescription. The labels indicate the variables and selections used to define the signal regions in the different analyses .

without a Landau pole. This coupling is constructed by means of an extrapolation to low energy of the high-energy behaviour of the standard coupling. More technically, an analyticity principle is used. The lower cut on the electron energy for the endpoint analyses is 2.3 GeV [601]. The ADFR calculation uses the  $\overline{MS}$  renormalization scheme; the heavy quark parameters determined from the global fit in the kinetic scheme, described in 7.2.2, were therefore translated into the  $\overline{MS}$  scheme by using code provided by Einar Gardi (based on Refs. [602,603]), giving  $m_b(\overline{MS}) = (4.188 \pm 0.043) \text{ GeV}$ . The extracted values of  $|V_{ub}|$  for each measurement along with their average are given in Table 93 and illustrated in Fig. 64(b). The total error is  $^{+5.5\%}_{-5.5\%}$  whose breakdown is: statistics ( $^{+1.6\%}_{-1.6\%}$ ), detector effects ( $^{+1.7\%}_{-1.7\%}$ ),  $B \rightarrow X_c \ell^+ \nu_\ell$  model ( $^{+1.3\%}_{-1.3\%}$ ),  $B \rightarrow X_u \ell^+ \nu_\ell$  model ( $^{+1.6\%}_{-1.5\%}$ ),  $\alpha_s$  ( $^{+1.1\%}_{-1.1\%}$ ),  $|V_{cb}|$  ( $^{+1.9\%}_{-1.9\%}$ ),  $m_b$  ( $^{+0.7\%}_{-0.7\%}$ ),  $m_c$  ( $^{+1.3\%}_{-1.3\%}$ ), semileptonic branching fraction ( $^{+0.8\%}_{-0.7\%}$ ), theory model ( $^{+3.6\%}_{-3.6\%}$ ). The leading uncertainty is due to the theory model.

#### 7.4.5 BLL

Bauer, Ligeti, and Luke (BLL) [581] give a HQET-based prescription that advocates combined cuts on the dilepton invariant mass,  $q^2$ , and hadronic mass,  $m_X$ , to minimise the overall uncertainty on  $|V_{ub}|$ . In their reckoning a cut on  $m_X$  only, although most efficient at preserving phase space ( $\sim 80\%$ ), makes the calculation of the partial rate untenable due to uncalculable corrections to the  $b$ -quark distribution function or shape function. These corrections are suppressed if events in the low  $q^2$  region are removed. The cut combination used in measurements

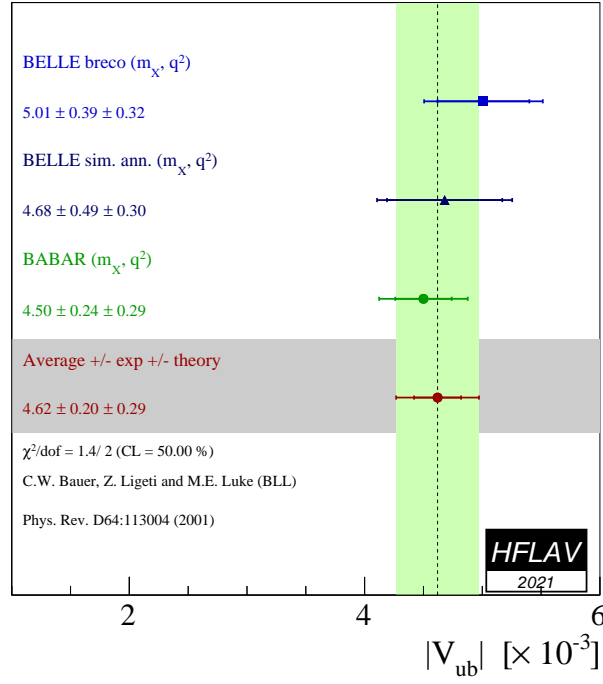


Figure 65: Measurements of  $|V_{ub}|$  from inclusive semileptonic decays and their average in the BLL prescription.

is  $M_x < 1.7 \text{ GeV}/c^2$  and  $q^2 > 8 \text{ GeV}^2/c^4$ . The extracted values of  $|V_{ub}|$  for each measurement along with their average are given in Table 93 and illustrated in Fig. 65. The total error is  $^{+7.7\%}_{-7.7\%}$  whose breakdown is: statistics ( $^{+3.3\%}_{-3.3\%}$ ), detector effects ( $^{+3.0\%}_{-3.0\%}$ ),  $B \rightarrow X_c \ell^+ \nu_\ell$  model ( $^{+1.6\%}_{-1.6\%}$ ),  $B \rightarrow X_u \ell^+ \nu_\ell$  model ( $^{+1.1\%}_{-1.1\%}$ ), spectral fraction ( $m_b$ ) ( $^{+3.0\%}_{-3.0\%}$ ), perturbative approach: strong coupling  $\alpha_s$  ( $^{+3.0\%}_{-3.0\%}$ ), residual shape function ( $^{+2.5\%}_{-2.5\%}$ ), third order terms in the OPE ( $^{+4.0\%}_{-4.0\%}$ ). The leading uncertainties, both from theory, are due to residual shape function effects and third order terms in the OPE expansion. The leading experimental uncertainty is due to statistics.

#### 7.4.6 Summary

The averages presented in several different frameworks are presented in Table 94. In summary, we recognize that the experimental and theoretical uncertainties play out differently between the schemes and the theoretical assumptions for the theory calculations are different. Therefore, it is difficult to perform an average between the various determinations of  $|V_{ub}|$ . Since the methodology is similar to that used to determine the inclusive  $|V_{cb}|$  average, we choose to quote as reference value the average determined by the GGOU calculation, which gives  $|V_{ub}| = (4.19 \pm 0.12^{+0.11}_{-0.12}) \times 10^{-3}$ .

### 7.5 Combined extraction of $|V_{ub}|$ and $|V_{cb}|$

In this section we report the result of a combined fit for  $|V_{ub}|$  and  $|V_{cb}|$  that includes the constraint from the averaged  $|V_{ub}|/|V_{cb}|$ , and the determination of  $|V_{ub}|$  and  $|V_{cb}|$  from exclusive  $B$  meson decays.

Table 94: Summary of inclusive determinations of  $|V_{ub}|$ . The errors quoted on  $|V_{ub}|$  correspond to experimental and theoretical uncertainties.

Framework	$ V_{ub} [10^{-3}]$
BLNP	$4.28 \pm 0.13^{+0.20}_{-0.21}$
DGE	$3.93 \pm 0.10^{+0.09}_{-0.10}$
GGOU	$4.19 \pm 0.12^{+0.11}_{-0.12}$
ADFR	$3.92 \pm 0.1^{+0.18}_{-0.12}$
BLL ( $m_X/q^2$ only)	$4.62 \pm 0.20 \pm 0.29$

The average of the  $|V_{ub}|/|V_{cb}|$  measurements from  $\Lambda_b \rightarrow p\mu\nu$  and  $B_s \rightarrow K\mu\nu$ , using only results at high  $q^2$  (based on Lattice-QCD), assuming the uncertainties due to trigger selection and tracking efficiency are fully correlated, is

$$\frac{|V_{ub}|}{|V_{cb}|} = 0.0838 \pm 0.0046 \quad (218)$$

where the reported uncertainty includes both experimental and theoretical contributions. The average of the  $|V_{cb}|$  results from  $B \rightarrow D\ell\nu$ ,  $B \rightarrow D^*\ell\nu$  and  $B_s \rightarrow D_s^{(*)}\mu\nu$ , is

$$|V_{cb}| = (38.90 \pm 0.53) \times 10^{-3}, \quad (219)$$

where the uncertainty also in this case includes both experimental and theoretical contributions. The  $P(\chi^2)$  of the average is 30%.

The combined fit for  $|V_{ub}|$  and  $|V_{cb}|$  results in

$$|V_{ub}| = (3.51 \pm 0.12) \times 10^{-3} \quad (220)$$

$$|V_{cb}| = (39.10 \pm 0.50) \times 10^{-3} \quad (221)$$

$$\rho(|V_{ub}|, |V_{cb}|) = 0.175, \quad (222)$$

where the uncertainties in the inputs are considered uncorrelated. The fit result is shown in Fig. 66, where both the  $\Delta\chi^2 = 1$  and the two-dimensional 68% C.L. contours are indicated. The average value of  $|V_{cb}|$  differs from the inclusive one, by about  $3.3\sigma$ . The difference of  $|V_{ub}|$  from the GGOU inclusive result taken as reference is also  $3.3\sigma$ .

## 7.6 $B \rightarrow D^{(*)}\tau\nu_\tau$ decays

In the SM, the semileptonic decays are tree level processes which proceed via the coupling to the  $W^\pm$  boson. These couplings are assumed to be universal for all leptons and are well understood theoretically, (see Section 5.1 and 5.2.). This universality has been tested in purely leptonic and semileptonic  $B$  meson decays involving a  $\tau$  lepton, which might be sensitive to a hypothetical charged Higgs boson or other non-SM processes.

Compared to  $B^+ \rightarrow \tau\nu_\tau$ , the  $B \rightarrow D^{(*)}\tau\nu_\tau$  decay has advantages: the branching fraction is relatively high, because it is not Cabibbo-suppressed, and it is a three-body decay allowing

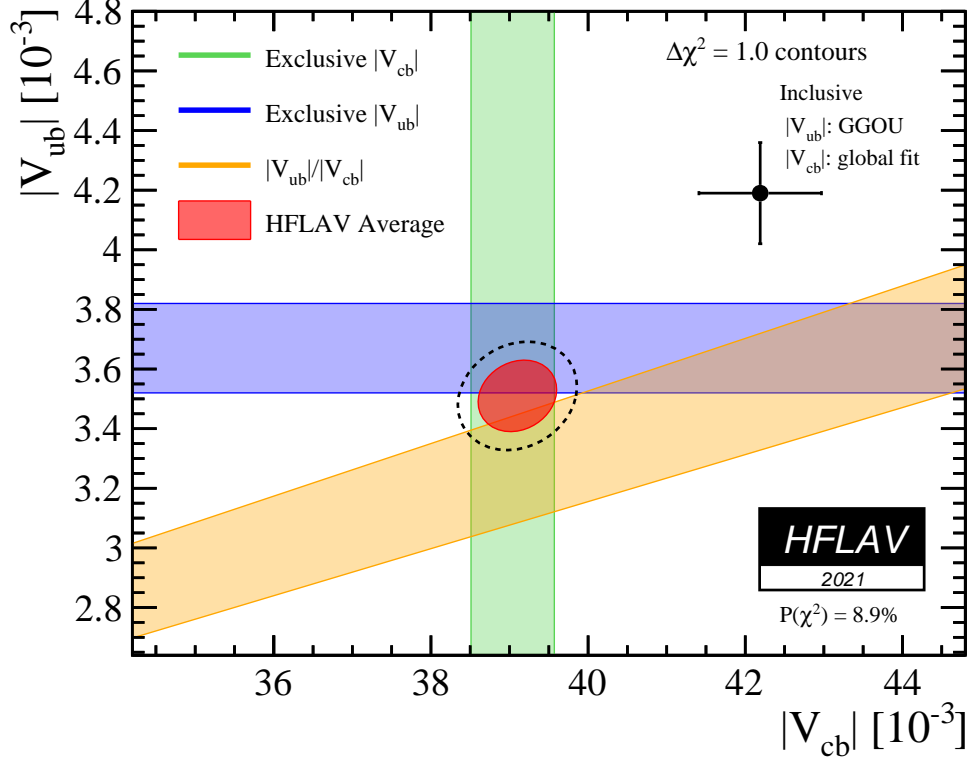


Figure 66: Combined average on  $|V_{ub}|$  and  $|V_{cb}|$  including the LHCb measurement of  $|V_{ub}|/|V_{cb}|$ , the exclusive  $|V_{ub}|$  measurement from  $B \rightarrow \pi \ell \nu$ , and the  $|V_{cb}|$  average from  $B \rightarrow D \ell \nu$ ,  $B \rightarrow D^* \ell \nu$  and  $B_s \rightarrow D_s^{(*)} \mu \nu$  measurements. The dashed ellipse corresponds to a  $1\sigma$  two-dimensional contour (68% of CL). The point with the error bars corresponds to the inclusive  $|V_{cb}|$  from the kinetic scheme (Sec. 7.2.2), and the inclusive  $|V_{ub}|$  from GGOU calculation (Sec. 7.4.3).

access to many observables besides the branching fraction, such as  $D^{(*)}$  momentum,  $q^2$  distributions, and measurements of the  $D^*$  and  $\tau$  polarisations (see Ref. [609] and references therein for recent calculations).

Experiments have measured two ratios of branching fractions defined as

$$\mathcal{R}(D) = \frac{\mathcal{B}(B \rightarrow D \tau \nu_\tau)}{\mathcal{B}(B \rightarrow D \ell \nu_\ell)}, \quad (223)$$

$$\mathcal{R}(D^*) = \frac{\mathcal{B}(B \rightarrow D^* \tau \nu_\tau)}{\mathcal{B}(B \rightarrow D^* \ell \nu_\ell)} \quad (224)$$

where  $\ell$  refers either to electron or  $\mu$ . These ratios are independent of  $|V_{cb}|$  and to a large extent, also of the  $B \rightarrow D^{(*)}$  form factors. As a consequence, the SM predictions for these ratios are quite precise:

- $\mathcal{R}(D) = 0.299 \pm 0.003$ : where the central value and the uncertainty are obtained from an arithmetic average of the predictions from Refs. [610–613]. The Refs. [610–612] are based on recent lattice calculations [512, 521] and results on the  $B \rightarrow D \ell \nu$  form factor measurements from *BABAR* and *Belle*. The prediction in Ref. [613] used here is based only on theoretical inputs.

- $\mathcal{R}(D^*) = 0.254 \pm 0.005$ : where the central value and the uncertainty are obtained from an arithmetic average of the predictions from Refs. [517, 611–614]. These calculations are in good agreement between each other, and consistent with older predictions. The authors of Ref. [614] use as inputs the most recent Belle results of  $B \rightarrow D^* \ell \nu$  form factors [501]. The authors of Ref. [613] obtain predictions with and without using experimental inputs. Compared with other calculations, their predictions on  $R(D^*)$  are slightly shifted toward lower value, resulting in  $R(D^*) = 0.250 \pm 0.003$  and  $R(D^*) = 0.247 \pm 0.006$  using and not using the experimental results, respectively. In this average we use the latter result. The calculation in Ref. [517] is the result of the full angular analysis of  $B \rightarrow D^* \ell \nu$  decay by *BABAR*, and gives an independent prediction of  $\mathcal{R}(D^*) = 0.253 \pm 0.005$ , which is compatible with the predictions above.

The first unquenched lattice-QCD calculation of the  $B \rightarrow D^* \ell \nu$  at non-zero recoil in Ref. [615], predicts a value of  $R(D^*) = 0.265 \pm 0.013$ , which confirms the tension, even if the larger uncertainty alleviates its significance. A combined analysis of the lattice calculations and experimental inputs would be desirable.

On the experimental side, in the case of the leptonic  $\tau$  decay, the ratios  $\mathcal{R}(D^{(*)})$  can be directly measured, and many systematic uncertainties cancel in the measurement. The  $B^0 \rightarrow D^{*+} \tau \nu_\tau$  decay was first observed by Belle [616] performing an "inclusive" reconstruction, which is based on the reconstruction of the  $B_{\text{tag}}$  from all the particles of the events, other than the  $D^{(*)}$  and the lepton candidate, without looking for any specific  $B_{\text{tag}}$  decay chain. Since then, both *BABAR* and Belle have published improved measurements and have observed the  $B \rightarrow D \tau \nu_\tau$  decays [617, 618].

The most powerful way to study these decays at the B-Factories exploits the hadronic or semileptonic  $B_{\text{tag}}$ . Using the full dataset and an improved hadronic  $B_{\text{tag}}$  selection, *BABAR* measured [619]:

$$\mathcal{R}(D) = 0.440 \pm 0.058 \pm 0.042, \quad \mathcal{R}(D^*) = 0.332 \pm 0.024 \pm 0.018 \quad (225)$$

where decays to both  $e^\pm$  and  $\mu^\pm$  were summed, and results for  $B^0$  and  $B^-$  decays were combined in an isospin-constrained fit. The fact that the *BABAR* result exceeded SM predictions by  $3.4\sigma$  raised considerable interest.

Belle, exploiting the full dataset, published measurements using both the hadronic [620] and the semileptonic tag [621]. Belle also performed a combined measurement of  $\mathcal{R}(D^*)$  and  $\tau$  polarization by reconstructing the  $\tau$  in the hadronic  $\tau \rightarrow \pi \nu$  and  $\tau \rightarrow \rho \nu$  decay modes [622]. LHCb measurements of  $R(D^*)$  use both the muonic  $\tau$  decay [623], and the three-prong hadronic  $\tau \rightarrow 3\pi(\pi^0)\nu$  decays [624]. The latter is a direct measurement of the ratio  $\mathcal{B}(B^0 \rightarrow D^{*-} \tau^+ \nu_\tau) / \mathcal{B}(B^0 \rightarrow D^{*-} \pi^+ \pi^- \pi^+)$ , and is translated into a measurement of  $R(D^*)$  using the independently measured branching fractions  $\mathcal{B}(B^0 \rightarrow D^{*-} \pi^+ \pi^- \pi^+)$  and  $\mathcal{B}(B^0 \rightarrow D^{*-} \mu^+ \nu_\mu)$ .

The most important source of systematic uncertainties that are correlated among the different measurement is the  $B \rightarrow D^{**}$  background components, which are difficult to disentangle from the signal. In our average, the systematic uncertainties due to the  $B \rightarrow D^{**}$  composition and kinematics are considered fully correlated among the measurements.

The results of the individual measurements, their averages and correlations are presented in Table 95 and Fig.67. The combined results, projected separately on  $\mathcal{R}(D)$  and  $\mathcal{R}(D^*)$ , are reported in Fig.68(a) and Fig.68(b) respectively.



3196 The averaged  $\mathcal{R}(D)$  and  $\mathcal{R}(D^*)$  exceed the SM prediction given above, by  $1.4\sigma$  and  $2.8\sigma$ ,  
3197 respectively. Considering the  $\mathcal{R}(D)$  and  $\mathcal{R}(D^*)$  total correlation of  $-0.38$ , the difference with  
3198 respect to the SM is about  $3.3\sigma$ , and the combined  $\chi^2 = 13.93$  for 2 degrees of freedom  
3199 corresponds to a  $p$ -value of  $0.93 \times 10^{-3}$ , assuming Gaussian error distributions.

3200 An analogous measurement using  $B_c \rightarrow J/\psi \ell \nu$  decays has been performed by LHCb, leading  
3201 to  $R(J\psi) = 0.71 \pm 0.17_{\text{stat}} \pm 0.18_{\text{syst}}$  [625], which lies  $1.8\sigma$  above the most recent SM prediction  
3202 obtained by HPQCD collaboration [626]. Recently LHCb reported the first observation of the  
3203  $\Lambda_b^0 \rightarrow \Lambda_c^+ \tau^- \bar{\nu}_\tau$  decay [627], exploiting the three-prong hadronic  $\tau^-$  decays. The resulting ratio  
3204 of semileptonic branching fractions is  $\mathcal{R}(\Lambda_c) = 0.242 \pm 0.026_{\text{stat}} \pm 0.040_{\text{syst}} \pm 0.059_{\text{ext}}$ , where  
3205 the last term is due to the uncertainties on the external branching fractions measurement, in  
3206 particular for the  $\Lambda_b^0 \rightarrow \Lambda_c^+ \mu^- \bar{\nu}_\mu$  decay. This result is in agreement with the prediction of  
3207  $0.324 \pm 0.004$  from Ref. [628].

Table 95: Measurements of  $\mathcal{R}(D^*)$  and  $\mathcal{R}(D)$ , their correlations and the combined average.

Experiment	$\mathcal{R}(D^*)$	$\mathcal{R}(D)$	$\rho$
<i>BABAR</i> [619, 629]	$0.332 \pm 0.024_{\text{stat}} \pm 0.018_{\text{syst}}$	$0.440 \pm 0.058_{\text{stat}} \pm 0.042_{\text{syst}}$	$-0.27$
Belle [620]	$0.293 \pm 0.038_{\text{stat}} \pm 0.015_{\text{syst}}$	$0.375 \pm 0.064_{\text{stat}} \pm 0.026_{\text{syst}}$	$-0.49$
LHCb [623]	$0.336 \pm 0.027_{\text{stat}} \pm 0.030_{\text{syst}}$		
Belle [622]	$0.270 \pm 0.035_{\text{stat}}^{+0.028}_{-0.025_{\text{syst}}}$		
LHCb [624, 630]	$0.283 \pm 0.019_{\text{stat}} \pm 0.029_{\text{syst}}$		
Belle [621]	$0.283 \pm 0.018_{\text{stat}} \pm 0.014_{\text{syst}}$	$0.307 \pm 0.037_{\text{stat}} \pm 0.016_{\text{syst}}$	$-0.51$
<b>Average</b>	<b><math>0.295 \pm 0.010 \pm 0.010</math></b>	<b><math>0.339 \pm 0.026 \pm 0.014</math></b>	$-0.38$

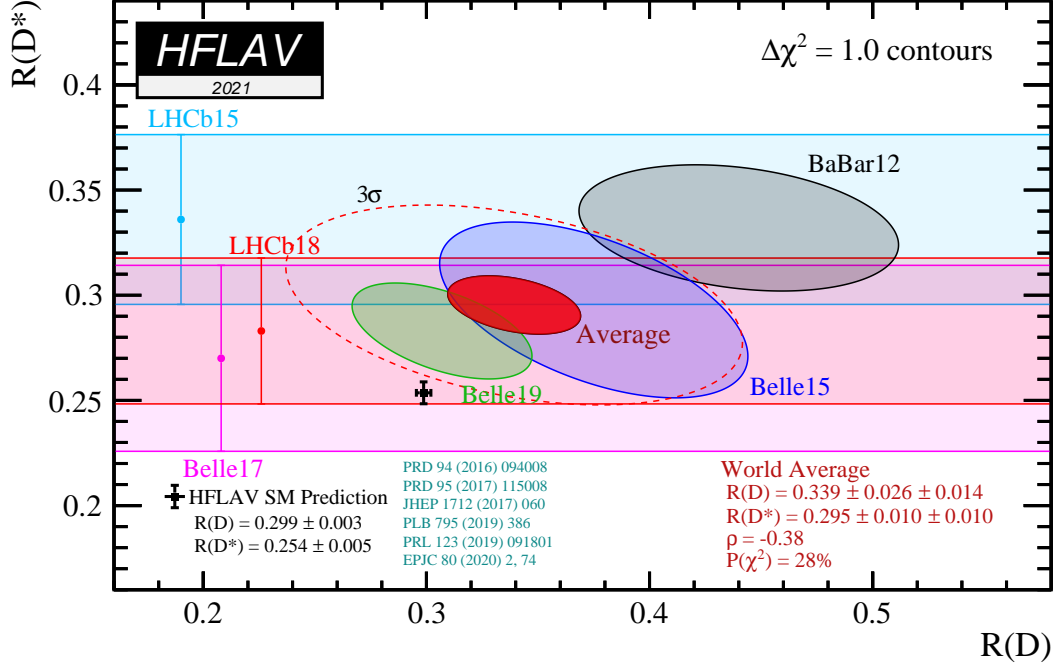


Figure 67: Measurements of  $\mathcal{R}(D)$  and  $\mathcal{R}(D^*)$  listed in Table 95 and their two-dimensional average. Contours correspond to  $\Delta\chi^2 = 1$ , *i.e.*, 68% CL for the bands and 39% CL for the ellipses. The black and blue points with error bars, are two recent SM prediction for  $\mathcal{R}(D^*)$  and  $\mathcal{R}(D)$ . The SM predictions reported are based on results from Refs. [610, 613, 614]. More information are given in the text. An average of these predictions and the experimental average deviate from each other by about  $3.4\sigma$ . The dashed ellipse correspond to a  $3\sigma$  contour (99.73% CL).

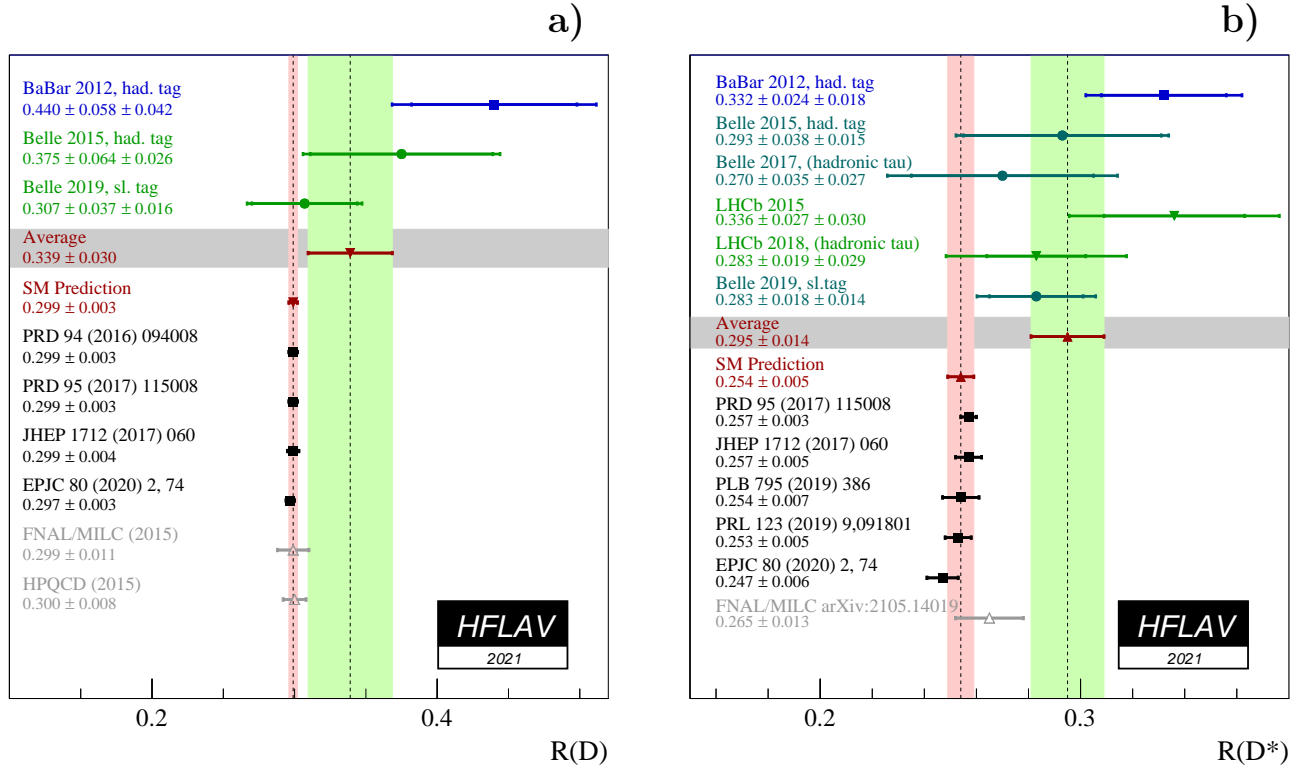


Figure 68: (a) Measurements of  $\mathcal{R}(D)$  and (b)  $\mathcal{R}(D^*)$ . The green bands are the averages obtained from the combined fit. The red bands are the averages of the theoretical predictions obtained as explained in the text.

## 8 Decays of $b$ -hadrons into open or hidden charm hadrons

Ground-state  $B$  mesons and  $b$  baryons dominantly decay to particles containing a charm quark via the  $b \rightarrow c$  quark transition. In this section, measurements of such decays to hadronic final states are summarized. The use of such decays for studying fundamental properties of the bottom hadrons and for obtaining parameters of the CKM matrix is discussed in Sections 5 and 6, respectively.

Since hadronic  $b \rightarrow c$  decays dominate the  $b$ -hadron widths, they are an important part of the experimental programme in heavy-flavour physics. Understanding the rate of charm production in  $b$ -hadron decays is crucial for validation of the heavy-quark expansion (HQE) that underpins much of the theoretical framework for  $b$  physics (see, for example, Ref. [631] for a review). Moreover, such decays are often used, in particular at hadron colliders, as normalization modes for measurements of rarer decays. At B-factories, hadronic  $b \rightarrow c$  decays are used for the tagging of  $B$  mesons and a detailed knowledge is crucial for the optimization and calibration of the tagger performance. In addition, they are the dominant background in many analyses. To accurately model such backgrounds with simulated data, it is essential to have precise knowledge of the contributing decay modes. In particular, with the expected increase in the data samples at LHCb and Belle II, the enhanced statistical sensitivity has to be matched by low systematic uncertainties that arise from the limited understanding of the dominant  $b$ -hadron decay modes. For multibody decays, knowledge of the distribution of decays across the phase-space (*e.g.*, the Dalitz plot density for three-body decays or the polarization amplitudes for vector-vector final states) is required in addition to the total branching fraction.

The large branching fractions of  $b \rightarrow c$  decays make them ideal for studying the spectroscopy of both open and hidden charm hadrons. In particular, they have been used to both discover and measure the properties of exotic particles, such as the  $X(3872)$  [632, 633],  $Z(4430)^+$  [634, 635] and  $P_c(4450)^+$  [636] states. Similarly,  $b \rightarrow c$  transitions are very useful for studying charmed baryons.

In addition to the dominant  $b \rightarrow c$  decays, there are several decays in this category that are expected to be highly suppressed in the Standard Model. These are of interest for probing particular decay amplitudes (*e.g.*, the annihilation diagram, which dominates the  $B^- \rightarrow D_s^- \phi$  decay) used to constrain effects in other hadronic decays, or for searching for new physics. There are also open charm production modes that involve  $b \rightarrow u$  transitions, such as  $\bar{B}^0 \rightarrow D_s^- \pi^+$ , which are mediated by the  $W$  emission involving the  $|V_{ub}|$  CKM matrix element. Finally,  $b \rightarrow c$  decays involving lepton flavour or number violation are extremely suppressed in the Standard Model, and therefore provide highly sensitive tests of new physics.

In this section, we give an exhaustive list of measured branching ratios of decay modes to hadrons containing charm quarks. The averaging procedure follows the methodology described in Chapter 3. We perform fits of the full likelihood function and do not use the approximation described in Section 3.1. For the cases where more than one measurement is available, in total 81 fits are performed, with on average (maximally) 3.6 (128) parameters and 6.3 (221) measurements per fit. Systematic uncertainties are taken as quoted without the scaling of multiplicative uncertainties discussed in Section 3.3. Where available, correlations between measurements are taken into account. We consider correlations not only between measurements of the same parameter, as done in our previous publication Ref. [1], but also among parameters. The correlations among parameters are given on the HFLAV web page on hadronic  $B$  decays into open or hidden charm hadrons [637]. If an insignificant measurement and a limit for

the same parameter are provided in the same paper, the former is quoted, so that it can be included in averages. We also provide averages of the polarization amplitudes of  $B$  meson decays to vector-vector states. We do not currently provide detailed averages of quantities obtained from Dalitz plot analyses, due to the complications arising from the dependence on the model used.

The results are presented in subsections organized according to the type of decaying bottom hadron:  $B^0$  (Sec. 8.1),  $B^+$  (Sec. 8.2),  $B^0/B^+$  admixture (Sec. 8.3),  $B_s^0$  (Sec. 8.4),  $B_c^+$  (Sec. 8.5),  $b$  baryons (Sec. 8.6). For each subsection, the parameters  $\mathbf{p}$  are arranged according to the final state into the following groups: a single charmed meson, two charmed mesons, a charmonium state, a charm baryon, or other states, e.g.,  $X(3872)$ . In our tables, the individual measurements and average of each parameter  $p_j$  are shown in one row. We quote numerical values of all direct measurements of a parameter  $p_j$ . We also show numerical values derived from measurements of branching-fraction ratios  $p_j/p_k$ , performed with respect to the branching fraction  $p_k$  of a normalization mode, as well as measurements of products  $p_j p_k$  of the branching fraction of interest with those of daughter-particle decays. In these cases, the quoted value and uncertainty of the measurement are determined with the fitted value of  $p_k$ , and the uncertainty of  $p_k$  is included in the systematic uncertainty. A footnote “Using  $p_k$ ” is added in these cases. Note that the fit uses  $p_j/p_k$  or  $p_j p_k$  directly and not the  $p_j$  value that is quoted in the table. The  $p_j$  value is quoted to give a sense of the contribution of the measurement to the average. When the measurement depends on  $p_j$  in some other way, it is also included in our fit for  $p_j$ , but in the tables no derived value is shown. Instead, the measured function  $f$  of parameters is given in a footnote “Measurement of  $f$  used in the fit”.

In most of the tables of this section the averages are compared to those from the Particle Data Group’s 2020 Review of Particle Physics (PDG 2020) [9] and 2021 update. When this is done, the “Average” column quotes the PDG averages in grey only if they differ from ours. In general, such differences are due to different input parameters and measurements, differences in the averaging methods and different rounding conventions. The fit  $p$ -value is quoted if it is below 1%. Input values that appear in red are not included in the PDG average. They are either new results published after the closing of PDG and before the closing of this report, May 2021, or results that do not quote a direct measurement of the parameter of interest and are therefore not considered in the PDG average. Input values in blue are unpublished results (that are never included in the PDG averages). Quoted upper limits are at 90% confidence level (CL), unless mentioned otherwise.

The symbol  $\mathcal{B}$  is used for branching ratios, and  $f_X$  for the production fraction of quark or hadron  $X$  (see Section 4.3). The decay amplitudes for longitudinal, parallel, and perpendicular transverse polarization in pseudoscalar to vector-vector decays are denoted  $\mathcal{A}_0$ ,  $\mathcal{A}_\parallel$ , and  $\mathcal{A}_\perp$ , respectively, and the definitions  $\delta_\parallel = \arg(\mathcal{A}_\parallel/\mathcal{A}_0)$  and  $\delta_\perp = \arg(\mathcal{A}_\perp/\mathcal{A}_0)$  are used for their relative phases. For normalized P-wave amplitudes we use the notation  $f_i = |\mathcal{A}_i|^2/(|\mathcal{A}_0|^2 + |\mathcal{A}_\parallel|^2 + |\mathcal{A}_\perp|^2)$ . The inclusion of charge conjugate modes is always implied.

Following the approach used by the PDG [9], for decays that involve neutral kaons we mainly quote results in terms of final states including either a  $K^0$  or  $\bar{K}^0$  meson (instead of a  $K_S^0$  or  $K_L^0$ ), although the flavour of the neutral kaon is never determined experimentally. The specification as  $K^0$  or  $\bar{K}^0$  simply follows the quark model expectation for the dominant decay and the inclusion of the conjugate final state neutral kaon is implied. The exception is  $B_s^0$  decays to  $CP$  eigenstates, where the width difference between the mass eigenstates (see Sec. 5) means that the measured branching fraction, integrated over decay time, is specific to

3299 the final state [638]. In such cases it is appropriate to quote the branching fraction for, *e.g.*,  
 3300  $\bar{B}_s^0 \rightarrow J/\psi K_S^0$  instead of  $\bar{B}_s^0 \rightarrow J/\psi \bar{K}^0$ .

3301 Most  $B$ -meson branching-fraction measurements assume  $\Gamma(\Upsilon(4S) \rightarrow B^+ B^-) = \Gamma(\Upsilon(4S) \rightarrow$   
 3302  $B^0 \bar{B}^0)$ . While there is no evidence for isospin violation in  $\Upsilon(4S)$  decays, deviations from this  
 3303 assumption can be of the order of a few percent, see Section 4.1 and Ref. [639]. As the effect  
 3304 is negligible for many averages, we take the quoted values without applying a correction or  
 3305 additional systematic uncertainty. However, we note that this can be relevant for averages with  
 3306 percent-level uncertainty.

## 3307 8.1 Decays of $B^0$ mesons

3308 Measurements of  $B^0$  decays to charmed hadrons are summarized in Sections 8.1.1 to 8.1.5.

### 3309 8.1.1 Decays to a single open charm meson

3310 Averages of  $B^0$  decays to a single open charm meson are shown in Tables 96–104.

Table 96: Branching fractions for decays to a  $D^{(*)}$  meson and one or more pions, I.

Parameter [ $10^{-3}$ ]	Measurements	Average <sup>HFLAV</sup> <sub>PDG</sub>
$\mathcal{B}(B^0 \rightarrow D^- \pi^+)$	BaBar [640] $2.55 \pm 0.05 \pm 0.16$ BaBar [641] $3.03 \pm 0.23 \pm 0.23$ Belle [642] <sup>1</sup> CDF [643] <sup>2</sup> , [644] <sup>3</sup> , [645] <sup>4</sup> LHCb [646] <sup>5</sup> , [647] <sup>1</sup>	$2.56 \pm 0.13$ $2.52 \pm 0.13$
$\mathcal{B}(B^0 \rightarrow D^- \pi^+ \pi^+ \pi^-)$	LHCb [646] $6.10 \pm 0.28^{+0.63}_{-0.62}$ <sup>6</sup> CDF [644] <sup>7,8</sup> LHCb [646] <sup>9</sup> , [648] <sup>10</sup>	$5.95^{+0.66}_{-0.62}$ $6.02 \pm 0.67$
$\mathcal{B}(B^0 \rightarrow D^*(2010)^- \pi^+)$	Belle [649] $2.22 \pm 0.04 \pm 0.19$ BaBar [640] $2.79 \pm 0.08 \pm 0.17$ BaBar [641] $2.99 \pm 0.23 \pm 0.24$ BaBar [650] <sup>11</sup> Belle [642] <sup>11</sup> LHCb [651] <sup>12</sup>	$2.63 \pm 0.10$ $2.74 \pm 0.13$
$\mathcal{B}(B^0 \rightarrow D^*(2010)^- \pi^+ \pi^+ \pi^-)$	LHCb [651] $6.94 \pm 0.11 \pm 0.43$ <sup>13</sup> BaBar [652] $7.26 \pm 0.11 \pm 0.31$ Belle [653] $6.81 \pm 0.23 \pm 0.72$ LHCb [651] <sup>14,15</sup>	$7.08 \pm 0.26$ $7.21 \pm 0.29$
$\mathcal{B}(B^0 \rightarrow \bar{D}^*(2007)^0 \pi^+ \pi^+ \pi^- \pi^-)$	Belle [653] $2.6 \pm 0.5 \pm 0.4$	$2.60 \pm 0.60$ $2.72 \pm 0.50$
$\mathcal{B}(B^0 \rightarrow D^*(2010)^- \pi^+ \pi^+ \pi^+ \pi^- \pi^-)$	Belle [653] $4.72 \pm 0.59 \pm 0.71$	$4.72 \pm 0.92$
$\mathcal{B}(B^0 \rightarrow D^*(2010)^- \omega(782) \pi^+)$	Belle [654] $2.31 \pm 0.11 \pm 0.14$ BaBar [655] $2.88 \pm 0.21 \pm 0.31$	$2.41 \pm 0.16$ $2.46 \pm 0.18$

<sup>1</sup> Measurement of  $\mathcal{B}(B^0 \rightarrow D^- K^+)/\mathcal{B}(B^0 \rightarrow D^- \pi^+)$  used in our fit.

<sup>2</sup> Measurement of  $\mathcal{B}(B^+ \rightarrow \bar{D}^0 \pi^+)/\mathcal{B}(B^0 \rightarrow D^- \pi^+)$  used in our fit.

<sup>3</sup> Measurement of  $\mathcal{B}(B_s^0 \rightarrow D_s^- \pi^+)/\mathcal{B}(B^0 \rightarrow D^- \pi^+)$  used in our fit.

<sup>4</sup> Measurement of  $\mathcal{B}(\Lambda_b^0 \rightarrow \Lambda_c^+ \pi^-)/\mathcal{B}(B^0 \rightarrow D^- \pi^+)$  used in our fit.

<sup>5</sup> Measurement of  $\mathcal{B}(B^0 \rightarrow D^- \pi^+ \pi^+ \pi^-)/\mathcal{B}(B^0 \rightarrow D^- \pi^+)$  used in our fit.

<sup>6</sup> Using  $\mathcal{B}(B^0 \rightarrow D^- \pi^+)$ .

<sup>7</sup> Using  $f_s/f_d = 0.259 \pm 0.038$  from PDG 2006.

<sup>8</sup> Measurement of  $\mathcal{B}(B_s^0 \rightarrow D_s^- \pi^+ \pi^+ \pi^-)/\mathcal{B}(B^0 \rightarrow D^- \pi^+ \pi^+ \pi^-)$  used in our fit.

<sup>9</sup> Measurement of  $\mathcal{B}(B^0 \rightarrow D_1(2420)^- \pi^+) \times \mathcal{B}(D_1(2420)^+ \rightarrow D^+ \pi^+ \pi^-)/\mathcal{B}(B^0 \rightarrow D^- \pi^+ \pi^+ \pi^-)$  used in our fit.

<sup>10</sup> Measurement of  $\mathcal{B}(B^0 \rightarrow D^- K^+ \pi^+ \pi^-)/\mathcal{B}(B^0 \rightarrow D^- \pi^+ \pi^+ \pi^-)$  used in our fit.

<sup>11</sup> Measurement of  $\mathcal{B}(B^0 \rightarrow D^*(2010)^- K^+)/\mathcal{B}(B^0 \rightarrow D^*(2010)^- \pi^+)$  used in our fit.

<sup>12</sup> Measurement of  $\mathcal{B}(B^0 \rightarrow D^*(2010)^- \pi^+ \pi^+ \pi^-)/\mathcal{B}(B^0 \rightarrow D^*(2010)^- \pi^+)$  used in our fit.

<sup>13</sup> Using  $\mathcal{B}(B^0 \rightarrow D^*(2010)^- \pi^+)$ .

<sup>14</sup> Measurement of  $\mathcal{B}(B^0 \rightarrow D^*(2010)^- K^+ \pi^+ \pi^-)/\mathcal{B}(B^0 \rightarrow D^*(2010)^- \pi^+ \pi^+ \pi^-)$  used in our fit.

<sup>15</sup> Measurement of  $\mathcal{B}(B^0 \rightarrow \bar{D}_1(2420)^0 \pi^+ \pi^-) \times \mathcal{B}(D_1(2420)^0 \rightarrow D^*(2010)^+ \pi^-)/\mathcal{B}(B^0 \rightarrow D^*(2010)^- \pi^+ \pi^+ \pi^-)$  used in our fit.

Table 97: Branching fractions for decays to a  $D^{(*)}$  meson and one or more pions, II.

Parameter [ $10^{-4}$ ]	Measurements		Average <sup>HFLAV</sup> <sub>PDG</sub>
$\mathcal{B}(B^0 \rightarrow \bar{D}^0 \pi^0)$	BaBar [656]	$2.69 \pm 0.09 \pm 0.13$	$2.62 \pm 0.15$
	Belle [657]	$2.25 \pm 0.14 \pm 0.35$	$2.63 \pm 0.14$
$\mathcal{B}(B^0 \rightarrow \bar{D}^{*}(2007)^0 \pi^0)$	BaBar [656]	$3.05 \pm 0.14 \pm 0.28$	$2.23 \pm 0.22$
	Belle [657]	$1.39 \pm 0.18 \pm 0.26$	$2.23 \pm 0.57$ <small>p=0.2‰</small>
$\mathcal{B}(B^0 \rightarrow \bar{D}^0 \pi^+ \pi^-)$	LHCb [658]	$8.46 \pm 0.14 \pm 0.49$ <sup>1</sup>	$8.45 \pm 0.39$
	Belle [649]	$8.4 \pm 0.4 \pm 0.8$	$8.80 \pm 0.46$
	LHCb [659] <sup>2,3</sup> , [660] <sup>4,5,6</sup> , [661] <sup>7,8</sup>		
$\mathcal{B}(B^0 \rightarrow \bar{D}^{*}(2007)^0 \pi^+ \pi^-)$	Belle [662]	$6.2 \pm 1.2 \pm 1.8$	$6.2 \pm 2.2$

<sup>1</sup> In phase space region  $M(\bar{D}^0 \pi^+) > 2.1 \text{ GeV}/c^2$ .

<sup>2</sup> Measurement of  $\mathcal{B}(B_s^0 \rightarrow \bar{D}^0 K^- \pi^+)/\mathcal{B}(B^0 \rightarrow \bar{D}^0 \pi^+ \pi^-)$  used in our fit.

<sup>3</sup> Measurement of  $\mathcal{B}(B^0 \rightarrow \bar{D}^0 K^+ \pi^-)/\mathcal{B}(B^0 \rightarrow \bar{D}^0 \pi^+ \pi^-)$  used in our fit.

<sup>4</sup> Measurement of  $\mathcal{B}(B_s^0 \rightarrow \bar{D}^0 \phi(1020))/\mathcal{B}(B^0 \rightarrow \bar{D}^0 \pi^+ \pi^-)$  used in our fit.

<sup>5</sup> Measurement of  $\mathcal{B}(B_s^0 \rightarrow \bar{D}^{*}(2007)^0 \phi(1020))/\mathcal{B}(B^0 \rightarrow \bar{D}^0 \pi^+ \pi^-)$  used in our fit.

<sup>6</sup> Measurement of  $\mathcal{B}(B^0 \rightarrow \bar{D}^0 \phi(1020))/\mathcal{B}(B^0 \rightarrow \bar{D}^0 \pi^+ \pi^-)$  used in our fit.

<sup>7</sup> Measurement of  $\mathcal{B}(B^0 \rightarrow \bar{D}^0 K^+ K^-)/\mathcal{B}(B^0 \rightarrow \bar{D}^0 \pi^+ \pi^-)$  used in our fit.

<sup>8</sup> Measurement of  $\mathcal{B}(B_s^0 \rightarrow \bar{D}^0 K^+ K^-)/\mathcal{B}(B^0 \rightarrow \bar{D}^0 \pi^+ \pi^-)$  used in our fit.



Table 98: Branching fractions for decays to a  $D^{(*)0}$  meson and a light meson.

Parameter [ $10^{-4}$ ]	Measurements	Average <sup>HFLAV</sup> <sub>PDG</sub>
$\mathcal{B}(B^0 \rightarrow \bar{D}^0 \rho^0(770))$	Belle [649] $3.19 \pm 0.20 \pm 0.45$ Belle [662] $4.1 \pm 2.0 \pm 0.2$ <sup>1</sup> LHCb [663] <sup>2</sup>	$3.07 \pm 0.46$ $3.21 \pm 0.21$
$\mathcal{B}(B^0 \rightarrow \bar{D}^{*}(2007)^0 \rho^0(770))$	Belle [662] $< 5.1$	$< 5.1$
$\mathcal{B}(B^0 \rightarrow \bar{D}^0 \eta)$	BaBar [656] $2.53 \pm 0.09 \pm 0.11$ Belle [657] $1.77 \pm 0.16 \pm 0.21$	$2.36 \pm 0.13$ $2.36 \pm 0.32$
$\mathcal{B}(B^0 \rightarrow \bar{D}^{*}(2007)^0 \eta)$	BaBar [656] $2.69 \pm 0.14 \pm 0.23$ Belle [657] $1.4 \pm 0.3 \pm 0.3$	$2.26 \pm 0.22$ <sub>p=5.8%</sub> $2.26 \pm 0.61$
$\mathcal{B}(B^0 \rightarrow \bar{D}^0 \eta')$	BaBar [656] $1.48 \pm 0.13 \pm 0.07$ Belle [664] $1.14 \pm 0.20^{+0.10}_{-0.13}$	$1.38 \pm 0.12$ $1.38 \pm 0.16$
$\mathcal{B}(B^0 \rightarrow \bar{D}^{*}(2007)^0 \eta')$	BaBar [656] $1.48 \pm 0.22 \pm 0.13$ Belle [664] $1.21 \pm 0.34 \pm 0.22$	$1.40 \pm 0.22$
$\mathcal{B}(B^0 \rightarrow \bar{D}^0 \omega(782))$	BaBar [656] $2.57 \pm 0.11 \pm 0.14$ Belle [657] $2.37 \pm 0.23 \pm 0.28$ LHCb [658] $2.81 \pm 0.72 \pm 0.18$ Belle [662] <sup>3</sup>	$2.54 \pm 0.16$
$\mathcal{B}(B^0 \rightarrow \bar{D}^{*}(2007)^0 \omega(782))$	BaBar [656] $4.55 \pm 0.24 \pm 0.39$ Belle [657] $2.29 \pm 0.39 \pm 0.40$	$3.64 \pm 0.35$ <sub>p=1.8%</sub> $3.64 \pm 1.11$
$\mathcal{B}(B^0 \rightarrow \bar{D}^0 f_2(1270))$	LHCb [658] $1.61 \pm 0.11 \pm 0.17$ Belle [649] $1.2 \pm 0.2 \pm 0.4$	$1.54 \pm 0.18$ $1.56 \pm 0.21$

<sup>1</sup> Using  $\mathcal{B}(B^0 \rightarrow \bar{D}^0 \omega(782))$ .

<sup>2</sup> Measurement of  $\mathcal{B}(B_s^0 \rightarrow \bar{D}^0 \bar{K}^*(892)^0)/\mathcal{B}(B^0 \rightarrow \bar{D}^0 \rho^0(770))$  used in our fit.

<sup>3</sup> Measurement of  $\mathcal{B}(B^0 \rightarrow \bar{D}^0 \rho^0(770))/\mathcal{B}(B^0 \rightarrow \bar{D}^0 \omega(782))$  used in our fit.

Table 99: Branching fractions for decays to a  $D^{(*)+}$  meson and one or more kaons.

Parameter [ $10^{-4}$ ]	Measurements		Average <sup>HFLAV</sup> <sub>PDG</sub>
$\mathcal{B}(B^0 \rightarrow D^- K^+)$	LHCb [647]	$2.108 \pm 0.028^{+0.127}_{-0.124}$ <sup>1</sup>	$2.10 \pm 0.13$
	Belle [642]	$1.74 \pm 0.38 \pm 0.20$ <sup>1</sup>	$1.86 \pm 0.20$
$\mathcal{B}(B^0 \rightarrow D^{*}(2010)^- K^+)$	BaBar [650]	$2.040 \pm 0.089 \pm 0.109$ <sup>2</sup>	$2.03 \pm 0.14$
	Belle [642]	$1.95 \pm 0.39 \pm 0.17$ <sup>2</sup>	$2.12^{+0.16}_{-0.15}$
$\mathcal{B}(B^0 \rightarrow D^- K^{*}(892)^+)$	BaBar [665]	$4.6 \pm 0.6 \pm 0.5$	$4.60 \pm 0.78$
			$4.46 \pm 0.72$
$\mathcal{B}(B^0 \rightarrow D^{*}(2010)^- K^{*}(892)^+)$	BaBar [665]	$3.2 \pm 0.6 \pm 0.3$	$3.20 \pm 0.67$
			$3.30 \pm 0.61$
$\mathcal{B}(B^0 \rightarrow D^- K^0 \pi^+)$	BaBar [665]	$4.9 \pm 0.7 \pm 0.5$	$4.90 \pm 0.86$
$\mathcal{B}(B^0 \rightarrow D^{*}(2010)^- K^0 \pi^+)$	BaBar [665]	$3.0 \pm 0.7 \pm 0.3$	$3.00 \pm 0.76$
$\mathcal{B}(B^0 \rightarrow D^- K^+ \bar{K}^0)$	Belle [666]	$< 3.1$	$< 3.1$
$\mathcal{B}(B^0 \rightarrow D^{*}(2010)^- K^+ \bar{K}^0)$	Belle [666]	$< 4.7$	$< 4.7$
$\mathcal{B}(B^0 \rightarrow D^- \bar{K}^{*}(892)^0 K^+)$	Belle [666]	$8.8 \pm 1.1 \pm 1.5$	$8.8 \pm 1.9$
$\mathcal{B}(B^0 \rightarrow D^{*}(2010)^- \bar{K}^{*}(892)^0 K^+)$	Belle [666]	$12.9 \pm 2.2 \pm 2.5$	$12.9 \pm 3.3$
$\mathcal{B}(B^0 \rightarrow D^- K^+ \pi^+ \pi^-)$	LHCb [648]	$3.51 \pm 0.65^{+0.49}_{-0.47}$ <sup>3</sup>	$3.51^{+0.85}_{-0.78}$
			$3.55 \pm 0.83$
$\mathcal{B}(B^0 \rightarrow D^{*}(2010)^- K^+ \pi^+ \pi^-)$	LHCb [651]	$4.583 \pm 0.262 \pm 0.299$ <sup>4</sup>	$4.58 \pm 0.40$
			$4.66 \pm 0.41$

<sup>1</sup> Using  $\mathcal{B}(B^0 \rightarrow D^- \pi^+)$ .

<sup>2</sup> Using  $\mathcal{B}(B^0 \rightarrow D^{*}(2010)^- \pi^+)$ .

<sup>3</sup> Using  $\mathcal{B}(B^0 \rightarrow D^- \pi^+ \pi^+ \pi^-)$ .

<sup>4</sup> Using  $\mathcal{B}(B^0 \rightarrow D^{*}(2010)^- \pi^+ \pi^+ \pi^-)$ .

Table 100: Branching fractions for decays to a  $D^{(*)0}$  meson and one or more kaons or a  $\phi$ .

Parameter [ $10^{-5}$ ]	Measurements		Average <sup>HFLAV</sup> <sub>PDG</sub>
$\mathcal{B}(B^0 \rightarrow \bar{D}^0 K^0)$	BaBar [667]	$5.3 \pm 0.7 \pm 0.3$	$5.23 \pm 0.67$
	Belle [668]	$5.0^{+1.3}_{-1.2} \pm 0.6$	$5.23^{+0.67}_{-0.66}$
$\mathcal{B}(B^0 \rightarrow \bar{D}^{*}(2007)^0 K^0)$	BaBar [667]	$3.6 \pm 1.2 \pm 0.3$	$3.6 \pm 1.2$
	Belle [668]	$< 6.6$	
$\mathcal{B}(B^0 \rightarrow \bar{D}^0 K^+ \pi^-)$	LHCb [659]	$8.95 \pm 0.59 \pm 0.79$ <sup>1</sup>	$8.92 \pm 0.86$
	BaBar [650]	$8.8 \pm 1.5 \pm 0.9$ <sup>2</sup>	$8.80 \pm 1.75$
$\mathcal{B}(B^0 \rightarrow \bar{D}^0 K^{*}(892)^0)$	BaBar [650]	$3.8 \pm 0.6 \pm 0.4$ <sup>3</sup>	$4.32 \pm 0.42$ none
	BaBar [667]	$4.0 \pm 0.7 \pm 0.3$	
	Belle [668]	$4.8^{+1.1}_{-1.0} \pm 0.5$	
	LHCb [669] <sup>4</sup>		
$\mathcal{B}(B^0 \rightarrow \bar{D}^{*}(2007)^0 K^{*}(892)^0)$	Belle [668]	$< 6.9$	$< 6.9$
$\mathcal{B}(B^0 \rightarrow D^{*}(2007)^0 K^{*}(892)^0)$	Belle [668]	$< 4.0$	$< 4.0$
$\mathcal{B}(B^0 \rightarrow D^0 K^+ \pi^-)$	BaBar [650]	$< 1.9$	$< 1.9$ $0.5 \pm 0.3$
$\mathcal{B}(B^0 \rightarrow D^0 K^{*}(892)^0)$	Belle [668]	$< 1.8$	$0.00 \pm 0.58$
	BaBar [667]	$0.0 \pm 0.5 \pm 0.3$	$0.22^{+0.09}_{-0.10}$
$\mathcal{B}(B^0 \rightarrow \bar{D}^0 K^+ K^-)$	LHCb [661]	$5.83 \pm 0.34 \pm 0.37$ <sup>1</sup>	$5.92 \pm 0.39$
	LHCb [661]	$6.1 \pm 0.4 \pm 0.4$	$5.93 \pm 0.52$
$\mathcal{B}(B^0 \rightarrow \bar{D}^0 \phi(1020))$	LHCb [660]	$0.101 \pm 0.059 \pm 0.026$ <sup>1</sup>	$0.101 \pm 0.064$
	LHCb [660]	$< 0.20$	$< 0.230$

<sup>1</sup> Using  $\mathcal{B}(B^0 \rightarrow \bar{D}^0 \pi^+ \pi^-)$ .

<sup>2</sup> Excluding  $D^{*}(2010)^+ K^-$ .

<sup>3</sup> Using  $\mathcal{B}(K^{*}(892)^0 \rightarrow K^+ \pi^-)$ .

<sup>4</sup> Measurement of  $\mathcal{B}(B_s^0 \rightarrow \bar{D}^0 \bar{K}^{*}(892)^0)/\mathcal{B}(B^0 \rightarrow \bar{D}^0 K^{*}(892)^0)$  used in our fit.

Table 101: Branching fractions for decays to a  $D_s^{(*)}$  meson.

Parameter [ $10^{-4}$ ]	Measurements		Average <sup>HFLAV</sup> <sub>PDG</sub>
$\mathcal{B}(B^0 \rightarrow D_s^+ \pi^-)$	Belle [670] BaBar [671]	$0.199 \pm 0.026 \pm 0.018$ $0.25 \pm 0.04 \pm 0.02$	$0.216 \pm 0.026$
$\mathcal{B}(B^0 \rightarrow D_s^{*+} \pi^-)$	Belle [672] BaBar [671]	$0.175 \pm 0.034 \pm 0.020$ $0.26^{+0.05}_{-0.04} \pm 0.02$	$0.212 \pm 0.030$ $0.212^{+0.045}_{-0.042}$
$\mathcal{B}(B^0 \rightarrow D_s^+ \rho^-(770))$	BaBar [671]	$0.11^{+0.09}_{-0.08} \pm 0.03$	$0.110^{+0.095}_{-0.085}$ $< 0.240$
$\mathcal{B}(B^0 \rightarrow D_s^{*+} \rho^-(770))$	BaBar [671]	$0.41^{+0.13}_{-0.12} \pm 0.04$	$0.41 \pm 0.13$ $0.41^{+0.14}_{-0.13}$
$\mathcal{B}(B^0 \rightarrow D_s^+ a_0(980)^-)$	BaBar [673]	$0.06^{+0.14}_{-0.11} \pm 0.01$ <sup>1</sup>	$0.06^{+0.14}_{-0.11}$ $< 0.19$
$\mathcal{B}(B^0 \rightarrow D_s^{*+} a_0(980)^-)$	BaBar [673]	$0.14^{+0.21}_{-0.16} \pm 0.03$ <sup>1</sup>	$0.14^{+0.21}_{-0.16}$ $< 0.36$
$\mathcal{B}(B^0 \rightarrow D_s^+ a_2(1320)^-)$	BaBar [673]	$0.64^{+1.04}_{-0.57} \pm 0.15$ <sup>1</sup>	$0.6^{+1.0}_{-0.6}$ $< 1.9$
$\mathcal{B}(B^0 \rightarrow D_s^{*+} a_2(1320)^-)$	BaBar [673]	$< 2.00$	$< 2.0$
$\mathcal{B}(B^0 \rightarrow D_s^- \pi^+)$	LHCb [674] <sup>2</sup>		$17.1^{+2.4}_{-2.2}$ none
$\mathcal{B}(B^0 \rightarrow D_s^- K^+)$	LHCb [674] Belle [670] BaBar [671]	$0.221 \pm 0.009^{+0.034}_{-0.031}$ <sup>3</sup> $0.191 \pm 0.024 \pm 0.017$ $0.29 \pm 0.04 \pm 0.02$	$0.221 \pm 0.024$ $0.275 \pm 0.049$
$\mathcal{B}(B^0 \rightarrow D_s^{*-} K^+)$	Belle [672] BaBar [671]	$0.202 \pm 0.033 \pm 0.022$ $0.24 \pm 0.04 \pm 0.02$	$0.219 \pm 0.030$
$\mathcal{B}(B^0 \rightarrow D_s^- K^*(892)^+)$	BaBar [671]	$0.35^{+0.10}_{-0.09} \pm 0.04$	$0.35 \pm 0.10$ $0.35^{+0.11}_{-0.10}$
$\mathcal{B}(B^0 \rightarrow D_s^{*-} K^*(892)^+)$	BaBar [671]	$0.32^{+0.14}_{-0.12} \pm 0.04$	$0.32^{+0.15}_{-0.13}$
$\mathcal{B}(B^0 \rightarrow D_s^- K_S^0 \pi^+)$	BaBar [675]	$0.55 \pm 0.13 \pm 0.10$	$0.55 \pm 0.17$ $0.97 \pm 0.14$
$\mathcal{B}(B^0 \rightarrow D_s^{*-} K^0 \pi^+)$	BaBar [675]	$< 0.55$	$< 0.55$ $< 1.10$
$\mathcal{B}(B^0 \rightarrow D_s^- K^+ \pi^+ \pi^-)$	LHCb [676]	$1.67 \pm 0.22^{+0.42}_{-0.38}$ <sup>4</sup>	$1.66^{+0.50}_{-0.41}$ $1.73 \pm 0.47$

<sup>1</sup> Using BaBar result for  $\mathcal{B}(D_s^+ \rightarrow \phi \pi^+)$  [677]

<sup>2</sup> Measurement of  $\mathcal{B}(B^0 \rightarrow D_s^- K^+)/\mathcal{B}(B^0 \rightarrow D_s^- \pi^+)$  used in our fit.

<sup>3</sup> Using  $\mathcal{B}(B^0 \rightarrow D_s^- \pi^+)$ .

<sup>4</sup> Using  $\mathcal{B}(B_s^0 \rightarrow D_s^- K^+ \pi^+ \pi^-)$ .

Table 102: Branching fractions for decays to excited  $D$  mesons.

Parameter [ $10^{-3}$ ]	Measurements	Average <sup>HFLAV</sup> <sub>PDG</sub>
$\mathcal{B}(B^0 \rightarrow D^{*-}\pi^+)^1$	BaBar [641] $2.34 \pm 0.65 \pm 0.88$	$2.3 \pm 1.1$ $1.9 \pm 0.9$

<sup>1</sup>  $D^{**}$  refers to the sum of all the non-strange charm meson states with masses in the range 2.2 - 2.8 GeV/ $c^2$

Table 103: Branching fractions for decays to excited  $D_{(s)}$  mesons.

Parameter [ $10^{-5}$ ]	Measurements	Average <sup>HFLAV</sup> <sub>PDG</sub>
$\mathcal{B}(B^0 \rightarrow \bar{D}_1(2420)^0 \pi^+ \pi^-) \times \mathcal{B}(D_1(2420)^0 \rightarrow D^*(2010)^+ \pi^-)$	LHCb [651] $14.45 \pm 2.97 \pm 1.65$ <sup>1</sup>	$14.4 \pm 3.4$ $14.7 \pm 3.5$
$\mathcal{B}(B^0 \rightarrow D_1(2420)^- \pi^+) \times \mathcal{B}(D_1(2420)^+ \rightarrow D^+ \pi^+ \pi^-)$	Belle [678] $8.9 \pm 1.5$ $^{+1.7}_{-3.1}$ LHCb [646] $12.5 \pm 3.0$ $^{+2.3}_{-3.3}$ <sup>2</sup>	$9.8$ $^{+1.9}_{-2.3}$ $9.9$ $^{+2.0}_{-2.5}$
$\mathcal{B}(B^0 \rightarrow \bar{D}_1(2430)^0 \omega(782)) \times \mathcal{B}(D_1(2430)^0 \rightarrow D^*(2010)^+ \pi^-)$	BaBar [655] $41 \pm 12 \pm 11$	$41 \pm 16$ $27$ $^{+8}_{-4}$
$\mathcal{B}(B^0 \rightarrow D_0^*(2300)^- \pi^+) \times \mathcal{B}(D_0^*(2300)^+ \rightarrow \bar{D}^0 \pi^+)$	Belle [649] $6 \pm 1 \pm 3$	$6.0 \pm 3.0$ none
$\mathcal{B}(B^0 \rightarrow D_2^*(2460)^- \pi^+) \times \mathcal{B}(D_2^*(2460)^+ \rightarrow \bar{D}^0 \pi^+)$	Belle [649] $21.5 \pm 1.7 \pm 3.1$	$21.5 \pm 3.6$ $23.8 \pm 1.6$
$\mathcal{B}(B^0 \rightarrow D_1(2420)^- \pi^+) \times \mathcal{B}(D_1(2420)^+ \rightarrow D^*(2010)^+ \pi^+ \pi^-)$	Belle [678] $< 3.3$	$< 3.3$
$\mathcal{B}(B^0 \rightarrow D_2^*(2460)^- \pi^+) \times \mathcal{B}(D_2^*(2460)^+ \rightarrow D^*(2010)^+ \pi^+ \pi^-)$	Belle [678] $< 2.4$	$< 2.4$
$\mathcal{B}(B^0 \rightarrow D_2^*(2460)^- K^+) \times \mathcal{B}(D_2^*(2460)^+ \rightarrow D^0 \pi^+)$	BaBar [650] $1.83 \pm 0.40 \pm 0.31$	$1.83 \pm 0.51$ none
$\mathcal{B}(B^0 \rightarrow D_{s1}(2460)^- \pi^+)$	Belle [679] $< 2.2$ <sup>3</sup>	$< 2.2$ none
$\mathcal{B}(B^0 \rightarrow D_{s1}(2460)^- K^+)$	Belle [679] $< 5.12$ <sup>3</sup>	$< 5.1$ none
$\mathcal{B}(B^0 \rightarrow D_{s0}^*(2317)^- \pi^+)$	Belle [679] $< 2.5$ <sup>4</sup>	$< 2.5$ $< 0.4$
$\mathcal{B}(B^0 \rightarrow D_{s0}^*(2317)^- K^+)$	Belle [679] $5.3$ $^{+1.5}_{-1.3}$ $^{+1.6}_{-1.9}$ <sup>4</sup>	$5.3$ $^{+2.3}_{-2.0}$ none

<sup>1</sup> Using  $\mathcal{B}(B^0 \rightarrow D^*(2010)^- \pi^+ \pi^+ \pi^-)$ .<sup>2</sup> Using  $\mathcal{B}(B^0 \rightarrow D^- \pi^+ \pi^+ \pi^-)$ .<sup>3</sup> Using  $\mathcal{B}(D_{s1}(2460)^+ \rightarrow D_s^+ \gamma)$ .<sup>4</sup> Using  $\mathcal{B}(D_{s0}^*(2317)^+ \rightarrow D_s^+ \pi^0)$ .

Table 104: Branching fractions for decays to baryons.

Parameter [ $10^{-4}$ ]	Measurements		Average <sup>HFLAV</sup> <sub>PDG</sub>
$\mathcal{B}(B^0 \rightarrow D^- p \bar{p} \pi^+)$	BaBar [680]	$3.32 \pm 0.10 \pm 0.29$	$3.32 \pm 0.31$
$\mathcal{B}(B^0 \rightarrow D^*(2010)^- p \bar{p} \pi^+)$	BaBar [680]	$4.55 \pm 0.16 \pm 0.39$	$4.55 \pm 0.42$ $4.68 \pm 0.49$
$\mathcal{B}(B^0 \rightarrow \bar{D}^0 p \bar{p} \pi^+ \pi^-)$	BaBar [680]	$2.99 \pm 0.21 \pm 0.45$	$2.99 \pm 0.50$
$\mathcal{B}(B^0 \rightarrow \bar{D}^*(2007)^0 p \bar{p} \pi^+ \pi^-)$	BaBar [680]	$1.91 \pm 0.36 \pm 0.29$	$1.91 \pm 0.46$
$\mathcal{B}(B^0 \rightarrow \bar{D}^0 p \bar{p})$	BaBar [680]	$1.02 \pm 0.04 \pm 0.06$	$1.036 \pm 0.069$
	Belle [681]	$1.18 \pm 0.15 \pm 0.16$	
$\mathcal{B}(B^0 \rightarrow \bar{D}^*(2007)^0 p \bar{p})$	BaBar [680]	$0.97 \pm 0.07 \pm 0.09$	$0.99 \pm 0.11$
	Belle [681]	$1.2 \pm 0.3 \pm 0.2$	
$\mathcal{B}(B^0 \rightarrow D_s^- \bar{\Lambda}^0 p)$	Belle [682]	$0.29 \pm 0.07 \pm 0.06$	$0.298^{+0.092}_{-0.093}$
			$0.284 \pm 0.088$
$\mathcal{B}(B^0 \rightarrow \bar{D}^0 \Lambda^0 \bar{\Lambda}^0)$	BaBar [683]	$0.098^{+0.029}_{-0.026} \pm 0.019$	$0.100 \pm 0.028$ $0.100^{+0.030}_{-0.026}$
	Belle [684]	$0.105^{+0.057}_{-0.044} \pm 0.014$	
$\mathcal{B}(B^0 \rightarrow \bar{D}^0 \Sigma^0 \Lambda^0 + \text{c.c.})$	BaBar [683]	$0.150^{+0.090}_{-0.080} \pm 0.030$	$0.150^{+0.095}_{-0.085}$ $< 0.310$
$\mathcal{B}(B^0 \rightarrow D^- \bar{\Lambda}^0 p)$	Belle [685]	$0.336 \pm 0.063 \pm 0.044$	$0.336 \pm 0.077$
			$0.251 \pm 0.044$
$\mathcal{B}(B^0 \rightarrow D^*(2010)^- \bar{\Lambda}^0 p)$	Belle [685]	$0.251 \pm 0.026 \pm 0.035$	$0.251 \pm 0.044$
			$0.336 \pm 0.077$

### 3311 8.1.2 Decays to two open charm mesons

3312 Averages of  $B^0$  decays to two open charm mesons are shown in Tables 105–109.

Table 105: Branching fractions for decays to  $D^{(*)}\overline{D}^{(*)}$ .

Parameter [ $10^{-4}$ ]	Measurements		Average <sup>HFLAV</sup> <sub>PDG</sub>
$\mathcal{B}(B^0 \rightarrow D^+ D^-)$	Belle [278]	$2.12 \pm 0.16 \pm 0.18$	$2.20 \pm 0.23$ $2.11 \pm 0.18$
	BaBar [686]	$2.8 \pm 0.4 \pm 0.5$	
	LHCb [687] <sup>1</sup>		
$\mathcal{B}(B^0 \rightarrow D^*(2010)^+ D^-)$	Belle [278]	$6.14 \pm 0.29 \pm 0.50$	$6.03 \pm 0.50$
	BaBar [686]	$5.7 \pm 0.7 \pm 0.7$ <sup>2</sup>	$6.14 \pm 0.58$
$\mathcal{B}(B^0 \rightarrow D^*(2010)^+ D^*(2010)^-)$	Belle [351]	$7.82 \pm 0.38 \pm 0.60$	$7.90 \pm 0.61$
	BaBar [686]	$8.1 \pm 0.6 \pm 1.0$	none
$\mathcal{B}(B^0 \rightarrow D^0 \overline{D}^0)$	LHCb [687]	$0.134 \pm 0.057^{+0.024}_{-0.023}$ <sup>3</sup>	$0.134^{+0.064}_{-0.061}$ $0.140 \pm 0.067$
	Belle [688]	$< 0.43$	
	BaBar [686]	$< 0.6$	
$\mathcal{B}(B^0 \rightarrow D^*(2007)^0 \overline{D}^0)$	BaBar [686]	$< 2.9$	$< 2.9$
$\mathcal{B}(B^0 \rightarrow D^*(2007)^0 \overline{D}^{*}(2007)^0)$	BaBar [686]	$< 0.9$	$< 0.90$

<sup>1</sup> Measurement of  $\mathcal{B}(B_s^0 \rightarrow D^+ D^-)/\mathcal{B}(B^0 \rightarrow D^+ D^-)$  used in our fit.

<sup>2</sup> Including the charge-conjugate final state.

<sup>3</sup> Using  $\mathcal{B}(B^+ \rightarrow D_s^+ \overline{D}^0)$ .



Table 106: Branching fractions for decays to two  $D$  mesons and a kaon.

Parameter [ $10^{-3}$ ]	Measurements		Average <sup>HFLAV</sup> <sub>PDG</sub>
$\mathcal{B}(B^0 \rightarrow D^*(2010)^- D^+ K^0)$	BaBar [689]	$6.41 \pm 0.36 \pm 0.39$	$6.41 \pm 0.53$
$\mathcal{B}(B^0 \rightarrow D^*(2010)^+ D^*(2010)^- K^0)$	BaBar [689]	$8.26 \pm 0.43 \pm 0.67$	$8.33 \pm 0.64$
	BaBar [256] <sup>1,2</sup>		$8.11 \pm 0.65$
	Belle [257] <sup>1</sup>		
$\mathcal{B}(B^0 \rightarrow D^*(2010)^- D^0 K^+)$	BaBar [689]	$2.47 \pm 0.10 \pm 0.18$	$2.47 \pm 0.21$
$\mathcal{B}(B^0 \rightarrow D^*(2007)^0 D^- K^+)$	BaBar [689]	$3.46 \pm 0.18 \pm 0.37$	$3.46 \pm 0.41$
$\mathcal{B}(B^0 \rightarrow D_s^- D^*(2007)^0 K^+)$	<b>BaBar [689]</b>	$10.6 \pm 0.3 \pm 0.9$	$10.60 \pm 0.92$ none
$\mathcal{B}(B^0 \rightarrow D^*(2007)^0 \bar{D}^0 K^0)$	BaBar [689]	$1.08 \pm 0.32 \pm 0.36$	$1.08 \pm 0.48$
$\mathcal{B}(B^0 \rightarrow D^*(2007)^0 \bar{D}^{*0}(2007)^0 K^0)$	BaBar [689]	$2.4 \pm 0.6 \pm 0.7$	$2.40 \pm 0.87$
$\mathcal{B}(B^0 \rightarrow D^+ D^- K^0)$	BaBar [689]	$0.75 \pm 0.12 \pm 0.12$	$0.75 \pm 0.17$
$\mathcal{B}(B^0 \rightarrow D^- D^0 K^+)$	BaBar [689]	$1.07 \pm 0.07 \pm 0.09$	$1.07 \pm 0.11$
$\mathcal{B}(B^0 \rightarrow D^0 \bar{D}^0 K^0)$	BaBar [689]	$0.27 \pm 0.10 \pm 0.05$	$0.27 \pm 0.11$
$\mathcal{B}(B^0 \rightarrow D^0 \bar{D}^0 K^0 \pi^0)$	<b>Belle [690]</b>	$0.173 \pm 0.070^{+0.031}_{-0.053}$	$0.173^{+0.077}_{-0.088}$ none

<sup>1</sup> Measurement of  $\mathcal{B}(B^0 \rightarrow D^*(2010)^+ D^*(2010)^- K^0)/2$  used in our fit.

<sup>2</sup> Measurement of  $\mathcal{B}(B^0 \rightarrow D_{s1}(2536)^+ D^*(2010)^-)/\mathcal{B}(B^0 \rightarrow D^*(2010)^+ D^*(2010)^- K^0)2$  used in our fit.

Table 107: Branching fractions for decays to  $D_s^{(*)-} D^{(*)+}$ .

Parameter [ $10^{-3}$ ]	Measurements	Average <sup>HFLAV</sup> <sub>PDG</sub>
$\mathcal{B}(B^0 \rightarrow D_s^+ D^-)$	Belle [691]	$7.5 \pm 0.2 \pm 1.1$
	BaBar [692]	$6.00 \pm 1.37^{+1.15}_{-1.14}$ <sup>1</sup>
	BaBar [692]	$9 \pm 2 \pm 1$
	LHCb [687] <sup>2,3,4</sup> , [693] <sup>5,6</sup>	$7.24 \pm 0.77$
$\mathcal{B}(B^0 \rightarrow D_s^+ D^{*}(2010)^-)$	BaBar [694]	$10.3 \pm 1.4 \pm 2.9$
	BaBar [692]	$5.7 \pm 1.6 \pm 0.9$
	BaBar [692]	$11.47 \pm 2.11^{+1.83}_{-1.82}$ <sup>1</sup>
$\mathcal{B}(B^0 \rightarrow D_s^{*+} D^{*}(2010)^-)$	BaBar [677]	$18.8 \pm 0.9 \pm 1.7$
	BaBar [694]	$19.7 \pm 1.5 \pm 5.7$
	BaBar [692]	$16.5 \pm 2.3 \pm 1.9$
	BaBar [692]	$27.4 \pm 4.9 \pm 5.3$ <sup>1</sup>
$\mathcal{B}(B^0 \rightarrow D_s^{*+} D^-)$	BaBar [692]	$6.7 \pm 2.0 \pm 1.1$
	BaBar [692]	$9.30 \pm 2.67 \pm 2.22$ <sup>1</sup>

<sup>1</sup> Using  $\mathcal{B}(D_s^+ \rightarrow \phi(1020)\pi^+)$ .

<sup>2</sup> Measurement of  $\mathcal{B}(B_s^0 \rightarrow D_s^- D^+)/\mathcal{B}(B^0 \rightarrow D_s^+ D^-)$  used in our fit.

<sup>3</sup> Measurement of  $\mathcal{B}(B_s^0 \rightarrow D_s^+ D_s^-)/\mathcal{B}(B^0 \rightarrow D_s^+ D^-)$  used in our fit.

<sup>4</sup> Measurement of  $\mathcal{B}(B^+ \rightarrow D_s^+ \bar{D}^0)/\mathcal{B}(B^0 \rightarrow D_s^+ D^-)$  used in our fit.

<sup>5</sup> At CL=95 %.

<sup>6</sup> Measurement of  $\mathcal{B}(B^0 \rightarrow \Lambda_c^+ \bar{\Lambda}_c^-)/\mathcal{B}(B^0 \rightarrow D_s^+ D^-)$  used in our fit.

Table 108: Branching fractions for decays to  $D_s^{(*)+} D_s^{(*)-}$ .

Parameter [ $10^{-4}$ ]	Measurements	Average <sup>HFLAV</sup> <sub>PDG</sub>
$\mathcal{B}(B^0 \rightarrow D_s^+ D_s^-)$	Belle [691]	$< 0.36$
	BaBar [695]	$< 1.0$
$\mathcal{B}(B^0 \rightarrow D_s^{*-} D_s^+)$	BaBar [695]	$< 1.3$
$\mathcal{B}(B^0 \rightarrow D_s^{*+} D_s^{*-})$	BaBar [695]	$< 2.4$

Table 109: Branching fractions for decays to excited  $D_s$  mesons.

Parameter [ $10^{-3}$ ]	Measurements	Average <sup>HFLAV</sup> <sub>PDG</sub>
$\mathcal{B}(B^0 \rightarrow D_{s0}^*(2317)^+ D^-)$	Belle [696] $1.02^{+0.13}_{-0.12} {}^{+0.11}_{-0.23} {}^1$ BaBar [697] $1.8 \pm 0.4 {}^{+0.7}_{-0.6} {}^1$	$1.07^{+0.30}_{-0.16}$ $< 0.95$
$\mathcal{B}(B^0 \rightarrow D_{s0}^*(2317)^+ D^*(2010)^-)$	BaBar [697] $1.5 \pm 0.4 \pm 0.5 {}^1$	$1.50^{+0.70}_{-0.54}$ $1.50^{+0.64}_{-0.57}$
$\mathcal{B}(B^0 \rightarrow D_{s1}(2460)^+ D^-)$	BaBar [697] $4.4 \pm 1.1 {}^{+1.8}_{-1.4} {}^2$ Belle [698] $4.47^{+1.20}_{-1.04} \pm 1.53 {}^2$ Belle [698] $4.25^{+1.37}_{-1.16} \pm 1.43 {}^3$ BaBar [697] $5.2 \pm 1.5 {}^{+2.2}_{-1.7} {}^3$ BaBar [692] $2.6 \pm 1.5 \pm 0.7$ Belle [698] $< 2.2 {}^4$	$4.07 \pm 0.86$ $3.55^{+1.14}_{-1.07}$
$\mathcal{B}(B^0 \rightarrow D_{s1}(2460)^+ D^*(2010)^-)$	BaBar [697] $12.5 \pm 1.6 {}^{+5.0}_{-3.7} {}^2$ BaBar [692] $8.8 \pm 2.0 \pm 1.4$ BaBar [697] $10.3 \pm 2.2 {}^{+4.3}_{-3.3} {}^3$	$10.0 \pm 1.8$ $9.3^{+2.3}_{-2.2}$
$\mathcal{B}(B^0 \rightarrow D_{s1}(2536)^+ D^-)$	BaBar [699] $0.358 \pm 0.101 \pm 0.083 {}^5$ BaBar [699] $0.464 \pm 0.183 \pm 0.077 {}^6$	$0.39 \pm 0.11$ $0.28 \pm 0.07$
$\mathcal{B}(B^0 \rightarrow D_{s1}(2536)^+ D^*(2010)^-)$	BaBar [699] $0.696 \pm 0.184 \pm 0.167 {}^5$ BaBar [256] $0.766 \pm 0.200 \pm 0.059 {}^7$ BaBar [699] $0.89 \pm 0.27 \pm 0.16 {}^6$	$0.473 \pm 0.094$ none
$\mathcal{B}(B^0 \rightarrow D_{s1}(2536)^- D^+)$	Belle [700] <sup>8</sup>	$0.264 \pm 0.073$ none
$\mathcal{B}(B^0 \rightarrow D_{s1}(2536)^- D^*(2010)^+)$	Belle [700] <sup>9</sup> , [257] <sup>10</sup>	$0.48 \pm 0.14$ $0.50 \pm 0.14$

<sup>1</sup> Using  $\mathcal{B}(D_{s0}^*(2317)^+ \rightarrow D_s^+ \pi^0)$ .<sup>2</sup> Using  $\mathcal{B}(D_{s1}(2460)^+ \rightarrow D_s^+ \gamma)$ .<sup>3</sup> Using  $\mathcal{B}(D_{s1}(2460)^+ \rightarrow D_s^{*+} \pi^0)$ .<sup>4</sup> Using  $\mathcal{B}(D_{s1}(2460)^+ \rightarrow D_s^+ \pi^+ \pi^-)$ .<sup>5</sup> Using  $\mathcal{B}(D_{s1}(2536)^+ \rightarrow D^*(2007)^0 K^+)$ .<sup>6</sup> Using  $\mathcal{B}(D_{s1}(2536)^+ \rightarrow D^*(2010)^+ K^0)$ .<sup>7</sup> Using  $\mathcal{B}(B^0 \rightarrow D^*(2010)^+ D^*(2010)^- K^0)$ .<sup>8</sup> Measurement of  $\mathcal{B}(B^0 \rightarrow D_{s1}(2536)^- D^+)(\mathcal{B}(D_{s1}(2536)^+ \rightarrow D^*(2007)^0 K^+) + \mathcal{B}(D_{s1}(2536)^+ \rightarrow D^*(2010)^+ K^0))$  used in our fit.<sup>9</sup> Measurement of  $\mathcal{B}(B^0 \rightarrow D_{s1}(2536)^- D^*(2010)^+)(\mathcal{B}(D_{s1}(2536)^+ \rightarrow D^*(2007)^0 K^+) + \mathcal{B}(D_{s1}(2536)^+ \rightarrow D^*(2010)^+ K^0))$  used in our fit.<sup>10</sup> Measurement of  $\mathcal{B}(B^0 \rightarrow D_{s1}(2536)^- D^*(2010)^+) BR_{D s1(2536)^- D^*(2010)^+} *_{D^*} +_{K^0} OS$  used in our fit.

### 8.1.3 Decays to charmonium states

Averages of  $B^0$  decays to charmonium states are shown in Tables 110–116.

Table 110: Branching fractions for decays to  $J/\psi$  and one kaon.

Parameter [ $10^{-4}$ ]	Measurements	Average <sup>HFLAV</sup> <sub>PDG</sub>
$\mathcal{B}(B^0 \rightarrow J/\psi K^0)$	BaBar [14] $8.69 \pm 0.22 \pm 0.30$ Belle [701] $7.9 \pm 0.4 \pm 0.9$ CDF [702] $11.5 \pm 2.3 \pm 1.7$ BaBar [703] <sup>1</sup> , [14] <sup>2</sup> CDF [704] <sup>2</sup> LHCb [705] <sup>3</sup> , [706] <sup>4,5</sup>	$8.64^{+0.29}_{-0.28}$ $8.91 \pm 0.21$
$\mathcal{B}(B^0 \rightarrow J/\psi K^+ \pi^-)$	Belle [707] $11.5 \pm 0.1 \pm 0.5$ LHCb [708] <sup>6</sup>	$11.76 \pm 0.49$ $11.50 \pm 0.51$
$\mathcal{B}(B^0 \rightarrow J/\psi K^*(892)^0)$	Belle [707] $11.9 \pm 0.1 \pm 0.8$ BaBar [14] $13.09 \pm 0.26 \pm 0.77$ BaBar [14] $13.05 \pm 0.43^{+0.82}_{-0.81}$ <sup>7</sup> CDF [709] $17.4 \pm 2.0 \pm 1.8$ CDF [704] $12.01 \pm 3.11 \pm 0.95$ <sup>7</sup> LHCb [710] <sup>8</sup>	$12.69 \pm 0.45$ $12.65 \pm 0.46$
$\mathcal{B}(B^0 \rightarrow J/\psi K^0 \pi^+ \pi^-)$	LHCb [706] $4.261 \pm 0.294^{+0.273}_{-0.272}$ <sup>7</sup> LHCb [706] $4.30 \pm 0.30 \pm 0.37$ CDF [711] $10.3 \pm 3.3 \pm 1.5$ LHCb [706] <sup>9</sup>	$4.32 \pm 0.31$ $4.46 \pm 0.40$
$\mathcal{B}(B^0 \rightarrow J/\psi K^0 \rho^0(770))$	CDF [711] $5.4 \pm 2.9 \pm 0.9$	$5.4 \pm 3.0$
$\mathcal{B}(B^0 \rightarrow J/\psi K^*(892)^+ \pi^-)$	CDF [711] $7.7 \pm 4.1 \pm 1.3$	$7.7 \pm 4.3$
$\mathcal{B}(B^0 \rightarrow J/\psi \omega(782) K^0)$	BaBar [712] $2.3 \pm 0.3 \pm 0.3$ BaBar [712] $2.3 \pm 0.3^{+0.5}_{-0.4}$ <sup>10</sup>	$2.28 \pm 0.34$ $2.30 \pm 0.42$
$\mathcal{B}(B^0 \rightarrow J/\psi \phi(1020) K^0)$	BaBar [713] $1.02 \pm 0.38 \pm 0.10$	$1.02 \pm 0.39$ $0.49 \pm 0.10$
$\mathcal{B}(B^0 \rightarrow J/\psi K_1(1270)^0)$	Belle [714] $13 \pm 3 \pm 3$ <sup>11</sup>	$13.1 \pm 4.4$ $13.0 \pm 4.7$
$\mathcal{B}(B^0 \rightarrow J/\psi \eta K_S^0)$	Belle [715] $0.522 \pm 0.078 \pm 0.049$ BaBar [716] $0.84 \pm 0.26 \pm 0.27$	$0.540 \pm 0.089$
$\mathcal{B}(B^0 \rightarrow J/\psi K^*(892)^0 \pi^+ \pi^-)$	CDF [711] $6.6 \pm 1.9 \pm 1.1$ LHCb [706] <sup>12</sup>	$6.6 \pm 2.2$

<sup>1</sup> Measurement of  $\mathcal{B}(B^0 \rightarrow \eta_c K^0)/\mathcal{B}(B^0 \rightarrow J/\psi K^0)$  used in our fit.<sup>2</sup> Measurement of  $\mathcal{B}(B^0 \rightarrow J/\psi K^*(892)^0)/\mathcal{B}(B^0 \rightarrow J/\psi K^0)$  used in our fit.<sup>3</sup> Measurement of  $2\mathcal{B}(B_s^0 \rightarrow J/\psi K_S^0)/\mathcal{B}(B^0 \rightarrow J/\psi K^0)$  used in our fit.<sup>4</sup> Measurement of  $\mathcal{B}(B^0 \rightarrow J/\psi K^0 \pi^+ \pi^-)/\mathcal{B}(B^0 \rightarrow J/\psi K^0)$  used in our fit.<sup>5</sup> Measurement of  $\mathcal{B}(B^0 \rightarrow \psi(2S) K^0)\mathcal{B}(\psi(2S) \rightarrow J/\psi \pi^+ \pi^-)/\mathcal{B}(B^0 \rightarrow J/\psi K^0)$  used in our fit.<sup>6</sup> Measurement of  $\mathcal{B}(B^0 \rightarrow \eta_c K^+ \pi^-)/\mathcal{B}(B^0 \rightarrow J/\psi K^+ \pi^-)$  used in our fit.<sup>7</sup> Using  $\mathcal{B}(B^0 \rightarrow J/\psi K^0)$ .<sup>8</sup> Measurement of  $\mathcal{B}(B^0 \rightarrow \psi(2S) K^*(892)^0)/\mathcal{B}(B^0 \rightarrow J/\psi K^*(892)^0)$  used in our fit.<sup>9</sup> Measurement of  $\mathcal{B}(B_s^0 \rightarrow J/\psi K^0 K^- \pi^+ + \text{c.c.})/\mathcal{B}(B^0 \rightarrow J/\psi K^0 \pi^+ \pi^-)$  used in our fit.<sup>10</sup> Using  $\mathcal{B}(B^+ \rightarrow J/\psi \omega(782) K^+)$ .<sup>11</sup> Using  $\mathcal{B}(B^+ \rightarrow J/\psi K^+)$ .<sup>12</sup> Measurement of  $\mathcal{B}(B^0 \rightarrow J/\psi K^*(892)^0 K^+ K^-)/\mathcal{B}(B^0 \rightarrow J/\psi K^*(892)^0 \pi^+ \pi^-)$  used in our fit.

Table 111: Branching fractions for decays to charmonium other than  $J/\psi$  and one kaon.

Parameter [ $10^{-4}$ ]	Measurements	Average <sup>HFLAV</sup> <sub>PDG</sub>
$\mathcal{B}(B^0 \rightarrow \psi(2S)K^0)$	BaBar [14] $6.46 \pm 0.65 \pm 0.51$ LHCb [706] $4.7 \pm 0.7 \pm 0.7$ Belle [701] $6.7 \pm 1.1$ Belle [717] $6.8 \pm 1.0 \pm 0.7$ Belle [717] $4.7 \pm 1.6 \pm 0.8$ BaBar [14] <sup>1</sup> LHCb [706] <sup>2</sup>	$5.68 \pm 0.38$ $5.85 \pm 0.46$
$\mathcal{B}(B^0 \rightarrow \psi(2S)K^*(892)^0)$	LHCb [710] $6.04 \pm 0.18 \pm 0.29$ <sup>3</sup> Belle [718] $5.52^{+0.35+0.53}_{-0.32-0.58}$ BaBar [14] $6.49 \pm 0.59 \pm 0.97$ BaBar [14] $5.7 \pm 0.8 \pm 0.6$ <sup>4</sup> CDF [709] $9.0 \pm 2.2 \pm 0.9$ LHCb [719] <sup>5</sup>	$6.05 \pm 0.28$ $5.94^{+0.41}_{-0.45}$
$\mathcal{B}(B^0 \rightarrow \eta_c K^0)$	BaBar [703] $9.1 \pm 1.4 \pm 0.9$ <sup>6</sup> BaBar [703] $11.4 \pm 1.5 \pm 3.4$ BaBar [703] $11.58 \pm 1.64 \pm 3.49$ <sup>7</sup> BaBar [720] $6.4^{+2.2}_{-2.0} \pm 2.8$ <sup>8</sup> Belle [721] $12.3 \pm 2.3^{+4.0}_{-4.1}$ Belle [721] <sup>9</sup>	$8.5 \pm 1.1$ $8.0 \pm 1.1$
$\mathcal{B}(B^0 \rightarrow \eta_c K^*(892)^0)$	BaBar [722] $5.7 \pm 0.6 \pm 0.9$ BaBar [722] $6.5 \pm 0.6 \pm 0.7$ <sup>6</sup> BaBar [720] $8 \pm 2 \pm 4$ <sup>8</sup> Belle [721] $11.30 \pm 3.06^{+2.54}_{-3.18}$ <sup>10</sup> Belle [721] $16.2 \pm 3.2^{+5.5}_{-6.0}$	$6.55 \pm 0.69$ $5.21^{+0.78}_{-0.87}$
$\mathcal{B}(B^0 \rightarrow \eta_c K^+ \pi^-)$	LHCb [708] $4.20 \pm 0.18 \pm 0.20$ <sup>11</sup> LHCb [708] $5.73 \pm 0.24 \pm 0.67$	$4.31 \pm 0.26$ $0.62 \pm 0.13$
$\mathcal{B}(B^0 \rightarrow \eta_c(2S)K^*(892)^0)$	BaBar [722] $< 3.9$	$< 3.9$
$\mathcal{B}(B^0 \rightarrow h_c K^*(892)^0)$	BaBar [722] $< 4.3$ <sup>12</sup> BaBar [722] <sup>13</sup>	$< 4.3$ $< 4.0$
$\mathcal{B}(B^0 \rightarrow \psi(3770)K^0)$	BaBar [699] $< 2.35$ <sup>14</sup> BaBar [699] $< 4.64$ <sup>15</sup>	$< 2.3$ none

<sup>1</sup> Measurement of  $\mathcal{B}(B^0 \rightarrow \psi(2S)K^*(892)^0)/\mathcal{B}(B^0 \rightarrow \psi(2S)K^0)$  used in our fit.

<sup>2</sup> Measurement of  $\mathcal{B}(B^0 \rightarrow \psi(2S)K^0)\mathcal{B}(\psi(2S) \rightarrow J/\psi\pi^+\pi^-)/\mathcal{B}(B^0 \rightarrow J/\psi K^0)$  used in our fit.

<sup>3</sup> Using  $\mathcal{B}(B^0 \rightarrow J/\psi K^*(892)^0)$ .

<sup>4</sup> Using  $\mathcal{B}(B^0 \rightarrow \psi(2S)K^0)$ .

<sup>5</sup> Measurement of  $\mathcal{B}(B_s^0 \rightarrow \psi(2S)\bar{K}^*(892)^0)/\mathcal{B}(B^0 \rightarrow \psi(2S)K^*(892)^0)$  used in our fit.

<sup>6</sup> Using  $\mathcal{B}(B^+ \rightarrow \eta_c K^+)$ .

<sup>7</sup> Using  $\mathcal{B}(B^0 \rightarrow J/\psi K^0)$ .

<sup>8</sup> Calculated using  $\mathcal{B}(\eta_c \rightarrow p\bar{p})$ .

<sup>9</sup> Measurement of  $\mathcal{B}(B^0 \rightarrow \eta_c K^*(892)^0)/\mathcal{B}(B^0 \rightarrow \eta_c K^0)$  used in our fit.

<sup>10</sup> Using  $\mathcal{B}(B^0 \rightarrow \eta_c K^0)$ .

<sup>11</sup> Using  $\mathcal{B}(B^0 \rightarrow J/\psi K^+ \pi^-)$ .

<sup>12</sup> Using  $\mathcal{B}(h_c \rightarrow \eta_c \gamma)$ .

<sup>13</sup> Measurement of  $\mathcal{B}(B^0 \rightarrow h_c K^*(892)^0)\mathcal{B}(h_c \rightarrow \eta_c \gamma)/\mathcal{B}(B^+ \rightarrow \eta_c K^+)$  used in our fit.

<sup>14</sup> Using  $\mathcal{B}(\psi(3770) \rightarrow D^0 \bar{D}^0)$ .

<sup>15</sup> Using  $\mathcal{B}(\psi(3770) \rightarrow D^+ D^-)$ .

Table 112: Branching fractions for decays to  $\chi_c$  and one kaon.

Parameter [ $10^{-4}$ ]	Measurements	Average <sup>HFLAV</sup> <sub>PDG</sub>
$\mathcal{B}(B^0 \rightarrow \chi_{c0} K^0)$	BaBar [723] $< 12.4$	$< 12$ $2 \pm 0$
$\mathcal{B}(B^0 \rightarrow \chi_{c0} K^*(892)^0)$	BaBar [724] $1.7 \pm 0.3 \pm 0.2$ BaBar [723] $< 7.7$	$1.70 \pm 0.36$
$\mathcal{B}(B^0 \rightarrow \chi_{c1} K^0)$	Belle [725] $3.78^{+0.17}_{-0.16} \pm 0.33$ BaBar [726] $4.2 \pm 0.3 \pm 0.3$ BaBar [14] <sup>1</sup>	$3.93 \pm 0.27$ $3.95 \pm 0.27$
$\mathcal{B}(B^0 \rightarrow \chi_{c1} K^+ \pi^-)$	Belle [727] $4.97 \pm 0.12 \pm 0.28$ BaBar [728] $5.11 \pm 0.14 \pm 0.58$	$5.00 \pm 0.27$ $4.97 \pm 0.30$
$\mathcal{B}(B^0 \rightarrow \chi_{c1} K^*(892)^0)$	BaBar [726] $2.5 \pm 0.2 \pm 0.2$ Belle [729] $3.1 \pm 0.3 \pm 0.7$ BaBar [14] $2.83 \pm 0.43 \pm 0.51$ <sup>2</sup>	$2.61 \pm 0.25$ $2.38^{+0.20}_{-0.19}$
$\mathcal{B}(B^0 \rightarrow \chi_{c1} K^+ \pi^- \pi^0)$	Belle [727] $3.52 \pm 0.52 \pm 0.24$	$3.52 \pm 0.57$
$\mathcal{B}(B^0 \rightarrow \chi_{c1} K^0 \pi^+ \pi^-)$	Belle [727] $3.16 \pm 0.35 \pm 0.32$	$3.16 \pm 0.47$
$\mathcal{B}(B^0 \rightarrow \chi_{c2} K^0)$	BaBar [726] $0.15 \pm 0.09 \pm 0.03$ Belle [725] $< 0.15$	$0.150 \pm 0.095$ $< 0.150$
$\mathcal{B}(B^0 \rightarrow \chi_{c2} K^*(892)^0)$	BaBar [726] $0.66 \pm 0.18 \pm 0.05$	$0.66 \pm 0.19$ $0.49 \pm 0.12$
$\mathcal{B}(B^0 \rightarrow \chi_{c2} K^+ \pi^-)$	Belle [727] $0.72 \pm 0.09 \pm 0.05$	$0.72 \pm 0.10$

<sup>1</sup> Measurement of  $\mathcal{B}(B^0 \rightarrow \chi_{c1} K^*(892)^0)/\mathcal{B}(B^0 \rightarrow \chi_{c1} K^0)$  used in our fit.<sup>2</sup> Using  $\mathcal{B}(B^0 \rightarrow \chi_{c1} K^0)$ .

Table 113: Branching fractions for decays to charmonium and light mesons.

Parameter [10 <sup>-5</sup> ]	Measurements		Average <sup>HFLAV</sup> <sub>PDG</sub>
$\mathcal{B}(B^0 \rightarrow J/\psi\pi^0)$	BaBar [347]	$1.69 \pm 0.14 \pm 0.07$	$1.74 \pm 0.15$
	Belle [701]	$2.3 \pm 0.5 \pm 0.2$	$1.66 \pm 0.10$
$\mathcal{B}(B^0 \rightarrow J/\psi\pi^+\pi^-)$	BaBar [730]	$4.6 \pm 0.7 \pm 0.6$	$4.60 \pm 0.92$
	LHCb [731] <sup>1</sup>		$4.00 \pm 0.15$
$\mathcal{B}(B^0 \rightarrow J/\psi\pi^+\pi^-(\text{NR}))$	BaBar [732]	$< 1.2$ <sup>2</sup>	$< 1.2$
$\mathcal{B}(B^0 \rightarrow J/\psi\rho^0(770))$	BaBar [732]	$2.7 \pm 0.3 \pm 0.2$	$2.96 \pm 0.28$
	LHCb [733] <sup>3</sup> , [733] <sup>4</sup> , [733] <sup>5</sup>		$2.55^{+0.18}_{-0.16}$
$\mathcal{B}(B^0 \rightarrow J/\psi\eta)$	Belle [734]	$1.23^{+0.18}_{-0.17} \pm 0.07$	$1.12 \pm 0.16$
	LHCb [735]	$0.848 \pm 0.280^{+0.123}_{-0.114}$ <sup>6</sup>	$1.08^{+0.24}_{-0.23}$
	BaBar [713]	$< 2.7$	
$\mathcal{B}(B^0 \rightarrow J/\psi\eta')$	LHCb [735]	$0.855 \pm 0.244^{+0.134}_{-0.124}$ <sup>7</sup>	$0.86 \pm 0.28$
	Belle [734]	$< 0.74$	$0.76^{+0.24}_{-0.25}$
	BaBar [713]	$< 6.3$	
$\mathcal{B}(B^0 \rightarrow J/\psi\omega(782))$	LHCb [733]	$2.63 \pm 0.56^{+0.33}_{-0.46}$ <sup>8</sup>	$2.63 \pm 0.69$
			$1.76^{+0.70}_{-0.53}$
$\mathcal{B}(B^0 \rightarrow J/\psi f_0(980))$	LHCb [736] <sup>9</sup>		$< 0.11$
$\mathcal{B}(B^0 \rightarrow J/\psi f_1(1285))$	LHCb [737]	$0.8450 \pm 0.1963 \pm 0.0752$ <sup>10</sup>	$0.84 \pm 0.21$
$\mathcal{B}(B^0 \rightarrow J/\psi f_2(1270))$	BaBar [732]	$< 0.46$	$< 0.46$
			$0.33^{+0.05}_{-0.06}$
$\mathcal{B}(B^0 \rightarrow J/\psi K^0 K^+ \pi^- + \text{c.c.})$	LHCb [706]	$< 2.10$	$< 2.1$
$\mathcal{B}(B^0 \rightarrow J/\psi K^0 K^+ K^-)$	LHCb [706]	$2.02 \pm 0.43 \pm 0.19$	$2.02 \pm 0.47$
			$2.49 \pm 0.69$
$\mathcal{B}(B^0 \rightarrow J/\psi K^*(892)^0 K^+ K^-)$	LHCb [706]	$3.10 \pm 0.66 \pm 1.07$ <sup>11</sup>	$3.1^{+1.4}_{-1.2}$
			none
$\mathcal{B}(B^0 \rightarrow J/\psi a_0(980)^0) \times \mathcal{B}(a_0(980)^0 \rightarrow K^+ K^-)$	LHCb [738]	$< 0.090$	$< 0.090$
			$0.047 \pm 0.034$
$\mathcal{B}(B^0 \rightarrow J/\psi K^+ K^-)$	LHCb [738]	$0.253 \pm 0.031 \pm 0.019$	$0.253 \pm 0.036$
			$0.254 \pm 0.035$
$\mathcal{B}(B^0 \rightarrow J/\psi\phi(1020))$	LHCb [738]	$< 0.019$	
	Belle [739]	$< 0.094$	$< 0.019$
	BaBar [713]	$< 0.9$	
$\mathcal{B}(B^0 \rightarrow \psi(2S)\pi^+\pi^-)$	LHCb [731]	$2.58 \pm 0.32 \pm 0.57$ <sup>12</sup>	$2.59^{+0.69}_{-0.62}$
			$2.24 \pm 0.35$
$\mathcal{B}(B^0 \rightarrow \chi_{c1}\pi^0)$	Belle [740]	$1.12 \pm 0.25 \pm 0.12$	$1.12 \pm 0.28$

<sup>1</sup> Measurement of  $\mathcal{B}(B^0 \rightarrow \psi(2S)\pi^+\pi^-)/\mathcal{B}(B^0 \rightarrow J/\psi\pi^+\pi^-)$  used in our fit.<sup>2</sup> Non resonant only:  $K_S^0$ ,  $\rho$  and  $f_2$  contributions have been subtracted out.<sup>3</sup> Measurement of  $\mathcal{B}(B^0 \rightarrow J/\psi\omega(782))/\mathcal{B}(B^0 \rightarrow J/\psi\rho^0(770))$  used in our fit.<sup>4</sup> Measurement of  $\mathcal{B}(B_s^0 \rightarrow J/\psi\eta)/\mathcal{B}(B^0 \rightarrow J/\psi\rho^0(770))$  used in our fit.<sup>5</sup> Measurement of  $\mathcal{B}(B_s^0 \rightarrow J/\psi\eta')/\mathcal{B}(B^0 \rightarrow J/\psi\rho^0(770))$  used in our fit.<sup>6</sup> Using  $\mathcal{B}(B_s^0 \rightarrow J/\psi\eta)$ .<sup>7</sup> Using  $\mathcal{B}(B_s^0 \rightarrow J/\psi\eta')$ .<sup>8</sup> Using  $\mathcal{B}(B^0 \rightarrow J/\psi\rho^0(770))$ .<sup>9</sup> Measurement of  $\mathcal{B}(B^0 \rightarrow J/\psi f_0(980))BR_{f_0 \rightarrow p\bar{p}} i +_{\bar{p}} i -$  used in our fit.<sup>10</sup> Using  $\mathcal{B}(f_1(1285) \rightarrow \pi^+\pi^+\pi^-\pi^-)$ .<sup>11</sup> Using  $\mathcal{B}(B^0 \rightarrow J/\psi K^*(892)^0 \pi^+\pi^-)$ .<sup>12</sup> Using  $\mathcal{B}(B^0 \rightarrow J/\psi\pi^+\pi^-)$ .

Table 114: Branching fractions for decays to  $J/\psi$  and photons, baryons, or heavy mesons.

Parameter [ $10^{-6}$ ]	Measurements	Average <sup>HFLAV</sup> <sub>PDG</sub>
$\mathcal{B}(B^0 \rightarrow J/\psi\gamma)$	LHCb [741] $< 1.5$	$< 1.5$
	BaBar [742] $< 1.6$	
$\mathcal{B}(B^0 \rightarrow J/\psi p\bar{p})$	LHCb [743] $0.451 \pm 0.040 \pm 0.044$	$0.451 \pm 0.059$
	LHCb [744] $< 0.52$	
	Belle [745] $< 0.83$	
	BaBar [746] $< 1.9$	
$\mathcal{B}(B^0 \rightarrow J/\psi \bar{D}^0)$	BaBar [747] $< 13$	$< 13$
	Belle [748] $< 20$	

Table 115: Branching fraction ratios.

Parameter [ $10^{-2}$ ]	Measurements	Average
$\frac{\mathcal{B}(B^0 \rightarrow J/\psi K_S^0 K^+ \pi^- + \text{c.c.})}{\mathcal{B}(B^0 \rightarrow J/\psi K_S^0 \pi^+ \pi^-)}$	LHCb [706] $< 4.8$	$< 4.8$

Table 116: Polarization fractions.

Parameter	Measurements	Average
$\frac{A_0(B^0 \rightarrow J/\psi \bar{K}^*(892)^0)}{A_0(\bar{B}^0 \rightarrow J/\psi \bar{K}^*(892)^0)}$	BaBar [749] $< 0.32$	$< 0.32$
$\frac{A_\perp(\bar{B}^0 \rightarrow J/\psi K^*(892)^0)}{A_\perp(B^0 \rightarrow J/\psi K^*(892)^0)}$	BaBar [749] $< 0.26$	$< 0.26$

#### 3315 8.1.4 Decays to charm baryons

3316 Averages of  $B^0$  decays to charm baryons are shown in Tables 117–118.



Table 117: Branching fractions, I.

Parameter [ $10^{-4}$ ]	Measurements		Average <sup>HFLAV</sup> <sub>PDG</sub>
$\mathcal{B}(B^0 \rightarrow \bar{\Lambda}_c^- p \pi^0)$	BaBar [750]	$1.94 \pm 0.17 \pm 0.52$	$1.94 \pm 0.55$ $1.55 \pm 0.19$
$\mathcal{B}(B^0 \rightarrow \bar{\Lambda}_c^- p \pi^+ \pi^-)$	BaBar [751] Belle [752]	$12.30 \pm 0.50 \pm 3.28$ $11.0 \pm 1.2 \pm 3.5$	$11.7 \pm 2.5$ $10.2 \pm 1.4$
$\mathcal{B}(B^0 \rightarrow \bar{\Lambda}_c^- p \pi^+ \pi^- (\text{NR}))$	BaBar [751]	$7.90 \pm 0.40 \pm 2.04$	$7.9 \pm 2.1$ $5.5 \pm 1.0$
$\mathcal{B}(B^0 \rightarrow \bar{\Sigma}_c(2455)^0 p \pi^-)$	BaBar [751] Belle [753]	$0.91 \pm 0.07 \pm 0.24$ $1.4 \pm 0.2 \pm 0.4$	$1.01 \pm 0.22$ $1.08 \pm 0.16$
$\mathcal{B}(B^0 \rightarrow \bar{\Sigma}_c(2455)^{-} p \pi^+)$	BaBar [751] Belle [753]	$2.13 \pm 0.10 \pm 0.56$ $2.1 \pm 0.2 \pm 0.6$	$2.12 \pm 0.42$ $1.83 \pm 0.24$
$\mathcal{B}(B^0 \rightarrow \bar{\Sigma}_c(2520)^{-} p \pi^+)$	BaBar [751] Belle [753]	$1.15 \pm 0.10 \pm 0.30$ $1.2 \pm 0.1 \pm 0.4$	$1.17 \pm 0.24$ $1.02 \pm 0.18$
$\mathcal{B}(B^0 \rightarrow \Lambda_c^+ \bar{\Lambda}_c^-)$	LHCb [693] Belle [754]	$< 0.16^{1,2}$ $< 0.57$	$< 0.16$
$\mathcal{B}(B^0 \rightarrow \Lambda_c^+ \bar{\Lambda}_c^- K^0)$	Belle [755] BaBar [756]	$7.9^{+2.9}_{-2.3} \pm 4.3$ $3.8 \pm 3.1 \pm 2.1$	$5.3 \pm 2.9$ $4.0 \pm 0.9$
$\mathcal{B}(B^0 \rightarrow \bar{\Xi}_c^- \Lambda_c^+)$	BaBar [756] Belle [757]	$5.2 \pm 3.7 \pm 2.8^3$ $32.0^{+12.7}_{-9.6} \pm 17.9^3$	$7.1^{+7.7}_{-4.1}$ $11.6 \pm 8.1$

<sup>1</sup> At CL=95 %.<sup>2</sup> Using  $\mathcal{B}(B^0 \rightarrow D_s^+ D^-)$ .<sup>3</sup> Using  $\mathcal{B}(\Xi_c^+ \rightarrow \Xi^- \pi^+ \pi^+)$ .

Table 118: Branching fractions, II.

Parameter [ $10^{-5}$ ]	Measurements	Average <sup>HFLAV</sup> <sub>PDG</sub>
$\mathcal{B}(B^0 \rightarrow \bar{\Lambda}_c^- p K^+ K^-)$	BaBar [758] $2.5 \pm 0.4 \pm 0.6$	$2.50 \pm 0.75$ $1.99 \pm 0.37$
$\mathcal{B}(B^0 \rightarrow \bar{\Lambda}_c^- p \phi(1020))$	BaBar [758] $< 1.2$	$< 1.2$ $< 1.0$
$\mathcal{B}(B^0 \rightarrow \bar{\Lambda}_c^- p)$	BaBar [759] $1.89 \pm 0.21 \pm 0.49$ Belle [760] $2.19^{+0.56}_{-0.49} \pm 0.65$ BaBar [759] <sup>1</sup>	$1.80 \pm 0.31$ $1.54 \pm 0.18$
$\mathcal{B}(B^0 \rightarrow \bar{\Lambda}_c^- p K^*(892)^0)$	BaBar [761] $1.6 \pm 0.6 \pm 0.4$	$1.60 \pm 0.75$ $< 2.42$
$\mathcal{B}(B^0 \rightarrow \bar{\Lambda}_c^- \Lambda^0 K^+)$	BaBar [762] $3.8 \pm 0.8 \pm 1.0$	$3.8 \pm 1.3$ $4.8 \pm 1.1$
$\mathcal{B}(B^0 \rightarrow \bar{\Lambda}_c^- p K^+ \pi^-)$	BaBar [761] $4.33 \pm 0.82 \pm 1.18$	$4.3 \pm 1.4$ $3.4 \pm 0.7$
$\mathcal{B}(B^0 \rightarrow \bar{\Sigma}_c(2455)^- p)$	BaBar [750] $< 2.4$ <sup>2</sup>	$< 2.4$
$\mathcal{B}(B^0 \rightarrow \bar{\Sigma}_c(2455)^- p K^+)$	BaBar [761] $1.11 \pm 0.30 \pm 0.30$	$1.11 \pm 0.43$ $0.88 \pm 0.25$
$\mathcal{B}(B^0 \rightarrow \bar{\Sigma}_c(2520)^0 p \pi^-)$	BaBar [751] $2.2 \pm 0.7 \pm 0.6$ Belle [753] $< 3.3$	$2.20 \pm 0.93$ $< 3.10$
$\mathcal{B}(B^0 \rightarrow \bar{\Lambda}_c^- p p \bar{p})$	BaBar [763] $< 0.22$ <sup>2</sup>	$< 0.22$ $< 0.28$

<sup>1</sup> Measurement of  $\mathcal{B}(B^+ \rightarrow \bar{\Lambda}_c^- p \pi^+)/\mathcal{B}(B^0 \rightarrow \bar{\Lambda}_c^- p)$  used in our fit.

<sup>2</sup> Using  $\mathcal{B}(\Lambda_c^+ \rightarrow p K^- \pi^+)$ .

### 3317 8.1.5 Decays to exotic states

3318 Averages of  $B^0$  decays to exotic states are shown in Tables 119–122.

Table 119: Branching fractions for decays to  $X(3872)$ .

Parameter [ $10^{-5}$ ]	Measurements	Average <sup>HFLAV</sup> <sub>PDG</sub>
$\mathcal{B}(B^0 \rightarrow X(3872)K^0)$	Belle [725]	$12.87^{+2.53+3.89}_{-2.72-3.34}$ <sup>1</sup>
	Belle [764]	$10.3 \pm 2.9^{+3.2}_{-2.6}$ <sup>2</sup>
	BaBar [765]	$8.5 \pm 5.0^{+2.7}_{-2.3}$ <sup>2</sup>
	BaBar [765]	$10.0 \pm 5.4 \pm 3.2$ <sup>3</sup>
	BaBar [712]	$13 \pm 7 \pm 5$ <sup>4</sup>
	BaBar [726]	$22.2 \pm 10.7^{+6.6}_{-5.6}$ <sup>1</sup>
	Belle [725]	$25^{+13}_{-14} \pm 12$ <sup>5</sup>
	BaBar [712]	$21^{+17}_{-12} \pm 6$ <sup>2</sup>
	BaBar [726]	$27 \pm 19 \pm 10$ <sup>5</sup>
	BaBar [699]	$< 118.1$ <sup>6</sup>
$\mathcal{B}(B^0 \rightarrow X(3872)K^*(892)^0)$	BaBar [726]	$-2.5 \pm 6.0^{+0.9}_{-0.8}$ <sup>1</sup>
	BaBar [726]	$7 \pm 14 \pm 3$ <sup>5</sup>
$\mathcal{B}(B^0 \rightarrow X(3872)K^+\pi^-)$	Belle [766]	$22.6 \pm 3.7 \pm 6.9$ <sup>3</sup>
$\mathcal{B}(B^0 \rightarrow X(3872)K^0) \times \mathcal{B}(X(3872) \rightarrow \chi_{c1}\gamma)$		$23^{+10}_{-6}$ $21 \pm 8$
	Belle [717]	$< 0.96$ none
$\mathcal{B}(B^0 \rightarrow X(3872)K^0) \times \mathcal{B}(X(3872) \rightarrow \chi_{c2}\gamma)$		$< 1.2$ none
	Belle [717]	$< 1.22$ none

<sup>1</sup> Using  $\mathcal{B}(X(3872) \rightarrow \psi(2S)\gamma)$ .<sup>2</sup> Using  $\mathcal{B}(B^+ \rightarrow X(3872)K^+)$ .<sup>3</sup> Using  $\mathcal{B}(X(3872) \rightarrow J/\psi\pi^+\pi^-)$ .<sup>4</sup> Using  $\mathcal{B}(X(3872) \rightarrow J/\psi\omega(782))$ .<sup>5</sup> Using  $\mathcal{B}(X(3872) \rightarrow J/\psi\gamma)$ .<sup>6</sup> Using  $\mathcal{B}(X(3872) \rightarrow \bar{D}^*(2007)^0 D^0)$ .

Table 120: Branching fractions for decays to neutral states other than  $X(3872)$ .

Parameter [ $10^{-5}$ ]	Measurements	Average <sup>HFLAV</sup> <sub>PDG</sub>
$\mathcal{B}(B^0 \rightarrow \psi_2(3823)K^0) \times \mathcal{B}(\psi_2(3823) \rightarrow \chi_{c1}\gamma)$	<b>Belle [717]</b> $< 0.99$	$< 0.99$ none
$\mathcal{B}(B^0 \rightarrow \psi_2(3823)K^0) \times \mathcal{B}(\psi_2(3823) \rightarrow \chi_{c2}\gamma)$	<b>Belle [717]</b> $< 2.28$	$< 2.3$ none
$\mathcal{B}(B^0 \rightarrow Y(3940)K^0) \times \mathcal{B}(Y(3940) \rightarrow J/\psi\omega(782))$	<b>BaBar [712]</b> $2.1 \pm 0.9 \pm 0.3$	$2.10 \pm 0.95$ none
$\mathcal{B}(B^0 \rightarrow X(4050)^+K^+) \times \mathcal{B}(X(4050)^+ \rightarrow \chi_{c1}\pi^+)$	Belle [767] $3.0^{+1.5+3.7}_{-0.8-1.6}$ BaBar [728] $< 1.8$	$3.0^{+4.0}_{-1.8}$
$\mathcal{B}(B^0 \rightarrow X(4250)^-K^+) \times \mathcal{B}(X(4250)^+ \rightarrow \chi_{c1}\pi^+)$	Belle [767] $4.0^{+2.3+19.7}_{-0.9-0.5}$ BaBar [728] $< 4.7$	$4^{+20}_{-1}$

Table 121: Branching fractions for decays to charged states.

Parameter [ $10^{-5}$ ]	Measurements	Average <sup>HFLAV</sup> <sub>PDG</sub>
$\mathcal{B}(B^0 \rightarrow X(3872)^-K^+) \times \mathcal{B}(X(3872)^+ \rightarrow J/\psi\pi^+\pi^0)$	BaBar [768] $< 50$	$< 50$
$\mathcal{B}(B^0 \rightarrow X(3872)^-K^+) \times \mathcal{B}(X(3872)^+ \rightarrow J/\psi\pi^+\pi^0)$	<b>BaBar [769]</b> $< 0.54$	$< 0.54$ none
$\mathcal{B}(B^0 \rightarrow Z_c(4430)^-K^+) \times \mathcal{B}(Z_c(4430)^+ \rightarrow J/\psi\pi^+)$	Belle [707] $0.54^{+0.40+0.11}_{-0.10-0.09}$ BaBar [770] $< 0.4$	$0.54^{+0.41}_{-0.13}$ $0.54^{+0.41}_{-0.12}$
$\mathcal{B}(B^0 \rightarrow Z_c(4430)^-K^+) \times \mathcal{B}(Z_c(4430)^+ \rightarrow \psi(2S)\pi^+)$	<b>LHCb [635]</b> $3.4 \pm 0.5^{+0.9}_{-1.9}$ <sup>1</sup> Belle [718] $3.2^{+1.8+5.3}_{-0.9-1.6}$ BaBar [770] $< 3.1$	$3.4^{+1.1}_{-1.5}$ $6.0^{+3.0}_{-2.4}$
$\mathcal{B}(B^0 \rightarrow Z_c(3900)^-K^+) \times \mathcal{B}(Z_c(3900)^+ \rightarrow J/\psi\pi^+)$	Belle [707] $< 0.090$	$< 0.090$
$\mathcal{B}(B^0 \rightarrow Z_c(4200)^-K^+) \times \mathcal{B}(Z_c(4200)^+ \rightarrow J/\psi\pi^+)$	Belle [707] $2.2^{+0.7+1.1}_{-0.5-0.6}$	$2.2^{+1.3}_{-0.8}$

<sup>1</sup> The quoted amplitude fraction is multiplied by  $\mathcal{B}(B^0 \rightarrow \psi(2S)K^+\pi^-) = (5.80 \pm 0.39) \times 10^{-4}$

Table 122: Branching fraction ratios.

Parameter	Measurements	Average
$\frac{\mathcal{B}(B^0 \rightarrow Y(3940)K^0)}{\mathcal{B}(B^+ \rightarrow Y(3940)K^+)}$	BaBar [712]	$0.7^{+0.4}_{-0.3} \pm 0.1$
		$0.70^{+0.41}_{-0.32}$

## 3319 8.2 Decays of $B^+$ mesons

3320 Measurements of  $B^+$  decays to charmed hadrons are summarized in Sections 8.2.1 to 8.2.5.

### 3321 8.2.1 Decays to a single open charm meson

3322 Averages of  $B^+$  decays to a single open charm meson are shown in Tables 123–130.

Table 123: Branching fractions for decays to a  $\overline{D}^{(*)}$  meson and one or more pions.

Parameter [ $10^{-3}$ ]	Measurements	Average <sup>HFLAV</sup> <sub>PDG</sub>
$\mathcal{B}(B^+ \rightarrow \overline{D}^0 \pi^+)$	BaBar [640] $4.90 \pm 0.07 \pm 0.22$ Belle [771] $4.34 \pm 0.10 \pm 0.25$ BaBar [641] $4.49 \pm 0.21 \pm 0.23$ CDF [643] $5.05 \pm 0.26 \pm 0.60$ <sup>1</sup> BaBar [772] <sup>2,3</sup> Belle [773] <sup>3</sup> , [774] <sup>3</sup> LHCb [646] <sup>4</sup> , [455] <sup>3</sup> , [446] <sup>3</sup>	$4.67 \pm 0.14$ $4.68 \pm 0.13$
$\mathcal{B}(B^+ \rightarrow \overline{D}^*(2007)^0 \pi^+)$	LHCb [775] $4.664 \pm 0.029 \pm 0.268$ Belle [771] $4.82 \pm 0.12 \pm 0.35$ BaBar [640] $5.52 \pm 0.17 \pm 0.42$ BaBar [641] $5.13 \pm 0.22 \pm 0.28$ BaBar [776] <sup>2,5</sup> Belle [642] <sup>5</sup> LHCb [446] <sup>5</sup>	$4.84 \pm 0.16$ $4.90 \pm 0.17$
$\mathcal{B}(B^+ \rightarrow \overline{D}^*(2007)^0 \pi^+ \pi^+ \pi^-)$	Belle [653] $10.55 \pm 0.47 \pm 1.29$	$10.6 \pm 1.4$ $10.3 \pm 1.2$
$\mathcal{B}(B^+ \rightarrow \overline{D}^*(2007)^0 \pi^+ \pi^+ \pi^+ \pi^- \pi^-)$	Belle [653] $5.67 \pm 0.91 \pm 0.85$	$5.7 \pm 1.2$
$\mathcal{B}(B^+ \rightarrow D^- \pi^+ \pi^+)$	BaBar [777] $1.08 \pm 0.03 \pm 0.05$ Belle [778] $1.02 \pm 0.04 \pm 0.15$	$1.073 \pm 0.055$
$\mathcal{B}(B^+ \rightarrow D^*(2010)^- \pi^+ \pi^+)$	BaBar [779] $1.22 \pm 0.05 \pm 0.18$ Belle [778] $1.25 \pm 0.08 \pm 0.22$ LHCb [780] <sup>6</sup>	$1.23 \pm 0.15$ $1.35 \pm 0.22$
$\mathcal{B}(B^+ \rightarrow D^*(2010)^- \pi^+ \pi^+ \pi^+ \pi^-)$	Belle [653] $2.56 \pm 0.26 \pm 0.33$	$2.56 \pm 0.42$

<sup>1</sup> Using  $\mathcal{B}(B^0 \rightarrow D^- \pi^+)$ .

<sup>2</sup> Using non-CP modes for the  $D^0$ .

<sup>3</sup> Measurement of  $\mathcal{B}(B^+ \rightarrow \overline{D}^0 K^+)/\mathcal{B}(B^+ \rightarrow \overline{D}^0 \pi^+)$  used in our fit.

<sup>4</sup> Measurement of  $\mathcal{B}(B^+ \rightarrow \overline{D}^0 \pi^+ \pi^+ \pi^-)/\mathcal{B}(B^+ \rightarrow \overline{D}^0 \pi^+)$  used in our fit.

<sup>5</sup> Measurement of  $\mathcal{B}(B^+ \rightarrow \overline{D}^*(2007)^0 K^+)/\mathcal{B}(B^+ \rightarrow \overline{D}^*(2007)^0 \pi^+)$  used in our fit.

<sup>6</sup> Measurement of  $\mathcal{B}(B^+ \rightarrow D^*(2010)^- K^+ \pi^+)/\mathcal{B}(B^+ \rightarrow D^*(2010)^- \pi^+ \pi^+)$  used in our fit.

Table 124: Branching fractions for decays to a  $\overline{D}^{(*)}$  meson and one or more kaons.

Parameter [ $10^{-4}$ ]	Measurements	Average <sup>HFLAV PDG</sup>
$\mathcal{B}(B^+ \rightarrow \overline{D}^0 K^+)$	<b>LHCb [446]</b> $3.716 \pm 0.014^{+0.127}_{-0.125}^1$ LHCb [455] $3.637 \pm 0.028^{+0.141}_{-0.139}^1$ Belle [773] $3.160 \pm 0.107^{+0.169}_{-0.168}^1$ BaBar [772] $3.879 \pm 0.163^{+0.150}_{-0.148}^{2,1}$ Belle [774] $3.59 \pm 0.23 \pm 0.30^1$ Belle [773] <sup>3</sup> LHCb [775] <sup>4,5</sup>	$3.67 \pm 0.12$ $3.63 \pm 0.12$
$\mathcal{B}(B^+ \rightarrow \overline{D}^0 K^*(892)^+)$	BaBar [781] $5.29 \pm 0.30 \pm 0.34$	$5.29 \pm 0.45$ $5.32 \pm 0.45$
$\mathcal{B}(B^+ \rightarrow \overline{D}^0 K^+ \pi^+ \pi^-)$	LHCb [648] $5.02 \pm 0.69^{+0.72}_{-0.71}^6$	$5.0 \pm 1.0$ $5.2 \pm 2.1$
$\mathcal{B}(B^+ \rightarrow \overline{D}^0 K^+ \overline{K}^0)$	Belle [666] $5.5 \pm 1.4 \pm 0.8$	$5.5 \pm 1.6$
$\mathcal{B}(B^+ \rightarrow \overline{D}^0 \overline{K}^*(892)^0 K^+)$	Belle [666] $7.5 \pm 1.3 \pm 1.1$	$7.5 \pm 1.7$
$\mathcal{B}(B^+ \rightarrow \overline{D}^*(2007)^0 K^+)$	<b>LHCb [446]</b> $4.123 \pm 0.058 \pm 0.270^7$ <b>BaBar [776]</b> $3.939 \pm 0.194^{+0.242}_{-0.199}^{2,7}$ <b>LHCb [775]</b> $3.642 \pm 0.283^{+0.118}_{-0.114}^{4,8}$ <b>Belle [642]</b> $3.78 \pm 0.92 \pm 0.45^7$	$3.92 \pm 0.18$ none
$\mathcal{B}(B^+ \rightarrow \overline{D}^*(2007)^0 K^*(892)^+)$	<b>BaBar [782]</b> $8.3 \pm 1.1 \pm 1.0$	$8.3 \pm 1.5$ $4.0 \pm 0.3$
$\mathcal{B}(B^+ \rightarrow \overline{D}^*(2007)^0 K^+ \overline{K}^0)$	Belle [666] $< 10.6$	$< 11$
$\mathcal{B}(B^+ \rightarrow \overline{D}^*(2007)^0 \overline{K}^*(892)^0 K^+)$	Belle [666] $15.3 \pm 3.1 \pm 2.9$	$15.3 \pm 4.2$
$\mathcal{B}(B^+ \rightarrow D^- K^+ \pi^+)$	LHCb [783] $0.731 \pm 0.019 \pm 0.045$	$0.731 \pm 0.049$ $0.772 \pm 0.050$
$\mathcal{B}(B^+ \rightarrow D^*(2010)^- K^+ \pi^+)$	LHCb [780] $0.787 \pm 0.033 \pm 0.110^9$	$0.79 \pm 0.12$ $0.82 \pm 0.14$

<sup>1</sup> Using  $\mathcal{B}(B^+ \rightarrow \overline{D}^0 \pi^+)$ .

<sup>2</sup> Using non-CP modes for the  $D^0$ .

<sup>3</sup> Measurement of  $\mathcal{B}(B^+ \rightarrow D^0 K^+)/\mathcal{B}(B^+ \rightarrow \overline{D}^0 K^+)$  used in our fit.

<sup>4</sup> Statistical and systematic uncertainties are combined

<sup>5</sup> Measurement of  $\mathcal{B}(B^+ \rightarrow \overline{D}^*(2007)^0 K^+)/\mathcal{B}(B^+ \rightarrow \overline{D}^0 K^+)$  used in our fit.

<sup>6</sup> Using  $\mathcal{B}(B^+ \rightarrow \overline{D}^0 \pi^+ \pi^+ \pi^-)$ .

<sup>7</sup> Using  $\mathcal{B}(B^+ \rightarrow \overline{D}^*(2007)^0 \pi^+)$ .

<sup>8</sup> Using  $\mathcal{B}(B^+ \rightarrow \overline{D}^0 K^+)$ .

<sup>9</sup> Using  $\mathcal{B}(B^+ \rightarrow D^*(2010)^- \pi^+ \pi^+)$ .

Table 125: Branching fractions for decays to a  $D^{(*)}$  meson.

Parameter [ $10^{-6}$ ]	Measurements		Average <sup>HFLAV</sup> <sub>PDG</sub>
$\mathcal{B}(B^+ \rightarrow D^0 K^+)$	<b>Belle [773]</b>	$< 70$ <sup>1</sup>	$< 70$ $4 \pm 0$
$\mathcal{B}(B^+ \rightarrow D^+ K^0)$	BaBar [784]	$-3.8^{+2.2}_{-1.8} {}^{+1.2}_{-1.6}$	$-3.8 \pm 2.5$ $< 2.9$
$\mathcal{B}(B^+ \rightarrow D^+ K^*(892)^0)$	BaBar [784]	$-5.3^{+2.3}_{-2.0} {}^{+1.4}_{-1.8}$	$-5.3 \pm 2.7$ $< 0.5$
$\mathcal{B}(B^+ \rightarrow D^+ K^+ \pi^-)$	LHCb [785]	$5.31 \pm 0.90 \pm 0.59$	$5.3 \pm 1.1$ $5.6 \pm 1.1$
$\mathcal{B}(B^+ \rightarrow D^*(2010)^+ K^0)$	BaBar [786]	$< 9.0$	$< 9.0$
$\mathcal{B}(B^+ \rightarrow D^*(2010)^+ \pi^0)$	Belle [787]	$< 3.6$	$< 3.6$

<sup>1</sup> Using  $\mathcal{B}(B^+ \rightarrow \bar{D}^0 K^+)$ .



Table 126: Branching fractions for decays to excited  $D$  mesons.

Parameter [ $10^{-4}$ ]	Measurements	Average <sup>HFLAV</sup> <sub>PDG</sub>
$\mathcal{B}(B^+ \rightarrow \overline{D}^{*0} \pi^+)^1$	BaBar [641] $55 \pm 5 \pm 10$	$55 \pm 12$ $57 \pm 12$
$\mathcal{B}(B^+ \rightarrow \overline{D}_0^*(2300)^0 \pi^+) \times \mathcal{B}(D_0^*(2300)^0 \rightarrow D^+ \pi^-)$	BaBar [777] $6.8 \pm 0.3 \pm 2.0$ Belle [778] $6.1 \pm 0.6 \pm 1.8$	$6.4 \pm 1.4$
$\mathcal{B}(B^+ \rightarrow \overline{D}_1(2420)^0 \pi^+) \times \mathcal{B}(D_1(2420)^0 \rightarrow D^*(2010)^+ \pi^-)$	BaBar [779] $5.9 \pm 0.3 \pm 1.1$ Belle [778] $6.8 \pm 0.7 \pm 1.3$	$6.23 \pm 0.91$ $7.43 \pm 0.99$
$\mathcal{B}(B^+ \rightarrow \overline{D}_1(2420)^0 \pi^+) \times \mathcal{B}(D_1(2420)^0 \rightarrow D^0 \pi^+ \pi^-)$	Belle [678] $1.85 \pm 0.29^{+0.35}_{-0.58}$ LHCb [646] $5.50 \pm 0.80^{+0.76}_{-0.74}{}^2$	$2.55^{+0.41}_{-0.42}$ $2.54^{+1.61}_{-1.43}$
$\mathcal{B}(B^+ \rightarrow \overline{D}_1(2420)^0 \pi^+) \times \mathcal{B}(D_1(2420)^0 \rightarrow D^0 \pi^+ \pi^- (\text{NR}))$	LHCb [646] $2.14 \pm 0.37 \pm 0.35{}^{3,2}$	$2.14 \pm 0.52$ $2.23^{+0.96}_{-0.95}$
$\mathcal{B}(B^+ \rightarrow \overline{D}_1(2420)^0 \pi^+) \times \mathcal{B}(D_1(2420)^0 \rightarrow D^*(2007)^0 \pi^+ \pi^-)$	Belle [678] $< 0.06$	$< 0.060$
$\mathcal{B}(B^+ \rightarrow \overline{D}_1(2430)^0 \pi^+) \times \mathcal{B}(D_1(2430)^0 \rightarrow D^*(2010)^+ \pi^-)$	Belle [778] $5.0 \pm 0.4 \pm 1.1$ LHCb [646] $4.97 \pm 0.85^{+0.72}_{-0.70}{}^2$	$4.98 \pm 0.81$ $3.51 \pm 0.61$
$\mathcal{B}(B^+ \rightarrow \overline{D}_2^*(2460)^0 \pi^+) \times \mathcal{B}(D_2^*(2460)^0 \rightarrow D^+ \pi^-)$	BaBar [777] $3.5 \pm 0.2 \pm 0.4$ Belle [778] $3.4 \pm 0.3 \pm 0.7$	$3.47 \pm 0.42$ $3.56 \pm 0.24$
$\mathcal{B}(B^+ \rightarrow \overline{D}_2^*(2460)^0 \pi^+) \times \mathcal{B}(D_2^*(2460)^0 \rightarrow D^*(2010)^+ \pi^-)$	BaBar [779] $1.8 \pm 0.3 \pm 0.5$ Belle [778] $1.8 \pm 0.3 \pm 0.4$ LHCb [646] $2.08 \pm 0.64^{+0.31}_{-0.30}{}^2$	$1.86 \pm 0.33$ $1.98 \pm 0.30$
$\mathcal{B}(B^+ \rightarrow \overline{D}_2^*(2460)^0 \pi^+) \times \mathcal{B}(D_2^*(2460)^0 \rightarrow D^0 \pi^+ \pi^-)$	LHCb [646] $0.75 \pm 0.32 \pm 0.13{}^{3,2}$ LHCb [646] $2.14 \pm 0.53 \pm 0.31{}^2$	$1.10 \pm 0.32$ $2.23^{+1.03}_{-1.02}$
$\mathcal{B}(B^+ \rightarrow \overline{D}_2^*(2460)^0 \pi^+) \times \mathcal{B}(D_2^*(2460)^0 \rightarrow D^*(2007)^0 \pi^+ \pi^-)$	Belle [678] $< 0.22$	$< 0.22$

<sup>1</sup>  $D^{**}$  refers to the sum of all the non-strange charm meson states with masses in the range 2.2 - 2.8 GeV/ $c^2$

<sup>2</sup> Using  $\mathcal{B}(B^+ \rightarrow \overline{D}^0 \pi^+ \pi^+ \pi^-)$ .

<sup>3</sup> Non- $D^*$

Table 127: Branching fraction ratios to excited  $D$  mesons.

Parameter	Measurements	Average
$\frac{\mathcal{B}(B^+ \rightarrow \overline{D}_2^*(2460)^0 \pi^+)}{\mathcal{B}(B^+ \rightarrow \overline{D}_1(2420)^0 \pi^+)}$	BaBar [779] $0.8 \pm 0.1 \pm 0.2$	$0.80 \pm 0.17$

Table 128: Branching fractions for decays to  $D_s^{(*)}$  mesons.

Parameter $[10^{-5}]$	Measurements	Average <sup>HFLAV</sup> <sub>PDG</sub>
$\mathcal{B}(B^+ \rightarrow D_s^- K^+ \pi^+)$	Belle [788] $19.4^{+0.9}_{-0.8} \pm 2.6$	$19.7 \pm 2.3$
	BaBar [675] $20.2 \pm 1.3 \pm 3.8$	$18.0 \pm 2.2$
$\mathcal{B}(B^+ \rightarrow D_s^- K^+ K^+)$	BaBar [675] $1.1 \pm 0.4 \pm 0.2$	$1.10 \pm 0.45$
		$0.97 \pm 0.21$
$\mathcal{B}(B^+ \rightarrow D_s^{*-} K^+ \pi^+)$	Belle [788] $14.7^{+1.5}_{-1.4} \pm 2.3$	$15.4 \pm 2.2$
	BaBar [675] $16.7 \pm 1.6 \pm 3.5$	$14.5 \pm 2.4$
$\mathcal{B}(B^+ \rightarrow D_s^{*-} K^+ K^+)$	BaBar [675] $< 1.5$	$< 1.5$
$\mathcal{B}(B^+ \rightarrow D_s^+ \pi^0)$	BaBar [789] $1.5^{+0.5}_{-0.4} \pm 0.2$	$1.50^{+0.55}_{-0.46}$
		$1.56^{+0.57}_{-0.52}$
$\mathcal{B}(B^+ \rightarrow D_s^+ K^+ K^-)$	LHCb [790] <sup>1</sup>	$0.77^{+0.12}_{-0.11}$
		$0.72 \pm 0.11$
$\mathcal{B}(B^+ \rightarrow D_s^+ \phi(1020))$	LHCb [790] $0.012^{+0.016}_{-0.014} \pm 0.008$	$0.012^{+0.018}_{-0.016}$
	BaBar [791] $< 0.19$	$< 0.042$
$\mathcal{B}(B^+ \rightarrow D_s^{*+} \phi(1020))$	BaBar [791] $< 1.2$	$< 1.2$

<sup>1</sup> Measurement of  $\mathcal{B}(B^+ \rightarrow D_s^+ K^+ K^-)/(\mathcal{B}(B^+ \rightarrow D_s^+ \overline{D}^0)\mathcal{B}(D^0 \rightarrow K^+ K^-))$  used in our fit.

Table 129: Branching fractions for decays to baryons.

Parameter [ $10^{-4}$ ]	Measurements		Average <sup>HFLAV</sup> <sub>PDG</sub>
$\mathcal{B}(B^+ \rightarrow \bar{D}^0 p \bar{p} \pi^+)$	BaBar [680]	$3.72 \pm 0.11 \pm 0.25$	$3.72 \pm 0.27$
$\mathcal{B}(B^+ \rightarrow \bar{D}^0 \bar{\Lambda}^0 p)$	Belle [792]	$0.143^{+0.028}_{-0.025} \pm 0.018$	$0.143 \pm 0.032$ $0.143^{+0.033}_{-0.031}$
$\mathcal{B}(B^+ \rightarrow \bar{D}^{*}(2007)^0 p \bar{p} \pi^+)$	BaBar [680]	$3.73 \pm 0.17 \pm 0.27$	$3.73 \pm 0.32$
$\mathcal{B}(B^+ \rightarrow \bar{D}^{*}(2007)^0 \bar{\Lambda}^0 p)$	Belle [792]	$< 0.48$	$< 0.48$ $< 0.50$
$\mathcal{B}(B^+ \rightarrow D^- p \bar{p} \pi^+ \pi^+)$	BaBar [680]	$1.66 \pm 0.13 \pm 0.27$	$1.66 \pm 0.30$
$\mathcal{B}(B^+ \rightarrow D^{*}(2010)^- p \bar{p} \pi^+ \pi^+)$	BaBar [680]	$1.86 \pm 0.16 \pm 0.19$	$1.86 \pm 0.25$
$\mathcal{B}(B^+ \rightarrow D^+ p \bar{p})$	Belle [681]	$< 0.15$	$< 0.15$
$\mathcal{B}(B^+ \rightarrow D^{*}(2010)^+ p \bar{p})$	Belle [681]	$< 0.15$	$< 0.15$

Table 130: Branching fractions of lepton number violating decays.

Parameter [ $10^{-6}$ ]	Measurements		Average <sup>HFLAV</sup> <sub>PDG</sub>
$\mathcal{B}(B^+ \rightarrow D^- e^+ e^+)$	Belle [793]	$< 2.6$	$< 2.6$
$\mathcal{B}(B^+ \rightarrow D^- \mu^+ e^+)$	Belle [793]	$< 1.8$	$< 1.8$
$\mathcal{B}(B^+ \rightarrow D^- \mu^+ \mu^+)$	Belle [793]	$< 1.0$	$< 1.0$ $< 0.7$

### 3323 8.2.2 Decays to two open charm mesons

3324 Averages of  $B^+$  decays to two open charm mesons are shown in Tables 131–134.

Table 131: Branching fractions for decays to  $D^{(*)-}D^{(*)0}$ .

Parameter [ $10^{-4}$ ]	Measurements	Average <sup>HFLAV</sup> <sub>PDG</sub>
$\mathcal{B}(B^+ \rightarrow D^+\bar{D}^0)$	Belle [688] $3.85 \pm 0.31 \pm 0.38$ BaBar [686] $3.8 \pm 0.6 \pm 0.5$ LHCb [794] <sup>1,2,3,4,5,6</sup>	$3.84 \pm 0.42$
$\mathcal{B}(B^+ \rightarrow \bar{D}^*(2007)^0 D^+)$	BaBar [686] $6.3 \pm 1.4 \pm 1.0$	$6.3 \pm 1.7$
$\mathcal{B}(B^+ \rightarrow D^*(2010)^+ \bar{D}^0)$	BaBar [686] $3.6 \pm 0.5 \pm 0.4$ Belle [795] $4.59 \pm 0.72 \pm 0.56$	$3.93 \pm 0.52$
$\mathcal{B}(B^+ \rightarrow D^*(2010)^+ \bar{D}^*(2007)^0)$	BaBar [686] $8.1 \pm 1.2 \pm 1.2$	$8.1 \pm 1.7$

<sup>1</sup> Measurement of  $f_c \times \mathcal{B}(B_c^+ \rightarrow D^+\bar{D}^0)/(f_u \mathcal{B}(B^+ \rightarrow D^+\bar{D}^0))$  used in our fit.

<sup>2</sup> Measurement of  $f_c \times \mathcal{B}(B_c^+ \rightarrow D^+D^0)/(f_u \mathcal{B}(B^+ \rightarrow D^+\bar{D}^0))$  used in our fit.

<sup>3</sup> Measurement of  $f_c \times (\mathcal{B}(B_c^- \rightarrow D^{*-}D^0) \times \mathcal{B}(D^{*-} \rightarrow D^-(\pi^0, \gamma)) + \mathcal{B}(B_c^- \rightarrow D^-D^{*0}))/ (f_u \mathcal{B}(B^+ \rightarrow D^+\bar{D}^0))$  used in our fit.

<sup>4</sup> Measurement of  $f_c \times (\mathcal{B}(B_c^- \rightarrow D^{*-}\bar{D}^0) \times \mathcal{B}(D^{*-} \rightarrow D^-(\pi^0, \gamma)) + \mathcal{B}(B_c^- \rightarrow D^-\bar{D}^{*0}))/ (f_u \mathcal{B}(B^+ \rightarrow D^+\bar{D}^0))$  used in our fit.

<sup>5</sup> Measurement of  $f_c \times \mathcal{B}(B_c^+ \rightarrow D^*(2010)^+ \bar{D}^*(2007)^0)/(f_u \mathcal{B}(B^+ \rightarrow D^+\bar{D}^0))$  used in our fit.

<sup>6</sup> Measurement of  $f_c \times \mathcal{B}(B_c^+ \rightarrow D^*(2010)^+ D^*(2007)^0)/(f_u \mathcal{B}(B^+ \rightarrow D^+\bar{D}^0))$  used in our fit.

Table 132: Branching fractions for decays to two  $D$  mesons and a kaon.

Parameter [ $10^{-3}$ ]	Measurements		Average <sup>HFLAV</sup> <sub>PDG</sub>
$\mathcal{B}(B^+ \rightarrow \bar{D}^*(2007)^0 D^0 K^+)$	BaBar [689]	$2.26 \pm 0.16 \pm 0.17$	$2.26 \pm 0.23$
$\mathcal{B}(B^+ \rightarrow D^*(2007)^0 \bar{D}^0 K^+)$	BaBar [689]	$6.32 \pm 0.19 \pm 0.45$	$6.32 \pm 0.49$
$\mathcal{B}(B^+ \rightarrow D^*(2007)^0 \bar{D}^{*-}(2007)^0 K^+)$	BaBar [689]	$11.23 \pm 0.36 \pm 1.26$	$11.2 \pm 1.3$
$\mathcal{B}(B^+ \rightarrow \bar{D}^*(2007)^0 D^+ K^0)$	BaBar [689]	$2.06 \pm 0.38 \pm 0.30$	$2.06 \pm 0.48$
$\mathcal{B}(B^+ \rightarrow D^*(2010)^+ \bar{D}^0 K^0)$	BaBar [689]	$3.81 \pm 0.31 \pm 0.23$	$3.81 \pm 0.39$
$\mathcal{B}(B^+ \rightarrow D^*(2010)^+ \bar{D}^{*-}(2007)^0 K^0)$	BaBar [689]	$9.17 \pm 0.83 \pm 0.90$	$9.2 \pm 1.2$
$\mathcal{B}(B^+ \rightarrow D^0 \bar{D}^0 K^+)$	BaBar [689]	$1.31 \pm 0.07 \pm 0.12$	$1.45 \pm 0.13$
	Belle [796]	$2.22 \pm 0.22^{+0.26}_{-0.24}$	$1.45 \pm 0.33$
$\mathcal{B}(B^+ \rightarrow D^0 \bar{D}^0 K^+ \pi^0)$	Belle [690]	$0.107 \pm 0.031^{+0.019}_{-0.033}$	$0.107^{+0.036}_{-0.045}$ none
$\mathcal{B}(B^+ \rightarrow D^+ D^- K^+)$	BaBar [689]	$0.22 \pm 0.05 \pm 0.05$	$0.220 \pm 0.071$
	Belle [797]	$< 0.9$	
$\mathcal{B}(B^+ \rightarrow D^*(2010)^- D^+ K^+)$	BaBar [689]	$0.6 \pm 0.1 \pm 0.1$	$0.60 \pm 0.13$
$\mathcal{B}(B^+ \rightarrow D^*(2010)^+ D^- K^+)$	BaBar [689]	$0.63 \pm 0.09 \pm 0.06$	$0.63 \pm 0.11$
$\mathcal{B}(B^+ \rightarrow D^*(2010)^+ D^*(2010)^- K^+)$	BaBar [689]	$1.32 \pm 0.13 \pm 0.12$	$1.32 \pm 0.18$
$\mathcal{B}(B^+ \rightarrow D^+ \bar{D}^0 K^0)$	BaBar [689]	$1.55 \pm 0.17 \pm 0.13$	$1.55 \pm 0.21$

Table 133: Branching fractions for decays to  $D_s^{(*)-} D^{(*)+}$ .

Parameter [ $10^{-3}$ ]	Measurements	Average <sup>HFLAV</sup> <sub>PDG</sub>
$\mathcal{B}(B^+ \rightarrow D_s^+ \bar{D}^0)$	LHCb [687] $9.54 \pm 0.16^{+1.03}_{-1.04}$ <sup>1</sup>	$9.58^{+0.99}_{-0.97}$ $9.01 \pm 0.94$
	BaBar [692] $9.0 \pm 1.4 \pm 1.5$ <sup>2</sup>	
	BaBar [692] $13.3 \pm 1.8 \pm 3.2$	
	LHCb [687] <sup>3,4</sup> , <span style="color: red;">[794]<sup>5,6,7,8,9,10</sup></span> , [790] <sup>11</sup>	
$\mathcal{B}(B^+ \rightarrow D_s^+ \bar{D}^*(2007)^0)$	BaBar [692] $6.62 \pm 1.46^{+0.95}_{-0.94}$ <sup>2</sup>	$7.9^{+1.6}_{-1.5}$
	BaBar [692] $12.1 \pm 2.3 \pm 2.0$	$8.2 \pm 1.7$
$\mathcal{B}(B^+ \rightarrow D_s^{*+} \bar{D}^0)$	BaBar [692] $9.3 \pm 1.8 \pm 1.9$	$8.3 \pm 2.0$
	BaBar [692] $7.03 \pm 2.67 \pm 1.40$ <sup>2</sup>	$7.6 \pm 1.6$
$\mathcal{B}(B^+ \rightarrow D_s^{*+} \bar{D}^*(2007)^0)$	BaBar [692] $17 \pm 3 \pm 2$	$17.9 \pm 2.7$
	BaBar [692] $19.24 \pm 3.32^{+2.90}_{-2.88}$ <sup>2</sup>	$17.1 \pm 2.4$

<sup>1</sup> Using  $\mathcal{B}(B^0 \rightarrow D_s^+ D^-)$ .

<sup>2</sup> Using  $\mathcal{B}(D_s^+ \rightarrow \phi(1020)\pi^+)$ .

<sup>3</sup> Measurement of  $\mathcal{B}(B_s^0 \rightarrow D^0 \bar{D}^0)/\mathcal{B}(B^+ \rightarrow D_s^+ \bar{D}^0)$  used in our fit.

<sup>4</sup> Measurement of  $\mathcal{B}(B^0 \rightarrow D^0 \bar{D}^0)/\mathcal{B}(B^+ \rightarrow D_s^+ \bar{D}^0)$  used in our fit.

<sup>5</sup> Measurement of  $f_c \times \mathcal{B}(B_c^+ \rightarrow D_s^+ \bar{D}^0)/(f_u \mathcal{B}(B^+ \rightarrow D_s^+ \bar{D}^0))$  used in our fit.

<sup>6</sup> Measurement of  $f_c \times \mathcal{B}(B_c^+ \rightarrow D_s^+ D^0)/(f_u \mathcal{B}(B^+ \rightarrow D_s^+ \bar{D}^0))$  used in our fit.

<sup>7</sup> Measurement of  $f_c \times \mathcal{B}(B_c^+ \rightarrow D_s^{*+} \bar{D}^0 + D_s^+ \bar{D}^*(2007)^0)/(f_u \mathcal{B}(B^+ \rightarrow D_s^+ \bar{D}^0))$  used in our fit.

<sup>8</sup> Measurement of  $f_c \times \mathcal{B}(B_c^+ \rightarrow D_s^{*+} D^0 + D_s^+ D^*(2007)^0)/(f_u \mathcal{B}(B^+ \rightarrow D_s^+ \bar{D}^0))$  used in our fit.

<sup>9</sup> Measurement of  $f_c \times \mathcal{B}(B_c^+ \rightarrow D_s^{*+} \bar{D}^*(2007)^0)/(f_u \mathcal{B}(B^+ \rightarrow D_s^+ \bar{D}^0))$  used in our fit.

<sup>10</sup> Measurement of  $f_c \times \mathcal{B}(B_c^+ \rightarrow D_s^{*+} D^*(2007)^0)/(f_u \mathcal{B}(B^+ \rightarrow D_s^+ \bar{D}^0))$  used in our fit.

<sup>11</sup> Measurement of  $\mathcal{B}(B^+ \rightarrow D_s^+ K^+ K^-)/(\mathcal{B}(B^+ \rightarrow D_s^+ \bar{D}^0)\mathcal{B}(D^0 \rightarrow K^+ K^-))$  used in our fit.

Table 134: Branching fractions for decays to excited  $D_s$  mesons.

Parameter [ $10^{-3}$ ]	Measurements		Average <sup>HFLAV</sup> <sub>PDG</sub>
$\mathcal{B}(B^+ \rightarrow D_{s0}^*(2317)^+ \bar{D}^0)$	Belle [696]	$0.80^{+0.13}_{-0.12} {}^{+0.12}_{-0.20} {}^1$	$0.83^{+0.25}_{-0.15}$
	BaBar [697]	$1.0 \pm 0.3 {}^{+0.4}_{-0.3} {}^1$	$0.80^{+0.16}_{-0.13}$
$\mathcal{B}(B^+ \rightarrow D_{s0}^*(2317)^+ \bar{D}^{*}(2007)^0)$	<b>BaBar [697]</b>	$0.9 \pm 0.6 {}^{+0.4}_{-0.3} {}^1$	$0.90 \pm 0.68$ none
$\mathcal{B}(B^+ \rightarrow D_{s1}(2460)^+ \bar{D}^0)$	Belle [698]	$3.05^{+0.87}_{-0.82} \pm 1.04 {}^2$	$3.28 \pm 0.78$ $3.09^{+0.97}_{-0.87}$
	Belle [698]	$2.23^{+1.14}_{-0.92} \pm 0.76 {}^3$	
	BaBar [697]	$3.3 \pm 1.1 {}^{+1.3}_{-0.9} {}^2$	
	BaBar [697]	$5.1 \pm 1.3 {}^{+2.1}_{-1.7} {}^3$	
	BaBar [692]	$4.3 \pm 1.6 \pm 1.3$	
	Belle [698]	$< 2.4 {}^4$	
$\mathcal{B}(B^+ \rightarrow D_{s1}(2460)^+ \bar{D}^{*}(2007)^0)$	BaBar [697]	$7.6 \pm 2.2 {}^{+3.4}_{-2.6} {}^2$	$10.5 \pm 2.4$ $12.0^{+3.1}_{-3.0}$
	BaBar [692]	$11.2 \pm 2.6 \pm 2.0$	
	BaBar [697]	$14.2 \pm 3.2 {}^{+6.3}_{-5.0} {}^3$	
$\mathcal{B}(B^+ \rightarrow D_{s1}(2536)^+ \bar{D}^0)$	<b>BaBar [699]</b>	$0.453 \pm 0.109 \pm 0.112 {}^5$	$0.405 \pm 0.084$ none
	<b>BaBar [699]</b>	$0.41 \pm 0.17 \pm 0.09 {}^6$	
	Belle [700] <sup>7</sup>		
$\mathcal{B}(B^+ \rightarrow D_{s1}(2536)^+ \bar{D}^{*}(2007)^0)$	<b>BaBar [699]</b>	$1.144 \pm 0.245 \pm 0.267 {}^5$	$1.14^{+0.39}_{-0.34}$ none
	<b>BaBar [699]</b>	$< 1.900 {}^6$	

<sup>1</sup> Using  $\mathcal{B}(D_{s0}^*(2317)^+ \rightarrow D_s^+ \pi^0)$ .<sup>2</sup> Using  $\mathcal{B}(D_{s1}(2460)^+ \rightarrow D_s^+ \gamma)$ .<sup>3</sup> Using  $\mathcal{B}(D_{s1}(2460)^+ \rightarrow D_s^{*+} \pi^0)$ .<sup>4</sup> Using  $\mathcal{B}(D_{s1}(2460)^+ \rightarrow D_s^+ \pi^+ \pi^-)$ .<sup>5</sup> Using  $\mathcal{B}(D_{s1}(2536)^+ \rightarrow D^{*}(2007)^0 K^+)$ .<sup>6</sup> Using  $\mathcal{B}(D_{s1}(2536)^+ \rightarrow D^{*}(2010)^+ K^0)$ .<sup>7</sup> Measurement of  $\mathcal{B}(B^+ \rightarrow D_{s1}(2536)^+ \bar{D}^0)(\mathcal{B}(D_{s1}(2536)^+ \rightarrow D^{*}(2007)^0 K^+) + \mathcal{B}(D_{s1}(2536)^+ \rightarrow D^{*}(2010)^+ K^0))$  used in our fit.3325 **8.2.3 Decays to charmonium states**3326 Averages of  $B^+$  decays to charmonium states are shown in Tables 135–141.

Table 135: Branching fractions for decays to  $J/\psi$  and one kaon.

Parameter [ $10^{-4}$ ]	Measurements	Average <sup>HFLAV</sup> <sub>PDG</sub>
$\mathcal{B}(B^+ \rightarrow J/\psi K^+)$	BaBar [14]	$10.61 \pm 0.15 \pm 0.48$
	Belle [701]	$10.1 \pm 0.2 \pm 0.7$
	Belle [771]	$8.9 \pm 0.6 \pm 0.5$
	Belle [798]	$10.37 \pm 0.61 \pm 0.49$ <sup>1</sup>
	BaBar [799]	$10.3 \pm 0.9 \pm 0.5$ <sup>1</sup>
	BaBar [768]	$8.1 \pm 1.3 \pm 0.7$
	Belle [798]	$10.6^{+1.8}_{-1.5} \pm 1.9$ <sup>2</sup>
	BaBar [703] <sup>3</sup> , [800] <sup>4</sup> , [14] <sup>5</sup> , [768] <sup>3</sup>	$10.06 \pm 0.26$
	Belle [801] <sup>6</sup> , [714] <sup>7,8</sup>	$10.20 \pm 0.19$
	CDF [704] <sup>5</sup> , [802] <sup>4</sup> , [803] <sup>4</sup>	
	CMS [804] <sup>9</sup>	
	D0 [805] <sup>10</sup>	
	LHCb [806] <sup>11,9</sup> , [710] <sup>10</sup> , [807] <sup>12</sup> , [808] <sup>13,9</sup>	
$\mathcal{B}(B^+ \rightarrow J/\psi K^*(892)^+)$	BaBar [14]	$13.8 \pm 0.5 \pm 0.9$ <sup>14</sup>
	Belle [809]	$12.8 \pm 0.7 \pm 1.4$
	CDF [702]	$15.8 \pm 4.7 \pm 2.7$
	CDF [704]	$19.3 \pm 6.0 \pm 1.8$ <sup>14</sup>
$\mathcal{B}(B^+ \rightarrow J/\psi K_1(1270)^+)$	Belle [714]	$18 \pm 3 \pm 3$ <sup>14</sup>
	Belle [714] <sup>15</sup>	$18.1 \pm 4.8$ $18.0 \pm 5.2$
$\mathcal{B}(B^+ \rightarrow J/\psi K_1(1400)^+)$	Belle [714]	$< 5$ <sup>16</sup> $< 5.0$
$\mathcal{B}(B^+ \rightarrow J/\psi K^+ \pi^+ \pi^-)$	Belle [810]	$7.16 \pm 0.10 \pm 0.60$
	BaBar [811]	$11.6 \pm 0.7 \pm 0.9$
	CDF [812]	$6.9 \pm 1.8 \pm 1.2$
$\mathcal{B}(B^+ \rightarrow J/\psi \eta K^+)$	Belle [715]	$1.27 \pm 0.11 \pm 0.11$
	BaBar [716]	$1.08 \pm 0.23 \pm 0.24$
$\mathcal{B}(B^+ \rightarrow J/\psi \omega(782) K^+)$	BaBar [712]	$3.2 \pm 0.1^{+0.6}_{-0.3}$
	BaBar [712] <sup>17</sup>	$3.22^{+0.51}_{-0.31}$ $3.20^{+0.61}_{-0.32}$
$\mathcal{B}(B^+ \rightarrow J/\psi \phi(1020) K^+)$	BaBar [713]	$0.44 \pm 0.14 \pm 0.05$
	D0 [813] <sup>18</sup>	$0.44 \pm 0.15$
	LHCb [814] <sup>19,18</sup> , [814] <sup>19,20</sup>	$0.50 \pm 0.04$

<sup>1</sup> Using  $\mathcal{B}(J/\psi \rightarrow p\bar{p})$ .<sup>2</sup> Using  $\mathcal{B}(J/\psi \rightarrow \Lambda^0 \bar{\Lambda}^0)$ .<sup>3</sup> Measurement of  $\mathcal{B}(B^+ \rightarrow \eta_c K^+)/\mathcal{B}(B^+ \rightarrow J/\psi K^+)$  used in our fit.<sup>4</sup> Measurement of  $\mathcal{B}(B^+ \rightarrow J/\psi \pi^+)/\mathcal{B}(B^+ \rightarrow J/\psi K^+)$  used in our fit.<sup>5</sup> Measurement of  $\mathcal{B}(B^+ \rightarrow J/\psi K^*(892)^+)/\mathcal{B}(B^+ \rightarrow J/\psi K^+)$  used in our fit.<sup>6</sup> Measurement of  $\mathcal{B}(B^+ \rightarrow \chi_{c0} K^+)/\mathcal{B}(B^+ \rightarrow J/\psi K^+)$  used in our fit.<sup>7</sup> Measurement of  $\mathcal{B}(B^+ \rightarrow J/\psi K_1(1270)^+)/\mathcal{B}(B^+ \rightarrow J/\psi K^+)$  used in our fit.<sup>8</sup> Measurement of  $\mathcal{B}(B^0 \rightarrow J/\psi K_1(1270)^0)/\mathcal{B}(B^+ \rightarrow J/\psi K^+)$  used in our fit.<sup>9</sup> Measurement of  $f_c \times \mathcal{B}(B_c^+ \rightarrow J/\psi \pi^+)/ (f_u \mathcal{B}(B^+ \rightarrow J/\psi K^+))$  used in our fit.<sup>10</sup> Measurement of  $\mathcal{B}(B^+ \rightarrow \psi(2S) K^+)/\mathcal{B}(B^+ \rightarrow J/\psi K^+)$  used in our fit.<sup>11</sup>  $\sqrt{s} = 7$  TeV,  $p_T > 4$  GeV and  $2.5 < y < 4.5$ <sup>12</sup> Measurement of  $(\mathcal{B}(B^+ \rightarrow \eta_c K^+) \mathcal{B}(\eta_c \rightarrow p\bar{p})) / (\mathcal{B}(B^+ \rightarrow J/\psi K^+) \mathcal{B}(J/\psi \rightarrow p\bar{p}))$  used in our fit.<sup>13</sup>  $\sqrt{s} = 8$  TeV,  $0 < p_T < 20$  GeV and  $2.0 < y < 4.5$ <sup>14</sup> Using  $\mathcal{B}(B^+ \rightarrow J/\psi K^+)$ .<sup>15</sup> Measurement of  $\mathcal{B}(B^+ \rightarrow J/\psi K_1(1400)^+)/\mathcal{B}(B^+ \rightarrow J/\psi K_1(1270)^+)$  used in our fit.<sup>16</sup> Using  $\mathcal{B}(B^+ \rightarrow J/\psi K_1(1270)^+)$ .<sup>17</sup> Measurement of  $\mathcal{B}(B^0 \rightarrow J/\psi \omega(782) K^0)/\mathcal{B}(B^+ \rightarrow J/\psi \omega(782) K^+)$  used in our fit.<sup>18</sup> Measurement of  $\mathcal{B}(B^+ \rightarrow \chi_{c1}(4140) K^+) \times \mathcal{B}(\chi_{c1}(4140) \rightarrow J/\psi \phi(1020))/\mathcal{B}(B^+ \rightarrow J/\psi \phi(1020) K^+)$  used in our fit.<sup>19</sup> The quoted value is a fit fraction from a Dalitz plot fit.<sup>20</sup> Measurement of  $\mathcal{B}(B^+ \rightarrow \chi_{c1}(4274) K^+) \times \mathcal{B}(\chi_{c1}(4274) \rightarrow J/\psi \phi(1020))/\mathcal{B}(B^+ \rightarrow J/\psi \phi(1020) K^+)$  used in our fit.



Table 136: Branching fractions for decays to charmonium other than  $J/\psi$  and one kaon.

Parameter [ $10^{-4}$ ]	Measurements		Average <sup>HFLAV PDG</sup>
$\mathcal{B}(B^+ \rightarrow \psi(2S)K^+)$	LHCb [710]	$5.98 \pm 0.06 \pm 0.27$ <sup>1</sup>	
	BaBar [14]	$6.17 \pm 0.32 \pm 0.44$	
	D0 [805]	$6.5 \pm 0.4 \pm 0.8$ <sup>1</sup>	
	Belle [701]	$6.9 \pm 0.6$	
	Belle [717]	$7.7 \pm 0.8 \pm 0.9$	$6.12 \pm 0.21$
	Belle [717]	$6.3 \pm 0.9 \pm 0.6$	$6.24 \pm 0.20$
	Belle [771]	$6.4 \pm 1.0 \pm 0.4$	
	CDF [709]	$5.5 \pm 1.0 \pm 0.6$	
	BaBar [768]	$4.9 \pm 1.6 \pm 0.4$	
	BaBar [14] <sup>2</sup>		
$\mathcal{B}(B^+ \rightarrow \psi(2S)K^*(892)^+)$	BaBar [14]	$5.88 \pm 0.92 \pm 0.59$ <sup>3</sup>	$5.9 \pm 1.1$ $6.7 \pm 1.4$
$\mathcal{B}(B^+ \rightarrow \psi(2S)K^+\pi^+\pi^-)$	Belle [810]	$4.31 \pm 0.20 \pm 0.50$	$4.31 \pm 0.54$ $4.34 \pm 0.54$
$\mathcal{B}(B^+ \rightarrow \psi(2S)\phi(1020)K^+)$	CMS [815]	$0.040 \pm 0.004 \pm 0.006$	$0.0400 \pm 0.0075$ $0.0400 \pm 0.0072$
$\mathcal{B}(B^+ \rightarrow \psi(3770)K^+)$	BaBar [699]	$2.69 \pm 0.57^{+0.46}_{-0.48}$ <sup>4</sup>	
	BaBar [699]	$2.07 \pm 0.79 \pm 0.56$ <sup>5</sup>	
	Belle [797]	$4.8 \pm 1.1 \pm 0.7$ <sup>6</sup>	$2.51 \pm 0.49$
	Belle [771]	$-0.2 \pm 1.4 \pm -0.0$	$4.34 \pm 1.10$
	BaBar [768]	$3.5 \pm 2.5 \pm 0.3$	
$\mathcal{B}(B^+ \rightarrow \eta_c K^+)$	Belle [816]	$3.65 \pm 0.19^{+0.80}_{-0.78}$ <sup>7</sup>	
	Belle [771]	$12.0 \pm 0.8 \pm 0.7$	
	Belle [798]	$10.89 \pm 0.84^{+1.48}_{-1.73}$ <sup>8</sup>	
	BaBar [703]	$12.9 \pm 0.9 \pm 3.8$	
	BaBar [703]	$12.9 \pm 1.0 \pm 3.8$ <sup>1</sup>	
	Belle [721]	$12.5 \pm 1.4^{+3.9}_{-4.0}$	$10.45^{+0.69}_{-0.68}$
	BaBar [799]	$13.8^{+2.3+1.9}_{-1.5-1.8}$ <sup>8</sup>	$10.86^{+0.77}_{-0.75}$
	BaBar [768]	$10.7 \pm 2.3 \pm 0.5$ <sup>1</sup>	
	Belle [798]	$9.6^{+2.5+1.9}_{-2.2-2.0}$ <sup>9</sup>	
	BaBar [703] <sup>10</sup> , [722] <sup>11,12,13</sup>		
LHCb [807] <sup>14</sup>			
$\mathcal{B}(B^+ \rightarrow \eta_c K^*(892)^+)$	BaBar [720]	$12.1^{+4.3+6.4}_{-3.5-6.1}$ <sup>15</sup>	$12.3^{+6.0}_{-5.2}$ $10.9^{+5.1}_{-4.2}$
$\mathcal{B}(B^+ \rightarrow \eta_c(2S)K^+)$	Belle [816]	$1.63^{+1.05+0.75}_{-0.72-0.64}$ <sup>16</sup>	
	Belle [771]	$4.8 \pm 1.1 \pm 0.3$	$4.47 \pm 0.93$
	BaBar [768]	$3.4 \pm 1.8 \pm 0.3$	$4.42 \pm 0.96$
$\mathcal{B}(B^+ \rightarrow h_c K^+)$	Belle [817]	$< 0.038$	$< 0.038$
	BaBar [722] <sup>13</sup>		$0.370^{+0.128}_{-0.120}$

<sup>1</sup> Using  $\mathcal{B}(B^+ \rightarrow J/\psi K^+)$ .<sup>2</sup> Measurement of  $\mathcal{B}(B^+ \rightarrow \psi(2S)K^*(892)^+)/\mathcal{B}(B^+ \rightarrow \psi(2S)K^+)$  used in our fit.<sup>3</sup> Using  $\mathcal{B}(B^+ \rightarrow \psi(2S)K^+)$ .<sup>4</sup> Using  $\mathcal{B}(\psi(3770) \rightarrow D^0 \bar{D}^0)$ .<sup>5</sup> Using  $\mathcal{B}(\psi(3770) \rightarrow D^+ D^-)$ .<sup>6</sup> Assumed  $\mathcal{B}(\psi(3770) \rightarrow D^+ D^-) + \mathcal{B}(\psi(3770) \rightarrow D^0 \bar{D}^0) = 1$ .<sup>7</sup> Using  $\mathcal{B}(\eta_c \rightarrow K \bar{K} \pi)$ .<sup>8</sup> Using  $\mathcal{B}(\eta_c \rightarrow p \bar{p})$ .<sup>9</sup> Using  $\mathcal{B}(\eta_c \rightarrow \Lambda^0 \bar{\Lambda}^0)$ .<sup>10</sup> Measurement of  $\mathcal{B}(B^0 \rightarrow \eta_c K^0)/\mathcal{B}(B^+ \rightarrow \eta_c K^+)$  used in our fit.<sup>11</sup> Measurement of  $\mathcal{B}(B^0 \rightarrow \eta_c K^*(892)^0)/\mathcal{B}(B^+ \rightarrow \eta_c K^+)$  used in our fit.<sup>12</sup> Measurement of  $\mathcal{B}(B^0 \rightarrow h_c K^*(892)^0)\mathcal{B}(h_c \rightarrow \eta_c \gamma)/\mathcal{B}(B^+ \rightarrow \eta_c K^+)$  used in our fit.<sup>13</sup> Measurement of  $\mathcal{B}(B^+ \rightarrow h_c K^+)\mathcal{B}(h_c \rightarrow \eta_c \gamma)/\mathcal{B}(B^+ \rightarrow \eta_c K^+)$  used in our fit.<sup>14</sup> Measurement of  $(\mathcal{B}(B^+ \rightarrow \eta_c K^+)\mathcal{B}(\eta_c \rightarrow p \bar{p})) / (\mathcal{B}(B^+ \rightarrow J/\psi K^+)\mathcal{B}(J/\psi \rightarrow p \bar{p}))$  used in our fit.<sup>15</sup> Calculated using  $\mathcal{B}(\eta_c \rightarrow p \bar{p})$ <sup>16</sup> Using  $\mathcal{B}(\eta_c(2S) \rightarrow K \bar{K} \pi)$ .

Table 137: Branching fractions for decays to  $\chi_c$  and one kaon.

Parameter [ $10^{-4}$ ]	Measurements	Average <sup>HFLAV</sup> <sub>PDG</sub>
$\mathcal{B}(B^+ \rightarrow \chi_{c0} K^+)$	BaBar [264]	$1.84 \pm 0.32 \pm 0.31$
	Belle [771]	$2.0 \pm 0.9 \pm 0.1$
	Belle [801]	$6.0^{+2.1}_{-1.8} \pm 1.1$
	Belle [801]	$6 \pm 2 \pm 1$ <sup>1</sup>
	BaBar [768]	$< 1.8$
$\mathcal{B}(B^+ \rightarrow \chi_{c0} K^*(892)^+)$	BaBar [724]	$1.4 \pm 0.5 \pm 0.2$
	BaBar [723]	$< 28.6$
$\mathcal{B}(B^+ \rightarrow \chi_{c1} K^+)$	BaBar [726]	$4.5 \pm 0.1 \pm 0.3$
	Belle [725]	$4.94 \pm 0.11 \pm 0.33$
	Belle [771]	$5.8 \pm 0.9 \pm 0.5$
	BaBar [768]	$8.0 \pm 1.4 \pm 0.7$
	CDF [812]	$15.5 \pm 5.4 \pm 2.0$
	BaBar [14] <sup>2</sup>	$4.85 \pm 0.22$
	Belle [818] <sup>3</sup>	$4.74 \pm 0.22$
$\mathcal{B}(B^+ \rightarrow \chi_{c1} K^*(892)^+)$	BaBar [726]	$2.6 \pm 0.5 \pm 0.4$
	Belle [729]	$4.1 \pm 0.6 \pm 0.9$
	BaBar [14]	$2.48 \pm 0.83 \pm 0.78$ <sup>4</sup>
$\mathcal{B}(B^+ \rightarrow \chi_{c1} K^+ \pi^0)$	Belle [727]	$3.29 \pm 0.29 \pm 0.19$
$\mathcal{B}(B^+ \rightarrow \chi_{c1} K^0 \pi^+)$	BaBar [728]	$5.52 \pm 0.26 \pm 0.61$
	Belle [727]	$5.75 \pm 0.26 \pm 0.32$
$\mathcal{B}(B^+ \rightarrow \chi_{c1} K^+ \pi^+ \pi^-)$	Belle [727]	$3.74 \pm 0.18 \pm 0.24$
$\mathcal{B}(B^+ \rightarrow \chi_{c2} K^+)$	Belle [725]	$0.111^{+0.036}_{-0.034} \pm 0.009$
	BaBar [726]	$0.10 \pm 0.06 \pm 0.01$
$\mathcal{B}(B^+ \rightarrow \chi_{c2} K^*(892)^+)$	BaBar [726]	$0.11 \pm 0.43 \pm 0.55$
		$< 1.20$
$\mathcal{B}(B^+ \rightarrow \chi_{c2} K^0 \pi^+)$	Belle [727]	$1.16 \pm 0.22 \pm 0.12$
$\mathcal{B}(B^+ \rightarrow \chi_{c2} K^+ \pi^+ \pi^-)$	Belle [727]	$1.34 \pm 0.17 \pm 0.09$

<sup>1</sup> Using  $\mathcal{B}(B^+ \rightarrow J/\psi K^+)$ .<sup>2</sup> Measurement of  $\mathcal{B}(B^+ \rightarrow \chi_{c1} K^*(892)^+)/\mathcal{B}(B^+ \rightarrow \chi_{c1} K^+)$  used in our fit.<sup>3</sup> Measurement of  $\mathcal{B}(B^+ \rightarrow \chi_{c1} \pi^+)/\mathcal{B}(B^+ \rightarrow \chi_{c1} K^+)$  used in our fit.<sup>4</sup> Using  $\mathcal{B}(B^+ \rightarrow \chi_{c1} K^+)$ .

Table 138: Branching fractions for decays to charmonium and light mesons.

Parameter [ $10^{-5}$ ]	Measurements	Average <sup>HFLAV</sup> <sub>PDG</sub>
$\mathcal{B}(B^+ \rightarrow J/\psi \pi^+)$	LHCb [819]	$3.88 \pm 0.11 \pm 0.15$
	BaBar [800]	$5.40 \pm 0.45 \pm 0.18$ <sup>1</sup>
	Belle [701]	$3.8 \pm 0.6 \pm 0.3$
	CDF [803]	$4.89 \pm 0.82 \pm 0.20$ <sup>1</sup>
	CDF [802]	$5 \pm 2 \pm 0$ <sup>1</sup>
$\mathcal{B}(B^+ \rightarrow J/\psi \pi^+ \pi^0)$	BaBar [732]	$< 0.73$ <sup>2</sup>
$\mathcal{B}(B^+ \rightarrow J/\psi \rho^+(770))$	LHCb [820]	$3.81^{+0.25}_{-0.24} \pm 0.35$
	BaBar [732]	$5.0 \pm 0.7 \pm 0.3$
$\mathcal{B}(B^+ \rightarrow \psi(2S) \pi^+)$	LHCb [819]	$2.52 \pm 0.26 \pm 0.15$
		$2.52 \pm 0.30$ $2.44 \pm 0.30$
$\mathcal{B}(B^+ \rightarrow \chi_{c0} \pi^+)$	BaBar [821]	$< 6.1$ <sup>3</sup> $< 0.0$
$\mathcal{B}(B^+ \rightarrow \chi_{c1} \pi^+)$	Belle [818]	$2.09 \pm 0.39 \pm 0.17$ <sup>4</sup>
	Belle [818]	$2.2 \pm 0.4 \pm 0.3$ $2.20 \pm 0.50$

<sup>1</sup> Using  $\mathcal{B}(B^+ \rightarrow J/\psi K^+)$ .

<sup>2</sup> Non resonant only.

<sup>3</sup> Computed using PDG2004 value of  $\mathcal{B}(\chi_{c0} \rightarrow \pi\pi)$ .

<sup>4</sup> Using  $\mathcal{B}(B^+ \rightarrow \chi_{c1} K^+)$ .

 Table 139: Branching fractions for decays to  $J/\psi$  and a heavy mesons.

Parameter [ $10^{-4}$ ]	Measurements	Average <sup>HFLAV</sup> <sub>PDG</sub>
$\mathcal{B}(B^+ \rightarrow J/\psi D^+)$	BaBar [747]	$< 1.2$ $< 1.2$
$\mathcal{B}(B^+ \rightarrow J/\psi \bar{D}^0 \pi^+)$	Belle [748]	$< 0.25$
	BaBar [811]	$< 0.52$ $< 0.25$

 Table 140: Branching fractions for decays to  $J/\psi$  and baryons.

Parameter [ $10^{-6}$ ]	Measurements	Average <sup>HFLAV</sup> <sub>PDG</sub>
$\mathcal{B}(B^+ \rightarrow J/\psi \bar{\Lambda}^0 p)$	Belle [745]	$11.6 \pm 2.8^{+1.8}_{-2.3}$
	BaBar [746]	$11.6^{+7.4+4.2}_{-5.3-1.8}$ $14.6 \pm 1.2$
$\mathcal{B}(B^+ \rightarrow J/\psi \bar{\Sigma}^0 p)$	Belle [745]	$< 11$ $< 11$
$\mathcal{B}(B^+ \rightarrow J/\psi p \bar{p} \pi^+)$	LHCb [744]	$< 0.50$ $< 0.50$

Table 141: Direct CP violation parameters.

Parameter	Measurements		Average
$A_{\text{CP}}(B^+ \rightarrow J/\psi K^+)$	D0 [822]	$0.0059 \pm 0.0036 \pm 0.0007$	$0.0059 \pm 0.0037$
$A_{\text{CP}}(B^+ \rightarrow J/\psi \pi^+)$	D0 [822]	$-0.042 \pm 0.044 \pm 0.009$	$-0.042 \pm 0.045$
$A_{\text{CP}}(B^+ \rightarrow J/\psi \rho^+(770))$	LHCb [820]	$-0.045^{+0.056}_{-0.057} \pm 0.008$	$-0.054 \pm 0.053$
	BaBar [732]	$-0.11 \pm 0.12 \pm 0.08$	

### 3327 8.2.4 Decays to charm baryons

3328 Averages of  $B^+$  decays to charm baryons are shown in Table 142.

Table 142: Branching fractions.

Parameter [ $10^{-4}$ ]	Measurements		Average <sup>HFLAV</sup> <sub>PDG</sub>
$\mathcal{B}(B^+ \rightarrow \bar{\Lambda}_c^- p \pi^+)$	BaBar [759]	$3.38 \pm 0.12 \pm 0.89$	$2.71 \pm 0.43$ $2.25^{+0.37}_{-0.38}$
	BaBar [759]	$2.77 \pm 0.32 \pm 0.48$ <sup>1</sup>	
	Belle [752]	$1.87^{+0.43}_{-0.40} \pm 0.56$	
	BaBar [759] <sup>2,3</sup>		
$\mathcal{B}(B^+ \rightarrow \Lambda_c^+ \bar{\Lambda}_c^- K^+)$	Belle [823]	$4.8 \pm 0.4 \pm 0.6$	$4.89 \pm 0.73$
	BaBar [756]	$11.4 \pm 1.5 \pm 6.2$	$4.91 \pm 0.73$
$\mathcal{B}(B^+ \rightarrow \Xi_c^0 \Lambda_c^+)$	BaBar [756]	$14.54 \pm 4.54 \pm 5.40$ <sup>4</sup>	$18.1^{+8.2}_{-6.2}$
	Belle [757]	$33.6^{+7.0}_{-6.3} \pm 13.7$ <sup>4</sup>	$9.5 \pm 2.3$
$\mathcal{B}(B^+ \rightarrow \Xi_c(2930)^+ \Lambda_c^+)$	Belle [823]	$3.46 \pm 0.90 \pm 3.49$ <sup>5</sup>	$3.5 \pm 3.9$ none
$\mathcal{B}(B^+ \rightarrow \bar{\Sigma}_c(2455)^0 p)$	BaBar [759]	$0.333 \pm 0.032 \pm 0.057$ <sup>6</sup>	$0.336 \pm 0.065$
	Belle [752]	$0.45^{+0.26}_{-0.19} \pm 0.14$	$0.295 \pm 0.066$
$\mathcal{B}(B^+ \rightarrow \bar{\Sigma}_c(2520)^0 p)$	Belle [752]	$< 0.46$	$< 0.46$
			$< 0.03$
$\mathcal{B}(B^+ \rightarrow \bar{\Sigma}_c(2455)^{--} p \pi^+ \pi^+)$	BaBar [824]	$2.98 \pm 0.16 \pm 0.78$	$2.98 \pm 0.80$
			$2.37 \pm 0.20$
$\mathcal{B}(B^+ \rightarrow \bar{\Sigma}_c(2800)^0 p)$	BaBar [759]	$0.317 \pm 0.062 \pm 0.082$ <sup>6</sup>	$0.32^{+0.11}_{-0.10}$
			$0.26 \pm 0.09$

<sup>1</sup> Using  $\mathcal{B}(B^0 \rightarrow \bar{\Lambda}_c^- p)$ .

<sup>2</sup> Measurement of  $\mathcal{B}(B^+ \rightarrow \bar{\Sigma}_c(2455)^0 p)/\mathcal{B}(B^+ \rightarrow \bar{\Lambda}_c^- p \pi^+)$  used in our fit.

<sup>3</sup> Measurement of  $\mathcal{B}(B^+ \rightarrow \bar{\Sigma}_c(2800)^0 p)/\mathcal{B}(B^+ \rightarrow \bar{\Lambda}_c^- p \pi^+)$  used in our fit.

<sup>4</sup> Using  $\mathcal{B}(\Xi_c^0 \rightarrow \Xi^- \pi^+)$ .

<sup>5</sup> Using  $\mathcal{B}(\Xi_c(2930)^+ \rightarrow \Lambda_c^+ K^-)$ .

<sup>6</sup> Using  $\mathcal{B}(B^+ \rightarrow \bar{\Lambda}_c^- p \pi^+)$ .

3330 Averages of  $B^+$  decays to exotic states are shown in Tables 143–146.

Table 143: Branching fractions.

Parameter [ $10^{-4}$ ]	Measurements	Average <sup>HFLAV</sup> <sub>PDG</sub>
$\mathcal{B}(B^+ \rightarrow X(3872)K^+)$	BaBar [726]	$1.85 \pm 0.52^{+0.54}_{-0.45}$ <sup>1</sup>
	Belle [771]	$1.2 \pm 1.1 \pm 0.1$
	Belle [725]	$< 0.671$ <sup>1</sup>
	BaBar [768]	$< 3.2$
	BaBar [765] <sup>2</sup> , [712] <sup>2</sup>	$2.06^{+0.61}_{-0.49}$
	Belle [764] <sup>2</sup>	$2.10 \pm 0.68$
$\mathcal{B}(B^+ \rightarrow X(3872)K^*(892)^+)$	BaBar [726]	$1.24 \pm 1.91^{+1.90}_{-1.89}$ <sup>1</sup> $< 6.0$
$\mathcal{B}(B^+ \rightarrow X(3872)K^0\pi^+)$	Belle [766]	$3.03 \pm 0.86 \pm 0.94$ <sup>3</sup> $3.0^{+1.6}_{-1.1}$ $2.8 \pm 1.2$
$\mathcal{B}(B^+ \rightarrow X(3915)K^+)$	Belle [771]	$0.4 \pm 1.6 \pm -0.0$ $0.4 \pm 1.6$ $< 2.8$

<sup>1</sup> Using  $\mathcal{B}(X(3872) \rightarrow \psi(2S)\gamma)$ .  
<sup>2</sup> Measurement of  $\mathcal{B}(B^0 \rightarrow X(3872)K^0)/\mathcal{B}(B^+ \rightarrow X(3872)K^+)$  used in our fit.  
<sup>3</sup> Using  $\mathcal{B}(X(3872) \rightarrow J/\psi\pi^+\pi^-)$ .

Table 144: Product branching fractions to  $X(3872)$ .

Parameter [ $10^{-5}$ ]	Measurements	Average <sup>HFLAV</sup> <sub>PDG</sub>
$\mathcal{B}(B^+ \rightarrow X(3872)K^+) \times \mathcal{B}(X(3872) \rightarrow D^*(2007)^0 \bar{D}^0)$	BaBar [699] $16.7 \pm 3.6 \pm 4.7$	$16.7 \pm 5.9$ $8.5 \pm 2.6$
$\mathcal{B}(B^+ \rightarrow X(3872)K^+) \times \mathcal{B}(X(3872) \rightarrow D^0 \bar{D}^0 \pi^0)$	Belle [797] $< 6.0$	$< 6.0$ $10.2^{+3.7}_{-4.2}$
$\mathcal{B}(B^+ \rightarrow X(3872)K^+) \times \mathcal{B}(X(3872) \rightarrow D^0 \bar{D}^0)$	Belle [797] $< 6.0$	$< 6.0$
$\mathcal{B}(B^+ \rightarrow X(3872)K^+) \times \mathcal{B}(X(3872) \rightarrow D^+ D^-)$	Belle [797] $< 4.0$	$< 4.0$
$\mathcal{B}(B^+ \rightarrow X(3872)K^+) \times \mathcal{B}(X(3872) \rightarrow J/\psi \pi^+ \pi^-)$	Belle [764] $0.861 \pm 0.062 \pm 0.052$ BaBar [765] $0.84 \pm 0.15 \pm 0.07$	$0.857 \pm 0.073$ $0.857 \pm 0.084$
$\mathcal{B}(B^+ \rightarrow X(3872)K^+) \times \mathcal{B}(X(3872) \rightarrow J/\psi \omega(782))$	BaBar [712] $0.6 \pm 0.2 \pm 0.1$	$0.60 \pm 0.22$
$\mathcal{B}(B^+ \rightarrow X(3872)K^+) \times \mathcal{B}(X(3872) \rightarrow J/\psi \eta)$	BaBar [716] $< 0.77$	$< 0.77$
$\mathcal{B}(B^+ \rightarrow X(3872)K^+) \times \mathcal{B}(X(3872) \rightarrow J/\psi \gamma)$	Belle [725] $0.178^{+0.048}_{-0.044} \pm 0.012$ BaBar [726] $0.28 \pm 0.08 \pm 0.01$	$0.206 \pm 0.043$ $0.205^{+0.046}_{-0.043}$
$\mathcal{B}(B^+ \rightarrow X(3872)K^*(892)^+) \times \mathcal{B}(X(3872) \rightarrow J/\psi \gamma)$	BaBar [726] $0.07 \pm 0.26 \pm 0.01$	$0.07 \pm 0.26$ $< 0.48$
$\mathcal{B}(B^+ \rightarrow X(3872)K^+) \times \mathcal{B}(X(3872) \rightarrow \chi_{c1} \gamma)$	Belle [717] $< 0.19$	$< 0.19$ none
$\mathcal{B}(B^+ \rightarrow X(3872)K^+) \times \mathcal{B}(X(3872) \rightarrow \chi_{c2} \gamma)$	Belle [717] $< 0.67$	$< 0.67$ none

Table 145: Product branching fractions to neutral states other than  $X(3872)$ .

Parameter [ $10^{-5}$ ]	Measurements	Average <sup>HFLAV</sup> <sub>PDG</sub>
$\mathcal{B}(B^+ \rightarrow \psi_2(3823)K^+) \times \mathcal{B}(\psi_2(3823) \rightarrow \chi_{c1}\gamma)$	<b>Belle [717]</b> $0.97 \pm 0.28 \pm 0.11$	$0.97 \pm 0.30$ none
$\mathcal{B}(B^+ \rightarrow \psi_2(3823)K^+) \times \mathcal{B}(\psi_2(3823) \rightarrow \chi_{c2}\gamma)$	<b>Belle [717]</b> $< 0.36$	$< 0.36$ none
$\mathcal{B}(B^+ \rightarrow Y(3940)K^+) \times \mathcal{B}(Y(3940) \rightarrow J/\psi\gamma)$	<b>BaBar [825]</b> $< 1.4$	$< 1.4$ none
$\mathcal{B}(B^+ \rightarrow Y(3940)K^+) \times \mathcal{B}(Y(3940) \rightarrow J/\psi\omega(782))$	<b>BaBar [712]</b> $3.0^{+0.7+0.5}_{-0.6-0.3}$	$3.00^{+0.86}_{-0.67}$ none
$\mathcal{B}(B^+ \rightarrow \psi(4260)K^+) \times \mathcal{B}(\psi(4260) \rightarrow J/\psi\pi^+\pi^-)$	<b>BaBar [826]</b> $2.0 \pm 0.7 \pm 0.2$	$2.00 \pm 0.73$ $< 1.56$
$\mathcal{B}(B^+ \rightarrow \psi(4660)K^+) \times \mathcal{B}(\psi(4660) \rightarrow \Lambda_c^+\bar{\Lambda}_c^-)$	<b>Belle [823]</b> $< 12$	$< 12$ none
$\mathcal{B}(B^+ \rightarrow Y_\eta K^+) \times \mathcal{B}(Y_\eta \rightarrow \Lambda_c^+\bar{\Lambda}_c^-)$	<b>Belle [823]</b> $< 20$	$< 20$ none
$\mathcal{B}(B^+ \rightarrow \chi_{c1}(4140)K^+) \times \mathcal{B}(\chi_{c1}(4140) \rightarrow J/\psi\phi(1020))$	<b>LHCb [814]</b> $0.57 \pm 0.14^{+0.28}_{-0.21} \text{ }^{1,2}$ <b>D0 [813]</b> $0.922 \pm 0.351 \pm 0.358 \text{ }^2$	$0.66^{+0.37}_{-0.27}$ none
$\mathcal{B}(B^+ \rightarrow \chi_{c1}(4274)K^+) \times \mathcal{B}(\chi_{c1}(4274) \rightarrow J/\psi\phi(1020))$	<b>LHCb [814]</b> $0.312 \pm 0.110^{+0.186}_{-0.149} \text{ }^{1,2}$	$0.31^{+0.24}_{-0.16}$ $0.36^{+0.22}_{-0.18}$

<sup>1</sup> The quoted value is a fit fraction from a Dalitz plot fit.

<sup>2</sup> Using  $\mathcal{B}(B^+ \rightarrow J/\psi\phi(1020)K^+)$ .

Table 146: Product branching fractions to charged states.

Parameter [ $10^{-5}$ ]	Measurements	Average <sup>HFLAV</sup> <sub>PDG</sub>
$\mathcal{B}(B^+ \rightarrow X(3872)^+ K^0) \times \mathcal{B}(X(3872)^+ \rightarrow J/\psi \pi^+ \pi^0)$	BaBar [769] $< 2.2$	$< 2.2$ $< 0.6$
$\mathcal{B}(B^+ \rightarrow Z_c(4430)^+ K^0) \times \mathcal{B}(Z_c(4430)^+ \rightarrow J/\psi \pi^+)$	BaBar [770] $< 1.5$	$< 1.5$
$\mathcal{B}(B^+ \rightarrow Z_c(4430)^+ K^0) \times \mathcal{B}(Z_c(4430)^+ \rightarrow \psi(2S) \pi^+)$	BaBar [770] $< 4.7$	$< 4.7$

### 3331 8.3 Decays of admixtures of $B^0/B^+$ mesons

3332 Measurements of  $B^0/B^+$  decays to charmed hadrons are summarized in Sections 8.3.1 to 8.3.3.

#### 3333 8.3.1 Decays to two open charm mesons

3334 Averages of  $B^0/B^+$  decays to two open charm mesons are shown in Table 147.

Table 147: Branching fractions for decays to double charm.

Parameter [ $10^{-4}$ ]	Measurements	Average
$\mathcal{B}(B \rightarrow D^0 \bar{D}^0 K \pi^0)$	Belle [690] $1.27 \pm 0.31$	$1.27^{+0.22}_{-0.39}$ $1.27^{+0.38}_{-0.50}$

#### 3335 8.3.2 Decays to charmonium states

3336 Averages of  $B^0/B^+$  decays to charmonium states are shown in Tables 148–152.

Table 148: Decay amplitudes for parallel transverse polarization.

Parameter	Measurements	Average
$A_{\parallel}(B \rightarrow J/\psi K^*)$	LHCb [321]	$0.227 \pm 0.004 \pm 0.011$
	BaBar [318]	$0.211 \pm 0.010 \pm 0.006$
	Belle [319]	$0.231 \pm 0.012 \pm 0.008$
$A_{\parallel}(B \rightarrow \chi_{c1} K^*)$	BaBar [318]	$0.2 \pm 0.1 \pm 0.0$ $0.200 \pm 0.081$
$A_{\parallel}(B \rightarrow \psi(2S) K^*)$	BaBar [318]	$0.22 \pm 0.06 \pm 0.02$ $0.220 \pm 0.063$



Table 149: Decay amplitudes for perpendicular transverse polarization.

Parameter	Measurements	Average
$A_{\perp}(B \rightarrow J/\psi K^*)$	LHCb [321]	$0.201 \pm 0.004 \pm 0.008$
	BaBar [318]	$0.233 \pm 0.010 \pm 0.005$
	Belle [319]	$0.195 \pm 0.012 \pm 0.008$
$A_{\perp}(B \rightarrow \chi_{c1} K^*)$	BaBar [318]	$0.03 \pm 0.04 \pm 0.02$
$A_{\perp}(B \rightarrow \psi(2S) K^*)$	BaBar [318]	$0.3 \pm 0.1 \pm 0.0$
		$0.300 \pm 0.063$

Table 150: Decay amplitudes for longitudinal polarization.

Parameter	Measurements	Average
$A_0(B \rightarrow J/\psi K^*)$	BaBar [318]	$0.556 \pm 0.009 \pm 0.010$
	Belle [319]	$0.574 \pm 0.012 \pm 0.009$
$A_0(B \rightarrow \chi_{c1} K^*)$	BaBar [318]	$0.77 \pm 0.07 \pm 0.04$
$A_0(B \rightarrow \psi(2S) K^*)$	BaBar [318]	$0.48 \pm 0.05 \pm 0.02$
		$0.480 \pm 0.054$

Table 151: Relative phases of parallel transverse polarization decay amplitudes.

Parameter	Measurements	Average
$\delta_{\parallel}(B \rightarrow J/\psi K^*)$	LHCb [321]	$-2.94 \pm 0.02 \pm 0.03$
	BaBar [318]	$-2.93 \pm 0.08 \pm 0.04$
	Belle [319]	$-2.887 \pm 0.090 \pm 0.008$
$\delta_{\parallel}(B \rightarrow \chi_{c1} K^*)$	BaBar [318]	$0.0 \pm 0.3 \pm 0.1$
$\delta_{\parallel}(B \rightarrow \psi(2S) K^*)$	BaBar [318]	$-2.8 \pm 0.4 \pm 0.1$
		$-2.80 \pm 0.41$

Table 152: Relative phases of perpendicular transverse polarization decay amplitudes.

Parameter	Measurements	Average
$\delta_{\perp}(B \rightarrow J/\psi K^*)$	LHCb [321]	$2.94 \pm 0.02 \pm 0.02$
	BaBar [318]	$2.91 \pm 0.05 \pm 0.03$
	Belle [319]	$2.938 \pm 0.064 \pm 0.010$
$\delta_{\perp}(B \rightarrow \psi(2S) K^*)$	BaBar [318]	$2.8 \pm 0.3 \pm 0.1$
		$2.80 \pm 0.32$

### 3337 8.3.3 Decays to exotic states

3338 Averages of  $B^0/B^+$  decays to exotic states are shown in Table 153.

Table 153: Branching fractions for decays to  $X/Y$  states.

Parameter [ $10^{-4}$ ]	Measurements	Average <sup>HFLAV</sup> <sub>PDG</sub>
$\mathcal{B}(B \rightarrow X(3872)K)$	<b>Belle [827]</b> $2.2 \pm 0.5 \pm 0.6$ <sup>1</sup>	$2.16^{+0.97}_{-0.70}$ $2.27^{+0.67}_{-0.70}$
$\mathcal{B}(B \rightarrow Y(3940)K) \times \mathcal{B}(Y(3940) \rightarrow D^*(2007)^0 \bar{D}^*(2007)^0)$	Belle [827] $< 0.67$	$< 0.67$
$\mathcal{B}(B \rightarrow Y(3940)K) \times \mathcal{B}(Y(3940) \rightarrow J/\psi \omega(782))$	Belle [828] $0.71 \pm 0.13 \pm 0.31$	$0.71 \pm 0.34$

<sup>1</sup> Using  $\mathcal{B}(X(3872) \rightarrow \bar{D}^*(2007)^0 D^0)$ .

## 3339 8.4 Decays of $B_s^0$ mesons

3340 Measurements of  $B_s^0$  decays to charmed hadrons are summarized in Sections 8.4.1 to 8.4.4.

### 3341 8.4.1 Decays to a single open charm meson

3342 Averages of  $B_s^0$  decays to a single open charm meson are shown in Tables 154–157.

Table 154: Branching fractions for decays to a  $D_s^{(*)}$ .

Parameter [ $10^{-3}$ ]	Measurements	Average <sup>HFLAV</sup> <sub>PDG</sub>
$\mathcal{B}(B_s^0 \rightarrow D_s^- \pi^+)$	LHCb [829] $2.95 \pm 0.05^{+0.25}_{-0.28}$ CDF [644] $2.90 \pm 0.21 \pm 0.43$ <sup>1</sup> Belle [35] $3.67^{+0.35}_{-0.33} \pm 0.65$ CDF [830] <sup>2</sup> LHCb [646] <sup>3</sup> , [674] <sup>2</sup>	$2.85 \pm 0.18$ $3.00^{+0.22}_{-0.24}$
$\mathcal{B}(B_s^0 \rightarrow D_s^{*-} \pi^+)$	Belle [831] $2.4^{+0.5}_{-0.4} \pm 0.4$ LHCb [832] <sup>4</sup>	$2.21^{+0.61}_{-0.54}$ $1.95^{+0.52}_{-0.47}$
$\mathcal{B}(B_s^0 \rightarrow D_s^- \rho^+(770))$	Belle [831] $8.5^{+1.3}_{-1.2} \pm 1.7$	$7.7^{+1.9}_{-1.8}$ $6.9 \pm 1.4$
$\mathcal{B}(B_s^0 \rightarrow D_s^{*-} \rho^+(770))$	Belle [831] $11.8^{+2.2}_{-2.0} \pm 2.5$	$10.6^{+3.0}_{-2.9}$ $9.6^{+2.1}_{-2.2}$
$\mathcal{B}(B_s^0 \rightarrow D_s^- \pi^+ \pi^+ \pi^-)$	CDF [644] $6.25 \pm 0.60^{+1.48}_{-1.46}$ <sup>5,6</sup> LHCb [646] $5.72 \pm 1.05^{+0.67}_{-0.68}$ <sup>7</sup> LHCb [676] <sup>8,9</sup>	$5.9 \pm 1.0$ $6.1 \pm 1.0$
$\mathcal{B}(B_s^0 \rightarrow D_s^{\mp} K^{\pm})$	LHCb [674] $0.2142 \pm 0.0043^{+0.0144}_{-0.0147}$ <sup>7</sup> LHCb [829] $0.19 \pm 0.01 \pm 0.02$ CDF [830] $0.276 \pm 0.051 \pm 0.031$ <sup>7</sup> Belle [35] $0.24^{+0.12}_{-0.10} \pm 0.04$	$0.213 \pm 0.014$ $0.227^{+0.018}_{-0.019}$
$\mathcal{B}(B_s^0 \rightarrow D_s^{*\mp} K^{\pm})$	LHCb [832] $0.150 \pm 0.011^{+0.042}_{-0.037}$ <sup>10</sup>	$0.150^{+0.044}_{-0.038}$ $0.133^{+0.037}_{-0.034}$
$\mathcal{B}(B_s^0 \rightarrow D_s^- K^+ \pi^+ \pi^-)$	LHCb [676] $0.309 \pm 0.030^{+0.056}_{-0.053}$ <sup>11</sup> LHCb [676] <sup>12</sup>	$0.308^{+0.066}_{-0.058}$ $0.319 \pm 0.065$

<sup>1</sup> Using  $\mathcal{B}(B^0 \rightarrow D^- \pi^+)$ .<sup>2</sup> Measurement of  $\mathcal{B}(B_s^0 \rightarrow D_s^{\mp} K^{\pm})/\mathcal{B}(B_s^0 \rightarrow D_s^- \pi^+)$  used in our fit.<sup>3</sup> Measurement of  $\mathcal{B}(B_s^0 \rightarrow D_s^- \pi^+ \pi^+ \pi^-)/\mathcal{B}(B_s^0 \rightarrow D_s^- \pi^+)$  used in our fit.<sup>4</sup> Measurement of  $\mathcal{B}(B_s^0 \rightarrow D_s^{*\mp} K^{\pm})/\mathcal{B}(B_s^0 \rightarrow D_s^{*-} \pi^+)$  used in our fit.<sup>5</sup> Using  $f_s/f_d = 0.259 \pm 0.038$  from PDG 2006.<sup>6</sup> Using  $\mathcal{B}(B^0 \rightarrow D^- \pi^+ \pi^+ \pi^-)$ .<sup>7</sup> Using  $\mathcal{B}(B_s^0 \rightarrow D_s^- \pi^+)$ .<sup>8</sup> Measurement of  $\mathcal{B}(B_s^0 \rightarrow D_s^- K^+ \pi^+ \pi^-)/\mathcal{B}(B_s^0 \rightarrow D_s^- \pi^+ \pi^+ \pi^-)$  used in our fit.<sup>9</sup> Measurement of  $\mathcal{B}(B_s^0 \rightarrow D_{s1}(2536)^- \pi^+) \times \mathcal{B}(D_{s1}(2536)^+ \rightarrow D_s^+ \pi^+ \pi^-)/\mathcal{B}(B_s^0 \rightarrow D_s^- \pi^+ \pi^+ \pi^-)$  used in our fit.<sup>10</sup> Using  $\mathcal{B}(B_s^0 \rightarrow D_s^{*-} \pi^+)$ .<sup>11</sup> Using  $\mathcal{B}(B_s^0 \rightarrow D_s^- \pi^+ \pi^+ \pi^-)$ .<sup>12</sup> Measurement of  $\mathcal{B}(B^0 \rightarrow D_s^- K^+ \pi^+ \pi^-)/\mathcal{B}(B_s^0 \rightarrow D_s^- K^+ \pi^+ \pi^-)$  used in our fit.

Table 155: Branching fractions for decays to a  $D^{(*)}$ .

Parameter [ $10^{-4}$ ]	Measurements		Average <sup>HFLAV</sup> <sub>PDG</sub>
$\mathcal{B}(B_s^0 \rightarrow \bar{D}^0 \bar{K}^0)$	LHCb [833]	$4.3 \pm 0.5 \pm 0.5$	$4.30 \pm 0.71$ $4.30 \pm 0.86$
$\mathcal{B}(B_s^0 \rightarrow \bar{D}^*(2007)^0 \bar{K}^0)$	LHCb [833]	$2.8 \pm 1.0 \pm 0.4$	$2.8 \pm 1.1$
$\mathcal{B}(B_s^0 \rightarrow \bar{D}^0 \bar{K}^*(892)^0)$	LHCb [669]	$3.37 \pm 0.30 \pm 0.44$ <sup>1</sup>	$3.61 \pm 0.44$ $4.38 \pm 0.58$
	LHCb [663]	$4.54 \pm 1.04 \pm 0.90$ <sup>2</sup>	
	LHCb [669] <sup>3</sup>		
$\mathcal{B}(B_s^0 \rightarrow \bar{D}^0 \phi(1020))$	LHCb [660]	$0.287 \pm 0.034 \pm 0.022$ <sup>4</sup>	$0.277 \pm 0.031$ $0.299 \pm 0.047$
	LHCb [669]	$0.249 \pm 0.047 \pm 0.039$ <sup>5</sup>	
	LHCb [660] <sup>6</sup>		
$\mathcal{B}(B_s^0 \rightarrow \bar{D}^*(2007)^0 \phi(1020))$	LHCb [660]	$0.355 \pm 0.042 \pm 0.038$ <sup>4</sup>	$0.348 \pm 0.046$
	LHCb [660]	$0.341 \pm 0.055 \pm 0.042$ <sup>7</sup>	$0.370 \pm 0.060$
$\mathcal{B}(B_s^0 \rightarrow D^{*\mp} \pi^\pm)$	LHCb [834]	$< 0.061$	$< 0.061$
$\mathcal{B}(B_s^0 \rightarrow \bar{D}^0 f_0(980))$	LHCb [835]	$< 0.031$	$< 0.031$
$\mathcal{B}(B_s^0 \rightarrow \bar{D}^0 K^+ K^-)$	LHCb [661]	$7.855 \pm 0.752 \pm 0.688$ <sup>4</sup>	$7.9 \pm 1.0$
			$0.6 \pm 0.1$
$\mathcal{B}(B_s^0 \rightarrow \bar{D}^0 K^- \pi^+)$	LHCb [659]	$9.97 \pm 0.42 \pm 1.11$ <sup>4</sup>	$10.0 \pm 1.2$
			$10.4 \pm 1.3$

<sup>1</sup> Using  $\mathcal{B}(B^0 \rightarrow \bar{D}^0 K^*(892)^0)$ .

<sup>2</sup> Using  $\mathcal{B}(B^0 \rightarrow \bar{D}^0 \rho^0(770))$ .

<sup>3</sup> Measurement of  $\mathcal{B}(B_s^0 \rightarrow \bar{D}^0 \phi(1020))/\mathcal{B}(B_s^0 \rightarrow \bar{D}^0 \bar{K}^*(892)^0)$  used in our fit.

<sup>4</sup> Using  $\mathcal{B}(B^0 \rightarrow \bar{D}^0 \pi^+ \pi^-)$ .

<sup>5</sup> Using  $\mathcal{B}(B_s^0 \rightarrow \bar{D}^0 \bar{K}^*(892)^0)$ .

<sup>6</sup> Measurement of  $\mathcal{B}(B_s^0 \rightarrow \bar{D}^*(2007)^0 \phi(1020))/\mathcal{B}(B_s^0 \rightarrow \bar{D}^0 \phi(1020))$  used in our fit.

<sup>7</sup> Using  $\mathcal{B}(B_s^0 \rightarrow \bar{D}^0 \phi(1020))$ .

Table 156: Branching fractions for decays to excited  $D_s$  mesons.

Parameter [ $10^{-5}$ ]	Measurements	Average <sup>HFLAV</sup> <sub>PDG</sub>
$\mathcal{B}(B_s^0 \rightarrow D_{s1}(2536)^- \pi^+) \times \mathcal{B}(D_{s1}(2536)^+ \rightarrow D_s^+ \pi^+ \pi^-)$	LHCb [676]	$2.37^{+0.81}_{-0.70}$
		$2.46 \pm 0.78$

<sup>1</sup> Using  $\mathcal{B}(B_s^0 \rightarrow D_s^- \pi^+ \pi^+ \pi^-)$ .

Table 157: Longitudinal polarisation fraction.

Parameter	Measurements	Average
$f_L(B_s^0 \rightarrow \bar{D}^*(2007)^0 \phi(1020))$	LHCb [660] $0.730 \pm 0.150 \pm 0.030$	$0.73 \pm 0.15$

#### 3343 8.4.2 Decays to two open charm mesons

3344 Averages of  $B_s^0$  decays to two open charm mesons are shown in Table 158.

Table 158: Branching fractions.

Parameter [ $10^{-4}$ ]	Measurements	Average <sup>HFLAV</sup> <sub>PDG</sub>
$\mathcal{B}(B_s^0 \rightarrow D_s^+ D_s^-)$	LHCb [687] $43.8 \pm 2.3 \pm 5.1$ <sup>1</sup>	
	CDF [188] $49 \pm 6 \pm 9$ <sup>2</sup>	
	Belle [31] $58^{+11}_{-9} \pm 13$	$45.0^{+5.1}_{-5.0}$
	D0 [186] <sup>3</sup>	$44.0 \pm 4.8$
	LHCb [836] <sup>3</sup>	
$\mathcal{B}(B_s^0 \rightarrow D_s^{*+} D_s^- + D_s^{*-} D_s^+)$	LHCb [836] $135 \pm 6 \pm 17$	
	CDF [188] $113 \pm 12 \pm 21$ <sup>2</sup>	
	Belle [31] $176^{+23}_{-22} \pm 40$	$131 \pm 13$
	D0 [186] <sup>3</sup>	$139 \pm 17$
	LHCb [836] <sup>3</sup>	
$\mathcal{B}(B_s^0 \rightarrow D_s^{*+} D_s^{*-})$	LHCb [836] $127 \pm 8 \pm 17$	
	CDF [188] $175 \pm 19 \pm 34$ <sup>2</sup>	
	Belle [31] $198^{+33}_{-31} {}^{+51}_{-50}$	$140 \pm 15$
	D0 [186] <sup>3</sup>	$144 \pm 21$
	LHCb [836] <sup>3</sup>	
$\mathcal{B}(B_s^0 \rightarrow D_s^- D^+)$	LHCb [687] $3.9 \pm 0.6 \pm 0.5$ <sup>1</sup>	$3.91^{+0.81}_{-0.76}$
	LHCb [693] <sup>4,5</sup>	$2.75 \pm 0.46$
$\mathcal{B}(B_s^0 \rightarrow D^+ D^-)$	LHCb [687] $2.38 \pm 0.44 \pm 0.33$ <sup>6</sup>	$2.38 \pm 0.55$
		$2.20 \pm 0.57$
$\mathcal{B}(B_s^0 \rightarrow D^0 \bar{D}^0)$	LHCb [687] $1.82 \pm 0.29 \pm 0.34$ <sup>7</sup>	$1.82^{+0.46}_{-0.43}$
		$1.90 \pm 0.50$

<sup>1</sup> Using  $\mathcal{B}(B^0 \rightarrow D_s^+ D^-)$ .

<sup>2</sup> Using  $f_s/f_d = 0.269 \pm 0.033$  and  $\mathcal{B}(B^0 \rightarrow D_s^+ D^-) = (7.2 \pm 0.8) \times 10^{-3}$ .

<sup>3</sup> Measurement of  $\mathcal{B}(B_s^0 \rightarrow D_s^+ D_s^-) + \mathcal{B}(B_s^0 \rightarrow D_s^{*+} D_s^- + D_s^{*-} D_s^+) + \mathcal{B}(B_s^0 \rightarrow D_s^{*+} D_s^{*-})$  used in our fit.

<sup>4</sup> At CL=95 %.

<sup>5</sup> Measurement of  $\mathcal{B}(B_s^0 \rightarrow \Lambda_c^+ \bar{\Lambda}_c^-)/\mathcal{B}(B_s^0 \rightarrow D_s^- D^+)$  used in our fit.

<sup>6</sup> Using  $\mathcal{B}(B^0 \rightarrow D^+ D^-)$ .

<sup>7</sup> Using  $\mathcal{B}(B^+ \rightarrow D_s^+ \bar{D}^0)$ .

3346 Averages of  $B_s^0$  decays to charmonium states are shown in Tables 159–163.

Table 159: Branching fractions for decays to  $J/\psi$ , I.

Parameter [ $10^{-4}$ ]	Measurements	Average <sup>HFLAV</sup> <sub>PDG</sub>
$\mathcal{B}(B_s^0 \rightarrow J/\psi\phi(1020))$	LHCb [837] $10.5 \pm 0.1 \pm 1.0$ Belle [838] $12.5 \pm 0.7 \pm 2.3$ CDF [704] $9.3 \pm 2.8 \pm 1.7$ CDF [113] <sup>1</sup> , [839] <sup>2</sup> CMS [840] <sup>1</sup> D0 [805] <sup>2</sup> , [841] <sup>1</sup> , [842] <sup>3</sup> LHCb [843] <sup>4</sup> , [844] <sup>1</sup> , [844] <sup>5,6</sup> , [710] <sup>2</sup> , [845] <sup>7</sup>	$10.61 \pm 0.90$ $10.78 \pm 0.85$
$\mathcal{B}(B_s^0 \rightarrow J/\psi K^0 K^- \pi^+ + \text{c.c.})$	LHCb [706] $9.15 \pm 0.65 \pm 0.95$ <sup>8</sup>	$9.2^{+1.2}_{-1.1}$ $9.5 \pm 1.3$
$\mathcal{B}(B_s^0 \rightarrow J/\psi\eta)$	LHCb [733] $4.14 \pm 0.35^{+0.61}_{-0.66}$ <sup>9</sup> Belle [846] $5.1 \pm 0.5^{+1.2}_{-0.8}$ LHCb [735] <sup>10</sup>	$4.58^{+0.56}_{-0.51}$ $3.95 \pm 0.70$
$\mathcal{B}(B_s^0 \rightarrow J/\psi\eta')$	LHCb [733] $3.76 \pm 0.33^{+0.49}_{-0.45}$ <sup>9</sup> Belle [846] $3.71 \pm 0.61^{+0.85}_{-0.60}$ LHCb [735] <sup>11</sup>	$3.75^{+0.52}_{-0.47}$ $3.34^{+0.42}_{-0.45}$
$\mathcal{B}(B_s^0 \rightarrow J/\psi\phi(1020)\phi(1020))$	LHCb [845] $0.122 \pm 0.013^{+0.012}_{-0.014}$ <sup>12</sup>	$0.122 \pm 0.018$ $0.124^{+0.017}_{-0.019}$
$\mathcal{B}(B_s^0 \rightarrow J/\psi K_S^0)$	CDF [847] <sup>13,14</sup> LHCb [705] <sup>15</sup>	$0.180 \pm 0.023$ $0.192 \pm 0.014$
$\mathcal{B}(B_s^0 \rightarrow J/\psi \bar{K}^*(892)^0)$	LHCb [232] $0.417 \pm 0.018 \pm 0.035$ CDF [847] $0.83 \pm 0.12 \pm 0.35$ <sup>13</sup>	$0.422 \pm 0.039$ $0.414 \pm 0.039$
$\mathcal{B}(B_s^0 \rightarrow J/\psi \bar{K}^0 \pi^+ \pi^-)$	LHCb [706] $< 0.44$	$< 0.44$
$\mathcal{B}(B_s^0 \rightarrow J/\psi \bar{K}^0 K^+ K^-)$	LHCb [706] $< 0.120$	$< 0.12$

<sup>1</sup> Measurement of  $\mathcal{B}(B_s^0 \rightarrow J/\psi f_0(980)) \times \mathcal{B}(f_0(980) \rightarrow \pi^+ \pi^-) / \mathcal{B}(B_s^0 \rightarrow J/\psi\phi(1020)) / \mathcal{B}(\phi(1020) \rightarrow K^+ K^-)$  used in our fit.

<sup>2</sup> Measurement of  $\mathcal{B}(B_s^0 \rightarrow \psi(2S)\phi(1020)) / \mathcal{B}(B_s^0 \rightarrow J/\psi\phi(1020))$  used in our fit.

<sup>3</sup> Measurement of  $\mathcal{B}(B_s^0 \rightarrow J/\psi f_2'(1525)) \mathcal{B}(f_2'(1525) \rightarrow K^+ K^-) / \mathcal{B}(B_s^0 \rightarrow J/\psi\phi(1020)) / \mathcal{B}(\phi(1020) \rightarrow K^+ K^-)$  used in our fit.

<sup>4</sup> Measurement of  $\mathcal{B}(B_s^0 \rightarrow J/\psi f_2'(1525)) / \mathcal{B}(B_s^0 \rightarrow J/\psi\phi(1020))$  used in our fit.

<sup>5</sup>  $|m(\pi^+ \pi^-) - 980| < 90$  MeV.

<sup>6</sup> Measurement of  $\mathcal{B}(B_s^0 \rightarrow J/\psi \pi^+ \pi^-) / \mathcal{B}(B_s^0 \rightarrow J/\psi\phi(1020)) / \mathcal{B}(\phi(1020) \rightarrow K^+ K^-)$  used in our fit.

<sup>7</sup> Measurement of  $\mathcal{B}(B_s^0 \rightarrow J/\psi\phi(1020)\phi(1020)) / \mathcal{B}(B_s^0 \rightarrow J/\psi\phi(1020))$  used in our fit.

<sup>8</sup> Using  $\mathcal{B}(B^0 \rightarrow J/\psi K^0 \pi^+ \pi^-)$ .

<sup>9</sup> Using  $\mathcal{B}(B^0 \rightarrow J/\psi \rho^0(770))$ .

<sup>10</sup> Measurement of  $\mathcal{B}(B^0 \rightarrow J/\psi\eta) / \mathcal{B}(B_s^0 \rightarrow J/\psi\eta)$  used in our fit.

<sup>11</sup> Measurement of  $\mathcal{B}(B^0 \rightarrow J/\psi\eta') / \mathcal{B}(B_s^0 \rightarrow J/\psi\eta')$  used in our fit.

<sup>12</sup> Using  $\mathcal{B}(B_s^0 \rightarrow J/\psi\phi(1020))$ .

<sup>13</sup> Using  $f_s/f_d = 0.269 \pm 0.033$ .

<sup>14</sup> Measurement of  $2\mathcal{B}(B_s^0 \rightarrow J/\psi K_S^0)$  used in our fit.

<sup>15</sup> Measurement of  $2\mathcal{B}(B_s^0 \rightarrow J/\psi K_S^0) / \mathcal{B}(B^0 \rightarrow J/\psi K^0)$  used in our fit.

Table 160: Branching fractions for decays to  $J/\psi$ , II.

Parameter [ $10^{-5}$ ]	Measurements	Average <sup>HFLAV</sup> <sub>PDG</sub>
$\mathcal{B}(B_s^0 \rightarrow J/\psi \pi^+ \pi^-)$	LHCb [844] <sup>1,2</sup> , [731] <sup>3</sup>	$8.5^{+1.6}_{-1.5}$ $20.9 \pm 2.3$
$\mathcal{B}(B_s^0 \rightarrow J/\psi f_0(980)) \times \mathcal{B}(f_0(980) \rightarrow \pi^+ \pi^-)$	Belle [34] $11.6^{+3.1+3.0}_{-1.9-3.1}$ CDF [113] <sup>4</sup> CMS [840] <sup>4</sup> D0 [841] <sup>4</sup> LHCb [844] <sup>4</sup> , [848] <sup>5</sup>	$10.8 \pm 1.2$ $12.8^{+1.8}_{-1.9}$
$\mathcal{B}(B_s^0 \rightarrow J/\psi f_0(1370)) \times \mathcal{B}(f_0(1370) \rightarrow \pi^+ \pi^-)$	Belle [34] $3.4^{+1.1+0.9}_{-1.4-0.8}$	$2.9^{+1.3}_{-1.5}$ $4.5^{+0.7}_{-4.1}$
$\mathcal{B}(B_s^0 \rightarrow J/\psi f_1(1285))$	LHCb [737] $7.202 \pm 1.000^{+0.906}_{-1.009}$ <sup>6</sup>	$7.2 \pm 1.4$
$\mathcal{B}(B_s^0 \rightarrow J/\psi f_2'(1525))$	LHCb [843] $28.0 \pm 2.9 \pm 3.5$ <sup>7</sup> D0 [842] <sup>8</sup>	$26.9 \pm 4.2$ $26.1^{+5.9}_{-5.4}$
$\mathcal{B}(B_s^0 \rightarrow J/\psi f_0(500)) \times \mathcal{B}(f_0(500) \rightarrow \pi^+ \pi^-)$	LHCb [848] $< 0.37$ <sup>9</sup>	$< 0.37$ $< 0.40$
$\mathcal{B}(B_s^0 \rightarrow J/\psi p \bar{p})$	LHCb [743] $0.358 \pm 0.019 \pm 0.033$ LHCb [744] $< 0.48$	$0.358 \pm 0.038$ $0.358 \pm 0.043$
$\mathcal{B}(B_s^0 \rightarrow J/\psi \gamma)$	LHCb [741] $< 0.73$	$< 0.73$

<sup>1</sup>  $|m(\pi^+ \pi^-) - 980| < 90$  MeV.<sup>2</sup> Measurement of  $\mathcal{B}(B_s^0 \rightarrow J/\psi \pi^+ \pi^-)/\mathcal{B}(B_s^0 \rightarrow J/\psi \phi(1020))/\mathcal{B}(\phi(1020) \rightarrow K^+ K^-)$  used in our fit.<sup>3</sup> Measurement of  $\mathcal{B}(B_s^0 \rightarrow \psi(2S) \pi^+ \pi^-)/\mathcal{B}(B_s^0 \rightarrow J/\psi \pi^+ \pi^-)$  used in our fit.<sup>4</sup> Measurement of  $\mathcal{B}(B_s^0 \rightarrow J/\psi f_0(980)) \times \mathcal{B}(f_0(980) \rightarrow \pi^+ \pi^-)/\mathcal{B}(B_s^0 \rightarrow J/\psi \phi(1020))/\mathcal{B}(\phi(1020) \rightarrow K^+ K^-)$  used in our fit.<sup>5</sup> Measurement of  $\mathcal{B}(B_s^0 \rightarrow J/\psi f_0(500)) \times \mathcal{B}(f_0(500) \rightarrow \pi^+ \pi^-)/\mathcal{B}(B_s^0 \rightarrow J/\psi f_0(980)) \times \mathcal{B}(f_0(980) \rightarrow \pi^+ \pi^-)$  used in our fit.<sup>6</sup> Using  $\mathcal{B}(f_1(1285) \rightarrow \pi^+ \pi^+ \pi^- \pi^-)$ .<sup>7</sup> Using  $\mathcal{B}(B_s^0 \rightarrow J/\psi \phi(1020))$ .<sup>8</sup> Measurement of  $\mathcal{B}(B_s^0 \rightarrow J/\psi f_2'(1525))\mathcal{B}(f_2'(1525) \rightarrow K^+ K^-)/\mathcal{B}(B_s^0 \rightarrow J/\psi \phi(1020))/\mathcal{B}(\phi(1020) \rightarrow K^+ K^-)$  used in our fit.<sup>9</sup> Using  $\mathcal{B}(B_s^0 \rightarrow J/\psi f_0(980)) \times \mathcal{B}(f_0(980) \rightarrow \pi^+ \pi^-)$ .



Table 161: Branching fractions for decays to charmonium other than  $J/\psi$ .

Parameter [ $10^{-4}$ ]	Measurements		Average <sup>HFLAV</sup> <sub>PDG</sub>
$\mathcal{B}(B_s^0 \rightarrow \psi(2S)\phi(1020))$	LHCb [710]	$5.19 \pm 0.28 \pm 0.51$ <sup>1</sup>	$5.28 \pm 0.57$ $5.42 \pm 0.56$
	D0 [805]	$5.8 \pm 1.2 \pm 1.1$ <sup>1</sup>	
	CDF [839]	$5.5 \pm 1.4 \pm 0.9$ <sup>1</sup>	
$\mathcal{B}(B_s^0 \rightarrow \psi(2S)K^-\pi^+)$	LHCb [719]	$0.3120 \pm 0.0209 \pm 0.0304$ <sup>2</sup>	$0.312 \pm 0.037$
$\mathcal{B}(B_s^0 \rightarrow \psi(2S)\bar{K}^*(892)^0)$	LHCb [719]	$0.3255 \pm 0.0345^{+0.0346}_{-0.0344}$ <sup>3</sup>	$0.326^{+0.049}_{-0.048}$
			$0.331^{+0.051}_{-0.052}$
$\mathcal{B}(B_s^0 \rightarrow \psi(2S)\pi^+\pi^-)$	LHCb [731]	$0.288 \pm 0.034^{+0.062}_{-0.059}$ <sup>4</sup>	$0.291^{+0.075}_{-0.065}$
			$0.711 \pm 0.130$

<sup>1</sup> Using  $\mathcal{B}(B_s^0 \rightarrow J/\psi\phi(1020))$ .<sup>2</sup> Using  $\mathcal{B}(B^0 \rightarrow \psi(2S)K^+\pi^-)$ .<sup>3</sup> Using  $\mathcal{B}(B^0 \rightarrow \psi(2S)K^*(892)^0)$ .<sup>4</sup> Using  $\mathcal{B}(B_s^0 \rightarrow J/\psi\pi^+\pi^-)$ .

Table 162: Branching fraction ratios.

Parameter	Measurements		Average
$\frac{\mathcal{B}(B_s^0 \rightarrow \chi_{c2}K^+K^-)}{\mathcal{B}(B_s^0 \rightarrow \chi_{c1}K^+K^-)}$	LHCb [849]	$0.171 \pm 0.031 \pm 0.010$	$0.171 \pm 0.033$

Table 163: Decay amplitudes and relative phases.

Parameter	Measurements		Average
$f_0(B_s^0 \rightarrow J/\psi\bar{K}^*(892)^0)$	LHCb [232]	$0.497 \pm 0.025 \pm 0.025$	$0.497 \pm 0.035$
$f_{\parallel}(B_s^0 \rightarrow J/\psi\bar{K}^*(892)^0)$	LHCb [232]	$0.179 \pm 0.027 \pm 0.013$	$0.179 \pm 0.030$
$\delta_{\parallel}(B_s^0 \rightarrow J/\psi\bar{K}^*(892)^0)$	LHCb [232]	$-2.7 \pm 0.2 \pm 0.2$	$-2.70 \pm 0.25$
$\delta_{\perp}(B_s^0 \rightarrow J/\psi\bar{K}^*(892)^0)$	LHCb [232]	$0.01 \pm 0.11^{+0.12}_{-0.13}$	$0.01 \pm 0.17$

#### 3347 8.4.4 Decays to charm baryons

3348 Averages of  $B_s^0$  decays to charm baryons are shown in Tables 164–165.

Table 164: Branching fractions for decays to one charm baryon.

Parameter [ $10^{-4}$ ]	Measurements		Average <sup>HFLAV</sup> <sub>PDG</sub>
$\mathcal{B}(B_s^0 \rightarrow \bar{\Lambda}_c^- \Lambda^0 \pi^+)$	Belle [850]	$3.6 \pm 1.1^{+0.9}_{-1.0}$	$3.6 \pm 1.5$
			$3.6 \pm 1.6$

Table 165: Branching fractions for decays to two charm baryons.

Parameter [ $10^{-4}$ ]	Measurements	Average <sup>HFLAV</sup> <sub>PDG</sub>
$\mathcal{B}(B_s^0 \rightarrow \Lambda_c^+ \bar{\Lambda}_c^-)$	LHCb [693] $< 1.2$ <sup>1,2</sup>	$< 1.2$ $< 0.8$

<sup>1</sup> At CL=95 %.

<sup>2</sup> Using  $\mathcal{B}(B_s^0 \rightarrow D_s^- D^+)$ .

## 3349 8.5 Decays of $B_c^+$ mesons

3350 Measurements of  $B_c^+$  decays to charmed hadrons are summarized in Sections 8.5.1 to 8.5.4.

### 3351 8.5.1 Decays to a single open charm meson

3352 Averages of  $B_c^+$  decays to a single open charm meson are shown in Table 166.

Table 166: Branching fractions for decays to one charm meson.

Parameter [ $10^{-7}$ ]	Measurements	Average
$f_c \times \mathcal{B}(B_c^+ \rightarrow D^0 K^+)$	LHCb [851] $3.79_{-1.02}^{+1.14} \pm 0.25$ <sup>1</sup>	$3.8_{-1.0}^{+1.2}$

<sup>1</sup> Using  $f_u$ .

### 3353 8.5.2 Decays to two open charm mesons

3354 Averages of  $B_c^+$  decays to two open charm mesons are shown in Table 167.

Table 167: Branching fractions for decays to two  $D$  mesons.

Parameter [ $10^{-6}$ ]	Measurements	Average
$f_c \times \mathcal{B}(B_c^+ \rightarrow D_s^+ \bar{D}^0)$	LHCb [794] <sup>1</sup>	$1.2^{+1.5}_{-1.4}$
$f_c \times \mathcal{B}(B_c^+ \rightarrow D_s^+ D^0)$	LHCb [794] <sup>2</sup>	$-1.5 \pm 1.0$
$f_c \times \mathcal{B}(B_c^+ \rightarrow D^+ \bar{D}^0)$	LHCb [794] <sup>3</sup>	$1.3 \pm 1.2$
$f_c \times \mathcal{B}(B_c^+ \rightarrow D^+ D^0)$	LHCb [794] <sup>4</sup>	$0.45 \pm 0.83$
$f_c \times \mathcal{B}(B_c^+ \rightarrow D_s^{*+} \bar{D}^0 + D_s^+ \bar{D}^*(2007)^0)$	LHCb [794] <sup>5</sup>	$-0.4 \pm 5.9$
$f_c \times \mathcal{B}(B_c^+ \rightarrow D_s^{*+} D^0 + D_s^+ D^*(2007)^0)$	LHCb [794] <sup>6</sup>	$-1.2 \pm 7.5$
$f_c \times \mathcal{B}(B_c^+ \rightarrow D_s^{*+} \bar{D}^*(2007)^0)$	LHCb [794] <sup>7</sup>	$13 \pm 17$
$f_c \times \mathcal{B}(B_c^+ \rightarrow D_s^{*+} D^*(2007)^0)$	LHCb [794] <sup>8</sup>	$27 \pm 36$
$f_c \times (\mathcal{B}(B_c^- \rightarrow D^{*-} D^0) \times \mathcal{B}(D^{*-} \rightarrow D^-(\pi^0, \gamma)) + \mathcal{B}(B_c^- \rightarrow D^- D^{*0}))$	LHCb [794] <sup>9</sup>	$0.3 \pm 5.0$
$f_c \times (\mathcal{B}(B_c^- \rightarrow D^{*-} \bar{D}^0) \times \mathcal{B}(D^{*-} \rightarrow D^-(\pi^0, \gamma)) + \mathcal{B}(B_c^- \rightarrow D^- \bar{D}^{*0}))$	LHCb [794] <sup>10</sup>	$-2.3 \pm 2.7$
$f_c \times \mathcal{B}(B_c^+ \rightarrow D^*(2010)^+ D^*(2007)^0)$	LHCb [794] <sup>11</sup>	$-6 \pm 14$
$f_c \times \mathcal{B}(B_c^+ \rightarrow D^*(2010)^+ \bar{D}^*(2007)^0)$	LHCb [794] <sup>12</sup>	$53 \pm 36$

<sup>1</sup> Measurement of  $f_c \times \mathcal{B}(B_c^+ \rightarrow D_s^+ \bar{D}^0)/(f_u \mathcal{B}(B^+ \rightarrow D_s^+ \bar{D}^0))$  used in our fit.

<sup>2</sup> Measurement of  $f_c \times \mathcal{B}(B_c^+ \rightarrow D_s^+ D^0)/(f_u \mathcal{B}(B^+ \rightarrow D_s^+ \bar{D}^0))$  used in our fit.

<sup>3</sup> Measurement of  $f_c \times \mathcal{B}(B_c^+ \rightarrow D^+ \bar{D}^0)/(f_u \mathcal{B}(B^+ \rightarrow D^+ \bar{D}^0))$  used in our fit.

<sup>4</sup> Measurement of  $f_c \times \mathcal{B}(B_c^+ \rightarrow D^+ D^0)/(f_u \mathcal{B}(B^+ \rightarrow D^+ \bar{D}^0))$  used in our fit.

<sup>5</sup> Measurement of  $f_c \times \mathcal{B}(B_c^+ \rightarrow D_s^{*+} \bar{D}^0 + D_s^+ \bar{D}^*(2007)^0)/(f_u \mathcal{B}(B^+ \rightarrow D_s^+ \bar{D}^0))$  used in our fit.

<sup>6</sup> Measurement of  $f_c \times \mathcal{B}(B_c^+ \rightarrow D_s^{*+} D^0 + D_s^+ D^*(2007)^0)/(f_u \mathcal{B}(B^+ \rightarrow D_s^+ \bar{D}^0))$  used in our fit.

<sup>7</sup> Measurement of  $f_c \times \mathcal{B}(B_c^+ \rightarrow D_s^{*+} \bar{D}^*(2007)^0)/(f_u \mathcal{B}(B^+ \rightarrow D_s^+ \bar{D}^0))$  used in our fit.

<sup>8</sup> Measurement of  $f_c \times \mathcal{B}(B_c^+ \rightarrow D_s^{*+} D^*(2007)^0)/(f_u \mathcal{B}(B^+ \rightarrow D_s^+ \bar{D}^0))$  used in our fit.

<sup>9</sup> Measurement of  $f_c \times (\mathcal{B}(B_c^- \rightarrow D^{*-} D^0) \times \mathcal{B}(D^{*-} \rightarrow D^-(\pi^0, \gamma)) + \mathcal{B}(B_c^- \rightarrow D^- D^{*0}))/(f_u \mathcal{B}(B^+ \rightarrow D^+ \bar{D}^0))$  used in our fit.

<sup>10</sup> Measurement of  $f_c \times (\mathcal{B}(B_c^- \rightarrow D^{*-} \bar{D}^0) \times \mathcal{B}(D^{*-} \rightarrow D^-(\pi^0, \gamma)) + \mathcal{B}(B_c^- \rightarrow D^- \bar{D}^{*0}))/(f_u \mathcal{B}(B^+ \rightarrow D^+ \bar{D}^0))$  used in our fit.

<sup>11</sup> Measurement of  $f_c \times \mathcal{B}(B_c^+ \rightarrow D^*(2010)^+ D^*(2007)^0)/(f_u \mathcal{B}(B^+ \rightarrow D^+ \bar{D}^0))$  used in our fit.

<sup>12</sup> Measurement of  $f_c \times \mathcal{B}(B_c^+ \rightarrow D^*(2010)^+ \bar{D}^*(2007)^0)/(f_u \mathcal{B}(B^+ \rightarrow D^+ \bar{D}^0))$  used in our fit.

3356 Averages of  $B_c^+$  decays to charmonium states are shown in Tables 168–169.

Table 168: Branching fractions for decays to charmonium.

Parameter [ $10^{-6}$ ]	Measurements	Average
$f_c \times \mathcal{B}(B_c^+ \rightarrow J/\psi \pi^+)$	CMS [804] <sup>1</sup> LHCb [806] <sup>2,1</sup> , [808] <sup>3,1</sup>	$2.76 \pm 0.12$
$f_c \times \mathcal{B}(B_c^+ \rightarrow \chi_{c0} \pi^+)$	LHCb [852] $4.00^{+1.39}_{-1.22} \pm 0.33$ <sup>4</sup>	$4.0^{+1.4}_{-1.3}$

<sup>1</sup> Measurement of  $f_c \times \mathcal{B}(B_c^+ \rightarrow J/\psi \pi^+)/ (f_u \mathcal{B}(B^+ \rightarrow J/\psi K^+))$  used in our fit.  
<sup>2</sup>  $\sqrt{s} = 7$  TeV,  $p_T > 4$  GeV and  $2.5 < y < 4.5$   
<sup>3</sup>  $\sqrt{s} = 8$  TeV,  $0 < p_T < 20$  GeV and  $2.0 < y < 4.5$   
<sup>4</sup> Using  $f_u$ .

Table 169: Branching fraction ratios.

Parameter	Measurements	Average
$\frac{\mathcal{B}(B_c^+ \rightarrow J/\psi D_s^+)}{\mathcal{B}(B_c^+ \rightarrow J/\psi \pi^+)}$	LHCb [853] $2.9 \pm 0.6 \pm 0.2$ ATLAS [854] $3.8 \pm 1.1 \pm 0.4$	$3.09 \pm 0.55$
$\frac{\mathcal{B}(B_c^+ \rightarrow J/\psi D_s^{*+})}{\mathcal{B}(B_c^+ \rightarrow J/\psi D_s^+)}$	ATLAS [854] $2.8^{+1.2}_{-0.8} \pm 0.3$	$2.8^{+1.2}_{-0.9}$
$\frac{\mathcal{B}(B_c^+ \rightarrow J/\psi D_s^{*+})}{\mathcal{B}(B_c^+ \rightarrow J/\psi \pi^+)}$	ATLAS [854] $10.4 \pm 3.1 \pm 1.6$	$10.4 \pm 3.5$
$\frac{\mathcal{B}(B_c^+ \rightarrow J/\psi \pi^+ \pi^+ \pi^-)}{\mathcal{B}(B_c^+ \rightarrow J/\psi \pi^+)}$	LHCb [855] $2.41 \pm 0.30 \pm 0.33$ CMS [804] $2.55 \pm 0.80 \pm 0.33$	$2.45 \pm 0.40$
$\frac{\mathcal{B}(B_c^+ \rightarrow J/\psi D^*(2007)^0 K^+)}{\mathcal{B}(B_c^+ \rightarrow J/\psi D^0 K^+)}$	LHCb [856] $5.1 \pm 1.8 \pm 0.4$	$5.1 \pm 1.8$
$\frac{\mathcal{B}(B_c^+ \rightarrow J/\psi D^*(2010)^+ K^*(892)^0)}{\mathcal{B}(B_c^+ \rightarrow J/\psi D^0 K^+)}$	LHCb [856] $2.1 \pm 1.1 \pm 0.3$	$2.1 \pm 1.1$
$\frac{\mathcal{B}(B_c^+ \rightarrow J/\psi K^+)}{\mathcal{B}(B_c^+ \rightarrow J/\psi \pi^+)}$	LHCb [857] $0.069 \pm 0.019 \pm 0.005$	$0.069 \pm 0.020$
$\frac{\mathcal{B}(B_c^+ \rightarrow J/\psi K^+ K^- \pi^+)}{\mathcal{B}(B_c^+ \rightarrow J/\psi \pi^+)}$	LHCb [858] $0.53 \pm 0.10 \pm 0.05$	$0.53 \pm 0.11$
$\frac{\mathcal{B}(B_c^+ \rightarrow \psi(2S) \pi^+)}{\mathcal{B}(B_c^+ \rightarrow J/\psi \pi^+)}$	LHCb [859] $0.268 \pm 0.032 \pm 0.009$	$0.270 \pm 0.033$
$\frac{\mathcal{B}(B_c^+ \rightarrow J/\psi D^0 K^+)}{\mathcal{B}(B_c^+ \rightarrow J/\psi \pi^+)}$	LHCb [856] $0.432 \pm 0.136 \pm 0.028$	$0.43 \pm 0.14$
$\frac{\mathcal{B}(B_c^+ \rightarrow J/\psi D^+ K^*(892)^0)}{\mathcal{B}(B_c^+ \rightarrow J/\psi D^0 K^+)}$	LHCb [856] $0.63 \pm 0.39 \pm 0.08$	$0.63 \pm 0.40$

#### 3357 8.5.4 Decays to a $B$ meson

3358 Averages of  $B_c^+$  decays to a  $B$  meson are shown in Table 170.

Table 170: Branching fractions for decays to  $B_s^0$  meson.

Parameter [ $10^{-4}$ ]	Measurements	Average
$f_c \times \mathcal{B}(B_c^+ \rightarrow B_s^0 \pi^+)$	LHCb [860] $2.323 \pm 0.304^{+0.291}_{-0.271}$ <sup>1</sup>	$2.32^{+0.43}_{-0.39}$

<sup>1</sup> Using  $f_s$ .

## 3359 8.6 Decays of $b$ baryons

3360 Measurements of  $b$  baryon decays to charmed hadrons are summarized in Sections 8.6.1 to 8.6.4.

3361

8.6.1    Decays to a single open charm meson

3362

Averages of  $b$  baryon decays to a single open charm meson are shown in Table 171.

Table 171: Branching fractions for decays to  $D^0$  mesons.

Parameter [ $10^{-5}$ ]	Measurements		Average <sup>HFLAV</sup> <sub>PDG</sub>
$\mathcal{B}(\Lambda_b^0 \rightarrow D^0 p K^-)$	LHCb [861]	$4.28 \pm 0.47^{+0.44}_{-0.48}$ <sup>1</sup>	$4.28^{+0.67}_{-0.65}$
	LHCb [861] <sup>2</sup>		$4.60^{+0.77}_{-0.80}$
$\frac{f_{\Xi_b^0}}{f_{\Lambda_b^0}} \times \mathcal{B}(\Xi_b^0 \rightarrow D^0 p K^-)$	LHCb [861]	$1.88 \pm 0.39^{+0.39}_{-0.38}$ <sup>3</sup>	$1.88^{+0.58}_{-0.51}$ $0.17 \pm 0.06$

<sup>1</sup> Using  $\mathcal{B}(\Lambda_b^0 \rightarrow D^0 p \pi^-)$ .

<sup>2</sup> Measurement of  $\frac{f_{\Xi_b^0}}{f_{\Lambda_b^0}} \times \mathcal{B}(\Xi_b^0 \rightarrow D^0 p K^-)/\mathcal{B}(\Lambda_b^0 \rightarrow D^0 p K^-)$  used in our fit.

<sup>3</sup> Using  $\mathcal{B}(\Lambda_b^0 \rightarrow D^0 p K^-)$ .

3363

8.6.2    Decays to charmonium states

3364

Averages of  $b$  baryon decays to charmonium states are shown in Tables 172–175.

Table 172:  $\Lambda_b^0$  branching fractions to charmonium.

Parameter [ $10^{-4}$ ]	Measurements	Average <sup>HFLAV</sup> <sub>PDG</sub>
$\mathcal{B}(\Lambda_b^0 \rightarrow J/\psi p K^-)$	LHCb [862] $3.17 \pm 0.04 \pm 0.08$ LHCb [863] <sup>1</sup> , [864] <sup>2,3</sup> , [865] <sup>4,5,6</sup> , [866] <sup>7,8</sup>	$3.171 \pm 0.088$ $3.170^{+0.571}_{-0.452}$
$\mathcal{B}(\Lambda_b^0 \rightarrow J/\psi p K^- \pi^+ \pi^-)$	LHCb [864] $0.6614 \pm 0.0304 \pm 0.0462$ <sup>9</sup>	$0.661 \pm 0.055$ $0.661^{+0.130}_{-0.108}$
$\mathcal{B}(\Lambda_b^0 \rightarrow J/\psi p \pi^-)$	LHCb [863] $0.2613 \pm 0.0079 \pm 0.0151$ <sup>9</sup>	$0.261 \pm 0.017$ $0.261^{+0.050}_{-0.040}$
$\mathcal{B}(\Lambda_b^0 \rightarrow J/\psi \Lambda^0)$	CDF [867] $4.7 \pm 2.1 \pm 1.9$ ATLAS [868] <sup>10</sup> CDF [869] <sup>11</sup> LHCb [870] <sup>10</sup>	$4.7^{+2.8}_{-2.9}$ none
$f_{\Lambda_b^0} \times \mathcal{B}(\Lambda_b^0 \rightarrow J/\psi \Lambda^0)$	D0 [871] $0.601 \pm 0.060 \pm 0.064$ CDF [869] <sup>12</sup>	$0.601 \pm 0.088$ $0.585 \pm 0.083$
$\mathcal{B}(\Lambda_b^0 \rightarrow \psi(2S) p K^-)$	LHCb [864] $0.656 \pm 0.024 \pm 0.026$ <sup>9</sup>	$0.656 \pm 0.035$ $0.075^{+0.016}_{-0.014}$
$\mathcal{B}(\Lambda_b^0 \rightarrow \psi(2S) \Lambda^0)$	LHCb [870] $2.421 \pm 0.109^{+1.446}_{-1.466}$ <sup>13</sup> ATLAS [868] $2.365 \pm 0.156^{+1.412}_{-1.432}$ <sup>13</sup>	$2.4^{+1.4}_{-1.5}$ none
$\mathcal{B}(\Lambda_b^0 \rightarrow \chi_{c1} p K^-)$	LHCb [866] $0.767 \pm 0.044 \pm 0.054$ <sup>9</sup> LHCb [866] <sup>14</sup>	$0.768 \pm 0.060$ $0.759^{+0.151}_{-0.126}$
$\mathcal{B}(\Lambda_b^0 \rightarrow \chi_{c2} p K^-)$	LHCb [866] $0.786 \pm 0.063 \pm 0.057$ <sup>9</sup> LHCb [866] $0.784 \pm 0.077 \pm 0.074$ <sup>15</sup>	$0.785 \pm 0.077$ $0.793^{+0.165}_{-0.140}$

<sup>1</sup> Measurement of  $\mathcal{B}(\Lambda_b^0 \rightarrow J/\psi p \pi^-)/\mathcal{B}(\Lambda_b^0 \rightarrow J/\psi p K^-)$  used in our fit.

<sup>2</sup> Measurement of  $\mathcal{B}(\Lambda_b^0 \rightarrow \psi(2S) p K^-)/\mathcal{B}(\Lambda_b^0 \rightarrow J/\psi p K^-)$  used in our fit.

<sup>3</sup> Measurement of  $\mathcal{B}(\Lambda_b^0 \rightarrow J/\psi p K^- \pi^+ \pi^-)/\mathcal{B}(\Lambda_b^0 \rightarrow J/\psi p K^-)$  used in our fit.

<sup>4</sup> Measurement of  $\mathcal{B}(\Lambda_b^0 \rightarrow P_c(4380)^+ \pi^-)/\mathcal{B}(\Lambda_b^0 \rightarrow J/\psi p K^-)$  used in our fit.

<sup>5</sup> Measurement of  $\mathcal{B}(\Lambda_b^0 \rightarrow P_c(4457)^+ \pi^-)/\mathcal{B}(\Lambda_b^0 \rightarrow J/\psi p K^-)$  used in our fit.

<sup>6</sup> Measurement of  $\mathcal{B}(\Lambda_b^0 \rightarrow Z_c(4200)^- p)/\mathcal{B}(\Lambda_b^0 \rightarrow J/\psi p K^-)$  used in our fit.

<sup>7</sup> Measurement of  $\mathcal{B}(\Lambda_b^0 \rightarrow \chi_{c1} p K^-)/\mathcal{B}(\Lambda_b^0 \rightarrow J/\psi p K^-)$  used in our fit.

<sup>8</sup> Measurement of  $\mathcal{B}(\Lambda_b^0 \rightarrow \chi_{c2} p K^-)/\mathcal{B}(\Lambda_b^0 \rightarrow J/\psi p K^-)$  used in our fit.

<sup>9</sup> Using  $\mathcal{B}(\Lambda_b^0 \rightarrow J/\psi p K^-)$ .

<sup>10</sup> Measurement of  $\mathcal{B}(\Lambda_b^0 \rightarrow \psi(2S) \Lambda^0)/\mathcal{B}(\Lambda_b^0 \rightarrow J/\psi \Lambda^0)$  used in our fit.

<sup>11</sup> Measurement of  $\frac{f_{\Xi_b^-}}{f_{\Lambda_b^0}} \times \mathcal{B}(\Xi_b^- \rightarrow J/\psi \Xi^-)/\mathcal{B}(\Lambda_b^0 \rightarrow J/\psi \Lambda^0)$  used in our fit.

<sup>12</sup> Measurement of  $f_{\Omega_b^-} \times \mathcal{B}(\Omega_b^- \rightarrow J/\psi \Omega^-)/f_{\Lambda_b^0} \times \mathcal{B}(\Lambda_b^0 \rightarrow J/\psi \Lambda^0)$  used in our fit.

<sup>13</sup> Using  $\mathcal{B}(\Lambda_b^0 \rightarrow J/\psi \Lambda^0)$ .

<sup>14</sup> Measurement of  $\mathcal{B}(\Lambda_b^0 \rightarrow \chi_{c2} p K^-)/\mathcal{B}(\Lambda_b^0 \rightarrow \chi_{c1} p K^-)$  used in our fit.

<sup>15</sup> Using  $\mathcal{B}(\Lambda_b^0 \rightarrow \chi_{c1} p K^-)$ .

Table 173:  $\Xi_b^-$  and  $\Omega_b^-$  branching fractions to charmonium.

Parameter [ $10^{-5}$ ]	Measurements	Average <sup>HFLAV</sup> <sub>PDG</sub>
$\frac{f_{\Xi_b^-}}{f_{\Lambda_b^0}} \times \mathcal{B}(\Xi_b^- \rightarrow J/\psi \Xi^-)$	CDF [869] $7.88^{+1.75}_{-1.18} {}^{+4.73}_{-4.80} {}^1$	$7.9^{+5.3}_{-4.8}$ $1.0^{+0.3}_{-0.2}$
$f_{\Omega_b^-} \times \mathcal{B}(\Omega_b^- \rightarrow J/\psi \Omega^-)$	CDF [869] $0.270^{+0.102}_{-0.072} \pm 0.046 {}^2$	$0.27^{+0.12}_{-0.08}$ $0.29^{+0.11}_{-0.08}$

<sup>1</sup> Using  $\mathcal{B}(\Lambda_b^0 \rightarrow J/\psi \Lambda^0)$ .

<sup>2</sup> Using  $f_{\Lambda_b^0} \times \mathcal{B}(\Lambda_b^0 \rightarrow J/\psi \Lambda^0)$ .

Table 174: Parity-violating asymmetry in  $\Lambda_b^0$  decays to charmonium.

Parameter	Measurements	Average <sup>HFLAV</sup> <sub>PDG</sub>
$\alpha(\Lambda_b^0 \rightarrow J/\psi \Lambda^0)$	CMS [872] $-0.14 \pm 0.14 \pm 0.10$	$0.07 \pm 0.10$
	ATLAS [873] $0.3 \pm 0.2 \pm 0.1$	
	LHCb [874] $0.050 \pm 0.170 \pm 0.070$	none

Table 175: Transverse polarization of  $\Lambda_b^0$  produced in  $pp$  collisions.

Parameter	Measurements	Average <sup>HFLAV</sup> <sub>PDG</sub>
$P(\Lambda_b^0 \rightarrow J/\psi \Lambda^0)$	LHCb [874] $0.060 \pm 0.070 \pm 0.020$	$0.035 \pm 0.055$
	CMS [872] $0.0 \pm 0.1 \pm 0.1$	none

### 3365 8.6.3 Decays to charm baryons

3366 Averages of  $b$  baryon decays to charm baryons are shown in Tables 176–179.



Table 176:  $\Lambda_b$  branching fractions.

Parameter [ $10^{-3}$ ]	Measurements	Average <sup>HFLAV</sup> <sub>PDG</sub>
$\mathcal{B}(\Lambda_b^0 \rightarrow \Lambda_c^+ \pi^-)$	LHCb [875]	$4.3 \pm 0.0 \pm 0.3$
	CDF [645]	$8.5 \pm 0.8 \pm 3.0$ <sup>1</sup>
	CDF [876] <sup>2</sup>	$4.91 \pm 0.39$
	LHCb [646] <sup>2</sup> , [861] <sup>3,4</sup> , [877] <sup>5</sup>	
$\mathcal{B}(\Lambda_b^0 \rightarrow \Lambda_c^+ \pi^+ \pi^- \pi^-)$	LHCb [646]	$6.36 \pm 0.71 \pm 0.68$ <sup>6</sup>
	CDF [876]	$13.53 \pm 1.47^{+3.21}_{-2.57}$ <sup>6</sup>
	CDF [876]	$26.8 \pm 2.9^{+11.5}_{-10.9}$
	LHCb [646] <sup>7,8,9,10</sup>	$7.15 \pm 0.96$ $7.68 \pm 1.13$
$\mathcal{B}(\Lambda_b^0 \rightarrow \Lambda_c^+ K^-)$	LHCb [861]	$0.3253 \pm 0.0071 \pm 0.0198$ <sup>6</sup> $0.359 \pm 0.030$
$\mathcal{B}(\Lambda_b^0 \rightarrow \Lambda_c^+ p \bar{p} \pi^-)$	LHCb [877]	$0.24031 \pm 0.01024 \pm 0.01975$ <sup>6</sup>
	LHCb [877] <sup>11,12</sup>	$0.240^{+0.023}_{-0.022}$ $0.265 \pm 0.029$

<sup>1</sup> Using  $\mathcal{B}(B^0 \rightarrow D^- \pi^+)$ .

<sup>2</sup> Measurement of  $\mathcal{B}(\Lambda_b^0 \rightarrow \Lambda_c^+ \pi^+ \pi^- \pi^-)/\mathcal{B}(\Lambda_b^0 \rightarrow \Lambda_c^+ \pi^-)$  used in our fit.

<sup>3</sup> Measurement of  $\mathcal{B}(\Lambda_b^0 \rightarrow \Lambda_c^+ K^-)/\mathcal{B}(\Lambda_b^0 \rightarrow \Lambda_c^+ \pi^-)$  used in our fit.

<sup>4</sup> Measurement of  $\mathcal{B}(\Lambda_b^0 \rightarrow D^0 p \pi^-)\mathcal{B}(D^0 \rightarrow K^- \pi^+)/(\mathcal{B}(\Lambda_b^0 \rightarrow \Lambda_c^+ \pi^-)\mathcal{B}(\Lambda_c^+ \rightarrow p K^- \pi^+))$  used in our fit.

<sup>5</sup> Measurement of  $\mathcal{B}(\Lambda_b^0 \rightarrow \Lambda_c^+ p \bar{p} \pi^-)/\mathcal{B}(\Lambda_b^0 \rightarrow \Lambda_c^+ \pi^-)$  used in our fit.

<sup>6</sup> Using  $\mathcal{B}(\Lambda_b^0 \rightarrow \Lambda_c^+ \pi^-)$ .

<sup>7</sup> Measurement of  $\mathcal{B}(\Lambda_b^0 \rightarrow \Sigma_c(2455)^0 \pi^+ \pi^-) \times \mathcal{B}(\Sigma_c(2455)^0 \rightarrow \Lambda_c^+ \pi^-)/\mathcal{B}(\Lambda_b^0 \rightarrow \Lambda_c^+ \pi^+ \pi^- \pi^-)$  used in our fit.

<sup>8</sup> Measurement of  $\mathcal{B}(\Lambda_b^0 \rightarrow \Sigma_c(2455)^{++} \pi^- \pi^-) \times \mathcal{B}(\Sigma_c(2455)^{++} \rightarrow \Lambda_c^+ \pi^+)/\mathcal{B}(\Lambda_b^0 \rightarrow \Lambda_c^+ \pi^+ \pi^- \pi^-)$  used in our fit.

<sup>9</sup> Measurement of  $\mathcal{B}(\Lambda_b^0 \rightarrow \Lambda_c(2595)^+ \pi^-) \times \mathcal{B}(\Lambda_c(2595)^+ \rightarrow \Lambda_c^+ \pi^+ \pi^-)/\mathcal{B}(\Lambda_b^0 \rightarrow \Lambda_c^+ \pi^+ \pi^- \pi^-)$  used in our fit.

<sup>10</sup> Measurement of  $\mathcal{B}(\Lambda_b^0 \rightarrow \Lambda_c(2625)^+ \pi^-) \times \mathcal{B}(\Lambda_c(2625)^+ \rightarrow \Lambda_c^+ \pi^+ \pi^-)/\mathcal{B}(\Lambda_b^0 \rightarrow \Lambda_c^+ \pi^+ \pi^- \pi^-)$  used in our fit.

<sup>11</sup> Measurement of  $\mathcal{B}(\Lambda_b^0 \rightarrow \Sigma_c(2455)^0 p \bar{p}) \times \mathcal{B}(\Sigma_c(2455)^0 \rightarrow \Lambda_c^+ \pi^-)/\mathcal{B}(\Lambda_b^0 \rightarrow \Lambda_c^+ p \bar{p} \pi^-)$  used in our fit.

<sup>12</sup> Measurement of  $\mathcal{B}(\Lambda_b^0 \rightarrow \Sigma_c(2520)^0 p \bar{p}) \times \mathcal{B}(\Sigma_c(2520)^0 \rightarrow \Lambda_c^+ \pi^-)/\mathcal{B}(\Lambda_b^0 \rightarrow \Lambda_c^+ p \bar{p} \pi^-)$  used in our fit.

Table 177:  $\Xi_b$  branching fractions.

Parameter [ $10^{-4}$ ]	Measurements	Average <sup>HFLAV</sup> <sub>PDG</sub>
$\frac{f_{\Xi_b^-}}{f_{\Lambda_b^0}} \times \mathcal{B}(\Xi_b^- \rightarrow \Lambda_b^0 \pi^-)$	LHCb [878]	$5.7 \pm 1.8^{+0.8}_{-0.9}$ $5.7 \pm 2.0$

Table 178: Branching fraction ratios.

Parameter	Measurements	Average <sup>HFLAV</sup> <sub>PDG</sub>
$\frac{\mathcal{B}(\Lambda_b^0 \rightarrow \Lambda_c^+ D^-)}{\mathcal{B}(\Lambda_b^0 \rightarrow \Lambda_c^+ D_s^-)}$	LHCb [693] $0.042 \pm 0.003 \pm 0.003$	$0.0420 \pm 0.0042$ $0.0005 \pm 0.0001$
$\frac{\mathcal{B}(\Lambda_b^0 \rightarrow \Lambda_c(2860)^+ \pi^-) \times \mathcal{B}(\Lambda_c(2860)^+ \rightarrow D^0 p)}{\mathcal{B}(\Lambda_b^0 \rightarrow \Lambda_c(2880)^+ \pi^-) \times \mathcal{B}(\Lambda_c(2880)^+ \rightarrow D^0 p)}$	LHCb [879] $4.51^{+0.51}_{-0.39} {}^{+0.21}_{-0.45}$	$4.51 \pm 0.57$ none
$\frac{\mathcal{B}(\Lambda_b^0 \rightarrow \Lambda_c(2940)^+ \pi^-) \times \mathcal{B}(\Lambda_c(2940)^+ \rightarrow D^0 p)}{\mathcal{B}(\Lambda_b^0 \rightarrow \Lambda_c(2880)^+ \pi^-) \times \mathcal{B}(\Lambda_c(2880)^+ \rightarrow D^0 p)}$	LHCb [879] $0.83^{+0.31}_{-0.10} {}^{+0.18}_{-0.43}$	$0.83^{+0.36}_{-0.45}$ none
$\frac{\mathcal{B}(\Xi_b^0 \rightarrow \Lambda_c^+ K^-)}{\mathcal{B}(\Xi_b^0 \rightarrow D^0 p K^-)}$	LHCb [861] <sup>1</sup>	$0.35 \pm 0.19$ $0.00 \pm 0.00$

<sup>1</sup> Measurement of  $\frac{\mathcal{B}(\Xi_b^0 \rightarrow \Lambda_c^+ K^-)}{\mathcal{B}(\Xi_b^0 \rightarrow D^0 p K^-)} \mathcal{B}(\Lambda_c^+ \rightarrow p K^- \pi^+) / \mathcal{B}(D^0 \rightarrow K^- \pi^+)$  used in our fit.

Table 179: Product branching fractions.

Parameter [10 <sup>-4</sup> ]	Measurements	Average <sup>HFLAV</sup> <sub>PDG</sub>
$\mathcal{B}(\Lambda_b^0 \rightarrow \Sigma_c(2455)^0 p \bar{p}) \times \mathcal{B}(\Sigma_c(2455)^0 \rightarrow \Lambda_c^+ \pi^-)$	LHCb [877] $0.2138 \pm 0.0360^{+0.0251}_{-0.0242}$ <sup>1</sup>	$0.214^{+0.045}_{-0.042}$ $0.236 \pm 0.050$
$\mathcal{B}(\Lambda_b^0 \rightarrow \Sigma_c(2520)^0 p \bar{p}) \times \mathcal{B}(\Sigma_c(2520)^0 \rightarrow \Lambda_c^+ \pi^-)$	LHCb [877] $0.2859 \pm 0.0481^{+0.0434}_{-0.0425}$ <sup>1</sup>	$0.286^{+0.067}_{-0.062}$ $0.316 \pm 0.073$
$\mathcal{B}(\Lambda_b^0 \rightarrow \Lambda_c(2595)^+ \pi^-) \times \mathcal{B}(\Lambda_c(2595)^+ \rightarrow \Lambda_c^+ \pi^+ \pi^-)$	LHCb [646] $3.15 \pm 1.22^{+0.60}_{-0.51}$ <sup>2</sup>	$3.1^{+1.4}_{-1.3}$ $3.4^{+1.5}_{-1.4}$
$\mathcal{B}(\Lambda_b^0 \rightarrow \Lambda_c(2625)^+ \pi^-) \times \mathcal{B}(\Lambda_c(2625)^+ \rightarrow \Lambda_c^+ \pi^+ \pi^-)$	LHCb [646] $3.08 \pm 1.07 \pm 0.50$ <sup>2</sup>	$3.1^{+1.2}_{-1.1}$ $3.3 \pm 1.3$
$\mathcal{B}(\Lambda_b^0 \rightarrow \Sigma_c(2455)^0 \pi^+ \pi^-) \times \mathcal{B}(\Sigma_c(2455)^0 \rightarrow \Lambda_c^+ \pi^-)$	LHCb [646] $5.29 \pm 1.72 \pm 1.11$ <sup>2</sup>	$5.3 \pm 2.1$ $5.7 \pm 2.2$
$\mathcal{B}(\Lambda_b^0 \rightarrow \Sigma_c(2455)^{++} \pi^- \pi^-) \times \mathcal{B}(\Sigma_c(2455)^{++} \rightarrow \Lambda_c^+ \pi^+)$	LHCb [646] $3.00 \pm 1.29 \pm 0.64$ <sup>2</sup>	$3.0 \pm 1.4$ $3.2 \pm 1.6$

<sup>1</sup> Using  $\mathcal{B}(\Lambda_b^0 \rightarrow \Lambda_c^+ p \bar{p} \pi^-)$ .<sup>2</sup> Using  $\mathcal{B}(\Lambda_b^0 \rightarrow \Lambda_c^+ \pi^+ \pi^- \pi^-)$ .3367 **8.6.4 Decays to exotic states**3368 Averages of  $b$  baryon decays to  $XYZP$  states are shown in Table 180.

Table 180: Branching fractions for decays to pentaquarks.

Parameter [ $10^{-4}$ ]	Measurements	Average <sup>HFLAV</sup> <sub>PDG</sub>
$\mathcal{B}(\Lambda_b^0 \rightarrow P_c(4380)^+ \pi^-)$	LHCb [865] $0.162 \pm 0.048^{+0.083}_{-0.051}$ <sup>1</sup>	$0.162^{+0.095}_{-0.070}$
	LHCb [865] $0.161 \pm 0.052^{+0.386}_{-0.131}$ <sup>2</sup>	none
$\mathcal{B}(\Lambda_b^0 \rightarrow P_c(4380)^+ K^-)$	LHCb [865] <sup>3</sup>	$3.2^{+7.4}_{-1.8}$
		$0.3 \pm 0.1$
$\mathcal{B}(\Lambda_b^0 \rightarrow P_c(4457)^+ \pi^-)$	LHCb [865] $0.051^{+0.025}_{-0.019}$ <sup>1</sup>	$0.051^{+0.032}_{-0.025}$
	LHCb [865] $0.051^{+0.025}_{-0.022}$ <sup>4</sup>	none
$\mathcal{B}(\Lambda_b^0 \rightarrow P_c(4457)^+ K^-)$	LHCb [865] <sup>5</sup>	$1.5^{+2.6}_{-0.9}$
		$0.1 \pm 0.0$
$\mathcal{B}(\Lambda_b^0 \rightarrow Z_c(4200)^- p)$	LHCb [865] $0.244 \pm 0.089^{+0.108}_{-0.127}$ <sup>1</sup>	$0.24^{+0.14}_{-0.15}$ none

<sup>1</sup> Using  $\mathcal{B}(\Lambda_b^0 \rightarrow J/\psi p K^-)$ .<sup>2</sup> Using  $\mathcal{B}(\Lambda_b^0 \rightarrow P_c(4380)^+ K^-)$ .<sup>3</sup> Measurement of  $\mathcal{B}(\Lambda_b^0 \rightarrow P_c(4380)^+ \pi^-)/\mathcal{B}(\Lambda_b^0 \rightarrow P_c(4380)^+ K^-)$  used in our fit.<sup>4</sup> Using  $\mathcal{B}(\Lambda_b^0 \rightarrow P_c(4457)^+ K^-)$ .<sup>5</sup> Measurement of  $\mathcal{B}(\Lambda_b^0 \rightarrow P_c(4457)^+ \pi^-)/\mathcal{B}(\Lambda_b^0 \rightarrow P_c(4457)^+ K^-)$  used in our fit.

## 9 $b$ -hadron decays to charmless final states

This section provides branching fractions (BF), polarization fractions, partial rate asymmetries ( $A_{CP}$ ) and other observables of  $b$ -hadron decays to final states that do not contain charm hadrons or charmonium mesons<sup>32</sup>, except for a few lepton-flavour- and lepton-number-violating decays reported in section 9.6. Four categories of  $B^0$  and  $B^+$  decays are reported: mesonic (*i.e.*, final states containing only mesons), baryonic (hadronic final states with baryon-antibaryon pairs), radiative (including a photon or a lepton-antilepton pair) and semileptonic/leptonic (including/only leptons). We also report measurements of  $B_s^0$ ,  $B_c^+$  and  $b$ -baryon decays, and measurements of final-state polarization in  $b$ -hadron decays. Results of CKM-matrix parameters obtained from  $A_{CP}$  measurements are listed and described in Sec. 6. As discussed in Sec. 2, measurements included in our averages are those supported with public notes, including journal papers, conference contributed papers, preprints or conference proceedings, except when a result has not led to a journal publication after an extended period of time.

The largest improvements since our last report [1] have come from a variety of new measurements from the LHC, especially LHCb. Also, the first results from Belle II are included.

The averaging procedure follows the methodology described in Chapter 3. We perform fits of the full likelihood function and do not use the approximation described in Section 3.1. For the cases where more than one measurement is available, in total 235 fits are performed, with on average (maximally) 1.3 (20) parameters and 2.9 (23) measurements per fit. Systematic uncertainties are taken as quoted without the scaling of multiplicative uncertainties discussed in Section 3.3. In our tables, the individual measurements and average of each parameter  $p_j$  are shown in one row. We quote numerical values of all direct measurements of a parameter  $p_j$ . We also show numerical values derived from measurements of branching-fraction ratios  $p_j/p_k$ , performed with respect to the branching fraction  $p_k$  of a normalization mode, as well as measurements of products  $p_j p_k$  of the branching fraction of interest with that of a daughter decay. In these cases, the quoted value and uncertainty of the measurement are determined with the fitted value of  $p_k$ , and the uncertainty of  $p_k$  is included in the systematic uncertainty. A footnote “Using  $p_k$ ” is added in these cases. Note that the fit uses  $p_j/p_k$  or  $p_j p_k$  directly and not the derived value of  $p_j$ , which is quoted in our table in order to give a sense of the contribution of the measurement to the average. When the measurement depends on  $p_j$  in some other way, it is also included in our fit for  $p_j$ , but in the tables no derived value is shown. Instead, the measured function  $f$  of parameters is given in a footnote “Measurement of  $f$  used in our fit”. Where available, correlations between measurements are taken into account. We consider correlations not only between measurements of the same parameter, as done in our previous publication [1], but also among parameters. The correlation coefficients among parameters are quoted in our web page [880].

If one or more experiments report a BF measurement with a significance of more than three standard deviations ( $\sigma$ ), all available central values for that BF are used in our average. For BFs that do not satisfy this criterion, the most stringent limit is used. Quoted upper limits are at 90% confidence level (CL), unless mentioned otherwise. For observables that are not BFs, such as  $A_{CP}$  or polarization fractions, we include in our averages all the available results, regardless of their significance. Most of the branching fractions from *BABAR* and Belle assume

---

<sup>32</sup>The treatment of intermediate charm or charmonium states differs between observables and sometimes among results for the same observable. In the latter case, when these results are averaged, we indicate the differences by footnotes.

equal production of charged and neutral  $B$ -meson pairs. The best measurements to date show that this is still a reasonable approximation (see Sec. 4), and we make no correction for it. At the end of some of the sections we list results that were not included in the tables. Typical cases are measurements of distributions, such as differential branching fractions or longitudinal polarizations, which are measured in different binning schemes by the different collaborations, and thus cannot be directly used to obtain averages.

Observables obtained by Dalitz-plot analyses are marked by footnotes. In these analyses, different experimental collaborations often use different models, in particular for the non-resonant component. When it applies we detail the model used for the non-resonant component in a footnote. In addition to this, Dalitz-plot analyses often yield multiple solutions. In this case, we take the results corresponding to the global minimum and follow the conclusions of the papers.

The order of entries in the tables of this section corresponds in most cases to that in the 2021 Review of Particle Physics (PDG 2021) [9]. In most of the tables the averages are compared to those from PDG 2021. When this is done, the “Average” column quotes the PDG averages (in grey) only if they differ from ours. In general, this is due to different input parameters, differences in the averaging methods and different rounding conventions. Unlike the PDG, no error scaling is applied in our averages when the fit  $\chi^2$  is greater than 1. On the other hand, the fit  $p$ -value is quoted if it is below 1%. Input values that appear in red are not included in the PDG 2021 average. They are new results published since the closing of PDG 2021 and before the closing of this report in June 2021. Input values in blue are results that were unpublished at the closing of this report (unpublished results are never included in the PDG averages).

Sections 9.1 and 9.2 provide compilations of branching fractions of  $B^0$  and  $B^+$  to mesonic and baryonic charmless final states, respectively. Secs. 9.3 and 9.4 give branching fractions of  $b$ -baryon and  $B_s^0$ -meson charmless decays, respectively. In Sec. 9.6 observables of interest are given for radiative decays and FCNC decays with leptons of  $B^0$  and  $B^+$  mesons, including limits from searches for lepton-flavour/number-violating decays. Sections 9.7 and 9.8 give  $CP$  asymmetries and results of polarization measurements, respectively, in various  $b$ -hadron charmless decays. Finally, Sec. 9.5 gives branching fractions of  $B_c^+$  meson decays to charmless final states.

## 9.1 Mesonic decays of $B^+$ and $B^0$ mesons

This section provides branching fractions of charmless mesonic decays. Tables 181 to 190 are for  $B^+$  and Tables 191 to 204 are for  $B^0$  mesons. For both, decay modes with and without strange mesons in the final state appear in different tables. Finally, Tables 205 and 206 detail several relative branching fractions of  $B^+$  and  $B^0$  decays, respectively. Figure 69 gives a graphic representation of a selection of high-precision branching fractions given in this section.

Table 181: Branching fractions of charmless mesonic  $B^+$  decays with strange mesons (part 1).

Parameter [ $10^{-6}$ ]	Measurements	Average <sup>HFLAV</sup> <sub>PDG</sub>
$\mathcal{B}(B^+ \rightarrow K^0 \pi^+)^1$	Belle [881]	$23.97 \pm 0.53 \pm 0.71$
	BaBar [400]	$23.9 \pm 1.1 \pm 1.0$
	Belle II [882]	$21.4^{+2.3}_{-2.2} \pm 1.6$
	CLEO [883]	$18.8^{+3.7}_{-3.3} {}^{+2.1}_{-1.8}$
	LHCb [884] <sup>2</sup>	
		$23.5 \pm 0.7$
		$23.7 \pm 0.8$
$\mathcal{B}(B^+ \rightarrow K^+ \pi^0)$	Belle [881]	$12.62 \pm 0.31 \pm 0.56$
	BaBar [885]	$13.6 \pm 0.6 \pm 0.7$
	Belle II [886]	$11.9^{+1.1}_{-1.0} \pm 1.6$
	CLEO [883]	$12.9^{+2.4}_{-2.2} {}^{+1.2}_{-1.1}$
$\mathcal{B}(B^+ \rightarrow \eta' K^+)$	BaBar [887]	$71.5 \pm 1.3 \pm 3.2$
	Belle [888]	$69.2 \pm 2.2 \pm 3.7$
	Belle II [889]	$63.4^{+3.4}_{-3.3} \pm 3.4$
	Belle [890]	$61^{+10}_{-8} \pm 1$
	CLEO [891]	$80^{+10}_{-9} \pm 7$
	LHCb [892] <sup>3</sup>	
		$68.9 \pm 2.3$
		$70.4 \pm 2.5$
$\mathcal{B}(B^+ \rightarrow \eta' K^*(892)^+)$	BaBar [893]	$4.8^{+1.6}_{-1.4} \pm 0.8$
	Belle [894]	$< 2.9$
		$4.8^{+1.8}_{-1.6}$
$\mathcal{B}(B^+ \rightarrow \eta' K_0^*(1430)^+)$	BaBar [893]	$5.2 \pm 1.9 \pm 1.0$ <sup>4</sup>
		$5.2 \pm 2.1$
$\mathcal{B}(B^+ \rightarrow \eta' K_2^*(1430)^+)$	BaBar [893]	$28.0 \pm 5.2$
		$28.0^{+4.6}_{-4.3} \pm 2.6$
		$28.0^{+5.3}_{-5.0}$

<sup>1</sup> The PDG average is a result of a fit including input from other measurements.

<sup>2</sup> Measurement of  $\mathcal{B}(B^+ \rightarrow K^+ \bar{K}^0)/\mathcal{B}(B^+ \rightarrow K^0 \pi^+)$  used in our fit.

<sup>3</sup> Measurement of  $\mathcal{B}(B_s^0 \rightarrow \eta' \eta')/\mathcal{B}(B^+ \rightarrow \eta' K^+)$  used in our fit.

<sup>4</sup> Multiple systematic uncertainties are added in quadrature.

Table 182: Branching fractions of charmless mesonic  $B^+$  decays with strange mesons (part 2).

Parameter [10 <sup>-6</sup> ]	Measurements	Average <sup>HFLAV</sup> <sub>PDG</sub>
$\mathcal{B}(B^+ \rightarrow \eta K^+)^1$	Belle [895] $2.12 \pm 0.23 \pm 0.11$ BaBar [887] $2.94^{+0.39}_{-0.34} \pm 0.21$ CLEO [891] $2.2^{+2.8}_{-2.2}$	$2.36 \pm 0.21$ $2.36^{+0.38}_{-0.37}$
$\mathcal{B}(B^+ \rightarrow \eta K^*(892)^+)$	BaBar [896] $18.9 \pm 1.8 \pm 1.3$ Belle [897] $19.3^{+2.0}_{-1.9} \pm 1.5$ CLEO [891] $26.4^{+9.6}_{-8.2} \pm 3.3$	$19.3 \pm 1.6$
$\mathcal{B}(B^+ \rightarrow \eta(K\pi)_0^{*+})$	BaBar [896] $18.2 \pm 2.6 \pm 2.6$	$18.2 \pm 3.7$ none
$\mathcal{B}(B^+ \rightarrow \eta K_0^*(1430)^+)^2$	BaBar [896] $12.9 \pm 1.8 \pm 1.8^3$	$12.9 \pm 2.5$ $18.2 \pm 3.7$
$\mathcal{B}(B^+ \rightarrow \eta K_2^*(1430)^+)$	BaBar [896] $9.1 \pm 2.7 \pm 1.4$	$9.1 \pm 3.0$
$\mathcal{B}(B^+ \rightarrow \eta(1295)K^+) \times \mathcal{B}(\eta(1295) \rightarrow \eta\pi\pi)$	BaBar [898] $2.9^{+0.8}_{-0.7} \pm 0.2$	$2.9^{+0.8}_{-0.7}$
$\mathcal{B}(B^+ \rightarrow \eta(1405)K^+) \times \mathcal{B}(\eta(1405) \rightarrow \eta\pi\pi)$	BaBar [898] $< 1.3$	$< 1.3$
$\mathcal{B}(B^+ \rightarrow \eta(1405)K^+) \times \mathcal{B}(\eta(1405) \rightarrow K^*K)$	BaBar [898] $< 1.2$	$< 1.2$
$\mathcal{B}(B^+ \rightarrow \eta(1475)K^+) \times \mathcal{B}(\eta(1475) \rightarrow K^*K)$	BaBar [898] $13.8^{+1.8+1.0}_{-1.7-0.6}$	$13.8^{+2.1}_{-1.8}$
$\mathcal{B}(B^+ \rightarrow f_1(1285)K^+) \times \mathcal{B}(f_1(1285) \rightarrow \eta\pi\pi)$	BaBar [898] $< 0.8$	$< 0.80$ none
$\mathcal{B}(B^+ \rightarrow f_1(1420)K^+) \times \mathcal{B}(f_1(1420) \rightarrow \eta\pi\pi)$	BaBar [898] $< 2.9$	$< 2.9$
$\mathcal{B}(B^+ \rightarrow f_1(1420)K^+) \times \mathcal{B}(f_1(1420) \rightarrow K^*K)$	BaBar [898] $< 4.1$	$< 4.1$
$\mathcal{B}(B^+ \rightarrow \phi(1680)K^+) \times \mathcal{B}(\phi(1680) \rightarrow K^*K)$	BaBar [898] $< 3.4$	$< 3.4$
$\mathcal{B}(B^+ \rightarrow f_0(1500)K^+)$	BaBar [262] $17 \pm 4 \pm 12^4$ BaBar [262] $20 \pm 10 \pm 27^5$	$17 \pm 12$ $4 \pm 2$
$\mathcal{B}(B^+ \rightarrow \omega(782)K^+)^6$	Belle [385] $6.8 \pm 0.4 \pm 0.4$ BaBar [899] $6.3 \pm 0.5 \pm 0.3$ CLEO [900] $3.2^{+2.4}_{-1.9} \pm 0.8$	$6.47 \pm 0.40$
$\mathcal{B}(B^+ \rightarrow \omega(782)K^*(892)^+)$	BaBar [901] $< 7.4$	$< 7.4$
$\mathcal{B}(B^+ \rightarrow \omega(782)(K\pi)_0^{*+})$	BaBar [901] $27.5 \pm 3.0 \pm 2.6$	$27.5 \pm 4.0$
$\mathcal{B}(B^+ \rightarrow \omega(782)K_0^*(1430)^+)$	BaBar [901] $24.0 \pm 2.6 \pm 4.4$	$24.0 \pm 5.1$
$\mathcal{B}(B^+ \rightarrow \omega(782)K_2^*(1430)^+)$	BaBar [901] $21.5 \pm 3.6 \pm 2.4$	$21.5 \pm 4.3$
$\mathcal{B}(B^+ \rightarrow a_0(980)^+K^0) \times \mathcal{B}(a_0(980)^+ \rightarrow \eta\pi^+)$	BaBar [902] $< 3.9$	$< 3.9$
$\mathcal{B}(B^+ \rightarrow a_0(980)^0K^+) \times \mathcal{B}(a_0(980)^0 \rightarrow \eta\pi^0)$	BaBar [902] $< 2.5$	$< 2.5$

<sup>1</sup> The PDG uncertainty includes a scale factor.<sup>2</sup> The PDG entry corresponds to  $\mathcal{B}(B^+ \rightarrow \eta(K\pi)_0^{*+})$ .<sup>3</sup> Multiple systematic uncertainties are added in quadrature.<sup>4</sup> Result extracted from Dalitz-plot analysis of  $B^+ \rightarrow K^+K^+K^-$  decays.<sup>5</sup> Result extracted from Dalitz-plot analysis of  $B^+ \rightarrow K_S^0K_S^0K^+$  decays.<sup>6</sup> The measurement from the Dalitz-plot analysis of  $B^+ \rightarrow K^+\pi^+\pi^-$  decays [269] was not included in this average. It is quoted as a separate entry.



Table 183: Branching fractions of charmless mesonic  $B^+$  decays with strange mesons (part 3).

Parameter [ $10^{-6}$ ]	Measurements	Average <sup>HFLAV</sup> <sub>PDG</sub>
$\mathcal{B}(B^+ \rightarrow K^*(892)^0 \pi^+)$	BaBar [269]	$10.8 \pm 0.6^{+1.2}_{-1.4}^1$
	Belle [267]	$9.67 \pm 0.64^{+0.81}_{-0.89}^1$
	BaBar [903]	$14.6 \pm 2.4^{+1.4}_{-1.5}^{2,3}$
$\mathcal{B}(B^+ \rightarrow K^*(892)^+ \pi^0)$	BaBar [903]	$9.2 \pm 1.3^{+0.7}_{-0.8}^{2,3}$
	BaBar [904]	$8.2 \pm 1.5 \pm 1.1$
	CLEO [900]	$7.1^{+11.4}_{-7.1} \pm 1.0$
$\mathcal{B}(B^+ \rightarrow K^+ \pi^+ \pi^-)$	<b>LHCb [905]</b>	$56.05 \pm 0.36 \pm 1.51^4$
	BaBar [269]	$54.4 \pm 1.1 \pm 4.6^1$
	Belle [267]	$48.8 \pm 1.1 \pm 3.6^1$
$\mathcal{B}(B^+ \rightarrow K^+ \pi^+ \pi^- (\text{NR}))$	BaBar [269]	$9.3 \pm 1.0^{+6.9}_{-1.7}^{1,5}$
	Belle [267]	$16.9 \pm 1.3^{+1.7}_{-1.6}^1$
$\mathcal{B}(B^+ \rightarrow \omega(782) K^+ (K^+ \pi^+ \pi^-))^6$	BaBar [269]	$5.9^{+8.8}_{-9.0} \pm 0.5^1$
$\mathcal{B}(B^+ \rightarrow f_0(980) K^+) \times \mathcal{B}(f_0(980) \rightarrow \pi^+ \pi^-)$	BaBar [269]	$10.3 \pm 0.5^{+2.0}_{-1.4}^1$
	Belle [267]	$8.78 \pm 0.82^{+0.85}_{-1.76}^1$
$\mathcal{B}(B^+ \rightarrow f_2(1270) K^+)$	Belle [267]	$1.33 \pm 0.30^{+0.23}_{-0.34}^1$
	BaBar [269]	$0.89^{+0.38}_{-0.33} \pm 0.01^1$
$\mathcal{B}(B^+ \rightarrow f_0(1370) K^+) \times \mathcal{B}(f_0(1370) \rightarrow \pi^+ \pi^-)$	BaBar [268]	$< 10.7^1$
$\mathcal{B}(B^+ \rightarrow \rho(1450)^0 K^+) \times \mathcal{B}(\rho(1450)^0 \rightarrow \pi^+ \pi^-)$	BaBar [268]	$< 11.7^1$
$\mathcal{B}(B^+ \rightarrow f'_2(1525) K^+) \times \mathcal{B}(f'_2(1525) \rightarrow \pi^+ \pi^-)$	BaBar [268]	$< 3.4^1$
$\mathcal{B}(B^+ \rightarrow \rho^0(770) K^+)$	BaBar [269]	$3.56 \pm 0.45^{+0.57}_{-0.46}^1$
	Belle [267]	$3.89 \pm 0.47^{+0.43}_{-0.41}^1$
$\mathcal{B}(B^+ \rightarrow K_0^*(1430)^0 \pi^+)^7$	BaBar [269]	$32.0 \pm 1.2^{+10.8}_{-6.0}^1$
	Belle [267]	$51.6 \pm 1.7^{+7.0}_{-7.5}^1$
	BaBar [903]	$50.0 \pm 4.8^{+6.7}_{-6.6}^{2,3}$
$\mathcal{B}(B^+ \rightarrow K_2^*(1430)^0 \pi^+)$	BaBar [269]	$5.6 \pm 1.2^{+1.8}_{-0.8}^1$
	Belle [263]	$< 6.9^1$
$\mathcal{B}(B^+ \rightarrow K^*(1410)^0 \pi^+)$	Belle [263]	$< 45.0^1$
$\mathcal{B}(B^+ \rightarrow K^*(1680)^0 \pi^+)$	Belle [263]	$< 12.0^1$
	BaBar [268]	$< 15.0^1$

<sup>1</sup> Result extracted from Dalitz-plot analysis of  $B^+ \rightarrow K^+ \pi^+ \pi^-$  decays.

<sup>2</sup> Result extracted from Dalitz-plot analysis of  $B^+ \rightarrow K_S^0 \pi^+ \pi^0$  decays.

<sup>3</sup> Multiple systematic uncertainties are added in quadrature.

<sup>4</sup> Using  $\mathcal{B}(B^+ \rightarrow K^+ K^+ K^-)$ .

<sup>5</sup> The total nonresonant contribution is obtained by combining an exponential nonresonant component with the effective-range part of the LASS lineshape.

<sup>6</sup> This result was not included in the main entry of  $\mathcal{B}(B^+ \rightarrow \omega(782) K^+)$ .

<sup>7</sup> The PDG uncertainty includes a scale factor.

Table 184: Branching fractions of charmless mesonic  $B^+$  decays with strange mesons (part 4).

Parameter [ $10^{-6}$ ]	Measurements	Average <sup>HFLAV</sup> <sub>PDG</sub>
$\mathcal{B}(B^+ \rightarrow K^+ \pi^0 \pi^0)$	BaBar [904] $16.2 \pm 1.2 \pm 1.5$	$16.2 \pm 1.9$
$\mathcal{B}(B^+ \rightarrow f_0(980) K^+) \times \mathcal{B}(f_0(980) \rightarrow \pi^0 \pi^0)$	BaBar [904] $2.8 \pm 0.6 \pm 0.5$	$2.8 \pm 0.8$
$\mathcal{B}(B^+ \rightarrow K^- \pi^+ \pi^+)$	LHCb [906] $< 0.046$ BaBar [907] $< 0.95$ Belle [908] $< 4.5$	$< 0.046$
$\mathcal{B}(B^+ \rightarrow K^- \pi^+ \pi^+(\text{NR}))$	CLEO [909] $< 56$	$< 56$
$\mathcal{B}(B^+ \rightarrow K_1(1270)^0 \pi^+)$	BaBar [420] $< 40$	$< 40$
$\mathcal{B}(B^+ \rightarrow K_1(1400)^0 \pi^+)$	BaBar [420] $< 39$	$< 39$
$\mathcal{B}(B^+ \rightarrow K^0 \pi^+ \pi^0)$	CLEO [910] $< 66.0$	$< 66$
$\mathcal{B}(B^+ \rightarrow K_0^*(1430)^+ \pi^0)$	BaBar [903] $17.2 \pm 2.4^{+1.5}_{-3.0}{}^{1,2}$	$17.2^{+2.8}_{-3.8}$ $11.9^{+2.0}_{-2.3}$
$\mathcal{B}(B^+ \rightarrow \rho^+(770) K^0)$	BaBar [903] $9.4 \pm 1.6^{+1.1}_{-2.8}{}^{1,2}$	$9.4^{+1.9}_{-3.2}$ $7.3^{+1.0}_{-1.2}$
$\mathcal{B}(B^+ \rightarrow K^*(892)^+ \pi^+ \pi^-)$	BaBar [911] $75.3 \pm 6.0 \pm 8.1$	$75 \pm 10$
$\mathcal{B}(B^+ \rightarrow K^*(892)^+ \rho^0(770))$	BaBar [912] $4.6 \pm 1.0 \pm 0.4$	$4.6 \pm 1.1$
$\mathcal{B}(B^+ \rightarrow f_0(980) K^*(892)^+) \times \mathcal{B}(f_0(980) \rightarrow \pi^+ \pi^-)$	BaBar [912] $4.2 \pm 0.6 \pm 0.3$	$4.2 \pm 0.7$
$\mathcal{B}(B^+ \rightarrow a_1(1260)^+ K^0)$	BaBar [913] $34.9 \pm 5.0 \pm 4.4$	$34.9 \pm 6.7$
$\mathcal{B}(B^+ \rightarrow b_1(1235)^+ K^0) \times \mathcal{B}(b_1(1235)^0 \rightarrow \omega(782) \pi^+)$	BaBar [917] $9.6 \pm 1.7 \pm 0.9$	$9.6 \pm 1.9$
$\mathcal{B}(B^+ \rightarrow K^*(892)^0 \rho^+(770))$	BaBar [914] $9.6 \pm 1.7 \pm 1.5$ Belle [915] $8.9 \pm 1.7 \pm 1.2{}^3$	$9.2 \pm 1.5$
$\mathcal{B}(B^+ \rightarrow K_1(1400)^+ \rho^0(770))$	ARGUS [916] $< 780$	$< 780$
$\mathcal{B}(B^+ \rightarrow K_2^*(1430)^+ \rho^0(770))$	ARGUS [916] $< 1500$	$< 1500$
$\mathcal{B}(B^+ \rightarrow b_1(1235)^0 K^+) \times \mathcal{B}(b_1(1235)^0 \rightarrow \omega(782) \pi^0)$	BaBar [918] $9.1 \pm 1.7 \pm 1.0$	$9.1 \pm 2.0$
$\mathcal{B}(B^+ \rightarrow b_1(1235)^+ K^*(892)^0) \times \mathcal{B}(b_1(1235)^+ \rightarrow \omega(782) \pi^+)$	BaBar [919] $< 5.9$	$< 5.9$
$\mathcal{B}(B^+ \rightarrow b_1(1235)^0 K^*(892)^+) \times \mathcal{B}(b_1(1235)^0 \rightarrow \omega(782) \pi^0)$	BaBar [919] $< 6.7$	$< 6.7$

<sup>1</sup> Result extracted from Dalitz-plot analysis of  $B^+ \rightarrow K_S^0 \pi^+ \pi^0$  decays.

<sup>2</sup> Multiple systematic uncertainties are added in quadrature.

<sup>3</sup> See also Ref. [920].

Table 185: Branching fractions of charmless mesonic  $B^+$  decays with strange mesons (part 5).

Parameter [ $10^{-6}$ ]	Measurements		Average <sup>HFLAV</sup> <sub>PDG</sub>
$\mathcal{B}(B^+ \rightarrow K^+ \bar{K}^0)^1$	Belle [881]	$1.11 \pm 0.19 \pm 0.05$	$1.31 \pm 0.14$ $1.31 \pm 0.17$
	LHCb [884]	$1.51 \pm 0.21 \pm 0.10$ <sup>2</sup>	
	BaBar [400]	$1.61 \pm 0.44 \pm 0.09$	
$\mathcal{B}(B^+ \rightarrow \bar{K}^0 K^+ \pi^0)$	CLEO [910]	$< 24.0$	$< 24$
$\mathcal{B}(B^+ \rightarrow K^+ K_S^0 K_S^0)^3$	Belle [921]	$10.42 \pm 0.43 \pm 0.22$	$10.29 \pm 0.37$
	BaBar [262]	$10.1 \pm 0.5 \pm 0.3$ <sup>4,5</sup>	$10.49 \pm 0.37$
$\mathcal{B}(B^+ \rightarrow f_0(980) K^+) \times \mathcal{B}(f_0(980) \rightarrow K_S^0 K_S^0)$	BaBar [262]	$14.7 \pm 2.8 \pm 1.8$ <sup>4</sup>	$14.7 \pm 3.3$
$\mathcal{B}(B^+ \rightarrow f_0(1710) K^+) \times \mathcal{B}(f_0(1710) \rightarrow K_S^0 K_S^0)$	BaBar [262]	$0.48^{+0.40}_{-0.24} \pm 0.11$ <sup>4</sup>	$0.48^{+0.41}_{-0.26}$
$\mathcal{B}(B^+ \rightarrow K^+ K_S^0 K_S^0(\text{NR}))$	BaBar [262]	$19.8 \pm 3.7 \pm 2.5$ <sup>6</sup>	$19.8 \pm 4.5$
$\mathcal{B}(B^+ \rightarrow K_S^0 K_S^0 \pi^+)$	BaBar [922]	$< 0.51$	$< 0.51$
	Belle [921]	$< 0.87$	
$\mathcal{B}(B^+ \rightarrow K^+ K^- \pi^+)$	<b>LHCb [905]</b>	$4.97 \pm 0.13 \pm 0.29$ <sup>7</sup>	$5.06 \pm 0.26$ $5.24 \pm 0.42$
	Belle [923]	$5.38 \pm 0.40 \pm 0.35$ <sup>8</sup>	
	BaBar [924]	$5.0 \pm 0.5 \pm 0.5$	
$\mathcal{B}(B^+ \rightarrow K^+ K^- \pi^+(\text{NR}))$	LHCb [925]	$1.625 \pm 0.075 \pm 0.221$ <sup>9,10</sup>	$1.62^{+0.24}_{-0.23}$
			$1.68 \pm 0.26$
$\mathcal{B}(B^+ \rightarrow \bar{K}^*(892)^0 K^+)$	BaBar [926]	$< 1.1$	$0.57^{+0.07}_{-0.06}$
	LHCb [925] <sup>11,12</sup>		$0.59 \pm 0.08$
$\mathcal{B}(B^+ \rightarrow \bar{K}_0^*(1430)^0 K^+)$	BaBar [926]	$< 2.2$	$0.37^{+0.13}_{-0.12}$
	LHCb [925] <sup>11,13</sup>		$0.38 \pm 0.13$

<sup>1</sup> The PDG average is a result of a fit including input from other measurements.

<sup>2</sup> Using  $\mathcal{B}(B^+ \rightarrow K^0 \pi^+)$ .

<sup>3</sup> PDG uses the BABAR result including the  $\chi_{c0}$  intermediate state.

<sup>4</sup> Result extracted from Dalitz-plot analysis of  $B^+ \rightarrow K_S^0 K_S^0 K^+$  decays.

<sup>5</sup> All charmonium resonances are vetoed. The analysis also reports  $\mathcal{B}(B^+ \rightarrow K_S^0 K_S^0 K^+) = (10.6 \pm 0.5 \pm 0.3) \times 10^{-6}$  including the  $\chi_{c0}$  intermediate state.

<sup>6</sup> The nonresonant amplitude is modelled using a polynomial function of order 2.

<sup>7</sup> Using  $\mathcal{B}(B^+ \rightarrow K^+ K^+ K^-)$ .

<sup>8</sup> Also measured in bins of  $m_{K^+ K^-}$ .

<sup>9</sup> LHCb uses a model of non-resonant obtained from a phenomenological description of the partonic interaction that produces the final state. This contribution is called single pole in the paper, see Ref. [925] for details.

<sup>10</sup> Using  $\mathcal{B}(B^+ \rightarrow K^+ K^- \pi^+)$ .

<sup>11</sup> Result extracted from Dalitz-plot analysis of  $B^+ \rightarrow K^+ K^- \pi^+$  decays.

<sup>12</sup> Measurement of  $(\mathcal{B}(B^+ \rightarrow \bar{K}^*(892)^0 K^+) \mathcal{B}(K^*(892)^0 \rightarrow K \pi) 2/3) / \mathcal{B}(B^+ \rightarrow K^+ K^- \pi^+)$  used in our fit.

<sup>13</sup> Measurement of  $(\mathcal{B}(B^+ \rightarrow \bar{K}_0^*(1430)^0 K^+) \mathcal{B}(K^*(1430) \rightarrow K \pi) 2/3) / \mathcal{B}(B^+ \rightarrow K^+ K^- \pi^+)$  used in our fit.

Table 186: Branching fractions of charmless mesonic  $B^+$  decays with strange mesons (part 6).

Parameter [ $10^{-6}$ ]	Measurements		Average <sup>HFLAV</sup> <sub>PDG</sub>
$\mathcal{B}(B^+ \rightarrow K^+ K^- \pi^+) \pi\pi \leftrightarrow KK$ rescattering	LHCb [925]	$0.825 \pm 0.040 \pm 0.065$ <sup>1,2</sup>	$0.825^{+0.078}_{-0.075}$ $0.853 \pm 0.094$
$\mathcal{B}(B^+ \rightarrow K^+ K^+ \pi^-)$	LHCb [906]	$< 0.011$	$< 0.011$
	BaBar [907]	$< 0.16$	
	Belle [908]	$< 2.4$	
$\mathcal{B}(B^+ \rightarrow f'_2(1525)K^+)^3$	BaBar [262]	$1.56 \pm 0.36 \pm 0.30$ <sup>4</sup>	$1.79 \pm 0.42$ $1.79 \pm 0.48$
	BaBar [262]	$2.8 \pm 0.9^{+0.5}_{-0.4}$ <sup>5</sup>	
	Belle [263]	$< 8.0$ <sup>4</sup>	
$\mathcal{B}(B^+ \rightarrow f_J(2220)K^+) \times \mathcal{B}(f_J(2220) \rightarrow p\bar{p})$	Belle [927]	$< 0.41$	$< 0.41$
$\mathcal{B}(B^+ \rightarrow K^*(892)^+ \pi^+ K^-)$	BaBar [911]	$< 11.8$	$< 12$
$\mathcal{B}(B^+ \rightarrow K^*(892)^+ \bar{K}^*(892)^0)$	Belle [928]	$0.77^{+0.35}_{-0.30} \pm 0.12$	$0.91 \pm 0.30$ $0.91^{+0.30}_{-0.27}$
	BaBar [929]	$1.2 \pm 0.5 \pm 0.1$	
$\mathcal{B}(B^+ \rightarrow K^*(892)^+ K^+ \pi^-)$	BaBar [911]	$< 6.1$	$< 6.1$
$\mathcal{B}(B^+ \rightarrow K^+ K^+ K^-)^{3,6}$	BaBar [262]	$34.6 \pm 0.6 \pm 0.9$ <sup>4,7</sup>	$32.9 \pm 0.8$ $34.0 \pm 1.4$
	Belle [263]	$30.6 \pm 1.2 \pm 2.3$ <sup>4</sup>	
	Belle II [930]	$32.0 \pm 2.2 \pm 1.4$	
	LHCb [905]	$^{8,9,10}$	
$\mathcal{B}(B^+ \rightarrow \phi(1020)K^+)^3$	BaBar [262]	$9.2 \pm 0.4^{+0.7}_{-0.5}$ <sup>4</sup>	$8.53 \pm 0.47$ $8.83^{+0.67}_{-0.57}$
	Belle [263]	$9.60 \pm 0.92^{+1.05}_{-0.85}$ <sup>4</sup>	
	Belle II [931]	$6.7 \pm 1.1 \pm 0.5$	
	CDF [932]	$7.6 \pm 1.3 \pm 0.6$	
	CLEO [933]	$5.5^{+2.1}_{-1.8} \pm 0.6$	
$\mathcal{B}(B^+ \rightarrow f_0(980)K^+) \times \mathcal{B}(f_0(980) \rightarrow K^+ K^-)$	BaBar [262]	$9.4 \pm 1.6 \pm 2.8$ <sup>4</sup>	$9.4 \pm 3.2$
$\mathcal{B}(B^+ \rightarrow a_2(1320)^0 K^+) \times \mathcal{B}(a_2(1320)^0 \rightarrow K^+ K^-)$	Belle [263]	$< 1.1$ <sup>4</sup>	$< 1.1$
$\mathcal{B}(B^+ \rightarrow \phi(1680)K^+) \times \mathcal{B}(\phi(1680) \rightarrow K^+ K^-)$	Belle [263]	$< 0.8$ <sup>4</sup>	$< 0.8$
$\mathcal{B}(B^+ \rightarrow f_0(1710)K^+) \times \mathcal{B}(f_0(1710) \rightarrow K^+ K^-)$	BaBar [262]	$1.12 \pm 0.25 \pm 0.50$ <sup>4</sup>	$1.12 \pm 0.56$
$\mathcal{B}(B^+ \rightarrow K^+ K^+ K^- \text{ (NR)})$	Belle [263]	$24.0 \pm 1.5^{+2.6}_{-6.0}$ <sup>4</sup>	$23.7^{+3.0}_{-4.9}$ $23.8^{+2.8}_{-4.9}$
	BaBar [262]	$22.8 \pm 2.7 \pm 7.6$ <sup>11</sup>	

<sup>1</sup> LHCb uses a dedicated lineshape to take into account  $\pi\pi \leftrightarrow KK$  rescattering, which is particularly significant in the region  $1 < m_{KK} < 1.5$  GeV/ $c^2$ . See Ref. [925] for details.

<sup>2</sup> Using  $\mathcal{B}(B^+ \rightarrow K^+ K^- \pi^+)$ .

<sup>3</sup> The PDG uncertainty includes a scale factor.

<sup>4</sup> Result extracted from Dalitz-plot analysis of  $B^+ \rightarrow K^+ K^+ K^-$  decays.

<sup>5</sup> Result extracted from Dalitz-plot analysis of  $B^+ \rightarrow K_S^0 K_S^0 K^+$  decays.

<sup>6</sup> Treatment of charmonium intermediate components differs between the results.

<sup>7</sup> All charmonium resonances are vetoed, except for  $\chi_{c0}$ . The analysis also reports  $\mathcal{B}(B^+ \rightarrow K^+ K^+ K^-) = (33.4 \pm 0.5 \pm 0.9) \times 10^{-6}$  excluding  $\chi_{c0}$ .

<sup>8</sup> Measurement of  $\mathcal{B}(B^+ \rightarrow K^+ K^- \pi^+)/\mathcal{B}(B^+ \rightarrow K^+ K^+ K^-)$  used in our fit.

<sup>9</sup> Measurement of  $\mathcal{B}(B^+ \rightarrow K^+ \pi^+ \pi^-)/\mathcal{B}(B^+ \rightarrow K^+ K^+ K^-)$  used in our fit.

<sup>10</sup> Measurement of  $\mathcal{B}(B^+ \rightarrow \pi^+ \pi^+ \pi^-)/\mathcal{B}(B^+ \rightarrow K^+ K^+ K^-)$  used in our fit.

<sup>11</sup> The nonresonant amplitude is modelled using a polynomial function including S-wave and P-wave terms.

Table 187: Branching fractions of charmless mesonic  $B^+$  decays with strange mesons (part 7).

Parameter [ $10^{-6}$ ]	Measurements	Average <sup>HFLAV</sup> <sub>PDG</sub>
$\mathcal{B}(B^+ \rightarrow K^*(892)^+ K^+ K^-)$	BaBar [911] $36.2 \pm 3.3 \pm 3.6$	$36.2 \pm 4.9$
$\mathcal{B}(B^+ \rightarrow \phi(1020) K^*(892)^+)^1$	BaBar [934] $11.2 \pm 1.0 \pm 0.9$ <sup>2</sup>	
	Belle [935] $6.7^{+2.1+0.7}_{-1.9-1.0}$	$10.6 \pm 1.1$
	Belle II [931] $21.7 \pm 4.6 \pm 1.9$	$10.0 \pm 2.0$
	CLEO [933] $10.6^{+6.4+1.8}_{-4.9-1.6}$	
$\mathcal{B}(B^+ \rightarrow \phi(1020)(K\pi)_0^{*+})$	BaBar [936] $8.3 \pm 1.4 \pm 0.8$	$8.3 \pm 1.6$
$\mathcal{B}(B^+ \rightarrow K_1(1270)^+ \phi(1020))$	BaBar [936] $6.1 \pm 1.6 \pm 1.1$	$6.1 \pm 1.9$
$\mathcal{B}(B^+ \rightarrow K_1(1400)^+ \phi(1020))$	BaBar [936] $< 3.2$	$< 3.2$
$\mathcal{B}(B^+ \rightarrow K^*(1410)^+ \phi(1020))$	BaBar [936] $< 4.3$	$< 4.3$
$\mathcal{B}(B^+ \rightarrow K_0^*(1430)^+ \phi(1020))$	BaBar [936] $7.0 \pm 1.3 \pm 0.9$	$7.0 \pm 1.6$
$\mathcal{B}(B^+ \rightarrow K_2^*(1430)^+ \phi(1020))$	BaBar [936] $8.4 \pm 1.8 \pm 1.0$	$8.4 \pm 2.1$
$\mathcal{B}(B^+ \rightarrow K_2(1770)^+ \phi(1020))$	BaBar [936] $< 15.0$	$< 15$
$\mathcal{B}(B^+ \rightarrow \phi(1020) K_2(1820)^+)$	BaBar [936] $< 16.3$	$< 16$
$\mathcal{B}(B^+ \rightarrow a_1(1260)^+ K^*(892)^0)$	BaBar [937] $< 3.6$	$< 3.6$
$\mathcal{B}(B^+ \rightarrow \phi(1020) \phi(1020) K^+)^1$	BaBar [938] $5.6 \pm 0.5 \pm 0.3$ <sup>3</sup>	$4.98 \pm 0.52$
	Belle [939] $2.6^{+1.1}_{-0.9} \pm 0.3$ <sup>3</sup>	$4.98^{+1.22}_{-1.16}$
$\mathcal{B}(B^+ \rightarrow \eta' \eta' K^+)$	BaBar [940] $< 25.0$	$< 25$
$\mathcal{B}(B^+ \rightarrow \phi(1020) \omega(782) K^+)$	Belle [941] $< 1.9$	$< 1.9$
$\mathcal{B}(B^+ \rightarrow X(1812) K^+) \times \mathcal{B}(X(1812) \rightarrow \phi(1020) \omega(782))$		
	Belle [941] $< 0.32$	$< 0.32$
$\mathcal{B}(B^+ \rightarrow h^+ X^0(\text{Familon}))^4$	CLEO [942] $< 49$	$< 49$

<sup>1</sup> The PDG uncertainty includes a scale factor.

<sup>2</sup> Combination of two final states of the  $K^*(892)^\pm$ ,  $K_S^0 \pi^\pm$  and  $K^\pm \pi^0$ . In addition to the combined results, the paper reports separately the results for each individual final state.

<sup>3</sup> Measured in the  $\phi\phi$  invariant mass range below the  $\eta_c$  resonance ( $M_{\phi\phi} < 2.85 \text{ GeV}/c^2$ ).

<sup>4</sup>  $h = \pi, K$ .

Table 188: Branching fractions of charmless mesonic  $B^+$  decays without strange mesons (part 1).

Parameter [ $10^{-6}$ ]	Measurements	Average <sup>HFLAV</sup> <sub>PDG</sub>
$\mathcal{B}(B^+ \rightarrow \pi^+\pi^0)^1$	Belle [881] $5.86 \pm 0.26 \pm 0.38$ BaBar [885] $5.02 \pm 0.46 \pm 0.29$ Belle II [886] $5.5^{+1.0}_{-0.9} \pm 0.7$ CLEO [883] $4.6^{+1.8+0.6}_{-1.6-0.7}$	$5.48 \pm 0.33$ $5.48 \pm 0.41$
$\mathcal{B}(B^+ \rightarrow \pi^+\pi^+\pi^-)$	LHCb [905] $16.06 \pm 0.16 \pm 0.48^2$ BaBar [943] $15.2 \pm 0.6^{+1.3}_{-1.2}{}^{3,4,5}$	$16.01 \pm 0.49$ $15.20^{+1.43}_{-1.34}$
$\mathcal{B}(B^+ \rightarrow \rho^0(770)\pi^+)$	LHCb [944] $8.82 \pm 0.10 \pm 0.50^{3,6,5,7}$ BaBar [943] $8.1 \pm 0.7^{+1.3}_{-1.6}{}^{3,5}$ Belle [945] $8.0^{+2.3}_{-2.0} \pm 0.7$ CLEO [900] $10.4^{+3.3}_{-3.4} \pm 2.1$	$8.76 \pm 0.47$ $8.29^{+1.20}_{-1.28}$
$\mathcal{B}(B^+ \rightarrow f_0(980)\pi^+) \times \mathcal{B}(f_0(980) \rightarrow \pi^+\pi^-)$	BaBar [943] $< 1.5^3$	$< 1.5$
$\mathcal{B}(B^+ \rightarrow f_2(1270)\pi^+) \times \mathcal{B}(f_2(1270) \rightarrow \pi^+\pi^-)$	LHCb [944] $1.43 \pm 0.05 \pm 0.27^{3,6,5,7}$ BaBar [943] $0.9 \pm 0.2^{+0.3}_{-0.1}{}^{3,5}$	$1.27^{+0.20}_{-0.23}$ none
$\mathcal{B}(B^+ \rightarrow f_2(1270)\pi^+) \times \mathcal{B}(f_2(1270) \rightarrow K^+K^-)$	LHCb [925] $0.377 \pm 0.040 \pm 0.040^{8,9}$	$0.377^{+0.058}_{-0.056}$ none
$\mathcal{B}(B^+ \rightarrow \rho(1450)^0\pi^+) \times \mathcal{B}(\rho(1450)^0 \rightarrow \pi^+\pi^-)$	LHCb [944] $0.83 \pm 0.05 \pm 0.89^{3,6,5,7}$ BaBar [943] $1.4 \pm 0.4^{+0.5}_{-0.8}{}^{3,5}$	$1.14^{+0.59}_{-0.67}$ $1.40^{+0.64}_{-0.89}$
$\mathcal{B}(B^+ \rightarrow \rho(1450)^0\pi^+) \times \mathcal{B}(\rho(1450)^0 \rightarrow K^+K^-)$	LHCb [925] $1.544 \pm 0.060 \pm 0.089^{8,9}$	$1.54 \pm 0.11$ $1.60 \pm 0.14$
$\mathcal{B}(B^+ \rightarrow \rho_3(1690)^0\pi^+) \times \mathcal{B}(\rho_3(1690)^0 \rightarrow \pi^+\pi^-)$	LHCb [944] $0.08 \pm 0.02 \pm 0.16^{3,6,5,7}$	$0.08 \pm 0.16$ none
$\mathcal{B}(B^+ \rightarrow \pi^+\pi^+\pi^-) S\text{-wave}$	LHCb [944] $4.04 \pm 0.08 \pm 0.64^{10,5,7}$	$4.04 \pm 0.64$ none
$\mathcal{B}(B^+ \rightarrow f_0(1370)\pi^+) \times \mathcal{B}(f_0(1370) \rightarrow \pi^+\pi^-)$	BaBar [943] $< 4.0^3$	$< 4.0$
$\mathcal{B}(B^+ \rightarrow \pi^+\pi^-\pi^+(\text{NR}))$	BaBar [943] $5.3 \pm 0.7^{+1.3}_{-0.8}{}^{11,5}$	$5.3^{+1.4}_{-1.0}$ $5.3^{+1.5}_{-1.1}$

<sup>1</sup> The PDG uncertainty includes a scale factor.<sup>2</sup> Using  $\mathcal{B}(B^+ \rightarrow K^+K^+K^-)$ .<sup>3</sup> Result extracted from Dalitz-plot analysis of  $B^+ \rightarrow \pi^+\pi^+\pi^-$  decays.<sup>4</sup> Charm and charmonium contributions are subtracted.<sup>5</sup> Multiple systematic uncertainties are added in quadrature.<sup>6</sup> This analysis uses three different approaches: isobar,  $K$ -matrix and quasi-model-independent, to describe the  $S$ -wave component. The results are taken from the isobar model with an additional error accounting for the different  $S$ -wave methods as reported in Appendix D of [946].<sup>7</sup> Using  $\mathcal{B}(B^+ \rightarrow \pi^+\pi^+\pi^-)$ .<sup>8</sup> Result extracted from Dalitz-plot analysis of  $B^+ \rightarrow K^+K^-\pi^+$  decays.<sup>9</sup> Using  $\mathcal{B}(B^+ \rightarrow K^+K^-\pi^+)$ .<sup>10</sup> LHCb accounts the  $S$ -wave component using a model that comprises the coherent sum of a  $\sigma$  pole. See Ref. [944] for details.<sup>11</sup> The nonresonant amplitude is modelled using a sum of exponential functions.

Table 189: Branching fractions of charmless mesonic  $B^+$  decays without strange mesons (part 2).

Parameter [ $10^{-6}$ ]	Measurements	Average <sup>HFLAV</sup> <sub>PDG</sub>
$\mathcal{B}(B^+ \rightarrow \pi^+\pi^0\pi^0)$	ARGUS [947] $< 890$	$< 890$
$\mathcal{B}(B^+ \rightarrow \rho^+(770)\pi^0)$	BaBar [948] $10.2 \pm 1.4 \pm 0.9$	$10.9 \pm 1.5$
	Belle [949] $13.2 \pm 2.3^{+1.4}_{-1.9}$	$10.9^{+1.4}_{-1.5}$
$\mathcal{B}(B^+ \rightarrow \pi^+\pi^+\pi^-\pi^0)$	ARGUS [947] $< 4000$	$< 4000$
$\mathcal{B}(B^+ \rightarrow \rho^+(770)\rho^0(770))$	BaBar [425] $23.7 \pm 1.4 \pm 1.4$	$24.0 \pm 1.9$
	Belle [950] $31.7 \pm 7.1^{+3.8}_{-6.7}$	
$\mathcal{B}(B^+ \rightarrow f_0(980)\rho^+(770)) \times \mathcal{B}(f_0(980) \rightarrow \pi^+\pi^-)$	BaBar [425] $< 2.0$	$< 2.0$
$\mathcal{B}(B^+ \rightarrow a_1(1260)^+\pi^0)$	BaBar [951] $26.4 \pm 5.4 \pm 4.1$	$26.4 \pm 6.8$
$\mathcal{B}(B^+ \rightarrow a_1(1260)^0\pi^+)$	BaBar [951] $20.4 \pm 4.7 \pm 3.4$	$20.4 \pm 5.8$
$\mathcal{B}(B^+ \rightarrow \omega(782)\pi^+)$	BaBar [899] $6.7 \pm 0.5 \pm 0.4$	$6.60^{+0.46}_{-0.45}$ $6.88 \pm 0.49$
	Belle [952] $6.9 \pm 0.6 \pm 0.5$	
	CLEO [900] $11.3^{+3.3}_{-2.9} \pm 1.4$	
	LHCb [944] <sup>1,2,3,4</sup>	
$\mathcal{B}(B^+ \rightarrow \omega(782)\rho^+(770))$	BaBar [901] $15.9 \pm 1.6 \pm 1.4$	$15.9 \pm 2.1$
$\mathcal{B}(B^+ \rightarrow \eta\pi^+)$	Belle [895] $4.07 \pm 0.26 \pm 0.21$	$4.02 \pm 0.27$ $4.02^{+0.27}_{-0.26}$
	BaBar [887] $4.00 \pm 0.40 \pm 0.24$	
	CLEO [891] $1.2^{+2.8}_{-1.2}$	
$\mathcal{B}(B^+ \rightarrow \eta\rho^+(770))^5$	BaBar [953] $9.9 \pm 1.2 \pm 0.8$	$6.9 \pm 1.0$ $7.0^{+2.9}_{-2.8}$
	Belle [897] $4.1^{+1.4}_{-1.3} \pm 0.4$	
	CLEO [891] $4.8^{+5.2}_{-3.8}$	
$\mathcal{B}(B^+ \rightarrow \eta'\pi^+)^5$	BaBar [887] $3.5 \pm 0.6 \pm 0.2$	$2.68 \pm 0.46$ $2.70^{+0.87}_{-0.84}$
	Belle [888] $1.76^{+0.67}_{-0.62} {}^{+0.15}_{-0.14}$	
	CLEO [891] $1.0^{+5.8}_{-1.0}$	
$\mathcal{B}(B^+ \rightarrow \eta'\rho^+(770))$	BaBar [893] $9.7^{+1.9}_{-1.8} \pm 1.1$	$9.8 \pm 2.1$ $9.7^{+2.2}_{-2.1}$
	CLEO [891] $11.2^{+11.9}_{-7.0}$	
	Belle [894] $< 5.8$	

<sup>1</sup> Result extracted from Dalitz-plot analysis of  $B^+ \rightarrow \pi^+\pi^+\pi^-$  decays.

<sup>2</sup> This analysis uses three different approaches: isobar,  $K$ -matrix and quasi-model-independent, to describe the  $S$ -wave component. The results are taken from the isobar model with an additional error accounting for the different  $S$ -wave methods as reported in Appendix D of [946].

<sup>3</sup> Multiple systematic uncertainties are added in quadrature.

<sup>4</sup> Measurement of  $(\mathcal{B}(B^+ \rightarrow \omega(782)\pi^+)\mathcal{B}(\omega(782) \rightarrow \pi^+\pi^-))/\mathcal{B}(B^+ \rightarrow \pi^+\pi^+\pi^-)$  used in our fit.

<sup>5</sup> The PDG uncertainty includes a scale factor.

Table 190: Branching fractions of charmless mesonic  $B^+$  decays without strange mesons (part 3).

Parameter [10 <sup>-6</sup> ]	Measurements	Average <sup>HFLAV</sup> <sub>PDG</sub>
$\mathcal{B}(B^+ \rightarrow \phi(1020)\pi^+)$	BaBar [954] < 0.24 Belle [955] < 0.33 LHCb [925] <sup>1,2</sup>	0.031 <sup>+0.015</sup> <sub>-0.014</sub> 0.032 ± 0.015
$\mathcal{B}(B^+ \rightarrow \phi(1020)\rho^+(770))$	BaBar [956] < 3.0	< 3.0
$\mathcal{B}(B^+ \rightarrow a_0(980)^0\pi^+) \times \mathcal{B}(a_0(980)^0 \rightarrow \eta\pi^0)$	BaBar [902] < 5.8	< 5.8
$\mathcal{B}(B^+ \rightarrow \pi^+\pi^+\pi^+\pi^-\pi^-)$	ARGUS [947] < 860	< 860
$\mathcal{B}(B^+ \rightarrow a_1(1260)^+\rho^0(770))$	CLEO [957] < 620.0 <sup>3</sup>	< 620
$\mathcal{B}(B^+ \rightarrow a_2(1320)^+\rho^0(770))$	CLEO [957] < 720.0 <sup>3</sup>	< 720
$\mathcal{B}(B^+ \rightarrow b_1(1235)^0\pi^+) \times \mathcal{B}(b_1(1235)^0 \rightarrow \omega(782)\pi^0)$	BaBar [918] 6.7 ± 1.7 ± 1.0	6.7 ± 2.0
$\mathcal{B}(B^+ \rightarrow b_1^+\pi^0)$	BaBar [917] < 3.3	< 3.3
$\mathcal{B}(B^+ \rightarrow \pi^+\pi^+\pi^+\pi^-\pi^-\pi^0)$	ARGUS [947] < 6300	< 6300
$\mathcal{B}(B^+ \rightarrow b_1(1235)^+\rho^0(770)) \times \mathcal{B}(b_1(1235)^0 \rightarrow \omega(782)\pi^+)$	BaBar [919] < 5.2	< 5.2
$\mathcal{B}(B^+ \rightarrow a_1(1260)^+a_1(1260)^0)$	ARGUS [947] < 13000	< 13000
$\mathcal{B}(B^+ \rightarrow b_1(1235)^0\rho^+(770)) \times \mathcal{B}(b_1(1235)^0 \rightarrow \omega(782)\pi^0)$	BaBar [919] < 3.3	< 3.3

<sup>1</sup> Result extracted from Dalitz-plot analysis of  $B^+ \rightarrow K^+K^-\pi^+$  decays.

<sup>2</sup> Measurement of  $(\mathcal{B}(B^+ \rightarrow \phi(1020)\pi^+)\mathcal{B}(\phi(1020) \rightarrow K^+K^-))/\mathcal{B}(B^+ \rightarrow K^+K^-\pi^+)$  used in our fit.

<sup>3</sup> CLEO assumes  $\mathcal{B}(\Upsilon(4S) \rightarrow B^0\bar{B}^0) = 0.43$ . The result has been modified to account for a branching fraction of 0.50.



Table 191: Branching fractions of charmless mesonic  $B^0$  decays with strange mesons (part 1).

Parameter [10 <sup>-6</sup> ]	Measurements	Average <sup>HFLAV</sup> <sub>PDG</sub>
$\mathcal{B}(B^0 \rightarrow K^+\pi^-)$	Belle [881]	$20.00 \pm 0.34 \pm 0.60$
	BaBar [958]	$19.1 \pm 0.6 \pm 0.6$
	Belle II [882]	$18.0 \pm 0.9 \pm 0.9$
	CLEO [883]	$18.0^{+2.3}_{-2.1}^{+1.2}_{-0.9}$
	CDF [959] <sup>1,2</sup> , [960] <sup>3,4</sup> , [961] <sup>5,6</sup>	$19.5 \pm 0.5$
	LHCb [962] <sup>5,6,1</sup> , [963] <sup>3,4</sup>	$19.6 \pm 0.5$
$\mathcal{B}(B^0 \rightarrow K^0\pi^0)$	Belle [881]	$9.68 \pm 0.46 \pm 0.50$
	BaBar [421]	$10.1 \pm 0.6 \pm 0.4$
	Belle II [930]	$10.9^{+2.9}_{-2.6} \pm 1.6$
	CLEO [883]	$12.8^{+4.0}_{-3.3}^{+1.7}_{-1.4}$
$\mathcal{B}(B^0 \rightarrow \eta' K^0)^7$	BaBar [887]	$68.5 \pm 2.2 \pm 3.1$
	Belle [888]	$58.9^{+3.6}_{-3.5} \pm 4.3$
	Belle II [889]	$59.9^{+5.8}_{-5.5} \pm 2.7$
	CLEO [891]	$89.0^{+18.0}_{-16.0} \pm 9.0$
	LHCb [964] <sup>8,9</sup>	$65.0 \pm 2.8$
		$66.1^{+4.5}_{-4.4}$
$\mathcal{B}(B^0 \rightarrow \eta' K^{*}(892)^0)$	Belle [965]	$2.6 \pm 0.7 \pm 0.2$
	BaBar [893]	$3.1^{+0.9}_{-0.8} \pm 0.3$
$\mathcal{B}(B^0 \rightarrow \eta' K_0^{*}(1430)^0)$	BaBar [893]	$6.3 \pm 1.3 \pm 0.9$ <sup>10</sup>
$\mathcal{B}(B^0 \rightarrow \eta'(K\pi)_0^{*0})$	BaBar [893]	$7.4^{+1.5}_{-1.4} \pm 0.6$
		none
$\mathcal{B}(B^0 \rightarrow \eta' K_2^{*}(1430)^0)$	BaBar [893]	$13.7 \pm 3.2$
		$13.7^{+3.0}_{-2.9} \pm 1.2$
		$13.7^{+3.2}_{-3.1}$

<sup>1</sup> Measurement of  $(\mathcal{B}(B_s^0 \rightarrow K^-\pi^+)/\mathcal{B}(B^0 \rightarrow K^+\pi^-))\frac{f_s}{f_d}$  used in our fit.

<sup>2</sup> Measurement of  $(\mathcal{B}(\Lambda_b^0 \rightarrow p\pi^-)/\mathcal{B}(B^0 \rightarrow K^+\pi^-))(f_{\Lambda_b^0}/f_d)$  used in our fit.

<sup>3</sup> Measurement of  $\mathcal{B}(B^0 \rightarrow K^+K^-)/\mathcal{B}(B^0 \rightarrow K^+\pi^-)$  used in our fit.

<sup>4</sup> Measurement of  $(\mathcal{B}(B_s^0 \rightarrow \pi^+\pi^-)/\mathcal{B}(B^0 \rightarrow K^+\pi^-))\frac{f_s}{f_d}$  used in our fit.

<sup>5</sup> Measurement of  $\mathcal{B}(B^0 \rightarrow \pi^+\pi^-)/\mathcal{B}(B^0 \rightarrow K^+\pi^-)$  used in our fit.

<sup>6</sup> Measurement of  $(\mathcal{B}(B_s^0 \rightarrow K^+K^-)/\mathcal{B}(B^0 \rightarrow K^+\pi^-))\frac{f_s}{f_d}$  used in our fit.

<sup>7</sup> The PDG uncertainty includes a scale factor.

<sup>8</sup> Measurement of  $\mathcal{B}(\Lambda_b^0 \rightarrow \Lambda^0\eta)/\mathcal{B}(B^0 \rightarrow \eta'K^0)$  used in our fit.

<sup>9</sup> Measurement of  $\mathcal{B}(\Lambda_b^0 \rightarrow \Lambda^0\eta')/\mathcal{B}(B^0 \rightarrow \eta'K^0)$  used in our fit.

<sup>10</sup> Multiple systematic uncertainties are added in quadrature.

Table 192: Branching fractions of charmless mesonic  $B^0$  decays with strange mesons (part 2).

Parameter [10 <sup>-6</sup> ]	Measurements	Average <sup>HFLAV PDG</sup>
$\mathcal{B}(B^0 \rightarrow \eta K^0)$	Belle [895] $1.27^{+0.33}_{-0.29} \pm 0.08$ BaBar [887] $1.15^{+0.43}_{-0.38} \pm 0.09$	$1.23 \pm 0.25$ $1.23^{+0.27}_{-0.24}$
$\mathcal{B}(B^0 \rightarrow \eta K^*(892)^0)$	BaBar [896] $16.5 \pm 1.1 \pm 0.8$ Belle [897] $15.2 \pm 1.2 \pm 1.0$ CLEO [891] $13.8^{+5.5}_{-4.6} \pm 1.6$	$15.9 \pm 1.0$
$\mathcal{B}(B^0 \rightarrow \eta(K\pi)_0^{*0})$	BaBar [896] $11.0 \pm 1.6 \pm 1.5$	$11.0 \pm 2.2$ none
$\mathcal{B}(B^0 \rightarrow \eta K_0^*(1430)^0)$	BaBar [896] $7.8 \pm 1.1 \pm 1.1$ <sup>1</sup>	$7.8 \pm 1.5$ $11.0 \pm 2.2$
$\mathcal{B}(B^0 \rightarrow \eta K_2^*(1430)^0)$	BaBar [896] $9.6 \pm 1.8 \pm 1.1$	$9.6 \pm 2.1$
$\mathcal{B}(B^0 \rightarrow \omega(782)K^0)$	Belle [385] $4.5 \pm 0.4 \pm 0.3$ BaBar [899] $5.4 \pm 0.8 \pm 0.3$ CLEO [900] $10.0^{+5.4}_{-4.2} \pm 1.4$	$4.78 \pm 0.43$
$\mathcal{B}(B^0 \rightarrow a_0(980)^0 K^0) \times \mathcal{B}(a_0(980)^0 \rightarrow \eta\pi^0)$	BaBar [902] $< 7.8$	$< 7.8$
$\mathcal{B}(B^0 \rightarrow b_1(1235)^0 K^0) \times \mathcal{B}(b_1(1235)^0 \rightarrow \omega(782)\pi^0)$	BaBar [917] $< 7.8$	$< 7.8$
$\mathcal{B}(B^0 \rightarrow a_0(980)^- K^+) \times \mathcal{B}(a_0(980)^- \rightarrow \eta\pi^-)$	BaBar [967] $< 1.9$	$< 1.9$
$\mathcal{B}(B^0 \rightarrow b_1(1235)^- K^+) \times \mathcal{B}(b_1(1235)^- \rightarrow \omega(782)\pi^-)$	BaBar [918] $7.4 \pm 1.0 \pm 1.0$	$7.4 \pm 1.4$
$\mathcal{B}(B^0 \rightarrow b_1(1235)^0 K^*(892)^0) \times \mathcal{B}(b_1(1235)^0 \rightarrow \omega(782)\pi^0)$	BaBar [919] $< 8.0$	$< 8.0$
$\mathcal{B}(B^0 \rightarrow b_1(1235)^- K^*(892)^+) \times \mathcal{B}(b_1(1235)^- \rightarrow \omega(782)\pi^-)$	BaBar [919] $< 5.0$	$< 5.0$
$\mathcal{B}(B^0 \rightarrow a_0(1450)^- K^+) \times \mathcal{B}(a_0(1450)^- \rightarrow \eta\pi^-)$	BaBar [967] $< 3.1$	$< 3.1$
$\mathcal{B}(B^0 \rightarrow K_S^0 X^0(\text{Familon}))$	CLEO [942] $< 53$	$< 53$
$\mathcal{B}(B^0 \rightarrow \omega(782)K^*(892)^0)$	BaBar [901] $2.2 \pm 0.6 \pm 0.2$ Belle [966] $1.8 \pm 0.7 \pm 0.3$	$2.04 \pm 0.49$
$\mathcal{B}(B^0 \rightarrow \omega(782)(K\pi)_0^{*0})$	BaBar [901] $18.4 \pm 1.8 \pm 1.7$	$18.4 \pm 2.5$
$\mathcal{B}(B^0 \rightarrow \omega(782)K_0^*(1430)^0)$	BaBar [901] $16.0 \pm 1.6 \pm 3.0$	$16.0 \pm 3.4$
$\mathcal{B}(B^0 \rightarrow \omega(782)K_2^*(1430)^0)$	BaBar [901] $10.1 \pm 2.0 \pm 1.1$	$10.1 \pm 2.3$
$\mathcal{B}(B^0 \rightarrow \omega(782)K^+\pi^-(\text{NR}))$	Belle [966] $5.1 \pm 0.7 \pm 0.7$ <sup>2</sup>	$5.1 \pm 1.0$

<sup>1</sup> Multiple systematic uncertainties are added in quadrature.

<sup>2</sup>  $0.755 < M_{K\pi} < 1.250 \text{ GeV}/c^2$ .

Table 193: Branching fractions of charmless mesonic  $B^0$  decays with strange mesons (part 3).

Parameter [ $10^{-6}$ ]	Measurements	Average <sup>HFLAV</sup> <sub>PDG</sub>
$\mathcal{B}(B^0 \rightarrow K^+\pi^-\pi^0)$	BaBar [968] $38.5 \pm 1.0 \pm 3.9$ <sup>1</sup> Belle [969] $36.6^{+4.2}_{-4.1} \pm 3.0$	$37.8 \pm 3.2$
$\mathcal{B}(B^0 \rightarrow \rho^-(770)K^+)$	BaBar [968] $6.6 \pm 0.5 \pm 0.8$ <sup>1</sup> Belle [969] $15.1^{+3.4+2.4}_{-3.3-2.6}$ <sup>2</sup>	$7.01 \pm 0.92$
$\mathcal{B}(B^0 \rightarrow \rho(1450)^-K^+)$	BaBar [968] $2.4 \pm 1.0 \pm 0.6$ <sup>1</sup>	$2.4 \pm 1.2$
$\mathcal{B}(B^0 \rightarrow \rho(1700)^-K^+)$	BaBar [968] $0.6 \pm 0.6 \pm 0.4$ <sup>1</sup>	$0.6 \pm 0.7$
$\mathcal{B}(B^0 \rightarrow K^+\pi^-\pi^0(\text{NR}))$	BaBar [968] $2.8 \pm 0.5 \pm 0.4$ <sup>3</sup> Belle [969] $< 9.4$	$2.8 \pm 0.6$
$\mathcal{B}(B^0 \rightarrow (K\pi)_0^{*+}\pi^-) \times \mathcal{B}((K\pi)_0^{*+} \rightarrow K^+\pi^0)$	BaBar [968] $34.2 \pm 2.4 \pm 4.1$ <sup>1</sup>	$34.2 \pm 4.8$
$\mathcal{B}(B^0 \rightarrow (K\pi)_0^{*0}\pi^0) \times \mathcal{B}((K\pi)_0^{*0} \rightarrow K^+\pi^-)$	BaBar [968] $8.6 \pm 1.1 \pm 1.3$ <sup>1</sup>	$8.6 \pm 1.7$
$\mathcal{B}(B^0 \rightarrow K_2^*(1430)^0\pi^0)$	BaBar [970] $< 4.0$ <sup>1</sup>	$< 4.0$
$\mathcal{B}(B^0 \rightarrow K^*(1680)^0\pi^0)$	BaBar [970] $< 7.5$ <sup>1</sup>	$< 7.5$
$\mathcal{B}(B^0 \rightarrow K_x^{*0}\pi^0)$	Belle [969] $6.1^{+1.6+0.5}_{-1.5-0.6}$ <sup>4</sup>	$6.1 \pm 1.6$ $6.1^{+1.7}_{-1.6}$

<sup>1</sup> Result extracted from Dalitz-plot analysis of  $B^0 \rightarrow K^+\pi^-\pi^0$  decays.

<sup>2</sup> Multiple systematic uncertainties are added in quadrature.

<sup>3</sup> The nonresonant amplitude is taken to be constant across the Dalitz plane.

<sup>4</sup>  $1.1 < m_{K\pi} < 1.6$  GeV/c<sup>2</sup>.

Table 194: Branching fractions of charmless mesonic  $B^0$  decays with strange mesons (part 4).

Parameter [ $10^{-6}$ ]	Measurements	Average <sup>HFLAV</sup> <sub>PDG</sub>
$\mathcal{B}(B^0 \rightarrow K^0 \pi^+ \pi^-)^{1,2}$	BaBar [265]	$50.15 \pm 1.47 \pm 1.76$ <sup>3,4</sup>
	Belle [971]	$47.5 \pm 2.4 \pm 3.7$ <sup>3</sup>
	CLEO [910]	$50.0^{+10.0}_{-9.0} \pm 7.0$
	LHCb [972] <sup>4,5,6,7,8</sup> , [973] <sup>9</sup> , [974] <sup>10,11</sup> , [974] <sup>10,12</sup> ,	$49.7 \pm 1.8$
	[974] <sup>10,13</sup> , [974] <sup>10,14</sup> , [974] <sup>10,15</sup>	
$\mathcal{B}(B^0 \rightarrow K^0 \pi^+ \pi^- (\text{NR}))^{16}$	LHCb [975]	$12.60 \pm 0.67 \pm 3.05$ <sup>3,17,4,18</sup>
	BaBar [265]	$11.07^{+2.51}_{-0.99} \pm 0.90$ <sup>3,19,4</sup>
	Belle [971]	$19.9 \pm 2.5^{+1.7}_{-2.0}$ <sup>3,20</sup>
$\mathcal{B}(B^0 \rightarrow \rho^0(770) K^0)^{16}$	BaBar [265]	$4.36^{+0.71}_{-0.62} \pm 0.31$ <sup>3,4</sup>
	LHCb [975]	$1.97^{+0.57}_{-0.83} \pm 0.42$ <sup>3,4,18</sup>
	Belle [971]	$6.1 \pm 1.0^{+1.1}_{-1.2}$ <sup>3</sup>

<sup>1</sup> The PDG average is a result of a fit including input from other measurements.

<sup>2</sup> Treatment of charmonium intermediate components differs between the results.

<sup>3</sup> Result extracted from Dalitz-plot analysis of  $B^0 \rightarrow K_S^0 \pi^+ \pi^-$  decays.

<sup>4</sup> Multiple systematic uncertainties are added in quadrature.

<sup>5</sup> Measurement of  $\mathcal{B}(\Lambda_b^0 \rightarrow p \bar{K}^0 \pi^-)/\mathcal{B}(B^0 \rightarrow K^0 \pi^+ \pi^-)$  used in our fit.

<sup>6</sup> Measurement of  $\mathcal{B}(\Lambda_b^0 \rightarrow p K^0 K^-)/\mathcal{B}(B^0 \rightarrow K^0 \pi^+ \pi^-)$  used in our fit.

<sup>7</sup> Measurement of  $\frac{f_{\Xi_b^0}}{f_d} \mathcal{B}(\Xi_b^0 \rightarrow p \bar{K}^0 \pi^-)/\mathcal{B}(B^0 \rightarrow K^0 \pi^+ \pi^-)$  used in our fit.

<sup>8</sup> Measurement of  $\frac{f_{\Xi_b^0}}{f_d} \mathcal{B}(\Xi_b^0 \rightarrow p \bar{K}^0 K^-)/\mathcal{B}(B^0 \rightarrow K^0 \pi^+ \pi^-)$  used in our fit.

<sup>9</sup> Measurement of  $\mathcal{B}(B^0 \rightarrow K^*(892)^0 \bar{K}^0 + \text{c.c.})/\mathcal{B}(B^0 \rightarrow K^0 \pi^+ \pi^-)$  used in our fit.

<sup>10</sup> Regions corresponding to  $D$ ,  $\Lambda_c^+$  and charmonium resonances are vetoed in this analysis.

<sup>11</sup> Measurement of  $\mathcal{B}(B^0 \rightarrow K^0 K^+ \pi^- + \text{c.c.})/\mathcal{B}(B^0 \rightarrow K^0 \pi^+ \pi^-)$  used in our fit.

<sup>12</sup> Measurement of  $\mathcal{B}(B^0 \rightarrow K^0 K^+ K^-)/\mathcal{B}(B^0 \rightarrow K^0 \pi^+ \pi^-)$  used in our fit.

<sup>13</sup> Measurement of  $\mathcal{B}(B_s^0 \rightarrow K^0 \pi^+ \pi^-)/\mathcal{B}(B^0 \rightarrow K^0 \pi^+ \pi^-)$  used in our fit.

<sup>14</sup> Measurement of  $\mathcal{B}(B_s^0 \rightarrow K^0 K^+ \pi^- + \text{c.c.})/\mathcal{B}(B^0 \rightarrow K^0 \pi^+ \pi^-)$  used in our fit.

<sup>15</sup> Measurement of  $\mathcal{B}(B_s^0 \rightarrow K^0 K^+ K^-)/\mathcal{B}(B^0 \rightarrow K^0 \pi^+ \pi^-)$  used in our fit.

<sup>16</sup> The PDG uncertainty includes a scale factor.

<sup>17</sup> The nonresonant component is modelled as a flat contribution over the Dalitz plane.

<sup>18</sup> Using  $\mathcal{B}(B^0 \rightarrow K^0 \pi^+ \pi^-)$ .

<sup>19</sup> This value includes the flat NR component and the effective range of the LASS lineshape. The value corresponding to the flat component alone is also given in the article.

<sup>20</sup> The nonresonant component is modelled using a sum of two exponential functions.

Table 195: Branching fractions of charmless mesonic  $B^0$  decays with strange mesons (part 5).

Parameter [10 <sup>-6</sup> ]	Measurements	Average <sup>HFLAV</sup> <sub>PDG</sub>	
$\mathcal{B}(B^0 \rightarrow K^*(892)^+\pi^-)$	BaBar [265]	$8.29^{+0.92}_{-0.81} \pm 0.82$ <sup>1,2</sup>	$7.64 \pm 0.44$ p=1.6‰
	BaBar [968]	$8.0 \pm 1.1 \pm 0.8$ <sup>3</sup>	
	Belle [971]	$8.4 \pm 1.1^{+1.0}_{-0.9}$ <sup>1</sup>	
	CLEO [910]	$16.0^{+6.0}_{-5.0} \pm 2.0$	
	LHCb [976] <sup>4,5</sup> , [975] <sup>1,2,6</sup>		
$\mathcal{B}(B^0 \rightarrow K_0^*(1430)^+\pi^-)$ <sup>7</sup>	BaBar [265]	$29.9^{+2.3}_{-1.7} \pm 3.6$ <sup>1,2</sup>	$33.6^{+3.8}_{-4.0}$
	Belle [971]	$49.7 \pm 3.8^{+6.8}_{-8.2}$ <sup>1</sup>	$33.5^{+7.4}_{-7.2}$
$\mathcal{B}(B^0 \rightarrow K_x^{*+}\pi^-)$	Belle [969]	$5.1 \pm 1.5^{+0.6}_{-0.7}$ <sup>8</sup>	$5.1 \pm 1.6$ $5.1^{+1.6}_{-1.7}$
$\mathcal{B}(B^0 \rightarrow K^*(1410)^+\pi^-) \times \mathcal{B}(K^*(1410)^+ \rightarrow K^0\pi^+)$	Belle [971]	$< 3.8$ <sup>1</sup>	$< 3.8$
$\mathcal{B}(B^0 \rightarrow (K\pi)_0^{*+}\pi^-) \times \mathcal{B}((K\pi)_0^{*+} \rightarrow K^0\pi^+)$	LHCb [975]	$16.95 \pm 0.73 \pm 1.12$ <sup>1,2,9</sup>	$18.6 \pm 1.1$ p=1.6‰
	BaBar [265]	$22.7^{+1.7}_{-1.3} \pm 1.3$ <sup>1,2</sup>	$16.2 \pm 1.3$
$\mathcal{B}(B^0 \rightarrow f_0(980)K^0) \times \mathcal{B}(f_0(980) \rightarrow \pi^+\pi^-)$ <sup>7</sup>	LHCb [975]	$9.64 \pm 0.41 \pm 0.79$ <sup>1,2,9</sup>	$8.38 \pm 0.61$ p=1.6‰
	BaBar [265]	$6.92 \pm 0.77 \pm 0.56$ <sup>1,2</sup>	$8.15^{+0.78}_{-0.79}$
	Belle [971]	$7.6 \pm 1.7^{+0.9}_{-1.3}$ <sup>1</sup>	
$\mathcal{B}(B^0 \rightarrow f_0(500)K^0)$	LHCb [975]	$0.166^{+0.207}_{-0.041} \pm 0.155$ <sup>1,2,9</sup>	$0.17^{+0.26}_{-0.16}$ p=1.6‰ $0.16^{+0.25}_{-0.16}$
$\mathcal{B}(B^0 \rightarrow f_0(1500)K^0) \times \mathcal{B}(f_0(1500) \rightarrow \pi^+\pi^-)$			$1.35 \pm 0.79$ p=1.6‰
	LHCb [975]	$1.348 \pm 0.280 \pm 0.734$ <sup>1,2,9</sup>	$1.29 \pm 0.75$
$\mathcal{B}(B^0 \rightarrow f_2(1270)K^0)$	BaBar [265]	$2.71^{+0.99}_{-0.83} \pm 0.87$ <sup>1,2</sup>	$2.7 \pm 1.3$
	Belle [971]	$< 2.5$ <sup>1,10</sup>	$2.7^{+1.3}_{-1.2}$
$\mathcal{B}(B^0 \rightarrow f_x(1300)^0K^0) \times \mathcal{B}(f_x(1300)^0 \rightarrow \pi^+\pi^-)$	BaBar [265]	$1.81^{+0.55}_{-0.45} \pm 0.48$ <sup>1,2</sup>	$1.81^{+0.73}_{-0.66}$

<sup>1</sup> Result extracted from Dalitz-plot analysis of  $B^0 \rightarrow K_S^0\pi^+\pi^-$  decays.

<sup>2</sup> Multiple systematic uncertainties are added in quadrature.

<sup>3</sup> Result extracted from Dalitz-plot analysis of  $B^0 \rightarrow K^+\pi^-\pi^0$  decays.

<sup>4</sup> Measurement of  $\mathcal{B}(B_s^0 \rightarrow K^*(892)^-\pi^+)/\mathcal{B}(B^0 \rightarrow K^*(892)^+\pi^-)$  used in our fit.

<sup>5</sup> Measurement of  $\mathcal{B}(B^0 \rightarrow K^*(892)^-K^++\text{c.c.})/\mathcal{B}(B^0 \rightarrow K^*(892)^+\pi^-)$  used in our fit.

<sup>6</sup> Measurement of  $(\mathcal{B}(B^0 \rightarrow K^*(892)^+\pi^-)2/3)/\mathcal{B}(B^0 \rightarrow K^0\pi^+\pi^-)$  used in our fit.

<sup>7</sup> The PDG uncertainty includes a scale factor.

<sup>8</sup>  $1.1 < m_{K\pi} < 1.6$  GeV/c<sup>2</sup>.

<sup>9</sup> Using  $\mathcal{B}(B^0 \rightarrow K^0\pi^+\pi^-)$ .

<sup>10</sup> Using  $\mathcal{B}(f_2(1270) \rightarrow \pi^+\pi^-)$ .

Table 196: Branching fractions of charmless mesonic  $B^0$  decays with strange mesons (part 6).

Parameter [ $10^{-6}$ ]	Measurements	Average <sup>HFLAV</sup> <sub>PDG</sub>
$\mathcal{B}(B^0 \rightarrow K^*(892)^0 \pi^0)$	BaBar [968] $3.3 \pm 0.5 \pm 0.4$ <sup>1</sup> Belle [969] $< 3.5$	$3.3 \pm 0.6$
$\mathcal{B}(B^0 \rightarrow K_2^*(1430)^+ \pi^-)$	Belle [971] $< 6.3$ <sup>2</sup> BaBar [970] $< 16.2$ <sup>1</sup> LHCb [975] <sup>2,3,4</sup>	$3.82 \pm 0.36$ <sub>p=1.6%</sub> $3.65^{+0.34}_{-0.33}$
$\mathcal{B}(B^0 \rightarrow K^*(1680)^+ \pi^-)$	Belle [971] $< 10.1$ <sup>2</sup> BaBar [970] $< 25.0$ <sup>1</sup> LHCb [975] <sup>2,3,5</sup>	$14.7 \pm 1.4$ <sub>p=1.6%</sub> $14.1 \pm 1.0$
$\mathcal{B}(B^0 \rightarrow K^+ \pi^- \pi^+ \pi^-)$	DELPHI [977] $< 230$	$< 230$
$\mathcal{B}(B^0 \rightarrow \rho^0(770) K^+ \pi^-)$	Belle [978] $2.8 \pm 0.5 \pm 0.5$ <sup>6</sup>	$2.8 \pm 0.7$
$\mathcal{B}(B^0 \rightarrow f_0(980) K^+ \pi^-) \times \mathcal{B}(f_0(980) \rightarrow \pi\pi)$	Belle [978] $1.4 \pm 0.4^{+0.3}_{-0.4}$ <sup>6</sup>	$1.4^{+0.5}_{-0.6}$
$\mathcal{B}(B^0 \rightarrow K^+ \pi^- \pi^+ \pi^- (\text{NR}))$	Belle [978] $< 2.1$	$< 2.1$
$\mathcal{B}(B^0 \rightarrow K^*(892)^0 \pi^+ \pi^-)$	BaBar [979] $54.5 \pm 2.9 \pm 4.3$	$54.5 \pm 5.2$
$\mathcal{B}(B^0 \rightarrow K^*(892)^0 \rho^0(770))$ <sup>7</sup>	BaBar [980] $5.1 \pm 0.6^{+0.6}_{-0.8}$ Belle [978] $2.1^{+0.8+0.9}_{-0.7-0.5}$	$3.88 \pm 0.77$ $3.88^{+1.33}_{-1.25}$
$\mathcal{B}(B^0 \rightarrow f_0(980) K_0^*(892)^0) \times \mathcal{B}(f_0(980) \rightarrow \pi\pi)$ <sup>7</sup>	Belle [978] $1.4^{+0.6+0.6}_{-0.5-0.4}$ <sup>6</sup> BaBar [980] $5.7 \pm 0.6 \pm 0.4$	$3.90 \pm 0.55$ <sub>p=0.1%</sub> $3.90^{+2.12}_{-1.85}$

<sup>1</sup> Result extracted from Dalitz-plot analysis of  $B^0 \rightarrow K^+ \pi^- \pi^0$  decays.

<sup>2</sup> Result extracted from Dalitz-plot analysis of  $B^0 \rightarrow K_S^0 \pi^+ \pi^-$  decays.

<sup>3</sup> Multiple systematic uncertainties are added in quadrature.

<sup>4</sup> Measurement of  $(\mathcal{B}(B^0 \rightarrow K_2^*(1430)^+ \pi^-) \mathcal{B}(K_2^*(1430)^+ \rightarrow K\pi) 2/3) / \mathcal{B}(B^0 \rightarrow K^0 \pi^+ \pi^-)$  used in our fit.

<sup>5</sup> Measurement of  $(\mathcal{B}(B^0 \rightarrow K^*(1680)^+ \pi^-) \mathcal{B}(K^*(1680)^+ \rightarrow K\pi) 2/3) / \mathcal{B}(B^0 \rightarrow K^0 \pi^+ \pi^-)$  used in our fit.

<sup>6</sup>  $0.75 < M(K\pi) < 1.20 \text{ GeV}/c^2$ .

<sup>7</sup> The PDG uncertainty includes a scale factor.

Table 197: Branching fractions of charmless mesonic  $B^0$  decays with strange mesons (part 7).

Parameter [10 <sup>-6</sup> ]	Measurements		Average <sup>HFLAV PDG</sup>
$\mathcal{B}(B^0 \rightarrow K_1(1270)^+\pi^-)$	BaBar [420]	$< 30$	$< 30$
$\mathcal{B}(B^0 \rightarrow K_1(1400)^+\pi^-)$	BaBar [420]	$< 27$	$< 27$
$\mathcal{B}(B^0 \rightarrow a_1(1260)^-K^+)$	BaBar [913]	$16.3 \pm 2.9 \pm 2.3$	$16.3 \pm 3.7$
$\mathcal{B}(B^0 \rightarrow K^*(892)^+\rho^-(770))$	BaBar [980]	$10.3 \pm 2.3 \pm 1.3$	$10.3 \pm 2.6$
$\mathcal{B}(B^0 \rightarrow (K\pi)_0^{*+}\rho^-(770)) \times \mathcal{B}((K\pi)_0^* \rightarrow K\pi)$	BaBar [980]	$< 48$	$< 48$ none
$\mathcal{B}(B^0 \rightarrow K_0^*(1430)^+\rho^-(770))$	BaBar [980]	$28 \pm 10 \pm 6$ <sup>1</sup>	$28 \pm 12$
$\mathcal{B}(B^0 \rightarrow K_1(1400)^0\rho^0(770))$	ARGUS [916]	$< 3000$	$< 3000$
$\mathcal{B}(B^0 \rightarrow (K\pi)_0^{*0}\rho^0(770)) \times \mathcal{B}((K\pi)_0^* \rightarrow K\pi)$	BaBar [980]	$31 \pm 4 \pm 3$	$31.0 \pm 5.0$ none
$\mathcal{B}(B^0 \rightarrow K_0^*(1430)^0\rho^0(770))$	BaBar [980]	$27 \pm 4 \pm 4$ <sup>1</sup>	$27.0 \pm 5.4$ $27.0 \pm 5.7$
$\mathcal{B}(B^0 \rightarrow (K\pi)_0^{*0}f_0(980)) \times \mathcal{B}(f_0(980) \rightarrow \pi\pi) \times \mathcal{B}((K\pi)_0^* \rightarrow K\pi)$	BaBar [980]	$3.1 \pm 0.8 \pm 0.7$	$3.1 \pm 1.1$ none
$\mathcal{B}(B^0 \rightarrow K_0^*(1430)^0f_0(980)) \times \mathcal{B}(f_0(980) \rightarrow \pi\pi)$	BaBar [980]	$2.7 \pm 0.7 \pm 0.6$ <sup>1</sup>	$2.7 \pm 0.9$
$\mathcal{B}(B^0 \rightarrow K_2^*(1430)^0f_0(980)) \times \mathcal{B}(f_0(980) \rightarrow \pi\pi)$	BaBar [980]	$8.6 \pm 1.7 \pm 1.0$	$8.6 \pm 2.0$
$\mathcal{B}(B^0 \rightarrow K^+K^-)$	LHCb [963]	$0.0774 \pm 0.0126 \pm 0.0084$ <sup>2</sup>	$0.080 \pm 0.015$ $0.078 \pm 0.015$
	Belle [881]	$0.10 \pm 0.08 \pm 0.04$	
	CDF [960]	$0.23 \pm 0.10 \pm 0.10$ <sup>2</sup>	
	BaBar [958]	$< 0.5$	
$\mathcal{B}(B^0 \rightarrow K^0\bar{K}^0)$	Belle [881]	$1.26 \pm 0.19 \pm 0.05$	$1.21 \pm 0.16$
	BaBar [400]	$1.08 \pm 0.28 \pm 0.11$	
$\mathcal{B}(B^0 \rightarrow K^0K^+\pi^- + \text{c.c.})$	LHCb [974]	$6.11 \pm 0.45 \pm 0.78$ <sup>3,4</sup>	$6.7 \pm 0.5$
	Belle [981]	$7.20 \pm 0.66 \pm 0.30$	
	BaBar [982]	$6.4 \pm 1.0 \pm 0.6$	
$\mathcal{B}(B^0 \rightarrow K^*(892)^-K^+ + \text{c.c.})$	LHCb [976]	$< 0.38$ <sup>5</sup>	$< 0.4$
$\mathcal{B}(B^0 \rightarrow K^*(892)^0\bar{K}^0 + \text{c.c.})$ <sup>6</sup>	LHCb [973]	$< 1.0$ <sup>4</sup>	$< 0.99$
	BaBar [983]	$< 1.9$	$< 0.96$

<sup>1</sup> Multiple systematic uncertainties are added in quadrature.<sup>2</sup> Using  $\mathcal{B}(B^0 \rightarrow K^+\pi^-)$ .<sup>3</sup> Regions corresponding to  $D$ ,  $\Lambda_c^+$  and charmonium resonances are vetoed in this analysis.<sup>4</sup> Using  $\mathcal{B}(B^0 \rightarrow K^0\pi^+\pi^-)$ .<sup>5</sup> Using  $\mathcal{B}(B^0 \rightarrow K^*(892)^+\pi^-)$ .<sup>6</sup>  $0.75 < M(K\pi) < 1.20$  GeV/c<sup>2</sup>.

Table 198: Branching fractions of charmless mesonic  $B^0$  decays with strange mesons (part 8).

Parameter [ $10^{-6}$ ]	Measurements	Average <sup>HFLAV</sup> <sub>PDG</sub>
$\mathcal{B}(B^0 \rightarrow K^+ K^- \pi^0)$	Belle [984] $2.17 \pm 0.60 \pm 0.24$	$2.17 \pm 0.65$
$\mathcal{B}(B^0 \rightarrow K_S^0 K_S^0 \pi^0)$	BaBar [985] $< 0.9$	$< 0.9$
$\mathcal{B}(B^0 \rightarrow K_S^0 K_S^0 \eta)$	BaBar [985] $< 1.0$	$< 1.0$
$\mathcal{B}(B^0 \rightarrow K_S^0 K_S^0 \eta')$	BaBar [985] $< 2.0$	$< 2.0$
$\mathcal{B}(B^0 \rightarrow K^0 K^+ K^-)$	LHCb [974] $27.29 \pm 0.89 \pm 1.90$ <sup>1,2</sup>	$26.8 \pm 1.0$ $26.8 \pm 1.1$
	BaBar [262] $26.5 \pm 0.9 \pm 0.8$ <sup>3,4</sup>	
	Belle [908] $28.3 \pm 3.3 \pm 4.0$	
$\mathcal{B}(B^0 \rightarrow \phi(1020) K^0)$	BaBar [262] $7.1 \pm 0.6$ <sup>+0.4</sup> <sub>-0.3</sub> <sup>3</sup>	$7.25 \pm 0.60$ $7.32$ <sup>+0.69</sup> <sub>-0.63</sub>
	Belle II [931] $5.9 \pm 1.8 \pm 0.7$	
	Belle [935] $9.0$ <sup>+2.2</sup> <sub>-1.8</sub> $\pm 0.7$	
	LHCb [986] <sup>5</sup> , [987] <sup>6,7</sup>	
$\mathcal{B}(B^0 \rightarrow f_0(980) K^0) \times \mathcal{B}(f_0(980) \rightarrow K^+ K^-)$		
	BaBar [262] $7.0$ <sup>+2.6</sup> <sub>-1.8</sub> $\pm 2.4$ <sup>3</sup>	$7.0$ <sup>+3.5</sup> <sub>-3.0</sub>
$\mathcal{B}(B^0 \rightarrow f_0(1500) K^0)$	BaBar [262] $13.3$ <sup>+5.8</sup> <sub>-4.4</sub> $\pm 3.2$ <sup>3</sup>	$13.3$ <sup>+6.6</sup> <sub>-5.4</sub>
$\mathcal{B}(B^0 \rightarrow f_2'(1525) K^0)$	BaBar [262] $0.29$ <sup>+0.27</sup> <sub>-0.18</sub> $\pm 0.36$ <sup>3</sup>	$0.29$ <sup>+0.45</sup> <sub>-0.40</sub>
$\mathcal{B}(B^0 \rightarrow f_0(1710) K^0) \times \mathcal{B}(f_0(1710) \rightarrow K^+ K^-)$		
	BaBar [262] $4.4 \pm 0.7 \pm 0.5$ <sup>3</sup>	$4.4 \pm 0.9$
$\mathcal{B}(B^0 \rightarrow K^0 K^+ K^- (\text{NR}))$	BaBar [262] $33 \pm 5 \pm 9$ <sup>8</sup>	$33 \pm 10$

<sup>1</sup> Regions corresponding to  $D$ ,  $\Lambda_c^+$  and charmonium resonances are vetoed in this analysis.

<sup>2</sup> Using  $\mathcal{B}(B^0 \rightarrow K^0 \pi^+ \pi^-)$ .

<sup>3</sup> Result extracted from Dalitz-plot analysis of  $B^0 \rightarrow K_S^0 K^+ K^-$  decays.

<sup>4</sup> All charmonium resonances are vetoed, except for  $\chi_{c0}$ . The analysis also reports  $\mathcal{B}(B^0 \rightarrow K^0 K^+ K^-) = (25.4 \pm 0.9 \pm 0.8) \times 10^{-6}$  excluding  $\chi_{c0}$ .

<sup>5</sup> Measurement of  $(\mathcal{B}(\Lambda_b^0 \rightarrow \Lambda^0 \phi(1020))/\mathcal{B}(B^0 \rightarrow \phi(1020) K^0))(f_{\Lambda_b^0}/f_d)^2$  used in our fit.

<sup>6</sup> Multiple systematic uncertainties are added in quadrature.

<sup>7</sup> Measurement of  $\mathcal{B}(B_s^0 \rightarrow K^0 \bar{K}^0)/\mathcal{B}(B^0 \rightarrow \phi(1020) K^0)$  used in our fit.

<sup>8</sup> The nonresonant amplitude is modelled using a polynomial function including S-wave and P-wave terms.



Table 199: Branching fractions of charmless mesonic  $B^0$  decays with strange mesons (part 9).

Parameter [ $10^{-6}$ ]	Measurements	Average <sup>HFLAV</sup> <sub>PDG</sub>
$\mathcal{B}(B^0 \rightarrow K_S^0 K_S^0 K_S^0)^1$	BaBar [383] $6.19 \pm 0.48 \pm 0.19$ <sup>2,3</sup> Belle [908] $4.2^{+1.6}_{-1.3} \pm 0.8$	$6.04 \pm 0.50$ $6.04^{+0.53}_{-0.52}$
$\mathcal{B}(B^0 \rightarrow f_0(980) K_S^0) \times \mathcal{B}(f_0(980) \rightarrow K_S^0 K_S^0)$	BaBar [383] $2.7^{+1.3}_{-1.2} \pm 1.3$ <sup>2,3</sup>	$2.7 \pm 1.8$
$\mathcal{B}(B^0 \rightarrow f_0(1710) K_S^0) \times \mathcal{B}(f_0(1710) \rightarrow K_S^0 K_S^0)$	BaBar [383] $0.50^{+0.46}_{-0.24} \pm 0.11$ <sup>2,3</sup>	$0.50^{+0.47}_{-0.26}$
$\mathcal{B}(B^0 \rightarrow f_2(2010) K_S^0) \times \mathcal{B}(f_2(2010) \rightarrow K_S^0 K_S^0)$	BaBar [383] $0.54^{+0.21}_{-0.20} \pm 0.52$ <sup>2,3</sup>	$0.54 \pm 0.56$
$\mathcal{B}(B^0 \rightarrow K_S^0 K_S^0 K_S^0(\text{NR}))$	BaBar [383] $13.3^{+2.2}_{-2.3} \pm 0.6$ <sup>4,3</sup>	$13.3 \pm 2.3$ $13.3^{+3.1}_{-3.2}$
$\mathcal{B}(B^0 \rightarrow K_S^0 K_S^0 K_L^0)$	BaBar [988] $< 16$ <sup>5</sup>	$< 16$
$\mathcal{B}(B^0 \rightarrow K^*(892)^0 K^+ K^-)$	BaBar [979] $27.5 \pm 1.3 \pm 2.2$	$27.5 \pm 2.6$
$\mathcal{B}(B^0 \rightarrow \phi(1020) K^*(892)^0)$	BaBar [388] $9.7 \pm 0.5 \pm 0.5$ Belle [989] $10.4 \pm 0.5 \pm 0.6$ Belle II [931] $11.0 \pm 2.1 \pm 1.1$ CLEO [933] $11.5^{+4.5+1.8}_{-3.7-1.7}$ LHCb [990] <sup>3,6</sup> , [991] <sup>3,7</sup> , [992] <sup>3,8</sup> , [417] <sup>9</sup>	$10.11 \pm 0.48$ $10.04 \pm 0.52$
$\mathcal{B}(B^0 \rightarrow K^+ \pi^- \pi^+ K^- (\text{NR}))$	Belle [993] $< 71.7$ <sup>10</sup>	$< 72$
$\mathcal{B}(B^0 \rightarrow K^*(892)^0 \pi^+ K^-)$	BaBar [979] $4.6 \pm 1.1 \pm 0.8$ Belle [993] $2.11^{+5.63+4.85}_{-5.26-4.75}$ <sup>10</sup>	$4.5 \pm 1.3$
$\mathcal{B}(B^0 \rightarrow K^*(892)^0 \bar{K}^*(892)^0)^1$	LHCb [994] $0.834 \pm 0.063 \pm 0.158$ <sup>3,11</sup> Belle [993] $0.26^{+0.33+0.10}_{-0.29-0.08}$ BaBar [995] $1.28^{+0.35}_{-0.30} \pm 0.11$	$0.83 \pm 0.16$ $0.83^{+0.25}_{-0.23}$

<sup>1</sup> The PDG uncertainty includes a scale factor.

<sup>2</sup> Result extracted from Dalitz-plot analysis of  $B^0 \rightarrow K_S^0 K_S^0 K_S^0$  decays.

<sup>3</sup> Multiple systematic uncertainties are added in quadrature.

<sup>4</sup> The nonresonant amplitude is modelled using an exponential function.

<sup>5</sup>  $0.75 < M(K\pi) < 1.20$  GeV/c<sup>2</sup>.

<sup>6</sup> Measurement of  $\mathcal{B}(B_s^0 \rightarrow \phi(1020) \bar{K}^*(892)^0) / \mathcal{B}(B^0 \rightarrow \phi(1020) K^*(892)^0)$  used in our fit.

<sup>7</sup> Measurement of  $\mathcal{B}(B_s^0 \rightarrow \phi(1020) \phi(1020)) / \mathcal{B}(B^0 \rightarrow \phi(1020) K^*(892)^0)$  used in our fit.

<sup>8</sup> Measurement of  $\mathcal{B}(B_s^0 \rightarrow K^*(892)^0 \bar{K}^*(892)^0) / \mathcal{B}(B^0 \rightarrow \phi(1020) K^*(892)^0)$  used in our fit.

<sup>9</sup> Measurement of  $\mathcal{B}(B^0 \rightarrow \rho^0(770) \rho^0(770)) / \mathcal{B}(B^0 \rightarrow \phi(1020) K^*(892)^0)$  used in our fit.

<sup>10</sup>  $0.70 < M(K\pi) < 1.70$  GeV/c<sup>2</sup>.

<sup>11</sup> Using  $\mathcal{B}(B_s^0 \rightarrow K^*(892)^0 \bar{K}^*(892)^0)$ .

Table 200: Branching fractions of charmless mesonic  $B^0$  decays with strange mesons (part 10).

Parameter [ $10^{-6}$ ]	Measurements	Average <sup>HFLAV</sup> <sub>PDG</sub>
$\mathcal{B}(B^0 \rightarrow K^+\pi^-K^+\pi^-(\text{NR}))$	Belle [993] $< 6.0$ <sup>1</sup>	$< 6.0$
$\mathcal{B}(B^0 \rightarrow K^*(892)^0K^+\pi^-)$	BaBar [979] $< 2.2$ Belle [993] $< 7.6$ <sup>1</sup>	$< 2.2$
$\mathcal{B}(B^0 \rightarrow K^*(892)^0K^*(892)^0)$	Belle [993] $< 0.20$ BaBar [995] $< 0.41$	$< 0.2$
$\mathcal{B}(B^0 \rightarrow K^*(892)^+K^*(892)^-)$	BaBar [996] $< 2.0$	$< 2.0$
$\mathcal{B}(B^0 \rightarrow K_1(1400)^0\phi(1020))$	ARGUS [916] $< 5000$	$< 5000$
$\mathcal{B}(B^0 \rightarrow (K\pi)_0^{*0}\phi(1020))$	Belle [989] $4.3 \pm 0.4 \pm 0.4$ BaBar [388] $4.3 \pm 0.6 \pm 0.4$	$4.30 \pm 0.45$
$\mathcal{B}(B^0 \rightarrow (K\pi)_0^{*0}\phi), 1.60 < M_{K\pi} < 2.15 \text{ GeV}/c^2$ .	BaBar [997] $< 1.7$	$< 1.7$
$\mathcal{B}(B^0 \rightarrow K_0^*(1430)^0\pi^+K^-)$	Belle [993] $< 31.8$ <sup>1</sup>	$< 32$
$\mathcal{B}(B^0 \rightarrow K_0^*(1430)^0\bar{K}^*(892)^0)$	Belle [993] $< 3.3$	$< 3.3$
$\mathcal{B}(B^0 \rightarrow K_0^*(1430)^0\bar{K}_0^*(1430)^0)$	Belle [993] $< 8.4$	$< 8.4$
$\mathcal{B}(B^0 \rightarrow \phi(1020)K_0^*(1430)^0)$	BaBar [388] $3.9 \pm 0.5 \pm 0.6$	$3.90 \pm 0.78$
$\mathcal{B}(B^0 \rightarrow K_0^*(1430)^0K^*(892)^0)$	Belle [993] $< 1.7$	$< 1.7$
$\mathcal{B}(B^0 \rightarrow K_0^*(1430)^0K_0^*(1430)^0)$	Belle [993] $< 4.7$	$< 4.7$
$\mathcal{B}(B^0 \rightarrow \phi(1020)K^*(1680)^0)$	BaBar [997] $< 3.5$	$< 3.5$
$\mathcal{B}(B^0 \rightarrow \phi(1020)K_3^*(1780)^0)$	BaBar [997] $< 2.7$	$< 2.7$
$\mathcal{B}(B^0 \rightarrow \phi(1020)K_4^*(2045)^0)$	BaBar [997] $< 15.3$	$< 15$
$\mathcal{B}(B^0 \rightarrow \rho^0(770)K_2^*(1430)^0)$	ARGUS [916] $< 1100$	$< 1100$
$\mathcal{B}(B^0 \rightarrow \phi(1020)K_2^*(1430)^0)^2$	Belle [989] $5.5^{+0.9}_{-0.7} \pm 1.0$ BaBar [388] $7.5 \pm 0.9 \pm 0.5$	$6.8 \pm 0.8$ $6.8^{+1.0}_{-0.9}$
$\mathcal{B}(B^0 \rightarrow \phi(1020)\phi(1020)K^0)$	BaBar [938] $4.5 \pm 0.8 \pm 0.3$ <sup>3</sup>	$4.5 \pm 0.9$
$\mathcal{B}(B^0 \rightarrow \eta'\eta'K^0)$	BaBar [940] $< 31.0$	$< 31$

<sup>1</sup>  $0.70 < M(K\pi) < 1.70 \text{ GeV}/c^2$ .

<sup>2</sup> The PDG uncertainty includes a scale factor.

<sup>3</sup> Measured in the  $\phi\phi$  invariant mass range below the  $\eta_c$  resonance ( $M_{\phi\phi} < 2.85 \text{ GeV}/c^2$ ).

Table 201: Branching fractions of charmless mesonic  $B^0$  decays without strange mesons (part 1).

Parameter [ $10^{-6}$ ]	Measurements	Average <sup>HFLAV</sup> <sub>PDG</sub>
$\mathcal{B}(B^0 \rightarrow \pi^+\pi^-)$	LHCb [962]	$5.10 \pm 0.18 \pm 0.35$ <sup>1</sup>
	Belle [881]	$5.04 \pm 0.21 \pm 0.18$
	CDF [961]	$5.04 \pm 0.33 \pm 0.33$ <sup>1</sup>
	BaBar [958]	$5.5 \pm 0.4 \pm 0.3$
	Belle II [882]	$5.8 \pm 0.7 \pm 0.3$
	CLEO [883]	$4.5^{+1.4+0.5}_{-1.2-0.4}$
$\mathcal{B}(B^0 \rightarrow \pi^0\pi^0)^2$	Belle [433]	$1.31 \pm 0.19 \pm 0.19$
	BaBar [421]	$1.83 \pm 0.21 \pm 0.13$
$\mathcal{B}(B^0 \rightarrow \eta\pi^0)$	Belle [998]	$0.41^{+0.17+0.05}_{-0.15-0.07}$
	BaBar [953]	$< 1.5$
	CLEO [891]	$< 2.9$
$\mathcal{B}(B^0 \rightarrow \eta\eta)$	BaBar [887]	$< 1.0$
$\mathcal{B}(B^0 \rightarrow \eta'\pi^0)^2$	BaBar [953]	$0.9 \pm 0.4 \pm 0.1$
	Belle [888]	$2.79^{+1.02+0.25}_{-0.96-0.34}$
$\mathcal{B}(B^0 \rightarrow \eta'\eta')$	BaBar [887]	$< 1.7$
	Belle [894]	$< 6.5$
$\mathcal{B}(B^0 \rightarrow \eta'\eta)$	BaBar [953]	$< 1.2$
	Belle [894]	$< 4.5$
$\mathcal{B}(B^0 \rightarrow \eta'\rho^0(770))$	Belle [894]	$< 1.3$
	BaBar [893]	$< 2.8$
$\mathcal{B}(B^0 \rightarrow f_0(980)\eta') \times \mathcal{B}(f_0(980) \rightarrow \pi^+\pi^-)$	BaBar [893]	$< 0.9$
$\mathcal{B}(B^0 \rightarrow \eta\rho^0(770))$	BaBar [967]	$< 1.5$
	Belle [897]	$< 1.9$
$\mathcal{B}(B^0 \rightarrow f_0(980)\eta) \times \mathcal{B}(f_0(980) \rightarrow \pi^+\pi^-)$	BaBar [967]	$< 0.4$
$\mathcal{B}(B^0 \rightarrow \omega(782)\eta)$	BaBar [887]	$0.94^{+0.35}_{-0.30} \pm 0.09$
		$0.94^{+0.36}_{-0.31}$

<sup>1</sup> Using  $\mathcal{B}(B^0 \rightarrow K^+\pi^-)$ .

<sup>2</sup> The PDG uncertainty includes a scale factor.

Table 202: Branching fractions of charmless mesonic  $B^0$  decays without strange mesons (part 2).

Parameter [10 <sup>-6</sup> ]	Measurements	Average <sup>HFLAV</sup> <sub>PDG</sub>
$\mathcal{B}(B^0 \rightarrow \omega(782)\eta')$	BaBar [887] $1.01^{+0.46}_{-0.38} \pm 0.09$ Belle [894] $< 2.2$	$1.01^{+0.47}_{-0.39}$
$\mathcal{B}(B^0 \rightarrow \omega(782)\rho^0(770))$	BaBar [901] $< 1.6$	$< 1.6$
$\mathcal{B}(B^0 \rightarrow f_0(980)\omega(782)) \times \mathcal{B}(f_0(980) \rightarrow \pi^+\pi^-)$	BaBar [901] $< 1.5$	$< 1.5$
$\mathcal{B}(B^0 \rightarrow \omega(782)\omega(782))$	BaBar [999] $1.2 \pm 0.3^{+0.3}_{-0.2}$	$1.2 \pm 0.4$
$\mathcal{B}(B^0 \rightarrow \phi(1020)\pi^0)$	Belle [955] $< 0.15$ BaBar [954] $< 0.28$	$< 0.15$
$\mathcal{B}(B^0 \rightarrow \phi(1020)\eta)$	BaBar [887] $< 0.5$	$< 0.5$
$\mathcal{B}(B^0 \rightarrow \phi(1020)\eta')$	Belle [894] $< 0.5$ BaBar [887] $< 1.1$	$< 0.5$
$\mathcal{B}(B^0 \rightarrow \phi(1020)\pi^+\pi^-)$	LHCb [1000] $0.182 \pm 0.025 \pm 0.043^{1,2}$	$0.182 \pm 0.050$
$\mathcal{B}(B^0 \rightarrow \phi(1020)\rho^0(770))$	BaBar [956] $< 0.33$	$< 0.33$
$\mathcal{B}(B^0 \rightarrow f_0(980)\phi(1020)) \times \mathcal{B}(f_0(980) \rightarrow \pi^+\pi^-)$	BaBar [956] $< 0.38$	$< 0.38$
$\mathcal{B}(B^0 \rightarrow \omega(782)\phi(1020))$	BaBar [999] $< 0.7$	$< 0.7$
$\mathcal{B}(B^0 \rightarrow \phi(1020)\phi(1020))$	LHCb [1001] $< 0.027$ BaBar [956] $< 0.2$	$< 0.027$
$\mathcal{B}(B^0 \rightarrow a_0(980)^+\pi^- + \text{c.c.}) \times \mathcal{B}(a_0(980)^+ \rightarrow \eta\pi^+)$	BaBar [967] $< 3.1$	$< 3.1$
$\mathcal{B}(B^0 \rightarrow a_0(1450)^+\pi^- + \text{c.c.}) \times \mathcal{B}(a_0(1450)^+ \rightarrow \eta\pi^+)$	BaBar [967] $< 2.3$	$< 2.3$
$\mathcal{B}(B^0 \rightarrow \pi^+\pi^-\pi^0)$	ARGUS [947] $< 720$	$< 720$
$\mathcal{B}(B^0 \rightarrow \rho^0(770)\pi^0)$	Belle [275] $3.0 \pm 0.5 \pm 0.7^3$ BaBar [1002] $1.4 \pm 0.6 \pm 0.3$ CLEO [900] $1.6^{+2.0}_{-1.4} \pm 0.8$	$2.0 \pm 0.5$
$\mathcal{B}(B^0 \rightarrow \rho^+(770)\pi^-\pi^0 + \text{c.c.})$	Belle [275] $22.6 \pm 1.1 \pm 4.4^3$ BaBar [279] $22.6 \pm 1.8 \pm 2.2$ CLEO [900] $27.6^{+8.4}_{-7.4} \pm 4.2$	$23.0 \pm 2.3$
$\mathcal{B}(B^0 \rightarrow \pi^+\pi^-\pi^+\pi^-)$	Belle [416] $< 11.2^4$ BaBar [415] $< 23.1^5$	$< 11$

<sup>1</sup>  $400 < M(\pi^+\pi^-) < 1600 \text{ MeV}/c^2$ .

<sup>2</sup> Multiple systematic uncertainties are added in quadrature.

<sup>3</sup> Result extracted from Dalitz-plot analysis of  $B^0 \rightarrow \pi^+\pi^-\pi^0$  decays.

<sup>4</sup>  $0.52 < m_{\pi^+\pi^-} < 1.15 \text{ GeV}/c^2$ .

<sup>5</sup>  $0.55 < m_{\pi^+\pi^-} < 1.050 \text{ GeV}/c^2$ .

Table 203: Branching fractions of charmless mesonic  $B^0$  decays without strange mesons (part 3).

Parameter [ $10^{-6}$ ]	Measurements	Average <sup>HFLAV</sup> <sub>PDG</sub>
$\mathcal{B}(B^0 \rightarrow \rho^0(770)\pi^+\pi^-)$	BaBar [415] $< 8.8$ <sup>1</sup> Belle [416] $< 12.0$ <sup>2</sup>	$< 8.8$
$\mathcal{B}(B^0 \rightarrow \rho^0(770)\rho^0(770))$	LHCb [417] $0.95 \pm 0.17 \pm 0.10$ <sup>3</sup> Belle [416] $1.02 \pm 0.30 \pm 0.15$ BaBar [415] $0.92 \pm 0.32 \pm 0.14$	$0.96 \pm 0.15$
$\mathcal{B}(B^0 \rightarrow f_0(980)\pi^+\pi^-) \times \mathcal{B}(f_0(980) \rightarrow \pi^+\pi^-)$	Belle [416] $< 3.0$ <sup>2</sup>	$< 3.0$
$\mathcal{B}(B^0 \rightarrow f_0(980)\rho^0(770)) \times \mathcal{B}(f_0(980) \rightarrow \pi^+\pi^-)$	Belle [416] $0.78 \pm 0.22 \pm 0.11$ BaBar [415] $< 0.40$	$0.78 \pm 0.25$
$\mathcal{B}(B^0 \rightarrow f_0(980)f_0(980)) \times \mathcal{B}(f_0(980) \rightarrow \pi^+\pi^-) \times \mathcal{B}(f_0(980) \rightarrow \pi^+\pi^-)$	BaBar [415] $< 0.19$ Belle [416] $< 0.2$	$< 0.19$
$\mathcal{B}(B^0 \rightarrow f_0(980)f_0(980)) \times \mathcal{B}(f_0(980) \rightarrow \pi^+\pi^-) \times \mathcal{B}(f_0(980) \rightarrow K^+K^-)$	BaBar [956] $< 0.23$	$< 0.23$
$\mathcal{B}(B^0 \rightarrow a_1(1260)^+\pi^- + \text{c.c.})$ <sup>4</sup>	Belle [419] $22.2 \pm 2.0 \pm 2.8$ BaBar [1003] $33.2 \pm 3.8 \pm 3.0$	$25.9 \pm 2.8$ $25.9 \pm 5.2$
$\mathcal{B}(B^0 \rightarrow a_2(1320)^+\pi^- + \text{c.c.})$	Belle [419] $< 6.3$	$< 6.3$
$\mathcal{B}(B^0 \rightarrow \pi^+\pi^-\pi^0\pi^0)$	ARGUS [947] $< 3100$	$< 3100$
$\mathcal{B}(B^0 \rightarrow \rho^+(770)\rho^-(770))$	Belle [414] $28.3 \pm 1.5 \pm 1.5$ BaBar [413] $25.5 \pm 2.1^{+3.6}_{-3.9}$	$27.7 \pm 1.9$
$\mathcal{B}(B^0 \rightarrow a_1(1260)^0\pi^0)$	ARGUS [947] $< 1100$	$< 1100$
$\mathcal{B}(B^0 \rightarrow \omega(782)\pi^0)$	BaBar [953] $< 0.5$ Belle [952] $< 2.0$	$< 0.5$
$\mathcal{B}(B^0 \rightarrow \pi^+\pi^+\pi^-\pi^-\pi^0)$	ARGUS [947] $< 9000$	$< 9000$
$\mathcal{B}(B^0 \rightarrow a_1(1260)^+\rho^-(770) + \text{c.c.})$	BaBar [1004] $< 61.0$	$< 61$
$\mathcal{B}(B^0 \rightarrow a_1(1260)^0\rho^0(770))$	ARGUS [947] $< 2400$	$< 2400$

<sup>1</sup>  $0.55 < m_{\pi^+\pi^-} < 1.050 \text{ GeV}/c^2$ .

<sup>2</sup>  $0.52 < m_{\pi^+\pi^-} < 1.15 \text{ GeV}/c^2$ .

<sup>3</sup> Using  $\mathcal{B}(B^0 \rightarrow \phi(1020)K^*(892)^0)$ .

<sup>4</sup> The PDG uncertainty includes a scale factor.

Table 204: Branching fractions of charmless mesonic  $B^0$  decays without strange mesons (part 4).

Parameter [ $10^{-6}$ ]	Measurements	Average <sup>HFLAV</sup> <sub>PDG</sub>
$\mathcal{B}(B^0 \rightarrow b_1(1235)^+ \pi^- + \text{c.c.}) \times \mathcal{B}(b_1(1235)^+ \rightarrow \omega(782) \pi^+)$	BaBar [918] $10.9 \pm 1.2 \pm 0.9$	$10.9 \pm 1.5$
$\mathcal{B}(B^0 \rightarrow b_1(1235)^0 \pi^0) \times \mathcal{B}(b_1(1235)^0 \rightarrow \omega(782) \pi^0)$	BaBar [917] $< 1.9$	$< 1.9$
$\mathcal{B}(B^0 \rightarrow b_1(1235)^- \rho^+(770)) \times \mathcal{B}(b_1(1235)^- \rightarrow \omega(782) \pi^-)$	BaBar [919] $< 1.4$	$< 1.4$
$\mathcal{B}(B^0 \rightarrow b_1(1235)^0 \rho^0(770)) \times \mathcal{B}(b_1(1235)^0 \rightarrow \omega(782) \pi^0)$	BaBar [919] $< 3.4$	$< 3.4$
$\mathcal{B}(B^0 \rightarrow \pi^+ \pi^+ \pi^+ \pi^- \pi^- \pi^-)$	ARGUS [947] $< 3000$	$< 3000$
$\mathcal{B}(B^0 \rightarrow a_1(1260)^+ a_1(1260)^-) \times \mathcal{B}(a_1(1260)^+ \rightarrow \pi^+ \pi^+ \pi^-) \times \mathcal{B}(a_1(1260)^- \rightarrow \pi^- \pi^- \pi^+)$	BaBar [1005] $11.8 \pm 2.6 \pm 1.6$	$11.8 \pm 3.1$
$\mathcal{B}(B^0 \rightarrow \pi^+ \pi^+ \pi^+ \pi^- \pi^- \pi^- \pi^0)$	ARGUS [947] $< 11000$	$< 11000$

Table 205: Relative branching fractions of charmless mesonic  $B^+$  decays.

Parameter	Measurements	Average
$\frac{\mathcal{B}(B^+ \rightarrow K^+ K^- \pi^+)}{\mathcal{B}(B^+ \rightarrow K^+ K^+ K^-)}$	LHCb [905] $0.151 \pm 0.004 \pm 0.008$	$0.151 \pm 0.009$
$\frac{\mathcal{B}(B^+ \rightarrow K^+ \pi^+ \pi^-)}{\mathcal{B}(B^+ \rightarrow K^+ K^+ K^-)}$	LHCb [905] $1.703 \pm 0.011 \pm 0.022$	$1.703 \pm 0.025$
$\frac{\mathcal{B}(B^+ \rightarrow \pi^+ \pi^+ \pi^-)}{\mathcal{B}(B^+ \rightarrow K^+ K^+ K^-)}$	LHCb [905] $0.488 \pm 0.005 \pm 0.009$	$0.488 \pm 0.010$

Table 206: Relative branching fractions of charmless mesonic  $B^0$  decays.

Parameter	Measurements		Average
$\frac{\mathcal{B}(B^0 \rightarrow K^+ K^-)}{\mathcal{B}(B^0 \rightarrow K^+ \pi^-)} [10^{-3}]$	LHCb [963]	$3.98 \pm 0.65 \pm 0.42$	$4.07 \pm 0.77$
	CDF [960]	$12 \pm 5 \pm 5$	
$\frac{\mathcal{B}(B^0 \rightarrow K^*(892)^+ K^- + \text{c.c.})}{\mathcal{B}(B^0 \rightarrow K^*(892)^+ \pi^-)} [10^{-2}]$	LHCb [976]	$< 5$	$< 5.0$
$\frac{\mathcal{B}(B^0 \rightarrow K_S^0 K^*(892)^0 + \text{c.c.})}{\mathcal{B}(B^0 \rightarrow K_S^0 \pi^+ \pi^-)} [10^{-2}]$	LHCb [973]	$< 2$	$< 2.0$
$\frac{\mathcal{B}(B^0 \rightarrow \pi^+ \pi^-)}{\mathcal{B}(B^0 \rightarrow K^+ \pi^-)}$	LHCb [962]	$0.262 \pm 0.009 \pm 0.017$	$0.261 \pm 0.015$
	CDF [961]	$0.259 \pm 0.017 \pm 0.016$	
$\frac{\mathcal{B}(B^0 \rightarrow K^0 K^+ \pi^- + \text{c.c.})}{\mathcal{B}(B^0 \rightarrow K^0 \pi^+ \pi^-)}$	LHCb [974]	$0.123 \pm 0.009 \pm 0.015^1$	$0.123 \pm 0.017$
$\frac{\mathcal{B}(B^0 \rightarrow K^0 K^+ K^-)}{\mathcal{B}(B^0 \rightarrow K^0 \pi^+ \pi^-)}$	LHCb [974]	$0.549 \pm 0.018 \pm 0.033^1$	$0.549 \pm 0.038$
$\frac{\mathcal{B}(B^0 \rightarrow K^*(892)^0 \bar{K}^*(892)^0)}{\mathcal{B}(B_s^0 \rightarrow K^*(892)^0 \bar{K}^*(892)^0)} [10^{-2}]$	LHCb [994]	$7.58 \pm 0.57 \pm 0.30^2$	$7.58 \pm 0.64$
$\frac{f_s}{f_d} \frac{\mathcal{B}(B^0 \rightarrow K^+ K^-)}{\mathcal{B}(B_s^0 \rightarrow K^+ K^-)} [10^{-2}]$	LHCb [962]	$1.8^{+0.8}_{-0.7} \pm 0.9$	$1.8 \pm 1.2$
$\frac{\mathcal{B}(B^0 \rightarrow \rho^0(770) \rho^0(770))}{\mathcal{B}(B^0 \rightarrow \phi(1020) K^*(892)^0)} [10^{-2}]$	LHCb [417]	$9.4 \pm 1.7 \pm 0.9$	$9.4 \pm 1.9$
$\frac{\mathcal{B}(B^0 \rightarrow K^0 \bar{K}^0)}{\mathcal{B}(B_s^0 \rightarrow K^0 \bar{K}^0)} [10^{-2}]$	LHCb [987]	$7.5 \pm 3.1 \pm 0.6^2$	$7.5 \pm 3.2$
$\frac{\mathcal{B}(B^0 \rightarrow K^0 \bar{K}^0)}{\mathcal{B}(B^0 \rightarrow \phi(1020) K^0)}$	LHCb [987]	$0.17 \pm 0.08 \pm 0.02$	$0.17 \pm 0.08$
$\frac{\mathcal{B}(B^0 \rightarrow \pi^+ \pi^- \mu^+ \mu^-)}{\mathcal{B}(B^0 \rightarrow J/\psi K^{*0}) \times \mathcal{B}(J/\psi \rightarrow \mu^+ \mu^-) \times \mathcal{B}(K^{*0} \rightarrow K^+ \pi^-)} [10^{-4}]$	LHCb [1006]	$4.1 \pm 1.0 \pm 0.3^{3,4}$	$4.1 \pm 1.0$

<sup>1</sup> Regions corresponding to  $D$ ,  $\Lambda_c^+$  and charmonium resonances are vetoed in this analysis.<sup>2</sup> Multiple systematic uncertainties are added in quadrature.<sup>3</sup> The mass windows corresponding to  $\phi$  and charmonium resonances decaying to  $\mu\mu$  are vetoed.<sup>4</sup>  $0.5 < m_{\pi^+ \pi^-} < 1.3 \text{ GeV}/c^2$ .

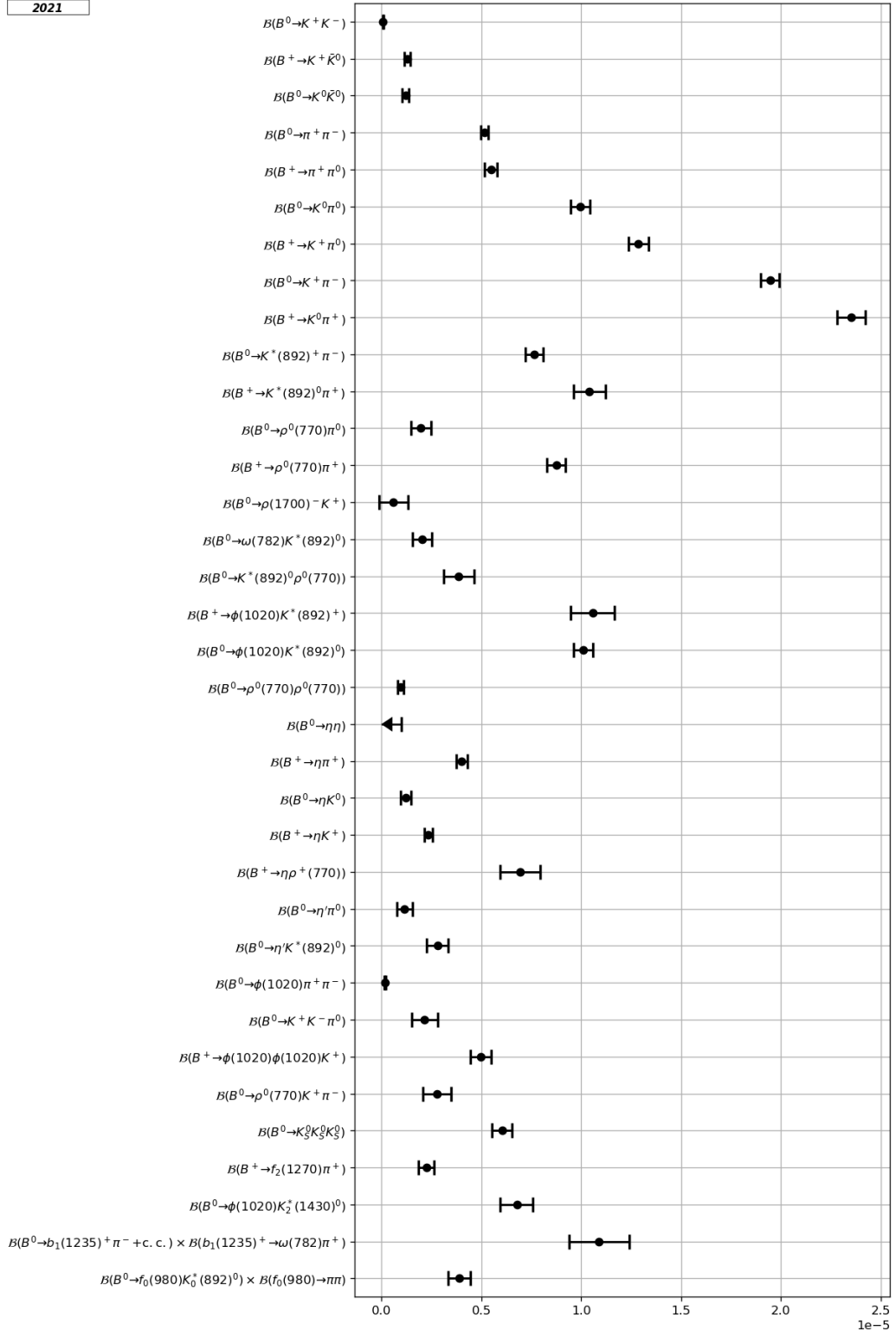


Figure 69: A selection of high-precision charmless mesonic  $B$  meson branching fraction measurements.



## 9.2 Baryonic decays of $B^+$ and $B^0$ mesons

This section provides branching fractions of charmless baryonic decays of  $B^+$  and  $B^0$  mesons in Tables 207-208 and 209-210, respectively. Relative branching fractions are given in Table 211. Figures 70 and 71 show graphic representations of a selection of results given in this section.

Table 207: Branching fractions of charmless baryonic  $B^+$  decays (part 1).

Parameter [ $10^{-6}$ ]	Measurements	Average <sup>HFLAV</sup> <sub>PDG</sub>
$\mathcal{B}(B^+ \rightarrow p\bar{p}\pi^+)$	Belle [1007]	$1.60^{+0.22}_{-0.19} \pm 0.12$ <sup>1</sup>
	BaBar [720]	$1.69 \pm 0.29 \pm 0.26$ <sup>2</sup>
$\mathcal{B}(B^+ \rightarrow p\bar{p}\pi^+), m_{p\bar{p}} < 2.85 \text{ GeV}/c^2$	LHCb [1008] <sup>3</sup>	$1.00 \pm 0.11$ none
$\mathcal{B}(B^+ \rightarrow p\bar{p}\pi^+(\text{NR}))$	CLEO [909]	$< 53$
$\mathcal{B}(B^+ \rightarrow p\bar{p}\pi^+\pi^0)$	Belle [1009]	$4.58 \pm 1.17 \pm 0.67$ <sup>4</sup>
$\mathcal{B}(B^+ \rightarrow p\bar{p}\pi^+\pi^+\pi^-)$	ARGUS [1010]	$< 520$
$\mathcal{B}(B^+ \rightarrow p\bar{p}K^+)^5$	Belle [1007]	$5.54^{+0.27}_{-0.25} \pm 0.36$ <sup>1</sup>
	BaBar [799]	$6.7 \pm 0.5 \pm 0.4$ <sup>2</sup>
$\mathcal{B}(B^+ \rightarrow p\bar{p}K^+), m_{p\bar{p}} < 2.85 \text{ GeV}/c^2$	LHCb [807] <sup>6</sup>	$4.37^{+0.30}_{-0.29}$ none
$\mathcal{B}(B^+ \rightarrow \Theta^{++}(1710)\bar{p}) \times \mathcal{B}(\Theta^{++}(1710) \rightarrow pK^+)^7$	Belle [927]	$< 0.091$
$\mathcal{B}(B^+ \rightarrow f_J(2220)K^+) \times \mathcal{B}(f_J(2220) \rightarrow p\bar{p})$	Belle [927]	$< 0.41$
$\mathcal{B}(B^+ \rightarrow p\bar{\Lambda}(1520))$	BaBar [799]	$< 1.5$
	LHCb [1008] <sup>8</sup>	$0.305^{+0.084}_{-0.081}$ $0.315 \pm 0.055$
$\mathcal{B}(B^+ \rightarrow p\bar{p}K^+(\text{NR}))$	CLEO [909]	$< 89$

<sup>1</sup> The charmonium mass regions are vetoed.

<sup>2</sup> Charmonium decays to  $p\bar{p}$  have been statistically subtracted.

<sup>3</sup> Measurement of  $\mathcal{B}(B^+ \rightarrow p\bar{p}\pi^+), m_{p\bar{p}} < 2.85 \text{ GeV}/c^2 / (\mathcal{B}(B^+ \rightarrow J/\psi\pi^+)\mathcal{B}(J/\psi \rightarrow p\bar{p}))$  used in our fit.

<sup>4</sup>  $m_{\pi^+\pi^0} < 1.3 \text{ GeV}/c^2$ .

<sup>5</sup> The PDG uncertainty includes a scale factor.

<sup>6</sup> Measurement of  $\mathcal{B}(B^+ \rightarrow p\bar{p}K^+), m_{p\bar{p}} < 2.85 \text{ GeV}/c^2 / (\mathcal{B}(B^+ \rightarrow J/\psi K^+)\mathcal{B}(J/\psi \rightarrow p\bar{p}))$  used in our fit.

<sup>7</sup> Pentaquark candidate.

<sup>8</sup> Measurement of  $(\mathcal{B}(B^+ \rightarrow p\bar{\Lambda}(1520))\mathcal{B}(\bar{\Lambda}(1520) \rightarrow K^+p)) / (\mathcal{B}(B^+ \rightarrow J/\psi K^+)\mathcal{B}(J/\psi \rightarrow p\bar{p}))$  used in our fit.

Table 208: Branching fractions of charmless baryonic  $B^+$  decays (part 2).

Parameter [ $10^{-6}$ ]	Measurements	Average <sup>HFLAV</sup> <sub>PDG</sub>
$\mathcal{B}(B^+ \rightarrow p\bar{p}K^*(892)^+)$	Belle [1011] $3.38^{+0.73}_{-0.60} \pm 0.39$ <sup>1</sup> BaBar [720] $5.3 \pm 1.5 \pm 1.3$ <sup>2</sup>	$3.6^{+0.8}_{-0.7}$
$\mathcal{B}(B^+ \rightarrow f_J(2220)K^*(892)^+) \times \mathcal{B}(f_J(2220) \rightarrow p\bar{p})$	BaBar [720] $< 0.77$	$< 0.77$
$\mathcal{B}(B^+ \rightarrow p\bar{\Lambda}^0)$	LHCb [1012] $0.24^{+0.10}_{-0.08} \pm 0.03$ Belle [1013] $< 0.32$	$0.24^{+0.10}_{-0.09}$
$\mathcal{B}(B^+ \rightarrow p\bar{\Lambda}^0\pi^0)$	Belle [1014] $3.00^{+0.61}_{-0.53} \pm 0.33$	$3.00^{+0.69}_{-0.62}$
$\mathcal{B}(B^+ \rightarrow p\bar{\Sigma}(1385)^0)$	Belle [1014] $< 0.47$	$< 0.47$
$\mathcal{B}(B^+ \rightarrow \Delta(1232)^+\bar{\Lambda}^0)$	Belle [1014] $< 0.82$	$< 0.82$
$\mathcal{B}(B^+ \rightarrow p\bar{\Lambda}^0\pi^+\pi^-)$	Belle [1015] $11.28^{+0.91}_{-0.72} \pm 1.03$	$11.3 \pm 1.3$ $11.3^{+1.4}_{-1.3}$
$\mathcal{B}(B^+ \rightarrow p\bar{\Lambda}^0\pi^+\pi^-(\text{NR}))$	Belle [1015] $5.92^{+0.88}_{-0.84} \pm 0.69$	$5.9 \pm 1.1$
$\mathcal{B}(B^+ \rightarrow p\bar{\Lambda}^0\rho^0(770)) \times \mathcal{B}(\rho^0(770) \rightarrow \pi^+\pi^-)$	Belle [1015] $4.78^{+0.67}_{-0.64} \pm 0.60$	$4.8 \pm 0.9$
$\mathcal{B}(B^+ \rightarrow p\bar{\Lambda}^0f_2(1270)) \times \mathcal{B}(f_2(1270) \rightarrow \pi^+\pi^-)$	Belle [1015] $2.03^{+0.77}_{-0.72} \pm 0.27$	$2.0 \pm 0.8$
$\mathcal{B}(B^+ \rightarrow p\bar{\Lambda}^0K^+K^-)$	Belle [1016] $4.10^{+0.45}_{-0.43} \pm 0.50$	$4.1 \pm 0.7$
$\mathcal{B}(B^+ \rightarrow p\bar{\Lambda}^0\phi(1020))$	Belle [1016] $0.795 \pm 0.209 \pm 0.077$	$0.80 \pm 0.22$
$\mathcal{B}(B^+ \rightarrow \bar{p}\Lambda^0K^+K^-)$	Belle [1016] $3.70^{+0.39}_{-0.37} \pm 0.44$	$3.7 \pm 0.6$
$\mathcal{B}(B^+ \rightarrow \Lambda^0\bar{\Lambda}^0\pi^+)$	Belle [684] $< 0.94$ <sup>3,4</sup>	$< 0.94$
$\mathcal{B}(B^+ \rightarrow \Lambda^0\bar{\Lambda}^0K^+)$	Belle [684] $3.38^{+0.41}_{-0.36} \pm 0.41$ <sup>3</sup>	$3.4 \pm 0.6$ $3.4^{+0.6}_{-0.5}$
$\mathcal{B}(B^+ \rightarrow \Lambda^0\bar{\Lambda}^0K^*(892)^+)$	Belle [684] $2.19^{+1.13}_{-0.88} \pm 0.33$ <sup>3,4</sup>	$2.2^{+1.2}_{-0.9}$
$\mathcal{B}(B^+ \rightarrow \Lambda(1520)\bar{\Lambda}^0K^+)$	Belle [1016] $2.23 \pm 0.63 \pm 0.25$	$2.2 \pm 0.7$
$\mathcal{B}(B^+ \rightarrow \bar{\Lambda}(1520)\Lambda^0K^+)$	Belle [1016] $< 2.08$	$< 2.1$
$\mathcal{B}(B^+ \rightarrow \bar{\Delta}(1232)^0p)$	Belle [1007] $< 1.38$	$< 1.4$
$\mathcal{B}(B^+ \rightarrow \Delta^{++}\bar{p})$	Belle [1007] $< 0.14$	$< 0.14$

<sup>1</sup> The charmonium mass region has been vetoed.<sup>2</sup> Charmonium decays to  $p\bar{p}$  have been statistically subtracted.<sup>3</sup> The charmonium mass regions are vetoed.<sup>4</sup>  $M_{\Lambda^0\bar{\Lambda}^0} < 2.85 \text{ GeV}/c^2$ .

Table 209: Branching fractions of charmless baryonic  $B^0$  decays (part 1).

Parameter [ $10^{-6}$ ]	Measurements	Average <sup>HFLAV</sup> <sub>PDG</sub>
$\mathcal{B}(B^0 \rightarrow p\bar{p})$	LHCb [1017] $0.0125 \pm 0.0027 \pm 0.0018$ Belle [1013] $< 0.11$ BaBar [1018] $< 0.27$	$0.0125 \pm 0.0032$
$\mathcal{B}(B^0 \rightarrow p\bar{p}\pi^+\pi^-)$	LHCb [1019] $2.7 \pm 0.1 \pm 0.2$ <sup>1,2</sup>	$2.7 \pm 0.2$ $2.9 \pm 0.2$
$\mathcal{B}(B^0 \rightarrow p\bar{p}\pi^+\pi^-), m_{\pi^+\pi^-} < 1.22 \text{ GeV}/c^2$	Belle [1009] $0.83 \pm 0.17 \pm 0.17$ <sup>3</sup>	$0.83 \pm 0.24$ none
$\mathcal{B}(B^0 \rightarrow p\bar{p}K^+\pi^-)$	LHCb [1019] $5.9 \pm 0.3 \pm 0.5$ <sup>1,2</sup>	$5.9 \pm 0.6$ $6.3 \pm 0.5$
$\mathcal{B}(B^0 \rightarrow p\bar{p}K^0)$	Belle [1011] $2.51^{+0.35}_{-0.29} \pm 0.21$ <sup>4</sup> BaBar [720] $3.0 \pm 0.5 \pm 0.3$ <sup>5</sup>	$2.7 \pm 0.3$
$\mathcal{B}(B^0 \rightarrow \Theta(1540)^+\bar{p}) \times \mathcal{B}(\Theta(1540)^+ \rightarrow pK_S^0)$ <sup>6</sup>	BaBar [720] $< 0.05$ Belle [927] $< 0.23$	$< 0.05$
$\mathcal{B}(B^0 \rightarrow f_J(2220)K^0) \times \mathcal{B}(f_J(2220) \rightarrow p\bar{p})$	BaBar [720] $< 0.45$	$< 0.45$
$\mathcal{B}(B^0 \rightarrow p\bar{p}K^*(892)^0)$	Belle [1011] $1.18^{+0.29}_{-0.25} \pm 0.11$ <sup>4</sup> BaBar [720] $1.47 \pm 0.45 \pm 0.40$ <sup>5</sup>	$1.24 \pm 0.27$ $1.24^{+0.28}_{-0.25}$
$\mathcal{B}(B^0 \rightarrow f_J(2220)K^*(892)^0) \times \mathcal{B}(f_J(2220) \rightarrow p\bar{p})$	BaBar [720] $< 0.15$	$< 0.15$

<sup>1</sup>  $m_{p\bar{p}} < 2.85 \text{ GeV}/c^2$ .<sup>2</sup> Multiple systematic uncertainties are added in quadrature.<sup>3</sup>  $0.46 < m_{\pi^+\pi^-} < 0.53 \text{ GeV}/c^2$  invariant mass region has been excluded.<sup>4</sup> The charmonium mass region has been vetoed.<sup>5</sup> Charmonium decays to  $p\bar{p}$  have been statistically subtracted.<sup>6</sup> Pentaquark candidate.

Table 210: Branching fractions of charmless baryonic  $B^0$  decays (part 2).

Parameter [ $10^{-6}$ ]	Measurements	Average <sup>HFLAV</sup> <sub>PDG</sub>
$\mathcal{B}(B^0 \rightarrow p\bar{p}K^+K^-)$	LHCb [1019] $0.113 \pm 0.028 \pm 0.014$ <sup>1,2</sup>	$0.113 \pm 0.031$ $0.121 \pm 0.032$
$\mathcal{B}(B^0 \rightarrow p\bar{p}\pi^0)$	Belle [1020] $0.50 \pm 0.18 \pm 0.06$	$0.50 \pm 0.19$
$\mathcal{B}(B^0 \rightarrow p\bar{p}\bar{p})$	BaBar [1021] $< 0.2$	$< 0.2$
$\mathcal{B}(B^0 \rightarrow p\bar{\Lambda}^0\pi^-)$	BaBar [1022] $3.07 \pm 0.31 \pm 0.23$ Belle [1014] $3.23^{+0.33}_{-0.29} \pm 0.29$	$3.14 \pm 0.28$ $3.14^{+0.29}_{-0.28}$
$\mathcal{B}(B^0 \rightarrow p\bar{\Sigma}(1385)^-)$	Belle [1014] $< 0.26$	$< 0.26$
$\mathcal{B}(B^0 \rightarrow \Delta(1232)^+\bar{p}+\text{c.c.})$	Belle [1020] $< 1.6$	$< 1.6$
$\mathcal{B}(B^0 \rightarrow \Delta(1232)^0\bar{\Lambda}^0)$	Belle [1014] $< 0.93$	$< 0.93$
$\mathcal{B}(B^0 \rightarrow p\bar{\Lambda}^0K^-)$	Belle [1023] $< 0.82$	$< 0.82$
$\mathcal{B}(B^0 \rightarrow p\bar{\Sigma}^0\pi^-)$	Belle [1023] $< 3.8$	$< 3.8$
$\mathcal{B}(B^0 \rightarrow \bar{\Lambda}^0\Lambda^0)$	Belle [1013] $< 0.32$	$< 0.32$
$\mathcal{B}(B^0 \rightarrow \bar{\Lambda}^0\Lambda^0K^0)$	Belle [684] $4.76^{+0.84}_{-0.68} \pm 0.61$ <sup>3</sup>	$4.8^{+1.0}_{-0.9}$
$\mathcal{B}(B^0 \rightarrow \Lambda^0\bar{\Lambda}^0K^*(892)^0)$	Belle [684] $2.46^{+0.87}_{-0.72} \pm 0.34$ <sup>3</sup>	$2.46^{+0.93}_{-0.80}$
$\mathcal{B}(B^0 \rightarrow \Delta(1232)^0\bar{\Delta}(1232)^0)$	CLEO [957] $< 1500$ <sup>4</sup>	$< 1500$
$\mathcal{B}(B^0 \rightarrow \Delta^{++}\bar{\Delta}^{--})$	CLEO [957] $< 110$ <sup>4</sup>	$< 110$

<sup>1</sup>  $m_{p\bar{p}} < 2.85 \text{ GeV}/c^2$ .<sup>2</sup> Multiple systematic uncertainties are added in quadrature.<sup>3</sup> The charmonium mass regions are vetoed.<sup>4</sup> CLEO assumes  $\mathcal{B}(\Upsilon(4S) \rightarrow B^0\bar{B}^0) = 0.43$ . The result has been modified to account for a branching fraction of 0.50.

Table 211: Baryonic Relative Branching Fractions.

Parameter	Measurements	Average
$\frac{\mathcal{B}(B^+ \rightarrow p\bar{p}\pi^+, m_{p\bar{p}} < 2.85 \text{ GeV}/c^2)}{\mathcal{B}(B^+ \rightarrow J/\psi\pi^+) \times \mathcal{B}(J/\psi \rightarrow p\bar{p})}$	LHCb [1008] $12.0 \pm 1.2 \pm 0.3$	$12.0 \pm 1.2$
$\frac{\mathcal{B}(B^+ \rightarrow p\bar{p}K^+)}{\mathcal{B}(B^+ \rightarrow J/\psi K^+) \times \mathcal{B}(J/\psi \rightarrow p\bar{p})}$	LHCb [807] $4.91 \pm 0.19 \pm 0.14^1$	$4.91 \pm 0.24$
$\frac{\mathcal{B}(B^+ \rightarrow p\bar{p}K^+, m_{p\bar{p}} < 2.85 \text{ GeV}/c^2)}{\mathcal{B}(B^+ \rightarrow J/\psi\pi^+) \times \mathcal{B}(J/\psi \rightarrow p\bar{p})}$	LHCb [807] $2.02 \pm 0.10 \pm 0.08$	$2.02 \pm 0.13$
$\frac{\mathcal{B}(B^+ \rightarrow \bar{\Lambda}(1520)p) \times \mathcal{B}(\bar{\Lambda}(1520) \rightarrow K^+\bar{p})}{\mathcal{B}(B^+ \rightarrow J/\psi\pi^+) \times \mathcal{B}(J/\psi \rightarrow p\bar{p})}$	LHCb [1008] $0.033 \pm 0.005 \pm 0.007$	$0.033 \pm 0.009$
$\frac{\mathcal{B}(B^0 \rightarrow p\bar{p}K^+K^-)}{\mathcal{B}(B^0 \rightarrow p\bar{p}K^+\pi^-)}$	LHCb [1019] $0.019 \pm 0.005 \pm 0.002^2$	$0.019 \pm 0.005$
$\frac{\mathcal{B}(B^0 \rightarrow p\bar{p}\pi^+\pi^-)}{\mathcal{B}(B^0 \rightarrow p\bar{p}K^+\pi^-)}$	LHCb [1019] $0.46 \pm 0.02 \pm 0.02^2$	$0.46 \pm 0.03$

<sup>1</sup> Includes contribution where  $p\bar{p}$  is produced in charmonium decays.

<sup>2</sup>  $m_{p\bar{p}} < 2.85 \text{ GeV}/c^2$ .

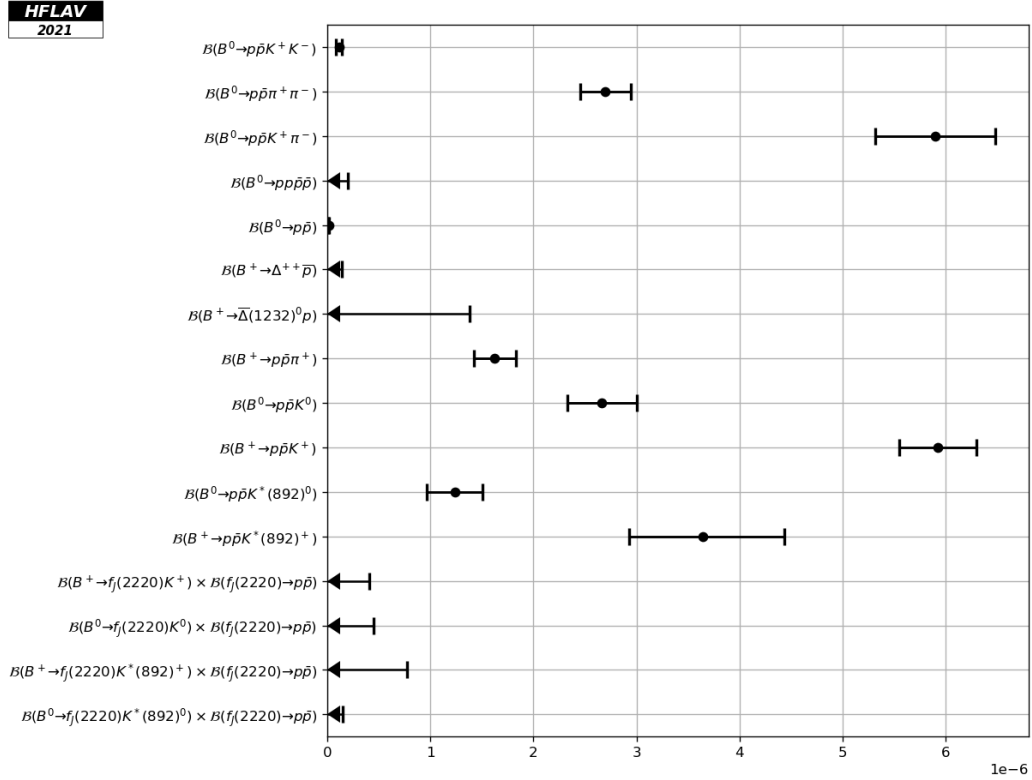


Figure 70: Branching fractions of charmless baryonic  $B^+$  and  $B^0$  decays into non-strange baryons.

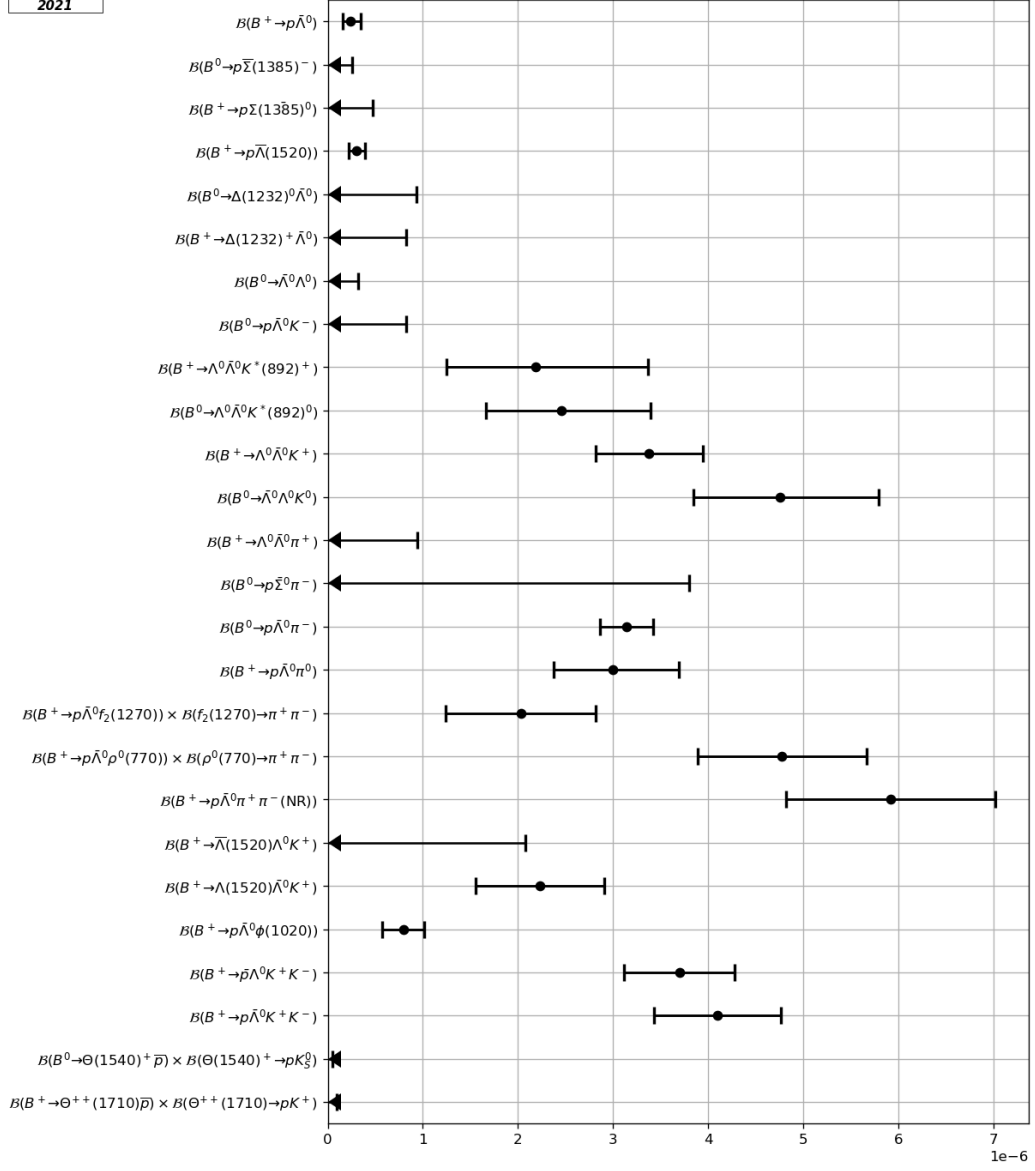


Figure 71: Branching fractions of charmless baryonic  $B^+$  and  $B^0$  decays into strange baryons.

3452 A compilation of branching fractions of  $\Lambda_b^0$  baryon decays is given in Tables 212 and 213.  
 3453 Table 214 provides the partial branching fractions of  $\Lambda_b^0 \rightarrow \Lambda \mu^+ \mu^-$  decays in intervals of  
 3454  $q^2 = m^2(\mu^+ \mu^-)$ . Compilations of branching fractions of  $\Xi_b^0$ ,  $\Xi_b^-$  and  $\Omega_b^-$  baryon decays are  
 3455 given in Tables 215, 216, and 217, respectively. Finally, ratios of branching fractions of  $\Lambda_b^0$ ,  $\Xi_b^0$   
 3456 and  $\Omega_b^-$  baryon decays are detailed in Tables 218, 219 and 220, respectively. Figure 72 shows  
 3457 a graphic representation of branching fractions of  $\Lambda_b^0$  decays.

Table 212: Branching fractions of charmless  $\Lambda_b^0$  decays (part 1).

Parameter [ $10^{-6}$ ]	Measurements	Average <sup>HFLAV</sup> <sub>PDG</sub>
$\mathcal{B}(\Lambda_b^0 \rightarrow p \bar{K}^0 \pi^-)$	LHCb [972] $12.4 \pm 2.0 \pm 3.6$ <sup>1,2</sup>	$12.4 \pm 4.2$ $12.6 \pm 4.1$
$\mathcal{B}(\Lambda_b^0 \rightarrow p K^0 K^-)$	LHCb [972] $< 3.5$ <sup>2</sup>	$< 3.5$
$\mathcal{B}(\Lambda_b^0 \rightarrow p \pi^-)^3$	LHCb [962] $4.68 \pm 0.44 \pm 0.95$ <sup>4</sup> CDF [959] <sup>5</sup>	$4.5^{+0.9}_{-0.8}$ $4.5 \pm 0.8$
$\mathcal{B}(\Lambda_b^0 \rightarrow p K^-)^3$	CDF [959] $6.3 \pm 1.2 \pm 0.8$ LHCb [962] <sup>6</sup>	$5.4 \pm 1.1$ $5.4 \pm 1.0$
$\mathcal{B}(\Lambda_b^0 \rightarrow \Lambda^0 \mu^+ \mu^-)$	LHCb [1024] $0.955 \pm 0.186 \pm 0.249$ <sup>1,7</sup> CDF [1025] $1.520 \pm 0.366 \pm 0.387$ <sup>7</sup>	$1.09^{+0.34}_{-0.29}$ $1.08 \pm 0.28$
$\mathcal{B}(\Lambda_b^0 \rightarrow p \pi^- \mu^+ \mu^-)$	LHCb [1026] <sup>8</sup>	$0.069^{+0.027}_{-0.023}$ $0.069^{+0.025}_{-0.024}$
$\mathcal{B}(\Lambda_b^0 \rightarrow p K^- e^+ e^-)$	LHCb [1027] $0.311^{+0.044}_{-0.041} {}^{+0.061}_{-0.051}$ <sup>9,10</sup>	$0.31^{+0.08}_{-0.06}$ $0.31^{+0.07}_{-0.06}$
$\mathcal{B}(\Lambda_b^0 \rightarrow p K^- \mu^+ \mu^-)$	LHCb [1027] $0.266 \pm 0.013$ <sup>+0.050</sup> <sub>-0.040</sub> <sup>9,10</sup>	$0.266^{+0.052}_{-0.041}$ $0.265^{+0.051}_{-0.041}$

<sup>1</sup> Multiple systematic uncertainties are added in quadrature.

<sup>2</sup> Using  $\mathcal{B}(B^0 \rightarrow K^0 \pi^+ \pi^-)$ .

<sup>3</sup> The PDG average is a result of a fit including input from other measurements.

<sup>4</sup> Using  $\mathcal{B}(\Lambda_b^0 \rightarrow p K^-)$ .

<sup>5</sup> Measurement of  $(\mathcal{B}(\Lambda_b^0 \rightarrow p \pi^-)/\mathcal{B}(B^0 \rightarrow K^+ \pi^-))(f_{\Lambda_b^0}/f_d)$  used in our fit.

<sup>6</sup> Measurement of  $\mathcal{B}(\Lambda_b^0 \rightarrow p \pi^-)/\mathcal{B}(\Lambda_b^0 \rightarrow p K^-)$  used in our fit.

<sup>7</sup> Using  $\mathcal{B}(\Lambda_b^0 \rightarrow J/\psi \Lambda^0)$ .

<sup>8</sup> Measurement of  $\mathcal{B}(\Lambda_b^0 \rightarrow p \pi^- \mu^+ \mu^-)/(\mathcal{B}(\Lambda_b^0 \rightarrow J/\psi p \pi^-)\mathcal{B}(J/\psi \rightarrow \mu^+ \mu^-))$  used in our fit.

<sup>9</sup> measured in the  $m_{\ell^+ \ell^-}^2$  bin  $[0.1, 6.0]$   $\text{GeV}^2/c^4$  and for  $m_{pK} < 2.6$   $\text{GeV}/c^2$ .

<sup>10</sup> Using  $\mathcal{B}(\Lambda_b^0 \rightarrow J/\psi p K^-)$ .

Table 213: Branching fractions of charmless  $\Lambda_b^0$  decays (part 2).

Parameter [ $10^{-6}$ ]	Measurements	Average <sup>HFLAV</sup> <sub>PDG</sub>
$\mathcal{B}(\Lambda_b^0 \rightarrow \Lambda^0 \gamma)$	LHCb [1028] <sup>1</sup>	$6.9 \pm 1.5$ $7.1 \pm 1.7$
$\mathcal{B}(\Lambda_b^0 \rightarrow \Lambda^0 \eta)$	LHCb [964] $9.23^{+7.15}_{-5.20} \pm 0.40$ <sup>2</sup>	$9.2^{+7.2}_{-5.2}$ $9.4^{+7.3}_{-5.3}$
$\mathcal{B}(\Lambda_b^0 \rightarrow \Lambda^0 \eta')$	LHCb [964] $< 3.05$ <sup>2</sup>	$< 3.1$
$\mathcal{B}(\Lambda_b^0 \rightarrow \Lambda^0 \pi^+ \pi^-)$	LHCb [1029] <sup>3</sup>	$4.7 \pm 1.9$
$\mathcal{B}(\Lambda_b^0 \rightarrow \Lambda^0 K^+ \pi^-)$	LHCb [1029] <sup>4</sup>	$5.7^{+1.3}_{-1.2}$ $5.7 \pm 1.3$
$\mathcal{B}(\Lambda_b^0 \rightarrow \Lambda^0 K^+ K^-)$	LHCb [1029] <sup>5</sup>	$16.1^{+2.4}_{-2.2}$ $16.2 \pm 2.3$
$\mathcal{B}(\Lambda_b^0 \rightarrow \Lambda^0 \phi(1020))$	LHCb [986] <sup>6</sup>	$10.1^{+2.9}_{-2.5}$ $9.8 \pm 2.6$
$\mathcal{B}(\Lambda_b^0 \rightarrow p \pi^+ \pi^- \pi^-)$	LHCb [1030] <sup>7,8,9</sup>	$21.1^{+2.4}_{-2.3}$ $21.1 \pm 2.3$
$\mathcal{B}(\Lambda_b^0 \rightarrow p K^- K^+ \pi^-)$	LHCb [1030] <sup>8,10</sup>	$4.06^{+0.66}_{-0.61}$ $4.07 \pm 0.63$
$\mathcal{B}(\Lambda_b^0 \rightarrow p K^- \pi^+ \pi^-)$	LHCb [1030] <sup>8,11</sup>	$50.5^{+5.6}_{-5.3}$ $50.6 \pm 5.4$
$\mathcal{B}(\Lambda_b^0 \rightarrow p K^- K^+ K^-)$	LHCb [1030] <sup>8,12</sup>	$12.6^{+1.5}_{-1.4}$ $12.7 \pm 1.4$

<sup>1</sup> Measurement of  $(\mathcal{B}(\Lambda_b^0 \rightarrow \Lambda^0 \gamma)/\mathcal{B}(B^0 \rightarrow K^*(892)^0 \gamma)) \frac{f_{\Lambda_b^0}}{f_d}$  used in our fit.

<sup>2</sup> Using  $\mathcal{B}(B^0 \rightarrow \eta' K^0)$ .

<sup>3</sup> Measurement of  $\mathcal{B}(\Lambda_b^0 \rightarrow \Lambda^0 \pi^+ \pi^-)/(\mathcal{B}(\Lambda_b^0 \rightarrow \Lambda_c^+ \pi^-)\mathcal{B}(\Lambda_c^+ \rightarrow \Lambda^0 \pi^+))$  used in our fit.

<sup>4</sup> Measurement of  $\mathcal{B}(\Lambda_b^0 \rightarrow \Lambda^0 K^+ \pi^-)/(\mathcal{B}(\Lambda_b^0 \rightarrow \Lambda_c^+ \pi^-)\mathcal{B}(\Lambda_c^+ \rightarrow \Lambda^0 \pi^+))$  used in our fit.

<sup>5</sup> Measurement of  $\mathcal{B}(\Lambda_b^0 \rightarrow \Lambda^0 K^+ K^-)/(\mathcal{B}(\Lambda_b^0 \rightarrow \Lambda_c^+ \pi^-)\mathcal{B}(\Lambda_c^+ \rightarrow \Lambda^0 \pi^+))$  used in our fit.

<sup>6</sup> Measurement of  $(\mathcal{B}(\Lambda_b^0 \rightarrow \Lambda^0 \phi(1020))/\mathcal{B}(B^0 \rightarrow \phi(1020) K^0))(f_{\Lambda_b^0}/f_d)2$  used in our fit.

<sup>7</sup> Vetoes on charm and charmonium resonances are applied.

<sup>8</sup> Multiple systematic uncertainties are added in quadrature.

<sup>9</sup> Measurement of  $\mathcal{B}(\Lambda_b^0 \rightarrow p \pi^+ \pi^- \pi^-)/(\mathcal{B}(\Lambda_b^0 \rightarrow \Lambda_c^+ \pi^-)\mathcal{B}(\Lambda_c^+ \rightarrow p K^- \pi^+))$  used in our fit.

<sup>10</sup> Measurement of  $\mathcal{B}(\Lambda_b^0 \rightarrow p K^- K^+ \pi^-)/(\mathcal{B}(\Lambda_b^0 \rightarrow \Lambda_c^+ \pi^-)\mathcal{B}(\Lambda_c^+ \rightarrow p K^- \pi^+))$  used in our fit.

<sup>11</sup> Measurement of  $\mathcal{B}(\Lambda_b^0 \rightarrow p K^- \pi^+ \pi^-)/(\mathcal{B}(\Lambda_b^0 \rightarrow \Lambda_c^+ \pi^-)\mathcal{B}(\Lambda_c^+ \rightarrow p K^- \pi^+))$  used in our fit.

<sup>12</sup> Measurement of  $\mathcal{B}(\Lambda_b^0 \rightarrow p K^- K^+ K^-)/(\mathcal{B}(\Lambda_b^0 \rightarrow \Lambda_c^+ \pi^-)\mathcal{B}(\Lambda_c^+ \rightarrow p K^- \pi^+))$  used in our fit.



Table 214: Partial branching fractions of  $\Lambda_b^0 \rightarrow \Lambda \mu^+ \mu^-$  decays in intervals of  $m_{\mu^+ \mu^-}^2$ .

Parameter [ $10^{-7}$ ]	Measurements	Average <sup>HFLAV</sup> <sub>PDG</sub>
$m_{\mu^+ \mu^-}^2 < 2.0 \text{ GeV}^2/\text{c}^4$	LHCb [1031] $0.72^{+0.24}_{-0.22} \pm 0.14$ CDF [1025] $0.15 \pm 2.01 \pm 0.05$	$0.7 \pm 0.3$
$2.0 < m_{\mu^+ \mu^-}^2 < 4.3 \text{ GeV}^2/\text{c}^4$	LHCb [1031] $0.253^{+0.276}_{-0.207} \pm 0.046$ CDF [1025] $1.84 \pm 1.66 \pm 0.59$	$0.3^{+0.3}_{-0.2}$
$4.3 < m_{\mu^+ \mu^-}^2 < 8.68 \text{ GeV}^2/\text{c}^4$	LHCb [1024] $0.66 \pm 0.72 \pm 0.16$ CDF [1025] $-0.20 \pm 1.64 \pm 0.08$	$0.5 \pm 0.7$
$10.09 < m_{\mu^+ \mu^-}^2 < 12.86 \text{ GeV}^2/\text{c}^4$	LHCb [1031] $2.08^{+0.42}_{-0.39} \pm 0.42$ CDF [1025] $2.97 \pm 1.47 \pm 0.95$	$2.2 \pm 0.6$
$14.18 < m_{\mu^+ \mu^-}^2 < 16.00 \text{ GeV}^2/\text{c}^4$	LHCb [1031] $2.04^{+0.35}_{-0.33} \pm 0.42$ CDF [1025] $0.96 \pm 0.73 \pm 0.31$	$1.7 \pm 0.4$ $1.7 \pm 0.5$
$m_{\mu^+ \mu^-}^2 > 16.00 \text{ GeV}^2/\text{c}^4$	CDF [1025] $6.97 \pm 1.88 \pm 2.23$	$7.0 \pm 2.9$

Table 215: Branching fractions of charmless  $\Xi_b^0$  decays.

Parameter [ $10^{-6}$ ]	Measurements	Average <sup>HFLAV</sup> <sub>PDG</sub>
$\frac{f_{\Xi_b^0}}{f_d} \mathcal{B}(\Xi_b^0 \rightarrow p \bar{K}^0 \pi^-)$	LHCb [972] $< 1.5$ <sup>1</sup>	$< 1.5$ $< 1.6$
$\frac{f_{\Xi_b^0}}{f_d} \mathcal{B}(\Xi_b^0 \rightarrow p \bar{K}^0 K^-)$	LHCb [972] $< 1.0$ <sup>1</sup>	$< 0.99$ $< 1.10$
$\frac{f_{\Xi_b^0}}{f_{\Lambda_b^0}} \mathcal{B}(\Xi_b^0 \rightarrow \Lambda \pi^+ \pi^-)$	LHCb [1029] $< 1.7$	$< 1.7$
$\frac{f_{\Xi_b^0}}{f_{\Lambda_b^0}} \mathcal{B}(\Xi_b^0 \rightarrow \Lambda K^- \pi^+)$	LHCb [1029] $< 0.8$	$< 0.8$
$\frac{f_{\Xi_b^0}}{f_{\Lambda_b^0}} \mathcal{B}(\Xi_b^0 \rightarrow \Lambda K^+ K^-)$	LHCb [1029] $< 0.3$	$< 0.3$
$\frac{f_{\Xi_b^0}}{f_{\Lambda_b^0}} \mathcal{B}(\Xi_b^0 \rightarrow p K^- \pi^+ \pi^-)$	LHCb [1030] <sup>2,3</sup>	$1.91^{+0.41}_{-0.38}$ $1.91 \pm 0.40$
$\frac{f_{\Xi_b^0}}{f_{\Lambda_b^0}} \mathcal{B}(\Xi_b^0 \rightarrow p K^- K^- \pi^+)$	LHCb [1030] <sup>2,4</sup>	$1.72^{+0.33}_{-0.30}$ $1.73 \pm 0.32$
$\frac{f_{\Xi_b^0}}{f_{\Lambda_b^0}} \mathcal{B}(\Xi_b^0 \rightarrow p K^+ K^- K^-)$	LHCb [1030] <sup>2,5</sup>	$0.18 \pm 0.10$

<sup>1</sup> Using  $\mathcal{B}(B^0 \rightarrow K^0 \pi^+ \pi^-)$ .

<sup>2</sup> Multiple systematic uncertainties are added in quadrature.

<sup>3</sup> Measurement of  $\frac{f_{\Xi_b^0}}{f_{\Lambda_b^0}} \mathcal{B}(\Xi_b^0 \rightarrow p K^- \pi^+ \pi^-) / (\mathcal{B}(\Lambda_b^0 \rightarrow \Lambda_c^+ \pi^-) \mathcal{B}(\Lambda_c^+ \rightarrow p K^- \pi^+))$  used in our fit.

<sup>4</sup> Measurement of  $\frac{f_{\Xi_b^0}}{f_{\Lambda_b^0}} \mathcal{B}(\Xi_b^0 \rightarrow p K^- K^- \pi^+) / (\mathcal{B}(\Lambda_b^0 \rightarrow \Lambda_c^+ \pi^-) \mathcal{B}(\Lambda_c^+ \rightarrow p K^- \pi^+))$  used in our fit.

<sup>5</sup> Measurement of  $\frac{f_{\Xi_b^0}}{f_{\Lambda_b^0}} \mathcal{B}(\Xi_b^0 \rightarrow p K^+ K^- K^-) / (\mathcal{B}(\Lambda_b^0 \rightarrow \Lambda_c^+ \pi^-) \mathcal{B}(\Lambda_c^+ \rightarrow p K^- \pi^+))$  used in our fit.

Table 216: Relative branching fractions of charmless  $\Xi_b^-$  decays.

Parameter [ $10^{-2}$ ]	Measurements	Average
$\frac{f_{\Xi_b^-}}{f_u} \frac{\mathcal{B}(\Xi_b^- \rightarrow pK^-K^-)}{\mathcal{B}(B^- \rightarrow K^+K^-K^-)}$	LHCb [1032] $0.2650 \pm 0.0350 \pm 0.0470$	$0.265 \pm 0.059$
$\frac{f_{\Xi_b^-}}{f_u} \frac{\mathcal{B}(\Xi_b^- \rightarrow p\pi^-\pi^-)}{\mathcal{B}(B^- \rightarrow K^+K^-K^-)}$	LHCb [1032] $< 0.1470$	$< 0.15$
$\frac{f_{\Xi_b^-}}{f_u} \frac{\mathcal{B}(\Xi_b^- \rightarrow pK^-\pi^-)}{\mathcal{B}(B^- \rightarrow K^+K^-K^-)}$	LHCb [1032] $0.2590 \pm 0.0640 \pm 0.0490$	$0.259 \pm 0.081$
$\frac{\mathcal{B}(\Xi_b^- \rightarrow p\pi^-\pi^-)}{\mathcal{B}(\Xi_b^- \rightarrow pK^-K^-)}$	LHCb [1032] $< 56$	$< 56$
$\frac{\mathcal{B}(\Xi_b^- \rightarrow pK^-\pi^-)}{\mathcal{B}(\Xi_b^- \rightarrow pK^-K^-)}$	LHCb [1032] $98 \pm 27 \pm 9$	$98 \pm 28$

Table 217: Branching fractions of charmless  $\Omega_b^-$  decays.

Parameter [ $10^{-8}$ ]	Measurements	Average
$\frac{f_{\Omega_b^-}}{f_u} \times \mathcal{B}(\Omega_b^- \rightarrow pK^-K^-)$	LHCb [1032] $< 0.59^1$	$< 0.59$
$\frac{f_{\Omega_b^-}}{f_u} \times \mathcal{B}(\Omega_b^- \rightarrow pK^-\pi^-)$	LHCb [1032] $< 1.68^1$	$< 1.7$
$\frac{f_{\Omega_b^-}}{f_u} \times \mathcal{B}(\Omega_b^- \rightarrow p\pi^-\pi^-)$	LHCb [1032] $< 3.59^1$	$< 3.6$

<sup>1</sup> Using  $\mathcal{B}(B^+ \rightarrow K^+K^+K^-)$ .

Table 218: Relative branching fractions of charmless  $\Lambda_b^0$  decays.

Parameter	Measurements	Average
$\frac{\mathcal{B}(\Lambda_b^0 \rightarrow p\pi^-)}{\mathcal{B}(\Lambda_b^0 \rightarrow pK^-)}$	LHCb [962] $0.86 \pm 0.08 \pm 0.05$	$0.86 \pm 0.09$
$\frac{\mathcal{B}(\Lambda_b^0 \rightarrow \Lambda^0\eta)}{\mathcal{B}(B^0 \rightarrow \eta'K^0)}$	LHCb [964] $0.142^{+0.110}_{-0.080}$	$0.14^{+0.11}_{-0.08}$
$\frac{f_{\Lambda_b^0}}{f_d} \frac{\mathcal{B}(\Lambda_b^0 \rightarrow p\pi^-)}{\mathcal{B}(B^0 \rightarrow K^+\pi^-)}$	CDF [959] $0.042 \pm 0.007 \pm 0.006$	$0.042 \pm 0.009$
$\frac{f_{\Lambda_b^0}}{f_d} \frac{\mathcal{B}(\Lambda_b^0 \rightarrow pK^-)}{\mathcal{B}(B^0 \rightarrow K^+\pi^-)}$	CDF [959] $0.066 \pm 0.009 \pm 0.008$	$0.066 \pm 0.012$
$\frac{f_{\Lambda_b^0}}{f_d} \frac{\mathcal{B}(\Lambda_b^0 \rightarrow \Lambda^0\phi)}{\mathcal{B}(B^0 \rightarrow K_S^0\phi)}$	LHCb [986] $0.55 \pm 0.11 \pm 0.04$	$0.55 \pm 0.12$
$\frac{\mathcal{B}(\Lambda_b^0 \rightarrow p\pi^-\mu^+\mu^-)}{\mathcal{B}(\Lambda_b^0 \rightarrow J/\psi p\pi^-) \times \mathcal{B}(J/\psi \rightarrow \mu^+\mu^-)}$	LHCb [1026] $0.044 \pm 0.012 \pm 0.007$	$0.044 \pm 0.014$
$\frac{\mathcal{B}(\Lambda_b^0 \rightarrow \Lambda^0\pi^+\pi^-)}{\mathcal{B}(\Lambda_b^0 \rightarrow \Lambda_c^+\pi^-) \times \mathcal{B}(\Lambda_c^+ \rightarrow \Lambda^0\pi^+)}$	LHCb [1029] $0.073 \pm 0.019 \pm 0.022$	$0.073 \pm 0.029$
$\frac{\mathcal{B}(\Lambda_b^0 \rightarrow \Lambda^0K^+\pi^-)}{\mathcal{B}(\Lambda_b^0 \rightarrow \Lambda_c^+\pi^-) \times \mathcal{B}(\Lambda_c^+ \rightarrow \Lambda^0\pi^+)}$	LHCb [1029] $0.089 \pm 0.012 \pm 0.013$	$0.089 \pm 0.018$
$\frac{\mathcal{B}(\Lambda_b^0 \rightarrow \Lambda^0K^+K^-)}{\mathcal{B}(\Lambda_b^0 \rightarrow \Lambda_c^+\pi^-) \times \mathcal{B}(\Lambda_c^+ \rightarrow \Lambda^0\pi^+)}$	LHCb [1029] $0.253 \pm 0.019 \pm 0.019$	$0.253 \pm 0.027$
$\frac{\mathcal{B}(\Lambda_b^0 \rightarrow p\pi^-\pi^+\pi^-)}{\mathcal{B}(\Lambda_b^0 \rightarrow \Lambda_c^+\pi^-) \times \mathcal{B}(\Lambda_c^+ \rightarrow pK^-\pi^+)}$	LHCb [1030] $0.0685 \pm 0.0019 \pm 0.0033^1$	$0.0685 \pm 0.0038$
$\frac{\mathcal{B}(\Lambda_b^0 \rightarrow pK^-\pi^+\pi^-)}{\mathcal{B}(\Lambda_b^0 \rightarrow \Lambda_c^+\pi^-) \times \mathcal{B}(\Lambda_c^+ \rightarrow pK^-\pi^+)}$	LHCb [1030] $0.164 \pm 0.003 \pm 0.007^1$	$0.164 \pm 0.008$
$\frac{\mathcal{B}(\Lambda_b^0 \rightarrow pK^-K^+\pi^-)}{\mathcal{B}(\Lambda_b^0 \rightarrow \Lambda_c^+\pi^-) \times \mathcal{B}(\Lambda_c^+ \rightarrow pK^-\pi^+)}$	LHCb [1030] $0.0132 \pm 0.0009 \pm 0.0013^1$	$0.0132 \pm 0.0016$
$\frac{\mathcal{B}(\Lambda_b^0 \rightarrow pK^-K^+K^-)}{\mathcal{B}(\Lambda_b^0 \rightarrow \Lambda_c^+\pi^-) \times \mathcal{B}(\Lambda_c^+ \rightarrow pK^-\pi^+)}$	LHCb [1030] $0.0411 \pm 0.0012 \pm 0.0020^1$	$0.0411 \pm 0.0023$
$\frac{\mathcal{B}(\Lambda_b^0 \rightarrow p\bar{K}^0\pi^-)}{\mathcal{B}(B^0 \rightarrow K^0\pi^+\pi^-)}$	LHCb [972] $0.25 \pm 0.04 \pm 0.07^1$	$0.25 \pm 0.08$
$\frac{\mathcal{B}(\Lambda_b^0 \rightarrow p\bar{K}^0K^-)}{\mathcal{B}(B^0 \rightarrow K^0\pi^+\pi^-)}$	LHCb [972] $< 0.07$	$< 0.07$
$\frac{\mathcal{B}(\Lambda_b^0 \rightarrow \Lambda^0\mu^+\mu^-)}{\mathcal{B}(\Lambda_b^0 \rightarrow J/\psi\Lambda^0)}$	LHCb [1024] $0.00154 \pm 0.00030 \pm 0.00020^1$	$0.00154 \pm 0.00036$

<sup>1</sup> Multiple systematic uncertainties are added in quadrature.

Table 219: Relative branching fractions of charmless  $\Xi_b^0$  decays.

Parameter [ $10^{-2}$ ]	Measurements	Average
$\frac{f_{\Xi_b^0}}{f_d} \times \frac{\mathcal{B}(\Xi_b^0 \rightarrow p \bar{K}^0 \pi^-)}{\mathcal{B}(B^0 \rightarrow K^0 \pi^+ \pi^-)}$	LHCb [972] < 3	< 3.0
$\frac{f_{\Xi_b^0}}{f_d} \times \frac{\mathcal{B}(\Xi_b^0 \rightarrow p \bar{K}^0 K^-)}{\mathcal{B}(B^0 \rightarrow K^0 \pi^+ \pi^-)}$	LHCb [972] < 2	< 2.0
$\frac{f_{\Xi_b^0}}{f_{\Lambda_b^0}} \times \frac{\mathcal{B}(\Xi_b^0 \rightarrow p K^- K^+ K^-)}{\mathcal{B}(\Lambda_b^0 \rightarrow \Lambda_c^+ \pi^-) \times \mathcal{B}(\Lambda_c^+ \rightarrow p K^- \pi^+)}$	LHCb [1030] $0.057 \pm 0.028 \pm 0.013$ <sup>1</sup>	$0.057 \pm 0.031$
$\frac{f_{\Xi_b^0}}{f_{\Lambda_b^0}} \times \frac{\mathcal{B}(\Xi_b^0 \rightarrow p K^- \pi^+ \pi^-)}{\mathcal{B}(\Lambda_b^0 \rightarrow \Lambda_c^+ \pi^-) \times \mathcal{B}(\Lambda_c^+ \rightarrow p K^- \pi^+)}$	LHCb [1030] $0.62 \pm 0.08 \pm 0.08$ <sup>1</sup>	$0.62 \pm 0.11$
$\frac{f_{\Xi_b^0}}{f_{\Lambda_b^0}} \times \frac{\mathcal{B}(\Xi_b^0 \rightarrow p K^- \pi^+ K^-)}{\mathcal{B}(\Lambda_b^0 \rightarrow \Lambda_c^+ \pi^-) \times \mathcal{B}(\Lambda_c^+ \rightarrow p K^- \pi^+)}$	LHCb [1030] $0.56 \pm 0.06 \pm 0.06$ <sup>1</sup>	$0.560 \pm 0.088$

<sup>1</sup> Multiple systematic uncertainties are added in quadrature.

 Table 220: Relative branching fractions of charmless  $\Omega_b^-$  decays.

Parameter [ $10^{-3}$ ]	Measurements	Average
$\frac{f_{\Omega_b^-}}{f_u} \times \frac{\mathcal{B}(\Omega_b^- \rightarrow p K^- K^-)}{\mathcal{B}(B^- \rightarrow K^+ K^- K^-)}$	LHCb [1032] < 0.180	< 0.18
$\frac{f_{\Omega_b^-}}{f_u} \times \frac{\mathcal{B}(\Omega_b^- \rightarrow p \pi^- \pi^-)}{\mathcal{B}(B^- \rightarrow K^+ K^- K^-)}$	LHCb [1032] < 1.090	< 1.1
$\frac{f_{\Omega_b^-}}{f_u} \times \frac{\mathcal{B}(\Omega_b^- \rightarrow p K^- \pi^-)}{\mathcal{B}(B^- \rightarrow K^+ K^- K^-)}$	LHCb [1032] < 0.510	< 0.51

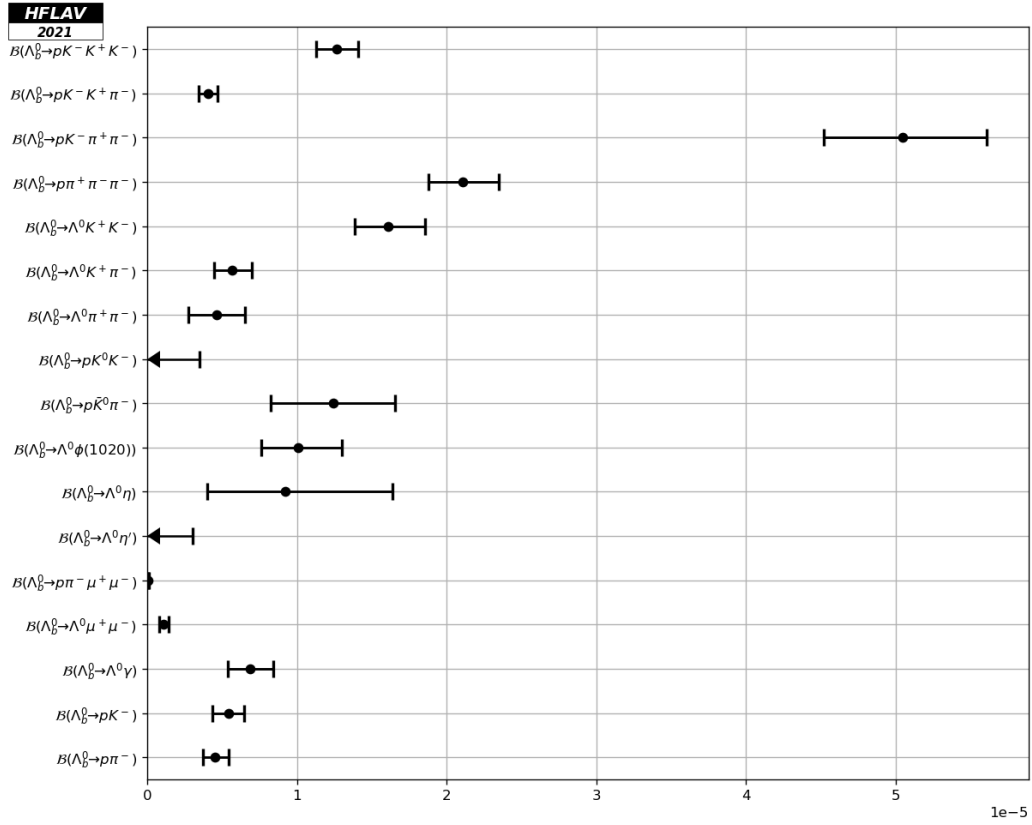


Figure 72: Branching fractions of charmless  $\Lambda_b^0$  decays.

Measurements that are not included in the tables:

- In Ref. [1033], LHCb measures angular observables of the decay  $\Lambda_b^0 \rightarrow \Lambda \mu^+ \mu^-$ , including the lepton-side, hadron-side and combined forward-backward asymmetries of the decay in the low recoil region  $15 < m^2(\ell\ell) < 20 \text{ GeV}^2/c^4$ .
- In Ref. [1034], LHCb performs a search for baryon-number-violating  $\Xi_b^0$  oscillations and set an upper limit of  $\omega < 0.08 \text{ ps}^{-1}$  on the oscillation rate.

## 9.4 Decays of $B_s^0$ mesons

Tables 221 to 224 and 225 to 226 detail branching fractions and relative branching fractions of  $B_s^0$  meson decays, respectively. Figures 73 and 74 show graphic representations of a selection of results given in this section.

Table 221: Branching fractions of charmless  $B_s^0$  decays (part 1).

Parameter [ $10^{-6}$ ]	Measurements	Average <sup>HFLAV</sup> <sub>PDG</sub>
$\mathcal{B}(B_s^0 \rightarrow \pi^+\pi^-)$	Belle [1035] $< 12$ CDF [960] <sup>1</sup> LHCb [963] <sup>1</sup>	$0.72^{+0.11}_{-0.10}$ $0.70 \pm 0.10$
$\mathcal{B}(B_s^0 \rightarrow \pi^0\pi^0)$	L3 [1036] $< 210$	$< 210$
$\mathcal{B}(B_s^0 \rightarrow \eta\pi^0)$	L3 [1036] $< 1000$	$< 1000$
$\mathcal{B}(B_s^0 \rightarrow \eta\eta)$	L3 [1036] $< 1500$	$< 1500$
$\mathcal{B}(B_s^0 \rightarrow \rho^0(770)\rho^0(770))$	SLD [1037] $< 320$	$< 320$
$\mathcal{B}(B_s^0 \rightarrow \eta'\eta')$	LHCb [892] $32.4 \pm 6.2 \pm 3.0$ <sup>2</sup>	$32 \pm 7$ $33 \pm 7$
$\mathcal{B}(B_s^0 \rightarrow \eta'\phi(1020))$	LHCb [1038] $< 0.82$	$< 0.82$
$\mathcal{B}(B_s^0 \rightarrow \phi(1020)f_0(980)) \times \mathcal{B}(f_0(980) \rightarrow \pi^+\pi^-)$	LHCb [1000] $1.12 \pm 0.16 \pm 0.14$ <sup>3</sup>	$1.12 \pm 0.21$
$\mathcal{B}(B_s^0 \rightarrow f_2(1270)\phi(1020)) \times \mathcal{B}(f_2(1270) \rightarrow \pi^+\pi^-)$	LHCb [1000] $0.61 \pm 0.13^{+0.13}_{-0.08}$ <sup>3</sup>	$0.61^{+0.19}_{-0.15}$ $0.61^{+0.18}_{-0.15}$
$\mathcal{B}(B_s^0 \rightarrow \phi(1020)\rho^0(770))$	LHCb [1000] $0.27 \pm 0.07 \pm 0.03$ <sup>3</sup>	$0.27 \pm 0.08$
$\mathcal{B}(B_s^0 \rightarrow \phi(1020)\pi^+\pi^-)$	LHCb [1000] $3.48 \pm 0.23 \pm 0.39$ <sup>4,3</sup>	$3.48 \pm 0.45$
$\mathcal{B}(B_s^0 \rightarrow \phi(1020)\phi(1020))$	LHCb [991] $18.6 \pm 0.5 \pm 1.6$ <sup>3,5</sup> CDF [1039] $19.1 \pm 1.5 \pm 2.5$ <sup>6</sup>	$18.7^{+1.5}_{-1.4}$ $18.7 \pm 1.5$
$\mathcal{B}(B_s^0 \rightarrow K^-\pi^+)$	Belle [1035] $< 26$ CDF [959] <sup>7</sup> LHCb [962] <sup>7</sup>	$5.9^{+0.9}_{-0.8}$ $5.8 \pm 0.7$
$\mathcal{B}(B_s^0 \rightarrow K^+K^-)$	Belle [1035] $38^{+10}_{-9} \pm 7$ <sup>3</sup> CDF [961] <sup>8</sup> LHCb [962] <sup>8</sup>	$26.6^{+3.2}_{-2.7}$ $26.6 \pm 2.2$
$\mathcal{B}(B_s^0 \rightarrow K^0\bar{K}^0)$	LHCb [987] $16.7 \pm 2.9 \pm 2.1$ <sup>3,9</sup> Belle [1040] $19.6^{+5.8}_{-5.1} \pm 2.2$ <sup>3</sup>	$17.4 \pm 3.1$ $17.6^{+3.2}_{-3.1}$

<sup>1</sup> Measurement of  $(\mathcal{B}(B_s^0 \rightarrow \pi^+\pi^-)/\mathcal{B}(B^0 \rightarrow K^+\pi^-))\frac{f_s}{f_d}$  used in our fit.<sup>2</sup> Using  $\mathcal{B}(B^+ \rightarrow \eta'K^+)$ .<sup>3</sup> Multiple systematic uncertainties are added in quadrature.<sup>4</sup>  $400 < M(\pi^+\pi^-) < 1600$  MeV/c<sup>2</sup>.<sup>5</sup> Using  $\mathcal{B}(B^0 \rightarrow \phi(1020)K^*(892)^0)$ .<sup>6</sup> Using  $\mathcal{B}(B_s^0 \rightarrow J/\psi\phi(1020))$ .<sup>7</sup> Measurement of  $(\mathcal{B}(B_s^0 \rightarrow K^-\pi^+)/\mathcal{B}(B^0 \rightarrow K^+\pi^-))\frac{f_s}{f_d}$  used in our fit.<sup>8</sup> Measurement of  $(\mathcal{B}(B_s^0 \rightarrow K^+K^-)/\mathcal{B}(B^0 \rightarrow K^+\pi^-))\frac{f_s}{f_d}$  used in our fit.<sup>9</sup> Using  $\mathcal{B}(B^0 \rightarrow \phi(1020)K^0)$ .

Table 222: Branching fractions of charmless  $B_s^0$  decays (part 2).

Parameter [ $10^{-6}$ ]	Measurements		Average <sup>HFLAV</sup> <sub>PDG</sub>
$\mathcal{B}(B_s^0 \rightarrow K^0 \pi^+ \pi^-)$	LHCb [974]	$9.49 \pm 1.34 \pm 1.67$ <sup>1,2</sup>	$9.5 \pm 2.1$
$\mathcal{B}(B_s^0 \rightarrow K^0 K^+ \pi^- + \text{c.c.})$	LHCb [974]	$84.5 \pm 3.5 \pm 8.0$ <sup>1,2</sup>	$84.5 \pm 8.7$ $84.5 \pm 8.8$
$\mathcal{B}(B_s^0 \rightarrow K^*(892)^- \pi^+)$	LHCb [976]	$2.98 \pm 0.99 \pm 0.42$ <sup>3</sup>	$3.0 \pm 1.1$ p=1.6‰ $2.9 \pm 1.1$
$\mathcal{B}(B_s^0 \rightarrow K^*(892)^+ K^- + \text{c.c.})$	LHCb [1041]	$18.6 \pm 1.2 \pm 4.5$ <sup>4,5</sup>	$18.6 \pm 4.7$
$\mathcal{B}(B_s^0 \rightarrow (K\pi)_0^{*+} K^- + \text{c.c.})$	<b>LHCb [1041]</b>	$24.9 \pm 1.8 \pm 20.2$ <sup>4,5</sup>	$25 \pm 20$ none
$\mathcal{B}(B_s^0 \rightarrow K_0^*(1430)^+ K^- + \text{c.c.})$	LHCb [1041]	$31.3 \pm 2.3 \pm 25.3$ <sup>4,5</sup>	$31 \pm 25$
$\mathcal{B}(B_s^0 \rightarrow K_2^*(1430)^+ K^- + \text{c.c.})$	LHCb [1041]	$10.3 \pm 2.5 \pm 16.4$ <sup>4,5</sup>	$10 \pm 17$
$\mathcal{B}(B_s^0 \rightarrow K^*(892)^0 \bar{K}^0 + \text{c.c.})$	LHCb [1041]	$19.8 \pm 2.8 \pm 5.0$ <sup>4,5</sup>	$19.8 \pm 5.7$
$\mathcal{B}(B_s^0 \rightarrow (K\pi)_0^{*0} \bar{K}^0 + \text{c.c.})$	<b>LHCb [1041]</b>	$26.2 \pm 2.0 \pm 7.8$ <sup>4,5</sup>	$26.2 \pm 8.1$ none
$\mathcal{B}(B_s^0 \rightarrow K_0^*(1430)^0 \bar{K}^0 + \text{c.c.})$	LHCb [1041]	$33.0 \pm 2.5 \pm 9.8$ <sup>4,5</sup>	$33 \pm 10$
$\mathcal{B}(B_s^0 \rightarrow K_2^*(1430)^0 \bar{K}^0 + \text{c.c.})$	LHCb [1041]	$16.8 \pm 4.5 \pm 21.3$ <sup>4,5</sup>	$17 \pm 22$
$\mathcal{B}(B_s^0 \rightarrow K_S^0 K^*(892)^0 + \text{c.c.})$	LHCb [973]	$17.1 \pm 3.6 \pm 2.4$ <sup>5,6</sup>	$17.1 \pm 4.3$ p=1.6‰ $16.4 \pm 4.1$

<sup>1</sup> Regions corresponding to  $D$ ,  $\Lambda_c^+$  and charmonium resonances are vetoed in this analysis.

<sup>2</sup> Using  $\mathcal{B}(B^0 \rightarrow K^0 \pi^+ \pi^-)$ .

<sup>3</sup> Using  $\mathcal{B}(B^0 \rightarrow K^*(892)^+ \pi^-)$ .

<sup>4</sup> Result extracted from Dalitz-plot analysis of  $B_s^0 \rightarrow K_S^0 K^+ \pi^-$  decays.

<sup>5</sup> Multiple systematic uncertainties are added in quadrature.

<sup>6</sup> Using  $\mathcal{B}(B^0 \rightarrow K^0 \pi^+ \pi^-)$ .



Table 223: Branching fractions of charmless  $B_s^0$  decays (part 3).

Parameter [ $10^{-6}$ ]	Measurements	Average <sup>HFLAV</sup> <sub>PDG</sub>
$\mathcal{B}(B_s^0 \rightarrow K^0 K^+ K^-)$	LHCb [974] $1.29 \pm 0.55 \pm 0.36$ <sup>1,2</sup>	$1.29 \pm 0.66$ $1.29 \pm 0.65$
$\mathcal{B}(B_s^0 \rightarrow \bar{K}^*(892)^0 \rho^0(770))$	SLD [1037] $< 767$	$< 767$
$\mathcal{B}(B_s^0 \rightarrow K^*(892)^0 \bar{K}^*(892)^0)$	LHCb [992] $11.2 \pm 2.2 \pm 1.5$ <sup>3,4</sup> LHCb [994] <sup>3,5</sup>	$11.0 \pm 2.0$ $11.1 \pm 2.7$
$\mathcal{B}(B_s^0 \rightarrow \phi(1020) \bar{K}^*(892)^0)$	LHCb [990] $1.14 \pm 0.24 \pm 0.17$ <sup>3,4</sup>	$1.14 \pm 0.29$ $1.14 \pm 0.30$
$\mathcal{B}(B_s^0 \rightarrow p \bar{p})$	LHCb [1017] $< 0.015$	$< 0.015$
$\mathcal{B}(B_s^0 \rightarrow p \bar{p} K^+ K^-)$	LHCb [1019] $4.2 \pm 0.3 \pm 0.4$ <sup>6,3</sup>	$4.2 \pm 0.5$ $4.5 \pm 0.5$
$\mathcal{B}(B_s^0 \rightarrow p \bar{p} K^+ \pi^-)$	LHCb [1019] $1.3 \pm 0.2 \pm 0.2$ <sup>6,3</sup>	$1.3 \pm 0.3$ $1.4 \pm 0.3$
$\mathcal{B}(B_s^0 \rightarrow p \bar{p} \pi^+ \pi^-)$	LHCb [1019] $< 0.66$ <sup>6</sup>	$< 0.66$ $0.43 \pm 0.20$
$\mathcal{B}(B_s^0 \rightarrow p \bar{\Lambda}^0 K^- + \text{c.c.})$	LHCb [1042] $5.46 \pm 0.61 \pm 0.82$ <sup>3</sup>	$5.5 \pm 1.0$

<sup>1</sup> Regions corresponding to  $D$ ,  $\Lambda_c^+$  and charmonium resonances are vetoed in this analysis.

<sup>2</sup> Using  $\mathcal{B}(B^0 \rightarrow K^0 \pi^+ \pi^-)$ .

<sup>3</sup> Multiple systematic uncertainties are added in quadrature.

<sup>4</sup> Using  $\mathcal{B}(B^0 \rightarrow \phi(1020) K^*(892)^0)$ .

<sup>5</sup> Measurement of  $\mathcal{B}(B^0 \rightarrow K^*(892)^0 \bar{K}^*(892)^0) / \mathcal{B}(B_s^0 \rightarrow K^*(892)^0 \bar{K}^*(892)^0)$  used in our fit.

<sup>6</sup>  $m_{p\bar{p}} < 2.85 \text{ GeV}/c^2$ .

Table 224: Branching fractions of charmless  $B_s^0$  decays (part 4).

Parameter [ $10^{-6}$ ]	Measurements	Average <sup>HFLAV</sup> <sub>PDG</sub>
$\mathcal{B}(B_s^0 \rightarrow \gamma\gamma)$	Belle [1043] $< 3.1$	$< 3.1$
$\mathcal{B}(B_s^0 \rightarrow \phi(1020)\gamma)$	LHCb [1044] $33.9 \pm 1.7 \pm 3.1$ <sup>1</sup>	$34.1 \pm 3.2$
	Belle [1043] $36.0 \pm 5.0 \pm 7.0$	$34.2 \pm 3.6$
$\mathcal{B}(B_s^0 \rightarrow \mu^+\mu^-)^2$	ATLAS [1045] $0.0028^{+0.0008}_{-0.0007}$	$0.00295 \pm 0.00041$ $0.00294^{+0.00042}_{-0.00039}$
	LHCb [1046] $0.0030 \pm 0.0006^{+0.0003}_{-0.0002}$	
	CMS [108] $0.0029 \pm 0.0007 \pm 0.0002$	
	CDF [1047] $0.013^{+0.009}_{-0.007}$	
$\mathcal{B}(B_s^0 \rightarrow e^+e^-)$	LHCb [1048] $< 0.0094$	$< 0.0094$
	CDF [1049] $< 0.28$	
$\mathcal{B}(B_s^0 \rightarrow \tau^+\tau^-)^3$	LHCb [1050] $< 5200.0$	$< 5200$
		$< 6800$
$\mathcal{B}(B_s^0 \rightarrow \mu^+\mu^-\mu^+\mu^-)$	LHCb [1051] $< 0.0025$ <sup>4</sup>	$< 0.0025$
$\mathcal{B}(B_s^0 \rightarrow \phi(1020)\mu^+\mu^-)^{5,6}$	<b>LHCb [1052]</b> $0.859 \pm 0.023 \pm 0.061$ <sup>7,8</sup>	$0.865^{+0.066}_{-0.064}$
	CDF [1025] $1.21 \pm 0.20 \pm 0.11$ <sup>8</sup>	$0.823^{+0.119}_{-0.116}$
$\mathcal{B}(B_s^0 \rightarrow \bar{K}^*(892)^0\mu^+\mu^-)$	LHCb [1053] $0.029 \pm 0.010 \pm 0.004$ <sup>7</sup>	$0.029 \pm 0.011$
$\mathcal{B}(B_s^0 \rightarrow \pi^+\pi^-\mu^+\mu^-)$	LHCb [1006] <sup>9,10</sup>	$0.084 \pm 0.016$
		$0.084 \pm 0.017$
$\mathcal{B}(B_s^0 \rightarrow \phi(1020)\nu\bar{\nu})$	DELPHI [977] $< 5400$	$< 5400$
$\mathcal{B}(B_s^0 \rightarrow e^+\mu^- + \text{c.c.})$	LHCb [1054] $< 0.0054$	$< 0.0054$
	CDF [1049] $< 0.2$	
$\mathcal{B}(B_s^0 \rightarrow \tau^+\mu^- + \text{c.c.})^3$	LHCb [1055] $< 34.0$	$< 34$
		$< 42$
$\mathcal{B}(B_s^0 \rightarrow \eta'\eta)$	<b>Belle [1056]</b> $< 65$	$< 65$
		none
$\mathcal{B}(B_s^0 \rightarrow f_2'(1525)\mu^+\mu^-)$	<b>LHCb [1052]</b> $0.166 \pm 0.020 \pm 0.015$ <sup>7,8</sup>	$0.166^{+0.026}_{-0.024}$
		none

<sup>1</sup> Using  $\mathcal{B}(B^0 \rightarrow K^*(892)^0\gamma)$ .<sup>2</sup> The ATLAS measurement is correlated with  $\mathcal{B}(B^0 \rightarrow \mu^+\mu^-)$ . This correlation is not taken into account in our average. For more information see Ref. [1057].<sup>3</sup> PDG shows the result obtained at 95% CL.<sup>4</sup> At CL=95 %.<sup>5</sup> The PDG uncertainty includes a scale factor.<sup>6</sup> Treatment of charmonium intermediate components differs between the results.<sup>7</sup> Multiple systematic uncertainties are added in quadrature.<sup>8</sup> Using  $\mathcal{B}(B_s^0 \rightarrow J/\psi\phi(1020))$ .<sup>9</sup>  $0.5 < m_{\pi^+\pi^-} < 1.3$  GeV/c<sup>2</sup>.<sup>10</sup> Measurement of  $\mathcal{B}(B_s^0 \rightarrow \pi^+\pi^-\mu^+\mu^-)/(\mathcal{B}(B^0 \rightarrow J/\psi K^*(892)^0)\mathcal{B}(J/\psi \rightarrow \mu^+\mu^-)\mathcal{B}(K^*(892)^0 \rightarrow K\pi)2/3)$  used in our fit.

Table 225: Relative branching fractions of charmless  $B_s^0$  decays (part 1).

Parameter [ $10^{-2}$ ]	Measurements		Average
$\frac{f_s}{f_d} \frac{\mathcal{B}(B_s^0 \rightarrow \pi^+ \pi^-)}{\mathcal{B}(B^0 \rightarrow K^+ \pi^-)}$	LHCb [963] CDF [960]	$0.915 \pm 0.071 \pm 0.083$ $0.8 \pm 0.2 \pm 0.1$	$0.893 \pm 0.098$
$\frac{f_s}{f_d} \frac{\mathcal{B}(B_s^0 \rightarrow \pi^+ \pi^-)}{\mathcal{B}(B^0 \rightarrow \pi^+ \pi^-)}$	LHCb [962]	$5.0^{+1.1}_{-0.9} \pm 0.4$	$5.0^{+1.2}_{-1.0}$
$\frac{\mathcal{B}(B_s^0 \rightarrow \phi(1020)\phi(1020))}{\mathcal{B}(B_s^0 \rightarrow J/\psi\phi(1020))}^1$	CDF [1039]	$1.78 \pm 0.14 \pm 0.20$	$1.78 \pm 0.24$
$\frac{\mathcal{B}(B_s^0 \rightarrow \phi(1020)\phi(1020))}{\mathcal{B}(B^0 \rightarrow \phi(1020)K^*(892)^0)}$	LHCb [991]	$184 \pm 5 \pm 13^2$	$184 \pm 14$
$\frac{f_s}{f_d} \frac{\mathcal{B}(B_s^0 \rightarrow K^+ \pi^-)}{\mathcal{B}(B_d^0 \rightarrow K^+ \pi^-)}$	LHCb [962] CDF [959]	$7.4 \pm 0.6 \pm 0.6$ $7.1 \pm 1.0 \pm 0.7$	$7.30 \pm 0.70$
$\frac{f_s}{f_d} \frac{\mathcal{B}(B_s^0 \rightarrow K^+ K^-)}{\mathcal{B}(B_d^0 \rightarrow K^+ \pi^-)}$	LHCb [962] CDF [961]	$31.6 \pm 0.9 \pm 1.9$ $34.7 \pm 2.0 \pm 2.1$	$32.7 \pm 1.7$
$\frac{\mathcal{B}(B_s^0 \rightarrow K^0 \pi^+ \pi^-)}{\mathcal{B}(B^0 \rightarrow K^0 \pi^+ \pi^-)}$	LHCb [974]	$19.1 \pm 2.7 \pm 3.3^{3,2}$	$19.1 \pm 4.3$
$\frac{\mathcal{B}(B_s^0 \rightarrow K^0 K^+ \pi^- + \text{c.c.})}{\mathcal{B}(B^0 \rightarrow K^0 \pi^+ \pi^-)}$	LHCb [974]	$170 \pm 7 \pm 15^{3,2}$	$170 \pm 16$
$\frac{\mathcal{B}(B_s^0 \rightarrow K^0 K^+ K^-)}{\mathcal{B}(B^0 \rightarrow K^0 \pi^+ \pi^-)}$	LHCb [974]	$< 5.1^3$	$< 5.1$
$\frac{\mathcal{B}(B_s^0 \rightarrow K^*(892)^- \pi^+)}{\mathcal{B}(B^0 \rightarrow K^*(892)^+ \pi^-)}$	LHCb [976]	$39 \pm 13 \pm 5$	$39 \pm 14$
$\frac{\mathcal{B}(B_s^0 \rightarrow K^*(892)^0 \bar{K}^*(892)^0)}{\mathcal{B}(B^0 \rightarrow \phi(1020)K^*(892)^0)}$	LHCb [992]	$111 \pm 22 \pm 13^2$	$111 \pm 26$
$\frac{\mathcal{B}(B_s^0 \rightarrow \phi(1020)\bar{K}^*(892)^0)}{\mathcal{B}(B^0 \rightarrow \phi(1020)K^*(892)^0)}$	LHCb [990]	$11.3 \pm 2.4 \pm 1.6^2$	$11.3 \pm 2.9$
$\frac{\mathcal{B}(B_s^0 \rightarrow \phi(1020)\mu^+ \mu^-)}{\mathcal{B}(B_s^0 \rightarrow J/\psi\phi(1020))}$	LHCb [1052] CDF [1025]	$0.0800 \pm 0.0021 \pm 0.0016^2$ $0.113 \pm 0.019 \pm 0.007$	$0.0806 \pm 0.0026$

<sup>1</sup> The PDG average is a result of a fit including input from other measurements.

<sup>2</sup> Multiple systematic uncertainties are added in quadrature.

<sup>3</sup> Regions corresponding to  $D$ ,  $\Lambda_c^+$  and charmonium resonances are vetoed in this analysis.

Table 226: Relative branching fractions of charmless  $B_s^0$  decays (part 2).

Parameter [ $10^{-2}$ ]	Measurements	Average
$\frac{\mathcal{B}(B_s^0 \rightarrow p\bar{p}K^+\pi^-)}{\mathcal{B}(B^0 \rightarrow p\bar{p}K^+\pi^-)}$	LHCb [1019] $22 \pm 4 \pm 2$ <sup>1,2</sup>	$22 \pm 5$
$\frac{\mathcal{B}(B_s^0 \rightarrow p\bar{p}K^+\pi^-)}{\mathcal{B}(B_s^0 \rightarrow p\bar{p}K^+K^-)}$	LHCb [1019] $31 \pm 5 \pm 2$ <sup>1</sup>	$31 \pm 5$
$\frac{\mathcal{B}(B_s^0 \rightarrow \bar{K}^*(892)^0\mu^+\mu^-)}{\mathcal{B}(B_s^0 \rightarrow J/\psi\bar{K}^*(892)^0) \times \mathcal{B}(J/\psi \rightarrow \mu^+\mu^-)}$	LHCb [1053] $1.4 \pm 0.4 \pm 0.1$ <sup>2</sup>	$1.4 \pm 0.4$
$\frac{\mathcal{B}(B_s^0 \rightarrow \bar{K}^*(892)^0\mu^+\mu^-)}{\mathcal{B}(\bar{B}^0 \rightarrow \bar{K}^*(892)^0\mu^+\mu^-)}$	LHCb [1053] $3.3 \pm 1.1 \pm 0.4$ <sup>2</sup>	$3.3 \pm 1.2$
$\frac{\mathcal{B}(B_s^0 \rightarrow \phi(1020)\phi(1020)\phi(1020))}{\mathcal{B}(B_s^0 \rightarrow \phi(1020)\phi(1020))}$	LHCb [1058] $11.7 \pm 3.0 \pm 1.5$	$11.7 \pm 3.4$
$\frac{\mathcal{B}(B_s^0 \rightarrow K^0\bar{K}^0)}{\mathcal{B}(B^0 \rightarrow \phi(1020)K^0)}$	LHCb [987] $230 \pm 40 \pm 22$ <sup>2</sup>	$230 \pm 46$
$\frac{\mathcal{B}(B_s^0 \rightarrow K_S^0 K^*(892)^0 + \text{c.c.})}{\mathcal{B}(B^0 \rightarrow K_S^0\pi^+\pi^-)}$	LHCb [973] $33 \pm 7 \pm 4$ <sup>2</sup>	$33 \pm 8$
$\frac{\mathcal{B}(B_s^0 \rightarrow f_2'(1525)\mu^+\mu^-)}{\mathcal{B}(B_s^0 \rightarrow J/\psi\phi(1020))}$	LHCb [1052] $0.0155 \pm 0.0019 \pm 0.0008$ <sup>2</sup>	$0.0155 \pm 0.0021$
$\frac{\mathcal{B}(B_s^0 \rightarrow \pi^+\pi^-\mu^+\mu^-)}{\mathcal{B}(B^0 \rightarrow J/\psi K^{*0}) \times \mathcal{B}(J/\psi \rightarrow \mu^+\mu^-) \times \mathcal{B}(K^{*0} \rightarrow K^+\pi^-)}$	LHCb [1006] $0.167 \pm 0.029 \pm 0.013$ <sup>3</sup>	$0.167 \pm 0.032$

<sup>1</sup>  $m_{p\bar{p}} < 2.85 \text{ GeV}/c^2$ .

<sup>2</sup> Multiple systematic uncertainties are added in quadrature.

<sup>3</sup>  $0.5 < m_{\pi^+\pi^-} < 1.3 \text{ GeV}/c^2$ .

- 3468 Measurements that are not included in the tables (the definitions of observables can be found  
3469 in the corresponding experimental papers):
- 3470 • In Ref. [1052], LHCb reports the differential  $B_s^0 \rightarrow \phi \mu^+ \mu^-$  branching fraction in bins of  
3471  $m^2(\mu^+ \mu^-)$ .
  - 3472 • In Ref. [1059], LHCb performs an angular analysis of  $B_s^0 \rightarrow \phi \mu^+ \mu^-$  decays and reports the  
3473 differential branching fractions,  $F_L$ ,  $S_3$ ,  $S_4$ ,  $S_7$ ,  $A_5$ ,  $A_6$ ,  $A_8$  and  $A_9$  in bins of  $m^2(\mu^+ \mu^-)$ .
  - 3474 • In Ref. [1060], LHCb reports the photon polarization in  $B_s^0 \rightarrow \phi \gamma$  decays.

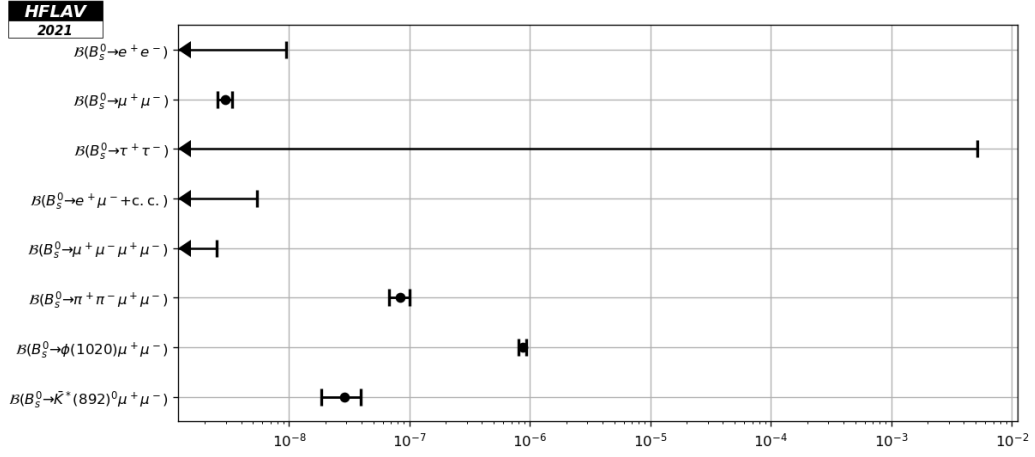


Figure 73: Branching fractions of charmless leptonic  $B_s^0$  decays.




Figure 74: Branching fractions of charmless non-leptonic  $B_s^0$  decays.

## 3475 9.5 Decays of $B_c^+$ mesons

3476 Table 227 details branching fractions and ratios of branching fractions of  $B_c^+$  meson decays to  
3477 charmless hadronic final states.

Table 227: Branching fractions and relative branching fractions of  $B_c^+$  decays.

Parameter	Measurements	Average
$\mathcal{B}(B_c^+ \rightarrow p\bar{p}\pi^+) \times \frac{f_c}{f_u} [10^{-8}]$	LHCb [1061] $< 2.8$ <sup>1</sup>	$< 2.8$
$\frac{\mathcal{B}(B_c^+ \rightarrow K^+ K_S^0)}{\mathcal{B}(B^+ \rightarrow K_S^0 \pi^+)} \times \frac{f_c}{f_u} [10^{-2}]$	LHCb [884] $< 5.8$	$< 5.8$
$\mathcal{B}(B_c^+ \rightarrow K^+ \bar{K}^0)^2 [10^{-4}]$	LHCb [884] $< 4.6$	$< 4.6$
$\mathcal{B}(B_c^+ \rightarrow K^+ K^- \pi^+) \times \frac{f_c}{f_u} [10^{-7}]$	LHCb [852] $< 1.50$ <sup>3</sup>	$< 1.5$
$\mathcal{B}(B_c^+ \rightarrow B_s^0 \pi^+) \times \frac{f_c}{f_s} [10^{-3}]$	LHCb [860] $2.37 \pm 0.31^{+0.20}_{-0.17}$ <sup>4,5</sup>	$2.37 \pm 0.36$

<sup>1</sup> Measured in the region  $m(p\bar{p}) < 2.85 \text{ GeV}/c^2$ ,  $p_T(B) < 20 \text{ GeV}/c$  and  $2.0 < y(B) < 4.5$ .

<sup>2</sup> Derived from the ratio in the previous entry using  $\mathcal{B}(B^+ \rightarrow K^0 \pi^+) = (23.97 \pm 0.53 \pm 0.71) \times 10^{-6}$ ,  $f_u = 0.33$  and  $f_c = 0.001$ .

<sup>3</sup> Measured in the annihilation region  $m_{K^+ \pi^+} < 1.834 \text{ GeV}/c^2$ , and in the fiducial region  $p_T(B) < 20 \text{ GeV}/c$  and  $2.0 < y(B) < 4.5$

<sup>4</sup> In the pseudorapidity range  $2 < \eta(B) < 5$ .

<sup>5</sup> Multiple systematic uncertainties are added in quadrature.

## 3478 9.6 Rare decays of $B^0$ and $B^+$ mesons with photons and/or leptons

3479 This section reports different observables for radiative decays, lepton-flavour/number-violating  
3480 (LFV/LNV) decays and flavour-changing-neutral-current (FCNC) decays with leptons of  $B^0$   
3481 and  $B^+$  mesons. In all decays listed in this section, charmonium intermediate states are vetoed.  
3482 Tables 228 to 230, 231 to 234 and 235 to 237 provide compilations of branching fractions  
3483 of radiative and FCNC decays with leptons of  $B^+$  mesons,  $B^0$  mesons and their admixture,  
3484 respectively. Tables 234 and 237 also include LFV/LNV decays. Tables 238 and 239 contain  
3485 branching fractions of leptonic and radiative-leptonic  $B^+$  and  $B^0$  decays. These are followed  
3486 by Tables 240 and 241, which give relative branching fractions of  $B^+$  and  $B^0$  decays, then  
3487 Table 242, which gives a compilation of inclusive decays. In the modes listed in Table 242,  
3488 the radiated particle is a gluon, which is an exception in this section. Table 243 contains  
3489 isospin asymmetry measurements. Finally, Tables 244 to 245 and 246 provide compilations  
3490 of branching fractions of  $B^+$  and  $B^0$  mesons to lepton-flavour/number-violating final states,  
3491 respectively. Figures 75 to 80 show graphic representations of a selection of results given in this  
3492 section.

Table 228: Branching fractions of charmless radiative and FCNC decays with leptons of  $B^+$  mesons (part 1).

Parameter [ $10^{-6}$ ]	Measurements		Average <sup>HFLAV</sup> <sub>PDG</sub>
$\mathcal{B}(B^+ \rightarrow K^*(892)^+\gamma)^1$	Belle [1062]	$37.6 \pm 1.0 \pm 1.2$	$39.2 \pm 1.2$
	BaBar [1063]	$42.2 \pm 1.4 \pm 1.6$	$39.2 \pm 2.2$
	CLEO [1064]	$37.6^{+8.9}_{-8.3} \pm 2.8$	
$\mathcal{B}(B^+ \rightarrow K_1(1270)^+\gamma)$	BaBar [404]	$44.1^{+6.3}_{-4.4} \pm 5.8$ <sup>2</sup>	$43.8^{+7.0}_{-6.3}$
	Belle [1065]	$43.0 \pm 9.0 \pm 9.0$ <sup>3</sup>	$43.8^{+7.1}_{-6.3}$
$\mathcal{B}(B^+ \rightarrow \eta K^+\gamma)$	BaBar [408]	$7.7 \pm 1.0 \pm 0.4$ <sup>4</sup>	$7.89 \pm 0.92$
	Belle [1066]	$8.4 \pm 1.5^{+1.2}_{-0.9}$ <sup>5</sup>	$7.88^{+0.94}_{-0.92}$
$\mathcal{B}(B^+ \rightarrow \eta' K^+\gamma)$	Belle [1067]	$3.6 \pm 1.2 \pm 0.4$ <sup>6</sup>	$2.9 \pm 1.0$
	BaBar [1068]	$1.9^{+1.5}_{-1.2} \pm 0.1$ <sup>4</sup>	$2.9^{+1.0}_{-0.9}$
$\mathcal{B}(B^+ \rightarrow \phi(1020)K^+\gamma)^1$	Belle [410]	$2.48 \pm 0.30 \pm 0.24$	$2.71 \pm 0.34$
	BaBar [1069]	$3.5 \pm 0.6 \pm 0.4$ <sup>7</sup>	$2.71 \pm 0.42$
$\mathcal{B}(B^+ \rightarrow K^+\pi^-\pi^+\gamma)^1$	BaBar [404]	$24.5 \pm 0.9 \pm 1.2$ <sup>8</sup>	$24.6 \pm 1.3$
	Belle [1065]	$25.0 \pm 1.8 \pm 2.2$ <sup>3</sup>	$25.8 \pm 1.5$
$\mathcal{B}(B^+ \rightarrow K^*(892)^0\pi^+\gamma)$	BaBar [404]	$23.4 \pm 0.9^{+0.8}_{-0.7}$ <sup>8</sup>	$23.3 \pm 1.2$
	Belle [1070]	$20.0^{+7.0}_{-6.0} \pm 2.0$ <sup>8</sup>	$23.3^{+1.2}_{-1.1}$
$\mathcal{B}(B^+ \rightarrow K^+\rho^0(770)\gamma)$	BaBar [404]	$8.2 \pm 0.4 \pm 0.8$ <sup>8</sup>	$8.2 \pm 0.9$
	Belle [1070]	$< 20.0$ <sup>8</sup>	
$\mathcal{B}(B^+ \rightarrow (K\pi)_0^{*0}\pi^+\gamma) \times \mathcal{B}((K\pi)_0^{*0} \rightarrow K^+\pi^-)^9$	BaBar [404]	$10.3^{+0.7}_{-0.8}{}^{+1.5}_{-2.0}$ <sup>8</sup>	$10.3^{+1.7}_{-2.2}$ none
$\mathcal{B}(B^+ \rightarrow K^+\pi^-\pi^+\gamma(\text{NR}))$	BaBar [404]	$9.9 \pm 0.7^{+1.5}_{-1.9}$ <sup>8,10</sup>	$9.9^{+1.7}_{-2.0}$
	Belle [1070]	$< 9.2$ <sup>11</sup>	

<sup>1</sup> The PDG uncertainty includes a scale factor.

<sup>2</sup> Multiple systematic uncertainties are added in quadrature.

<sup>3</sup>  $1 < M_{K\pi\pi} < 2 \text{ GeV}/c^2$ .

<sup>4</sup>  $M_{K\eta^{(\prime)}}$   $< 3.25 \text{ GeV}/c^2$ .

<sup>5</sup>  $M_{K\eta} < 2.4 \text{ GeV}/c^2$ .

<sup>6</sup>  $M_{K\eta'} < 3.4 \text{ GeV}/c^2$ .

<sup>7</sup>  $M_{\phi K} < 3.0 \text{ GeV}/c^2$ .

<sup>8</sup>  $M_{K\pi\pi} < 1.8 \text{ GeV}/c^2$ .

<sup>9</sup> This corresponds to the  $(K\pi)$   $S$ -wave obtained with LASS parameterisation [338].

<sup>10</sup>  $M_{K\pi} < 1.6 \text{ GeV}/c^2$ .

<sup>11</sup>  $1.25 < M_{K\pi} < 1.6 \text{ GeV}/c^2$ .



Table 229: Branching fractions of charmless radiative and FCNC decays with leptons of  $B^+$  mesons (part 2).

Parameter [ $10^{-6}$ ]	Measurements	Average <sup>HFLAV</sup> <sub>PDG</sub>
$\mathcal{B}(B^+ \rightarrow K^0 \pi^+ \pi^0 \gamma)$	BaBar [1071] $45.6 \pm 4.2 \pm 3.1$ <sup>1</sup>	$45.6 \pm 5.2$
$\mathcal{B}(B^+ \rightarrow K_1(1400)^+ \gamma)$	BaBar [404] $9.7^{+4.6+2.9}_{-2.9-2.4}$ <sup>2</sup> Belle [1065] $< 15.0$	$9.7^{+5.4}_{-3.8}$
$\mathcal{B}(B^+ \rightarrow K^*(1410)^+ \gamma)$	BaBar [404] $27.1^{+5.4+5.9}_{-4.8-3.7}$ <sup>2</sup>	$27.1^{+8.0}_{-6.1}$
$\mathcal{B}(B^+ \rightarrow K_0^*(1430)^0 \pi^+ \gamma)$	BaBar [404] $1.32^{+0.09+0.24}_{-0.10-0.30}$ <sup>2,2</sup>	$1.32^{+0.26}_{-0.31}$ $1.32^{+0.26}_{-0.32}$
$\mathcal{B}(B^+ \rightarrow K_2^*(1430)^+ \gamma)$	BaBar [1072] $14.5 \pm 4.0 \pm 1.5$ BaBar [404] $8.7^{+7.0+8.7}_{-5.3-10.4}$ <sup>2</sup>	$13.8 \pm 4.0$
$\mathcal{B}(B^+ \rightarrow K^*(1680)^+ \gamma)$	BaBar [404] $66.7^{+9.3+14.4}_{-7.8-11.4}$ <sup>2</sup>	$67^{+17}_{-14}$
$\mathcal{B}(B^+ \rightarrow K_3^*(1780)^+ \gamma)$	Belle [1066] $< 9.7$	$< 9.7$ $< 39.0$
$\mathcal{B}(B^+ \rightarrow K_4^*(2045)^+ \gamma)$	ARGUS [1073] $< 9900$	$< 9900$
$\mathcal{B}(B^+ \rightarrow \rho^+(770) \gamma)$	Belle [1074] $0.87^{+0.29+0.09}_{-0.27-0.11}$ BaBar [1075] $1.2 \pm 0.4 \pm 0.2$	$0.98 \pm 0.24$ $0.98^{+0.25}_{-0.24}$
$\mathcal{B}(B^+ \rightarrow p \bar{\Lambda}^0 \gamma)$	Belle [1014] $2.45^{+0.44}_{-0.38} \pm 0.22$	$2.45^{+0.49}_{-0.44}$
$\mathcal{B}(B^+ \rightarrow p \bar{\Sigma}^0 \gamma)$	Belle [1076] $< 4.6$	$< 4.6$
$\mathcal{B}(B^+ \rightarrow \pi^+ \ell^+ \ell^-)^3$	Belle [1077] $< 0.049$ BaBar [1078] $< 0.066$	$< 0.049$
$\mathcal{B}(B^+ \rightarrow \pi^+ e^+ e^-)^3$	Belle [1077] $< 0.08$ BaBar [1078] $< 0.125$	$< 0.08$
$\mathcal{B}(B^+ \rightarrow \pi^+ \mu^+ \mu^-)^3$	BaBar [1078] $< 0.055$ Belle [1077] $< 0.069$ LHCb [1079] <sup>4,5</sup>	$0.0178 \pm 0.0023$
$\mathcal{B}(B^+ \rightarrow \pi^+ \nu \bar{\nu})$	Belle [1080] $< 14.0$ BaBar [1081] $< 100.0$	$< 14$

<sup>1</sup>  $M_{K\pi\pi} < 1.8 \text{ GeV}/c^2$ .

<sup>2</sup> Multiple systematic uncertainties are added in quadrature.

<sup>3</sup> Treatment of charmonium intermediate components differs between the results.

<sup>4</sup> LHCb also reports the branching fraction in bins of  $m_{\ell^+ \ell^-}^2$ .

<sup>5</sup> Measurement of  $\mathcal{B}(B^+ \rightarrow \pi^+ \mu^+ \mu^-)/(\mathcal{B}(B^+ \rightarrow J/\psi K^+) \mathcal{B}(J/\psi \rightarrow \mu^+ \mu^-))$  used in our fit.

Table 230: Branching fractions of charmless radiative and FCNC decays with leptons of  $B^+$  mesons (part 3).

Parameter [ $10^{-6}$ ]	Measurements	Average <sup>HFLAV</sup> <sub>PDG</sub>
$\mathcal{B}(B^+ \rightarrow K^+ \ell^+ \ell^-)^1$	<b>LHCb [1082]</b> $0.429 \pm 0.007 \pm 0.021$ <sup>2</sup>	$0.463 \pm 0.019$
	Belle [1083] $0.599^{+0.045}_{-0.043} \pm 0.014$	$p=3.3\%$
	BaBar [1084] $0.476^{+0.092}_{-0.086} \pm 0.022$	$0.471 \pm 0.046$
$\mathcal{B}(B^+ \rightarrow K^+ e^+ e^-)^1$	Belle [1083] $0.575^{+0.064}_{-0.061} \pm 0.015$	$0.561 \pm 0.056$
	BaBar [1084] $0.51^{+0.12}_{-0.11} \pm 0.02$	$0.560^{+0.058}_{-0.055}$
$\mathcal{B}(B^+ \rightarrow K^+ \mu^+ \mu^-)^{3,1}$	LHCb [1082] $0.429 \pm 0.007 \pm 0.021$	$0.450 \pm 0.021$
	Belle [1083] $0.624^{+0.065}_{-0.061} \pm 0.016$	$0.453 \pm 0.035$
	BaBar [1084] $0.41^{+0.16}_{-0.15} \pm 0.02$	
$\mathcal{B}(B^+ \rightarrow K^+ \tau^+ \tau^-)$	BaBar [1085] $< 2250.0$	$< 2250$
$\mathcal{B}(B^+ \rightarrow K^+ \nu \bar{\nu})$	BaBar [1086] $< 16.0$	
	Belle [1080] $< 19.0$	$< 16$
	<b>Belle II [1087]</b> $< 41.0$	
$\mathcal{B}(B^+ \rightarrow \rho^+(770) \nu \bar{\nu})$	Belle [1080] $< 30.0$	$< 30$
$\mathcal{B}(B^+ \rightarrow K^*(892)^+ \ell^+ \ell^-)^{3,1}$	LHCb [1082] $0.924 \pm 0.093 \pm 0.067$	$1.010 \pm 0.099$
	Belle [1088] $1.24^{+0.23}_{-0.21} \pm 0.13$	$1.009^{+0.113}_{-0.112}$
	BaBar [1084] $1.40^{+0.40}_{-0.37} \pm 0.09$	
$\mathcal{B}(B^+ \rightarrow K^*(892)^+ e^+ e^-)^1$	BaBar [1084] $1.38^{+0.47}_{-0.42} \pm 0.08$	$1.55 \pm 0.33$
	Belle [1088] $1.73^{+0.50}_{-0.42} \pm 0.20$	$1.55^{+0.36}_{-0.31}$
$\mathcal{B}(B^+ \rightarrow K^*(892)^+ \mu^+ \mu^-)^1$	LHCb [1082] $0.924 \pm 0.093 \pm 0.067$	
	Belle [1088] $1.11^{+0.32}_{-0.27} \pm 0.10$	$0.96 \pm 0.10$
	BaBar [1084] $1.46^{+0.79}_{-0.75} \pm 0.12$	
$\mathcal{B}(B^+ \rightarrow K^*(892)^+ \nu \bar{\nu})$	Belle [1089] $< 40.0$	
	Belle [1080] $< 61.0$	$< 40$
	BaBar [1086] $< 64.0$	
$\mathcal{B}(B^+ \rightarrow K^+ \pi^+ \pi^- \mu^+ \mu^-)$	LHCb [1090] $0.4337^{+0.0287}_{-0.0268} \pm 0.0254$ <sup>4</sup>	$0.434 \pm 0.038$ $0.433^{+0.038}_{-0.037}$
$\mathcal{B}(B^+ \rightarrow \phi(1020) K^+ \mu^+ \mu^-)$	LHCb [1090] $0.0790^{+0.0180}_{-0.0160} {}^{+0.0114}_{-0.0072}$ <sup>5</sup>	$0.079^{+0.022}_{-0.017}$ $0.079^{+0.021}_{-0.017}$
$\mathcal{B}(B^+ \rightarrow \bar{\Lambda}^0 p \nu \bar{\nu})$	BaBar [1091] $< 30.0$	$< 30$

<sup>1</sup> Treatment of charmonium intermediate components differs between the results.

<sup>2</sup> Only muons are used.

<sup>3</sup> The PDG uncertainty includes a scale factor.

<sup>4</sup> Using  $\mathcal{B}(B^+ \rightarrow \psi(2S) K^+)$ .

<sup>5</sup> Using  $\mathcal{B}(B^+ \rightarrow J/\psi \phi(1020) K^+)$ .

Table 231: Branching fractions of charmless radiative and FCNC decays with leptons of  $B^0$  mesons (part 1).

Parameter [ $10^{-6}$ ]	Measurements	Average <sup>HFLAV</sup> <sub>PDG</sub>
$\mathcal{B}(B^0 \rightarrow \eta K^0 \gamma)$	BaBar [408] $7.1^{+2.1}_{-2.0} \pm 0.4$ <sup>1</sup>	$7.6 \pm 1.8$
	Belle [1066] $8.7^{+3.1+1.9}_{-2.7-1.6}$ <sup>2</sup>	$7.6^{+1.8}_{-1.7}$
$\mathcal{B}(B^0 \rightarrow \eta' K^0 \gamma)$	Belle [1067] $< 6.4$ <sup>3</sup>	$< 6.4$
	BaBar [1068] $< 6.6$ <sup>1</sup>	
$\mathcal{B}(B^0 \rightarrow \phi(1020) K^0 \gamma)$	Belle [410] $2.74 \pm 0.60 \pm 0.32$	$2.74 \pm 0.68$
	BaBar [1069] $< 27$ <sup>4</sup>	
$\mathcal{B}(B^0 \rightarrow K^+ \pi^- \gamma)$	Belle [1070] $4.6^{+1.3+0.5}_{-1.2-0.7}$ <sup>5</sup>	$4.6 \pm 1.4$
$\mathcal{B}(B^0 \rightarrow K^*(892)^0 \gamma)$ <sup>6</sup>	Belle [1062] $39.6 \pm 0.7 \pm 1.4$	$41.8 \pm 1.2$ $41.8 \pm 2.5$
	BaBar [1063] $44.7 \pm 1.0 \pm 1.6$	
	CLEO [1064] $45.5^{+7.2}_{-6.8} \pm 3.4$	
	LHCb [1044] <sup>7</sup> , [1028] <sup>8</sup>	
$\mathcal{B}(B^0 \rightarrow K^*(1410)^0 \gamma)$	Belle [1070] $< 130.0$ <sup>5</sup>	$< 130$
$\mathcal{B}(B^0 \rightarrow K^+ \pi^- \gamma(\text{NR}))$	Belle [1070] $< 2.6$ <sup>5</sup>	$< 2.6$
$\mathcal{B}(K^{*0} X(214)) \times \mathcal{B}(X(214) \rightarrow \mu^+ \mu^-)$	Belle [1092] $< 0.0226$ <sup>9</sup>	$< 0.023$
$\mathcal{B}(B^0 \rightarrow K^0 \pi^+ \pi^- \gamma)$	BaBar [404] $20.5 \pm 2.0^{+2.6}_{-2.2}$	$19.9 \pm 1.8$
	BaBar [1071] $18.5 \pm 2.1 \pm 1.2$ <sup>10</sup>	
	Belle [1065] $24.0 \pm 4.0 \pm 3.0$ <sup>11</sup>	
$\mathcal{B}(B^0 \rightarrow K^+ \pi^- \pi^0 \gamma)$	BaBar [1071] $40.7 \pm 2.2 \pm 3.1$ <sup>10</sup>	$40.7 \pm 3.8$
$\mathcal{B}(B^0 \rightarrow K_1(1270)^0 \gamma)$	Belle [1065] $< 58.0$	$< 58$

<sup>1</sup>  $M_{K\eta^{(\prime)}}$   $< 3.25$  GeV/ $c^2$ .

<sup>2</sup>  $M_{K\eta}$   $< 2.4$  GeV/ $c^2$ .

<sup>3</sup>  $M_{K\eta'}$   $< 3.4$  GeV/ $c^2$ .

<sup>4</sup>  $M_{\phi K}$   $< 3.0$  GeV/ $c^2$ .

<sup>5</sup>  $1.25 < M_{K\pi} < 1.6$  GeV/ $c^2$ .

<sup>6</sup> The PDG uncertainty includes a scale factor.

<sup>7</sup> Measurement of  $\mathcal{B}(B_s^0 \rightarrow \phi(1020)\gamma)/\mathcal{B}(B^0 \rightarrow K^*(892)^0\gamma)$  used in our fit.

<sup>8</sup> Measurement of  $(\mathcal{B}(\Lambda_b^0 \rightarrow \Lambda^0\gamma)/\mathcal{B}(B^0 \rightarrow K^*(892)^0\gamma)) \frac{f_{\Lambda_b^0}}{f_d}$  used in our fit.

<sup>9</sup>  $X(214)$  is searched in the mass range [212, 300] MeV/ $c^2$ .

<sup>10</sup>  $M_{K\pi\pi} < 1.8$  GeV/ $c^2$ .

<sup>11</sup>  $1 < M_{K\pi\pi} < 2$  GeV/ $c^2$ .

Table 232: Branching fractions of charmless radiative and FCNC decays with leptons of  $B^0$  mesons (part 2).

Parameter [ $10^{-6}$ ]	Measurements	Average <sup>HFLAV</sup> <sub>PDG</sub>
$\mathcal{B}(B^0 \rightarrow K_1(1400)^0 \gamma)$	Belle [1065] $< 12.0$	$< 12$
$\mathcal{B}(B^0 \rightarrow K_2^*(1430)^0 \gamma)$	BaBar [1072] $12.2 \pm 2.5 \pm 1.0$ Belle [1070] $13.0 \pm 5.0 \pm 1.0$	$12.4 \pm 2.4$
$\mathcal{B}(B^0 \rightarrow K_3^*(1780)^0 \gamma)$	Belle [1066] $< 21$	$< 21$ $< 83$
$\mathcal{B}(B^0 \rightarrow \rho^0(770) \gamma)$	Belle [1074] $0.78^{+0.17}_{-0.16}^{+0.09}_{-0.10}$ BaBar [1075] $0.97^{+0.24}_{-0.22} \pm 0.06$	$0.86 \pm 0.15$
$\mathcal{B}(\rho^0 X(214)) \times \mathcal{B}(X(214) \rightarrow \mu^+ \mu^-)$	Belle [1092] $< 0.0173$ <sup>1</sup>	$< 0.017$
$\mathcal{B}(B^0 \rightarrow \omega(782) \gamma)$	Belle [1074] $0.40^{+0.19}_{-0.17} \pm 0.13$ BaBar [1075] $0.50^{+0.27}_{-0.23} \pm 0.09$	$0.44 \pm 0.17$ $0.44^{+0.18}_{-0.16}$
$\mathcal{B}(B^0 \rightarrow \phi(1020) \gamma)$	Belle [1093] $< 0.1$ BaBar [1094] $< 0.85$	$< 0.1$
$\mathcal{B}(B^0 \rightarrow p \bar{\Lambda}^0 \pi^- \gamma)$	Belle [1095] $< 0.65$	$< 0.65$
$\mathcal{B}(B^0 \rightarrow \pi^0 \ell^+ \ell^-)^2$	BaBar [1078] $< 0.053$ Belle [1077] $< 0.154$	$< 0.053$
$\mathcal{B}(B^0 \rightarrow \pi^0 e^+ e^-)^2$	BaBar [1078] $< 0.084$ Belle [1077] $< 0.227$	$< 0.084$
$\mathcal{B}(B^0 \rightarrow \pi^0 \mu^+ \mu^-)^2$	BaBar [1078] $< 0.069$ Belle [1077] $< 0.184$	$< 0.069$

<sup>1</sup>  $X(214)$  is searched in the mass range  $[212, 300]$  MeV/ $c^2$ .

<sup>2</sup> Treatment of charmonium intermediate components differs between the results.

Table 233: Branching fractions of charmless radiative and FCNC decays with leptons of  $B^0$  mesons (part 3).

Parameter [ $10^{-6}$ ]	Measurements	Average <sup>HFLAV</sup> <sub>PDG</sub>
$\mathcal{B}(B^0 \rightarrow \eta \ell^+ \ell^-)$	BaBar [1078] $< 0.064$	$< 0.064$
$\mathcal{B}(B^0 \rightarrow \eta e^+ e^-)$	BaBar [1078] $< 0.108$	$< 0.11$
$\mathcal{B}(B^0 \rightarrow \eta \mu^+ \mu^-)$	BaBar [1078] $< 0.112$	$< 0.11$
$\mathcal{B}(B^0 \rightarrow \pi^0 \nu \bar{\nu})$	Belle [1080] $< 9.0$	$< 9.0$
$\mathcal{B}(B^0 \rightarrow K^0 \ell^+ \ell^-)^1$	<b>LHCb [1082]</b> $0.327 \pm 0.034 \pm 0.017$ <sup>2</sup>	$0.328 \pm 0.032$ $0.329^{+0.063}_{-0.055}$
	Belle [1083] $0.351^{+0.069}_{-0.060} \pm 0.010$	
	BaBar [1084] $0.21^{+0.15}_{-0.13} \pm 0.02$	
$\mathcal{B}(B^0 \rightarrow K^0 e^+ e^-)^1$	Belle [1083] $0.306^{+0.098}_{-0.086} \pm 0.008$	$0.249 \pm 0.072$
	BaBar [1084] $0.08^{+0.15}_{-0.12} \pm 0.01$	$0.247^{+0.109}_{-0.094}$
$\mathcal{B}(B^0 \rightarrow K^0 \mu^+ \mu^-)^1$	LHCb [1082] $0.327 \pm 0.034 \pm 0.017$	$0.341 \pm 0.034$ $0.339 \pm 0.035$
	Belle [1083] $0.394^{+0.096}_{-0.084} \pm 0.012$	
	BaBar [1084] $0.49^{+0.29}_{-0.25} \pm 0.03$	
$\mathcal{B}(B^0 \rightarrow K^0 \nu \bar{\nu})$	Belle [1080] $< 26.0$	$< 26$
	BaBar [1086] $< 49.0$	
$\mathcal{B}(B^0 \rightarrow \rho^0(770) \nu \bar{\nu})$	Belle [1080] $< 40.0$	$< 40$
$\mathcal{B}(B^0 \rightarrow K^*(892)^0 \ell^+ \ell^-)^1$	Belle [1088] $0.97^{+0.13}_{-0.11} \pm 0.07$	$0.99 \pm 0.12$ $0.99^{+0.12}_{-0.11}$
	BaBar [1084] $1.03^{+0.22}_{-0.21} \pm 0.07$	
$\mathcal{B}(B^0 \rightarrow K^*(892)^0 e^+ e^-)^1$	Belle [1088] $1.18^{+0.27}_{-0.22} \pm 0.09$	$1.04 \pm 0.17$ $1.03^{+0.19}_{-0.17}$
	BaBar [1084] $0.86^{+0.26}_{-0.24} \pm 0.05$	
$\mathcal{B}(B^0 \rightarrow K^*(892)^0 \mu^+ \mu^-)^1$	LHCb [1096] $0.904^{+0.016}_{-0.015} \pm 0.062$ <sup>3</sup>	$0.94 \pm 0.06$ $0.94 \pm 0.05$
	Belle [1088] $1.06^{+0.19}_{-0.14} \pm 0.07$	
	BaBar [1084] $1.35^{+0.40}_{-0.37} \pm 0.10$	

<sup>1</sup> Treatment of charmonium intermediate components differs between the results.

<sup>2</sup> Only muons are used.

<sup>3</sup> Multiple systematic uncertainties are added in quadrature.

Table 234: Branching fractions of charmless radiative and FCNC decays with leptons of  $B^0$  mesons (part 4).

Parameter [ $10^{-6}$ ]	Measurements	Average <sup>HFLAV</sup> <sub>PDG</sub>
$\mathcal{B}(B^0 \rightarrow \pi^+\pi^-\mu^+\mu^-)$	LHCb [1006] <sup>1,2,3</sup>	$0.021 \pm 0.005$
$\mathcal{B}(B^0 \rightarrow K^*(892)^0\nu\bar{\nu})$	Belle [1080]	$< 18.0$
	Belle [1089]	$< 55.0$
	BaBar [1086]	$< 120.0$
$\mathcal{B}(B^0 \rightarrow \phi(1020)\nu\bar{\nu})$	Belle [1089]	$< 127.0$
$\mathcal{B}(B^0 \rightarrow \pi^0 e^+ \mu^- + \text{c.c.})$	BaBar [1097]	$< 0.14$
$\mathcal{B}(B^0 \rightarrow K^0 e^+ \mu^- + \text{c.c.})$	Belle [1083]	$< 0.038$
	BaBar [1098]	$< 0.27$
$\mathcal{B}(B^0 \rightarrow K^*(892)^0 e^+ \mu^-)$	Belle [1099]	$< 0.16$
	BaBar [1098]	$< 0.53$
$\mathcal{B}(B^0 \rightarrow K^*(892)^0 e^- \mu^+)$	Belle [1099]	$< 0.12$
	BaBar [1098]	$< 0.34$
$\mathcal{B}(B^0 \rightarrow K^*(892)^0 e^+ \mu^- + \text{c.c.})$	Belle [1099]	$< 0.18$
	BaBar [1098]	$< 0.58$
$\mathcal{B}(B^0 \rightarrow \Lambda_c^+ \mu^-)$	BaBar [1100]	$< 1.4$
$\mathcal{B}(B^0 \rightarrow \Lambda_c^+ e^-)$	BaBar [1100]	$< 4.0$

<sup>1</sup> The mass windows corresponding to  $\phi$  and charmonium resonances decaying to  $\mu\mu$  are vetoed.

<sup>2</sup>  $0.5 < m_{\pi^+\pi^-} < 1.3 \text{ GeV}/c^2$ .

<sup>3</sup> Measurement of  $\mathcal{B}(B^0 \rightarrow \pi^+\pi^-\mu^+\mu^-)/(\mathcal{B}(B^0 \rightarrow J/\psi K^*(892)^0)\mathcal{B}(J/\psi \rightarrow \mu^+\mu^-)\mathcal{B}(K^*(892)^0 \rightarrow K\pi)2/3)$  used in our fit.

Table 235: Branching fractions of charmless radiative, FCNC decays with leptons and LFV/LNV decays of  $B^\pm/B^0$  admixture (part 1).

Parameter [ $10^{-6}$ ]	Measurements	Average <sup>HFLAV</sup> <sub>PDG</sub>
$\mathcal{B}(B \rightarrow K\eta\gamma)$	Belle [1066] $8.5 \pm 1.3^{+1.2}_{-0.9}$ <sup>1</sup>	$8.5^{+1.8}_{-1.6}$
$\mathcal{B}(B \rightarrow K_1(1400)\gamma)$	CLEO [1064] $< 127$	$< 127$
$\mathcal{B}(B \rightarrow K_2^*(1430)\gamma)$	CLEO [1064] $16.6^{+5.9}_{-5.3} \pm 1.3$	$16.6^{+6.0}_{-5.5}$
$\mathcal{B}(B \rightarrow K_3^*(1780)\gamma)$	Belle [1066] $< 9.3$	$< 9.3$ $< 37.0$
$\mathcal{B}(B \rightarrow s\gamma)$	Belle [550] $347 \pm 15 \pm 40$ <sup>2</sup> BaBar [1101] $332 \pm 16 \pm 31$ <sup>2</sup> Belle [1102] $375 \pm 18 \pm 35$ <sup>2</sup> BaBar [1103] $352 \pm 20 \pm 51$ <sup>2</sup> CLEO [551] $329 \pm 44 \pm 29$ <sup>2</sup> BaBar [1104] $390 \pm 91 \pm 64$ <sup>2</sup>	$349 \pm 19$
$\mathcal{B}(B \rightarrow d\gamma)$	BaBar [1105] $9.2 \pm 2.0 \pm 2.3$	$9.2 \pm 3.0$
$\mathcal{B}(B \rightarrow \rho\gamma)^3$	Belle [1074] $1.21^{+0.24}_{-0.22} \pm 0.12$ BaBar [1075] $1.73^{+0.34}_{-0.32} \pm 0.17$	$1.40 \pm 0.22$ $1.39^{+0.25}_{-0.24}$
$\mathcal{B}(B \rightarrow \rho/\omega\gamma)^3$	Belle [1074] $1.14 \pm 0.20^{+0.10}_{-0.12}$ BaBar [1075] $1.63^{+0.30}_{-0.28} \pm 0.16$	$1.30 \pm 0.18$ $1.30^{+0.23}_{-0.24}$
$\mathcal{B}(B \rightarrow se^+e^-)^{3,4,5}$	BaBar [1106] $7.69^{+0.82}_{-0.77}^{+0.71}_{-0.60}$ <sup>6</sup> Belle [1107] $4.04 \pm 1.30^{+0.87}_{-0.83}$	$6.67 \pm 0.83$ $6.67^{+1.76}_{-1.63}$
$\mathcal{B}(B \rightarrow s\mu^+\mu^-)^{4,5}$	Belle [1107] $4.13 \pm 1.05^{+0.85}_{-0.81}$ BaBar [1106] $4.41^{+1.31}_{-1.17}^{+0.63}_{-0.50}$ <sup>6</sup>	$4.27 \pm 0.95$ $4.27^{+0.99}_{-0.92}$
$\mathcal{B}(B \rightarrow X_s\ell^+\ell^-)^{4,3,5}$	BaBar [1106] $6.73^{+0.70}_{-0.64}^{+0.60}_{-0.56}$ <sup>6</sup> Belle [1107] $4.11 \pm 0.83^{+0.85}_{-0.81}$	$5.84 \pm 0.69$ $5.84^{+1.31}_{-1.23}$

<sup>1</sup>  $M_{K\eta} < 2.4 \text{ GeV}/c^2$ .

<sup>2</sup> Measurement extrapolated to  $E_\gamma > 1.6 \text{ GeV}$  using the method from [1108].

<sup>3</sup> The PDG uncertainty includes a scale factor.

<sup>4</sup> Belle uses  $m_{\ell+\ell^-} > 0.2 \text{ GeV}/c^2$ , Babar uses  $m_{\ell+\ell^-} > 0.1 \text{ GeV}/c^2$ .

<sup>5</sup> Treatment of charmonium intermediate components differs between the results.

<sup>6</sup> Multiple systematic uncertainties are added in quadrature.

Table 236: Branching fractions of charmless radiative, FCNC decays with leptons and LFV/LNV decays of  $B^\pm/B^0$  admixture (part 2).

Parameter [ $10^{-6}$ ]	Measurements	Average <sup>HFLAV</sup> <sub>PDG</sub>
$\mathcal{B}(B \rightarrow \pi \ell^+ \ell^-)^1$	BaBar [1078] $< 0.059$ Belle [1077] $< 0.062$	$< 0.059$
$\mathcal{B}(B \rightarrow \pi e^+ e^-)$	BaBar [1078] $< 0.11$	$< 0.11$
$\mathcal{B}(B \rightarrow \pi \mu^+ \mu^-)$	BaBar [1078] $< 0.05$	$< 0.05$
$\mathcal{B}(B \rightarrow K e^+ e^-)^1$	Belle [1088] $0.48^{+0.08}_{-0.07} \pm 0.03$ BaBar [1084] $0.388^{+0.090}_{-0.083} \pm 0.020$	$0.44 \pm 0.06$
$\mathcal{B}(B \rightarrow K^* e^+ e^-)^{2,1}$	Belle [1088] $1.39^{+0.23}_{-0.20} \pm 0.12$ BaBar [1084] $0.99^{+0.23}_{-0.21} \pm 0.06$	$1.20 \pm 0.16$ $1.19^{+0.21}_{-0.19}$
$\mathcal{B}(B \rightarrow K \mu^+ \mu^-)^1$	CDF [1025] $0.42 \pm 0.04 \pm 0.02$ Belle [1088] $0.50 \pm 0.06 \pm 0.03$ BaBar [1084] $0.41^{+0.13}_{-0.12} \pm 0.02$	$0.442 \pm 0.036$
$\mathcal{B}(B \rightarrow K^* \mu^+ \mu^-)^1$	CDF [1025] $1.01 \pm 0.10 \pm 0.05$ Belle [1088] $1.10^{+0.16}_{-0.14} \pm 0.08$ BaBar [1084] $1.35^{+0.35}_{-0.33} \pm 0.10$	$1.06 \pm 0.09$
$\mathcal{B}(B \rightarrow K \ell^+ \ell^-)^1$	Belle [1088] $0.48^{+0.05}_{-0.04} \pm 0.03$ BaBar [1109] $0.47 \pm 0.06 \pm 0.02$	$0.48 \pm 0.04$
$\mathcal{B}(B \rightarrow K^* \ell^+ \ell^-)^1$	Belle [1088] $1.07^{+0.11}_{-0.10} \pm 0.09$ BaBar [1109] $1.02^{+0.14}_{-0.13} \pm 0.05$	$1.05 \pm 0.10$

<sup>1</sup> Treatment of charmonium intermediate components differs between the results.

<sup>2</sup> The PDG uncertainty includes a scale factor.

Table 237: Branching fractions of charmless radiative, FCNC decays with leptons and LFV/LNV decays of  $B^\pm/B^0$  admixture (part 3).

Parameter [ $10^{-6}$ ]	Measurements	Average <sup>HFLAV</sup> <sub>PDG</sub>
$\mathcal{B}(B \rightarrow K \nu \bar{\nu})$	Belle [1080] $< 16.0$ BaBar [1086] $< 17.0$	$< 16$
$\mathcal{B}(B \rightarrow K^* \nu \bar{\nu})$	Belle [1080] $< 27.0$ BaBar [1086] $< 76.0$	$< 27$
$\mathcal{B}(B \rightarrow \pi \nu \bar{\nu})$	Belle [1080] $< 8.0$	$< 8.0$
$\mathcal{B}(B \rightarrow \rho \nu \bar{\nu})$	Belle [1080] $< 28.0$	$< 28$
$\mathcal{B}(B \rightarrow \pi e^\pm \mu^\mp)$	BaBar [1097] $< 0.092$	$< 0.092$
$\mathcal{B}(B \rightarrow \rho e^\pm \mu^\mp)$	CLEO [1110] $< 3.2$	$< 3.2$
$\mathcal{B}(B \rightarrow K e^\pm \mu^\mp)$	BaBar [1098] $< 0.038$	$< 0.038$
$\mathcal{B}(B \rightarrow K^* e^\pm \mu^\mp)$	BaBar [1098] $< 0.51$	$< 0.51$



Table 238: Branching fractions of charmless leptonic and radiative-leptonic  $B^+$  and  $B^0$  decays (part 1).

Parameter [ $10^{-7}$ ]	Measurements	Average <sup>HFLAV</sup> <sub>PDG</sub>
$\mathcal{B}(B^+ \rightarrow e^+ \nu_e)$	Belle [1111] $< 9.8$ BaBar [1112] $< 19$	$< 9.8$
$\mathcal{B}(B^+ \rightarrow \mu^+ \nu_\mu)$	Belle [1113] $< 8.6$ BaBar [1112] $< 10$ Belle [1114] $< 10.7$	$< 8.6$
$\mathcal{B}(B^+ \rightarrow \tau^+ \nu_\tau)^1$	Belle [1115] $720^{+270}_{-250} \pm 110$ Belle [1116] $1250 \pm 280 \pm 270$ BaBar [1117] $1830^{+530}_{-490} \pm 240$ BaBar [1118] $1700 \pm 800 \pm 200$	$1094 \pm 208$ $1094^{+247}_{-236}$
$\mathcal{B}(B^+ \rightarrow \ell^+ \nu_\ell \gamma)$	Belle [1119] $< 30^2$ BaBar [1120] $< 156$	$< 30$
$\mathcal{B}(B^+ \rightarrow e^+ \nu_e \gamma)$	Belle [1119] $< 43^2$ BaBar [1120] $< 170$	$< 43$
$\mathcal{B}(B^+ \rightarrow \mu^+ \nu_\mu \gamma)$	Belle [1119] $< 34^2$ BaBar [1120] $< 240$	$< 34$
$\mathcal{B}(B^0 \rightarrow \gamma \gamma)$	BaBar [1121] $< 3.3$ Belle [1122] $< 6.2$	$< 3.3$ $< 3.2$
$\mathcal{B}(B^0 \rightarrow e^+ e^-)$	LHCb [1048] $< 0.025$ CDF [1049] $< 0.83$ BaBar [1123] $< 1.13$ Belle [1124] $< 1.9$	$< 0.025$
$\mathcal{B}(B^0 \rightarrow e^+ e^- \gamma)$	BaBar [1125] $< 1.2$	$< 1.2$
$\mathcal{B}(B^0 \rightarrow \mu^+ \mu^-)$	ATLAS [1045] $< 0.0021^3$ LHCb [1046] $< 0.0034^3$ CMS [108] $< 0.0036^3$ CDF [1047] $< 0.038$ BaBar [1123] $< 0.52$ Belle [1124] $< 1.6$	$< 0.0021$ $0.0005^{+0.0017}_{-0.0015}$

<sup>1</sup> The PDG uncertainty includes a scale factor.

<sup>2</sup>  $E_\gamma > 1$  GeV.

<sup>3</sup> At CL=95 %.

Table 239: Branching fractions of charmless leptonic and radiative-leptonic  $B^+$  and  $B^0$  decays (part 2).

Parameter [ $10^{-7}$ ]	Measurements	Average <sup>HFLAV</sup> <sub>PDG</sub>
$\mathcal{B}(B^0 \rightarrow \mu^+ \mu^- \gamma)$	BaBar [1125] $< 1.5$	$< 1.5$ $< 1.6$
$\mathcal{B}(B^0 \rightarrow \mu^+ \mu^- \mu^+ \mu^-)$	LHCb [1051] $< 0.0069$ <sup>1,2</sup>	$< 0.0069$
$\mathcal{B}(B^0 \rightarrow SP) \times \mathcal{B}(S \rightarrow \mu^+ \mu^-) \times \mathcal{B}(P \rightarrow \mu^+ \mu^-)$	LHCb [1051] $< 0.006$ <sup>1,2</sup>	$< 0.0060$
$\mathcal{B}(B^0 \rightarrow \tau^+ \tau^-)$	LHCb [1050] $< 21000$ <sup>2</sup> BaBar [1126] $< 41000$	$< 21000$
$\mathcal{B}(B^0 \rightarrow \nu \bar{\nu})$	BaBar [1127] $< 240$ Belle [1128] $< 780$	$< 240$
$\mathcal{B}(B^0 \rightarrow \nu \bar{\nu} \gamma)$	Belle [1128] $< 160$ <sup>3</sup> BaBar [1127] $< 170$ <sup>4</sup>	$< 160$
$\mathcal{B}(B^+ \rightarrow \mu^+ \mu^- \mu^+ \nu_\mu)$	LHCb [1129] $< 0.16$ <sup>2</sup>	$< 0.16$

<sup>1</sup> The mass windows corresponding to  $\phi$  and charmonium resonances decaying to  $\mu\mu$  are vetoed.

<sup>2</sup> At CL=95 %.

<sup>3</sup>  $E_\gamma > 0.5$  GeV.

<sup>4</sup>  $E_\gamma > 1.2$  GeV.

Table 240: Relative branching fractions of charmless radiative and FCNC decays with leptons of  $B^+$  and  $B^0$  mesons (part 1).

Parameter	Measurements		Average
$\frac{\mathcal{B}(B^+ \rightarrow \pi^+ \mu^+ \mu^-)}{\mathcal{B}(B^+ \rightarrow K^+ \mu^+ \mu^-)}, 1.0 < m_{\ell^+ \ell^-}^2 < 6.0 \text{ GeV}^2/\text{c}^4$	LHCb [1079]	$0.038 \pm 0.009 \pm 0.001$	$0.038 \pm 0.009$
$\frac{\mathcal{B}(B^+ \rightarrow K^+ \mu^+ \mu^-)}{\mathcal{B}(B^+ \rightarrow K^+ e^+ e^-)}, \text{Full } m_{\ell^+ \ell^-}^2 \text{ range}$	Belle [1083]	$1.08^{+0.16}_{-0.15} \pm 0.02$	$1.08 \pm 0.16$
$\frac{\mathcal{B}(B^+ \rightarrow K^+ \mu^+ \mu^-)}{\mathcal{B}(B^+ \rightarrow K^+ e^+ e^-)}, 1.1 < m_{\ell^+ \ell^-}^2 < 6.0 \text{ GeV}^2/\text{c}^4$	LHCb [1130]	$0.846^{+0.042}_{-0.039} {}^{+0.013}_{-0.012} {}^1$	$0.846 \pm 0.042$
$\frac{\mathcal{B}(B^+ \rightarrow K^+ \mu^+ \mu^-)}{\mathcal{B}(B^+ \rightarrow K^+ e^+ e^-)}, 0.10 < m_{\ell^+ \ell^-}^2 < 8.12 \text{ GeV}^2/\text{c}^4 \text{ and } m_{\ell^+ \ell^-}^2 > 10.11 \text{ GeV}^2/\text{c}^4$	BaBar [1109]	$1.00^{+0.31}_{-0.25} \pm 0.07$	$1.0 \pm 0.3$
$\frac{\mathcal{B}(B^+ \rightarrow K^+ \mu^+ \mu^-)}{\mathcal{B}(B^+ \rightarrow K^+ e^+ e^-)}, 1.0 < m_{\ell^+ \ell^-}^2 < 6.0 \text{ GeV}^2/\text{c}^4 {}^2$	Belle [1083]	$1.39^{+0.36}_{-0.33} \pm 0.02$	$1.39 \pm 0.35$
$\frac{\mathcal{B}(B^0 \rightarrow K_S^0 \mu^+ \mu^-)}{\mathcal{B}(B^0 \rightarrow K_S^0 e^+ e^-)}, \text{Full } m_{\ell^+ \ell^-}^2 \text{ range}$	Belle [1083]	$1.29^{+0.52}_{-0.45} \pm 0.01$	$1.29^{+0.52}_{-0.45}$
$\frac{\mathcal{B}(B^0 \rightarrow K_S^0 \mu^+ \mu^-)}{\mathcal{B}(B^0 \rightarrow K_S^0 e^+ e^-)}, 1.0 < m_{\ell^+ \ell^-}^2 < 6.0 \text{ GeV}^2/\text{c}^4 {}^2$	Belle [1083]	$0.55^{+0.46}_{-0.34} \pm 0.01$	$0.55^{+0.46}_{-0.34}$
$\frac{\mathcal{B}(B \rightarrow K \mu^+ \mu^-)}{\mathcal{B}(B \rightarrow K e^+ e^-)}, \text{Full } m_{\ell^+ \ell^-}^2 \text{ range}$	Belle [1083]	$1.10^{+0.16}_{-0.15} \pm 0.02$	$1.10 \pm 0.16$
$\frac{\mathcal{B}(B \rightarrow K \mu^+ \mu^-)}{\mathcal{B}(B \rightarrow K e^+ e^-)}, 1.0 < m_{\ell^+ \ell^-}^2 < 6.0 \text{ GeV}^2/\text{c}^4 {}^2$	Belle [1083]	$1.03^{+0.28}_{-0.24} \pm 0.01$	$1.03^{+0.28}_{-0.24}$

<sup>1</sup> LHCb has also measured the branching fraction of  $B^+ \rightarrow K^+ e^+ e^-$  in the  $m_{\ell^+ \ell^-}^2$  bin  $[1.1, 6.0] \text{ GeV}^2/\text{c}^4$ .

<sup>2</sup> For the other bins see the article.

Table 241: Relative branching fractions of charmless radiative and FCNC decays with leptons of  $B^+$  and  $B^0$  mesons (part 2).

Parameter	Measurements	Average
$\frac{\mathcal{B}(B \rightarrow K^* \mu^+ \mu^-)}{\mathcal{B}(B \rightarrow K^* e^+ e^-)}$ , Full $m_{\ell^+ \ell^-}^2$ range	Belle [1088] $0.83 \pm 0.17 \pm 0.08$	$0.83 \pm 0.19$
$\frac{\mathcal{B}(B \rightarrow K^* \mu^+ \mu^-)}{\mathcal{B}(B \rightarrow K^* e^+ e^-)}$ , $0.10 < m_{\ell^+ \ell^-}^2 < 8.12 \text{ GeV}^2/\text{c}^4$ and $m_{\ell^+ \ell^-}^2 > 10.11 \text{ GeV}^2/\text{c}^4$	BaBar [1109] $1.13^{+0.34}_{-0.26} \pm 0.10$	$1.13^{+0.35}_{-0.28}$
$\frac{\mathcal{B}(B \rightarrow K^* \mu^+ \mu^-)}{\mathcal{B}(B \rightarrow K^* e^+ e^-)}$ , $0.045 < m_{\ell^+ \ell^-}^2 < 1.1 \text{ GeV}^2/\text{c}^4$	Belle [1131] $0.52^{+0.36}_{-0.26} \pm 0.06$	$0.52^{+0.36}_{-0.27}$
$\frac{\mathcal{B}(B \rightarrow K^* \mu^+ \mu^-)}{\mathcal{B}(B \rightarrow K^* e^+ e^-)}$ , $1.1 < m_{\ell^+ \ell^-}^2 < 6.0 \text{ GeV}^2/\text{c}^4$	Belle [1131] $0.96^{+0.45}_{-0.29} \pm 0.11$	$0.96^{+0.46}_{-0.31}$
$\frac{\mathcal{B}(B \rightarrow K^* \mu^+ \mu^-)}{\mathcal{B}(B \rightarrow K^* e^+ e^-)}$ , $15 < m_{\ell^+ \ell^-}^2 < 19 \text{ GeV}^2/\text{c}^4$	Belle [1131] $1.18^{+0.52}_{-0.32} \pm 0.10$	$1.18^{+0.53}_{-0.34}$
$\frac{\mathcal{B}(B^0 \rightarrow K^*(892)^0 \mu^+ \mu^-)}{\mathcal{B}(B^0 \rightarrow K^*(892)^0 e^+ e^-)}$ , $0.045 < m_{\ell^+ \ell^-}^2 < 1.1 \text{ GeV}^2/\text{c}^4$	LHCb [1132] $0.66^{+0.11}_{-0.07} \pm 0.03$ Belle [1131] $0.46^{+0.55}_{-0.27} \pm 0.13$	$0.65^{+0.11}_{-0.07}$
$\frac{\mathcal{B}(B^0 \rightarrow K^*(892)^0 \mu^+ \mu^-)}{\mathcal{B}(B^0 \rightarrow K^*(892)^0 e^+ e^-)}$ , $1.1 < m_{\ell^+ \ell^-}^2 < 6.0 \text{ GeV}^2/\text{c}^4$	LHCb [1132] $0.69^{+0.11}_{-0.07} \pm 0.05$ Belle [1131] $1.06^{+0.63}_{-0.38} \pm 0.14$	$0.72^{+0.12}_{-0.09}$
$\frac{\mathcal{B}(B^0 \rightarrow K^*(892)^0 \mu^+ \mu^-)}{\mathcal{B}(B^0 \rightarrow K^*(892)^0 e^+ e^-)}$ , $15 < m_{\ell^+ \ell^-}^2 < 19 \text{ GeV}^2/\text{c}^4$	Belle [1131] $1.12^{+0.61}_{-0.36} \pm 0.10$	$1.12^{+0.62}_{-0.37}$
$\frac{\mathcal{B}(B^+ \rightarrow K^*(892)^+ \mu^+ \mu^-)}{\mathcal{B}(B^+ \rightarrow K^*(892)^+ e^+ e^-)}$ , $0.045 < m_{\ell^+ \ell^-}^2 < 1.1 \text{ GeV}^2/\text{c}^4$	Belle [1131] $0.62^{+0.60}_{-0.36} \pm 0.09$	$0.62^{+0.61}_{-0.37}$
$\frac{\mathcal{B}(B^+ \rightarrow K^*(892)^+ \mu^+ \mu^-)}{\mathcal{B}(B^+ \rightarrow K^*(892)^+ e^+ e^-)}$ , $1.1 < m_{\ell^+ \ell^-}^2 < 6.0 \text{ GeV}^2/\text{c}^4$	Belle [1131] $0.72^{+0.99}_{-0.44} \pm 0.15$	$0.7^{+1.0}_{-0.5}$
$\frac{\mathcal{B}(B^+ \rightarrow K^*(892)^+ \mu^+ \mu^-)}{\mathcal{B}(B^+ \rightarrow K^*(892)^+ e^+ e^-)}$ , $15 < m_{\ell^+ \ell^-}^2 < 19 \text{ GeV}^2/\text{c}^4$	Belle [1131] $1.40^{+1.99}_{-0.68} \pm 0.12$	$1.4^{+2.0}_{-0.7}$
$\frac{\mathcal{B}(B^0 \rightarrow K^*(892)^0 \gamma)}{\mathcal{B}(B_s^0 \rightarrow \phi(1020) \gamma)}$	LHCb [1044] $1.23 \pm 0.06 \pm 0.11$ <sup>1</sup> Belle [1062] $1.1 \pm 0.2 \pm 0.2$ <sup>1</sup>	$1.21 \pm 0.11$

<sup>1</sup> Multiple systematic uncertainties are added in quadrature.

Table 242: Branching fractions of  $B^+/B^0 \rightarrow \bar{q}$  gluon decays.

Parameter [ $10^{-4}$ ]	Measurements	Average <sup>HFLAV</sup> <sub>PDG</sub>
$\mathcal{B}(B \rightarrow \eta X)$	Belle [1133] $2.610 \pm 0.300^{+0.440}_{-0.740}$ <sup>1</sup> CLEO [1134] $< 4.400$ <sup>2</sup>	$2.61^{+0.53}_{-0.80}$
$\mathcal{B}(B \rightarrow \eta' X)$	BaBar [1135] $3.90 \pm 0.80 \pm 0.90$ <sup>3</sup> CLEO [1136] $4.60 \pm 1.10 \pm 0.60$ <sup>3</sup>	$4.24 \pm 0.87$
$\mathcal{B}(B \rightarrow K^+ X)$	BaBar [1137] $< 1.87$ <sup>4</sup>	$< 1.9$
$\mathcal{B}(B \rightarrow K^0 X)$	BaBar [1137] $1.95^{+0.51}_{-0.45} \pm 0.50$ <sup>4</sup>	$1.95 \pm 0.69$ $1.95^{+0.71}_{-0.67}$
$\mathcal{B}(B \rightarrow \pi^+ X)$	BaBar [1137] $3.72^{+0.50}_{-0.47} \pm 0.59$ <sup>5</sup>	$3.72 \pm 0.76$ $3.72^{+0.77}_{-0.75}$

<sup>1</sup>  $0.4 < m_X < 2.6$  GeV/ $c^2$ .

<sup>2</sup>  $2.1 < p_\eta < 2.7$  GeV/ $c$ .

<sup>3</sup>  $2.0 < p^*(\eta') < 2.7$  GeV/ $c$ .

<sup>4</sup>  $p^*(K) < 2.34$  GeV/ $c$ .

<sup>5</sup>  $p^*(\pi^+) < 2.36$  GeV/ $c$ .

Table 243: Isospin asymmetry in radiative and FCNC decays with leptons of  $B$  mesons. In some of the  $B$ -factory results it is assumed that  $\mathcal{B}(\Upsilon(4S) \rightarrow B^+ B^-) = \mathcal{B}(\Upsilon(4S) \rightarrow B^0 \bar{B}^0)$ , and in others a measured value of the ratio of branching fractions is used. See original papers for details. The averages quoted here are computed naively and should be treated with caution.

Parameter	Measurements	Average <sup>HFLAV</sup> <sub>PDG</sub>
$\Delta_{0-}(B \rightarrow X_s \gamma)$	Belle [1138] $-0.0048 \pm 0.0149 \pm 0.0150$ <sup>1,2</sup> BaBar [548] $-0.006 \pm 0.058 \pm 0.026$ <sup>1,2</sup>	$-0.005 \pm 0.020$
$\Delta_{0-}(B \rightarrow X_{s+d} \gamma)$	BaBar [1104] $-0.06 \pm 0.15 \pm 0.07$ <sup>3</sup>	$-0.06 \pm 0.17$
$\Delta_{0+}(B \rightarrow K^* \gamma)$	Belle [1062] $0.062 \pm 0.015 \pm 0.013$ <sup>2</sup> BaBar [1063] $0.066 \pm 0.021 \pm 0.022$	$0.063 \pm 0.017$
$\frac{\Gamma(B^+ \rightarrow \rho^+ \gamma)}{2\Gamma(B^0 \rightarrow \rho^0 \gamma)} - 1$	Belle [1074] $-0.48^{+0.21}_{-0.19}^{+0.08}_{-0.09}$ BaBar [1075] $-0.43^{+0.25}_{-0.22} \pm 0.10$	$-0.46 \pm 0.17$
$\Delta_{0-}(B \rightarrow K \ell^+ \ell^-)^4$	LHCb [1082] $-0.10^{+0.08}_{-0.09} \pm 0.02$ <sup>5</sup> Belle [1083] $-0.31^{+0.13}_{-0.11} \pm 0.01$ <sup>6</sup> BaBar [1109] $-0.41 \pm 0.25 \pm 0.01$ <sup>6</sup>	$-0.191^{+0.073}_{-0.071}$ $-0.150 \pm 0.060$
$\Delta_{0-}(B \rightarrow K^* \ell^+ \ell^-)^4$	BaBar [1109] $-0.20^{+0.30}_{-0.23} \pm 0.03$ <sup>6</sup> Belle [1088] $0.33^{+0.37}_{-0.43} \pm 0.08$ <sup>6</sup> LHCb [1082] $0.00^{+0.12}_{-0.10} \pm 0.02$ <sup>5</sup>	$-0.01^{+0.11}_{-0.09}$ $-0.03^{+0.08}_{-0.07}$
$\Delta_{0-}(B \rightarrow K^{(*)} \ell^+ \ell^-)^4$	Belle [1088] $-0.30^{+0.12}_{-0.11} \pm 0.08$ <sup>7</sup> BaBar [1084] $-0.64^{+0.15}_{-0.14} \pm 0.03$ <sup>8</sup>	$-0.45 \pm 0.10$ $-0.45 \pm 0.17$

<sup>1</sup>  $M_{X_s} < 2.8 \text{ GeV}/c^2$ .

<sup>2</sup> Multiple systematic uncertainties are added in quadrature.

<sup>3</sup>  $E_\gamma > 2.2 \text{ GeV}$ .

<sup>4</sup> The PDG uncertainty includes a scale factor.

<sup>5</sup> Only muons are used,  $1.1 < m_{\ell^+ \ell^-}^2 < 6.0 \text{ GeV}^2/c^4$ .

<sup>6</sup>  $1.0 < m_{\ell^+ \ell^-}^2 < 6.0 \text{ GeV}^2/c^4$ .

<sup>7</sup>  $m_{\ell^+ \ell^-}^2 < 8.68 \text{ GeV}^2/c^4$ .

<sup>8</sup>  $0.1 < m_{\ell^+ \ell^-}^2 < 7.02 \text{ GeV}^2/c^4$ .

Table 244: Branching fractions of charmless semileptonic  $B^+$  decays to LFV and LNV final states (part 1).

Parameter [ $10^{-6}$ ]	Measurements	Average <sup>HFLAV</sup> <sub>PDG</sub>
$\mathcal{B}(B^+ \rightarrow \pi^+ e^+ \mu^- + \text{c.c.})$	BaBar [1097] $< 0.17$	$< 0.17$
$\mathcal{B}(B^+ \rightarrow \pi^+ e^+ \tau^-)$	BaBar [1139] $< 74.0$	$< 74$
$\mathcal{B}(B^+ \rightarrow \pi^+ e^- \tau^+)$	BaBar [1139] $< 20.0$	$< 20$
$\mathcal{B}(B^+ \rightarrow \pi^+ e^+ \tau^- + \text{c.c.})$	BaBar [1139] $< 75.0$	$< 75$
$\mathcal{B}(B^+ \rightarrow \pi^+ \mu^+ \tau^-)$	BaBar [1139] $< 62.0$	$< 62$
$\mathcal{B}(B^+ \rightarrow \pi^+ \mu^- \tau^+)$	BaBar [1139] $< 45.0$	$< 45$
$\mathcal{B}(B^+ \rightarrow \pi^+ \mu^+ \tau^- + \text{c.c.})$	BaBar [1139] $< 72.0$	$< 72$
$\mathcal{B}(B^+ \rightarrow K^+ e^+ \mu^-)$	LHCb [1140] $< 0.0070$	$< 0.007$
	Belle [1083] $< 0.03$	
	BaBar [1098] $< 0.091$	
$\mathcal{B}(B^+ \rightarrow K^+ e^- \mu^+)$	LHCb [1140] $< 0.0064$	$< 0.0064$
	Belle [1083] $< 0.085$	
	BaBar [1098] $< 0.13$	
$\mathcal{B}(B^+ \rightarrow K^+ e^+ \mu^- + \text{c.c.})$	BaBar [1098] $< 0.091$	$< 0.091$
$\mathcal{B}(B^+ \rightarrow K^+ e^+ \tau^-)$	BaBar [1139] $< 43.0$	$< 43$
$\mathcal{B}(B^+ \rightarrow K^+ e^- \tau^+)$	BaBar [1139] $< 15.0$	$< 15$
$\mathcal{B}(B^+ \rightarrow K^+ e^+ \tau^- + \text{c.c.})$	BaBar [1139] $< 30.0$	$< 30$
$\mathcal{B}(B^+ \rightarrow K^+ \mu^+ \tau^-)$	BaBar [1139] $< 45.0$	$< 45$
$\mathcal{B}(B^+ \rightarrow K^+ \mu^- \tau^+)$	BaBar [1139] $< 28.0$	$< 28$
	LHCb [1141] $< 39.0$	
$\mathcal{B}(B^+ \rightarrow K^+ \mu^+ \tau^- + \text{c.c.})$	BaBar [1139] $< 48.0$	$< 48$
$\mathcal{B}(B^+ \rightarrow K^*(892)^+ e^+ \mu^-)$	BaBar [1098] $< 1.30$	$< 1.3$
$\mathcal{B}(B^+ \rightarrow K^*(892)^+ e^- \mu^+)$	BaBar [1098] $< 0.99$	$< 0.99$
$\mathcal{B}(B^+ \rightarrow K^*(892)^+ e^+ \mu^- + \text{c.c.})$	BaBar [1098] $< 1.40$	$< 1.4$
$\mathcal{B}(B^+ \rightarrow \pi^- e^+ e^+)$	BaBar [1142] $< 0.023$	$< 0.023$
$\mathcal{B}(B^+ \rightarrow \pi^- \mu^+ \mu^+)$	LHCb [1143] $< 0.0040$ <sup>1</sup>	$< 0.004$
	BaBar [1142] $< 0.107$	
$\mathcal{B}(B^+ \rightarrow \pi^- e^+ \mu^+)$	BaBar [1144] $< 0.15$	$< 0.15$
$\mathcal{B}(B^+ \rightarrow \rho^-(770) e^+ e^+)$	BaBar [1144] $< 0.17$	$< 0.17$
$\mathcal{B}(B^+ \rightarrow \rho^-(770) \mu^+ \mu^+)$	BaBar [1144] $< 0.42$	$< 0.42$
$\mathcal{B}(B^+ \rightarrow \rho^-(770) e^+ \mu^+)$	BaBar [1144] $< 0.47$	$< 0.47$

<sup>1</sup> At CL=95 %.

Table 245: Branching fractions of charmless semileptonic  $B^+$  decays to LFV and LNV final states (part 2).

Parameter [ $10^{-6}$ ]	Measurements	Average <sup>HFLAV</sup> <sub>PDG</sub>
$\mathcal{B}(B^+ \rightarrow K^- e^+ e^+)$	BaBar [1142] $< 0.030$	$< 0.030$
$\mathcal{B}(B^+ \rightarrow K^- \mu^+ \mu^+)$	LHCb [1145] $< 0.041$ BaBar [1142] $< 0.067$	$< 0.041$
$\mathcal{B}(B^+ \rightarrow K^- e^+ \mu^+)$	BaBar [1144] $< 0.16$	$< 0.16$
$\mathcal{B}(B^+ \rightarrow K^{*}(892)^- e^+ e^+)$	BaBar [1144] $< 0.40$	$< 0.40$
$\mathcal{B}(B^+ \rightarrow K^{*}(892)^- \mu^+ \mu^+)$	BaBar [1144] $< 0.59$	$< 0.59$
$\mathcal{B}(B^+ \rightarrow K^{*}(892)^- e^+ \mu^+)$	BaBar [1144] $< 0.30$	$< 0.30$
$\mathcal{B}(B^+ \rightarrow D^- e^+ e^+)$	BaBar [1144] $< 2.6$ BELLE [793] $< 2.6$	$< 2.6$
$\mathcal{B}(B^+ \rightarrow D^- e^+ \mu^+)$	BELLE [793] $< 1.8$ BaBar [1144] $< 2.1$	$< 1.8$
$\mathcal{B}(B^+ \rightarrow D^- \mu^+ \mu^+)$	LHCb [1146] $< 0.69$ <sup>1</sup> BELLE [793] $< 1.0$ BaBar [1144] $< 1.7$	$< 0.69$
$\mathcal{B}(B^+ \rightarrow D^{*}(2010)^- \mu^+ \mu^+)$	LHCb [1146] $< 2.4$ <sup>1</sup>	$< 2.4$
$\mathcal{B}(B^+ \rightarrow D_s^- \mu^+ \mu^+)$	LHCb [1146] $< 0.58$ <sup>1</sup>	$< 0.58$
$\mathcal{B}(B^+ \rightarrow \bar{D}^0 \pi^- \mu^+ \mu^+)$	LHCb [1146] $< 1.5$ <sup>1</sup>	$< 1.5$
$\mathcal{B}(B^+ \rightarrow \Lambda^0 \mu^+)$	BaBar [1100] $< 0.061$	$< 0.06$
$\mathcal{B}(B^+ \rightarrow \Lambda^0 e^+)$	BaBar [1100] $< 0.032$	$< 0.032$
$\mathcal{B}(B^+ \rightarrow \bar{\Lambda}^0 \mu^+)$	BaBar [1100] $< 0.062$	$< 0.06$
$\mathcal{B}(B^+ \rightarrow \bar{\Lambda}^0 e^+)$	BaBar [1100] $< 0.081$	$< 0.08$

<sup>1</sup> At CL=95 %.



Table 246: Branching fractions of charmless semileptonic  $B^0$  decays to LFV and LNV final states.

Parameter [ $10^{-6}$ ]	Measurements	Average <sup>HFLAV</sup> <sub>PDG</sub>
$\mathcal{B}(B^0 \rightarrow K^{*}(892)^0 e^- \mu^+)$	Belle [1099] $< 0.12$ BaBar [1098] $< 0.34$	$< 0.12$
$\mathcal{B}(B^0 \rightarrow K^{*}(892)^0 e^+ \mu^-)$	Belle [1099] $< 0.16$ BaBar [1098] $< 0.53$	$< 0.16$
$\mathcal{B}(B^0 \rightarrow K^0 e^+ \mu^- + \text{c.c.})$	Belle [1083] $< 0.038$ BaBar [1098] $< 0.27$	$< 0.038$
$\mathcal{B}(B^0 \rightarrow \pi^0 e^+ \mu^- + \text{c.c.})$	BaBar [1097] $< 0.14$	$< 0.14$
$\mathcal{B}(B^0 \rightarrow e^+ \mu^- + \text{c.c.})$	LHCb [1054] $< 0.0010$ CDF [1049] $< 0.064$ BaBar [1123] $< 0.092$ Belle [1124] $< 0.17$	$< 0.001$
$\mathcal{B}(B^0 \rightarrow e^+ \tau^- + \text{c.c.})$	BaBar [1147] $< 28.0$	$< 28$
$\mathcal{B}(B^0 \rightarrow \mu^+ \tau^- + \text{c.c.})$	LHCb [1055] $< 12.0$ BaBar [1147] $< 22.0$	$< 12$ $< 14$

- Measurements that are not included in the tables (the definitions of observables can be found in the corresponding experimental papers):
- In Ref. [1148], LHCb reports the up-down asymmetries in bins of the  $K\pi\pi\gamma$  mass of the  $B^+ \rightarrow K^+\pi^-\pi^+\gamma$  decay.
  - For the  $B \rightarrow K\ell^-\ell^+$  channel, LHCb measures  $F_H$  and  $A_{\text{FB}}$  in 17 (5) bins of  $m^2(\ell^+\ell^-)$  for the  $K^+$  ( $K_s^0$ ) final state [1149]. Belle measures  $F_L$  and  $A_{\text{FB}}$  in 6  $m^2(\ell^+\ell^-)$  [1088].
  - For the  $B \rightarrow K^*\ell^-\ell^+$  analyses, partial branching fractions and angular observables in bins of  $m^2(\ell^+\ell^-)$  are also available:
    - $B^0 \rightarrow K^{*0}e^-e^+$  : LHCb reports  $F_L$ ,  $A_T^{(2)}$ ,  $A_T^{\text{Im}}$ ,  $A_T^{\text{Re}}$  in the  $[0.0008, 0.257]$   $\text{GeV}^2/c^4$  bin of  $m^2(\ell^+\ell^-)$  putting constraints on the  $B \rightarrow K^{*0}\gamma$  photon polarization [1150]. In Ref. [1151], LHCb determines the branching fraction in the dilepton mass region  $[0.0009, 1.0]$   $\text{GeV}^2/c^4$ .
    - $B \rightarrow K^*\ell^-\ell^+$  : Belle measures  $F_L$ ,  $A_{\text{FB}}$ , isospin asymmetry in 6  $m^2(\ell^+\ell^-)$  bins [1088] [41] and  $P'_4$ ,  $P'_5$ ,  $P'_6$ ,  $P'_8$  in 4  $m^2(\ell^+\ell^-)$  bins [1152]. In a more recent paper [1153], they report measurements of  $P'_4$  and  $P'_5$ , separately for  $\ell = \mu$  or  $e$ , in 4  $m^2(\ell^+\ell^-)$  bins and in the region  $[1, 6]$   $\text{GeV}^2/c^4$  bin of  $m^2(\ell^+\ell^-)$ . The measurements use both  $B^0$  and  $B^+$  decays. They also measure the LFV observables  $Q_i = P_i^\mu - P_i^e$ , for  $i = 4, 5$ . BABAR reports  $F_L$ ,  $A_{\text{FB}}$ ,  $P_2$  in 5  $m^2(\ell^+\ell^-)$  bins [1154].
    - $B^0 \rightarrow K^{*0}\mu^-\mu^+$  : LHCb measures  $F_L$ ,  $A_{\text{FB}}$ ,  $S_3 - S_9$ ,  $A_3 - A_9$ ,  $P_1 - P_3$ ,  $P'_4 - P'_8$  in 8  $m^2(\ell^+\ell^-)$  bins [1155]. An updated measurement of the  $CP$ -averaged observables is presented in Ref. [1156]. CMS measures  $F_L$  and  $A_{\text{FB}}$  in 7  $m^2(\ell^+\ell^-)$  bins [1157], as well as  $P_1, P'_5$  [1158]. ATLAS measures  $F_L$ ,  $S_{3,4,5,7,8}$  and  $P'_{1,4,5,6,8}$  in 6  $m^2(\ell^+\ell^-)$  bins [1159].
    - $B^+ \rightarrow K^{*+}\mu^-\mu^+$  : LHCb reports the full set of  $CP$ -averaged angular observables in 8  $m^2(\ell^+\ell^-)$  bins [1160]. CMS measures  $F_L$  and  $A_{\text{FB}}$  in 3  $m^2(\ell^+\ell^-)$  bins [1161].
  - $B \rightarrow X_s\ell^-\ell^+$  (where  $X_s$  is a hadronic system with an  $s$  quark): Belle measures  $A_{\text{FB}}$  in bins of  $m^2(\ell^+\ell^-)$  with a sum of 10 exclusive final states [1162].
  - $B^0 \rightarrow K^+\pi^-\mu^+\mu^-$ , with  $1330 < m(K^+\pi^-) < 1530$   $\text{GeV}/c^2$ : LHCb measures the partial branching fraction in bins of  $m^2(\mu^+\mu^-)$  in the range  $[0.1, 8.0]$   $\text{GeV}^2/c^4$ , and reports angular moments [1163].
  - In Ref. [1164], LHCb measures the phase difference between the short- and long-distance contributions to the  $B^+ \rightarrow K^+\mu^+\mu^-$  decay. The measurement is based on the analysis of the dimuon mass distribution in the regions of the  $J/\psi$  and  $\psi(2S)$  resonances and far from their poles, to probe long and short distance effects, respectively.
  - In Ref. [1165], CMS performs the study of the angular distribution of the  $B^+ \rightarrow K^+\mu^+\mu^-$  channel and measures, in 7  $m^2(\mu^+\mu^-)$  bins,  $A_{\text{FB}}$  and the contribution  $F_H$  from the pseudoscalar, scalar and tensor amplitudes to the decay.
  - In Ref. [1166], LHCb performs a search for a hypothetical new scalar particle  $\chi$ , assumed to have a narrow width, through the decay  $B^+ \rightarrow K^+\chi(\mu^+\mu^-)$  in the ranges of mass

3532  
3533

$250 < m(\chi) < 4700 \text{ MeV}/c^2$  and lifetime  $0.1 < \tau(\chi) < 1000 \text{ ps}$ . Upper limits are given as a function of  $m(\chi)$  and  $\tau(\chi)$ .

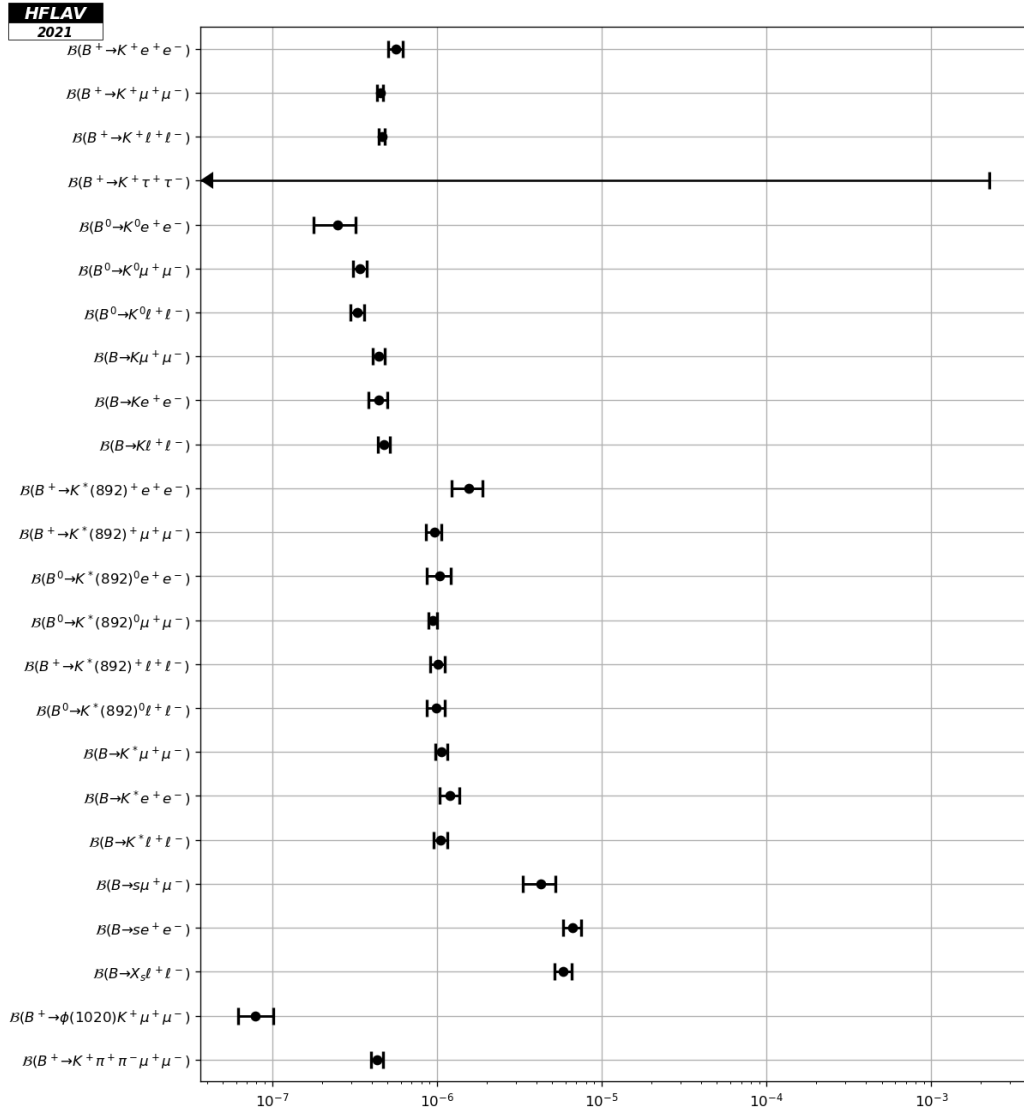


Figure 75: Branching fractions of  $B^+$  and  $B^0$  decays of the type  $b \rightarrow s \ell^+ \ell^-$ .

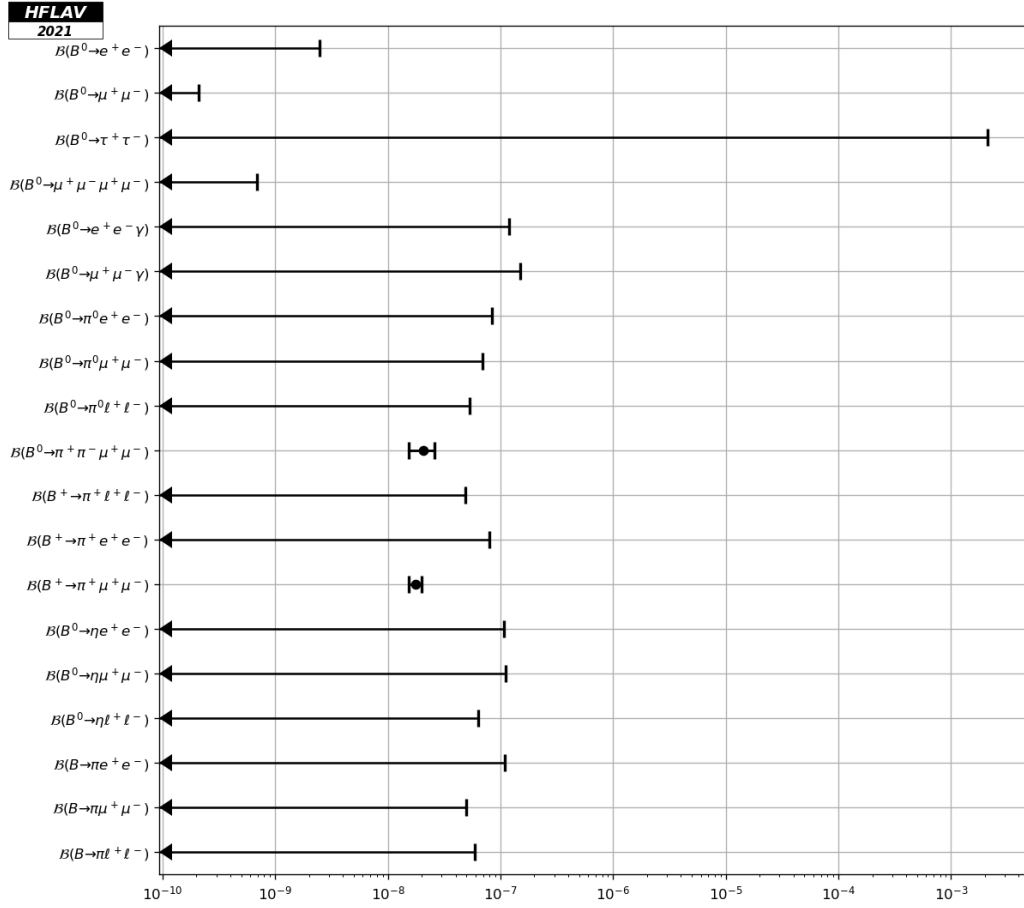


Figure 76: Branching fractions of  $B^+$  and  $B^0$  decays of the type  $b \rightarrow u \ell^+ \ell^-$ , purely leptonic and leptonic radiative.

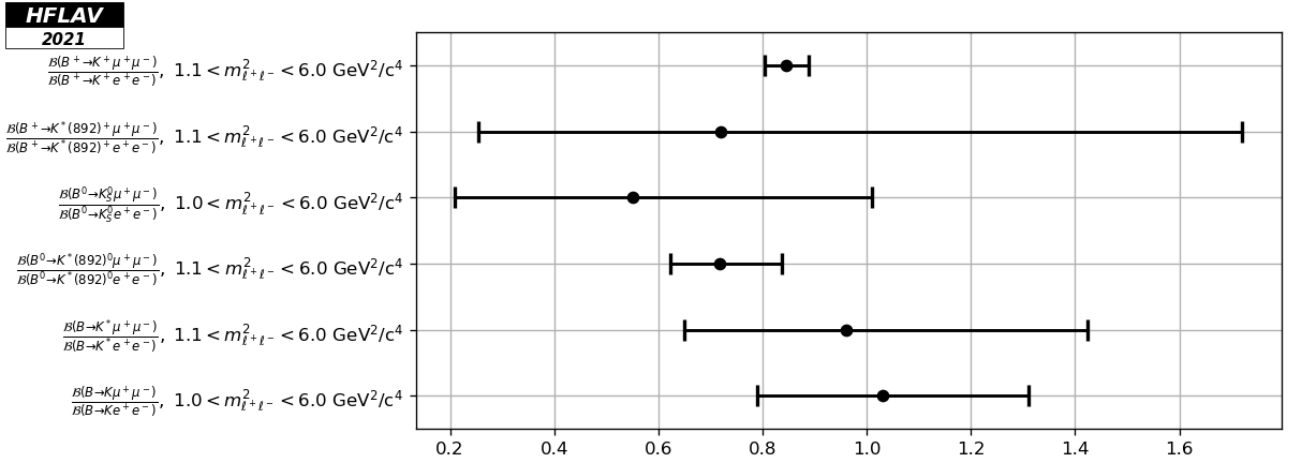


Figure 77: Compilation of  $R_K^{(*)}$  ratios in the low dilepton invariant-mass region. These are ratios between branching fractions of  $B$ -meson decays to  $K^{(*)} \mu^+ \mu^-$  and  $K^{(*)} e^+ e^-$ , which provide information on lepton universality.

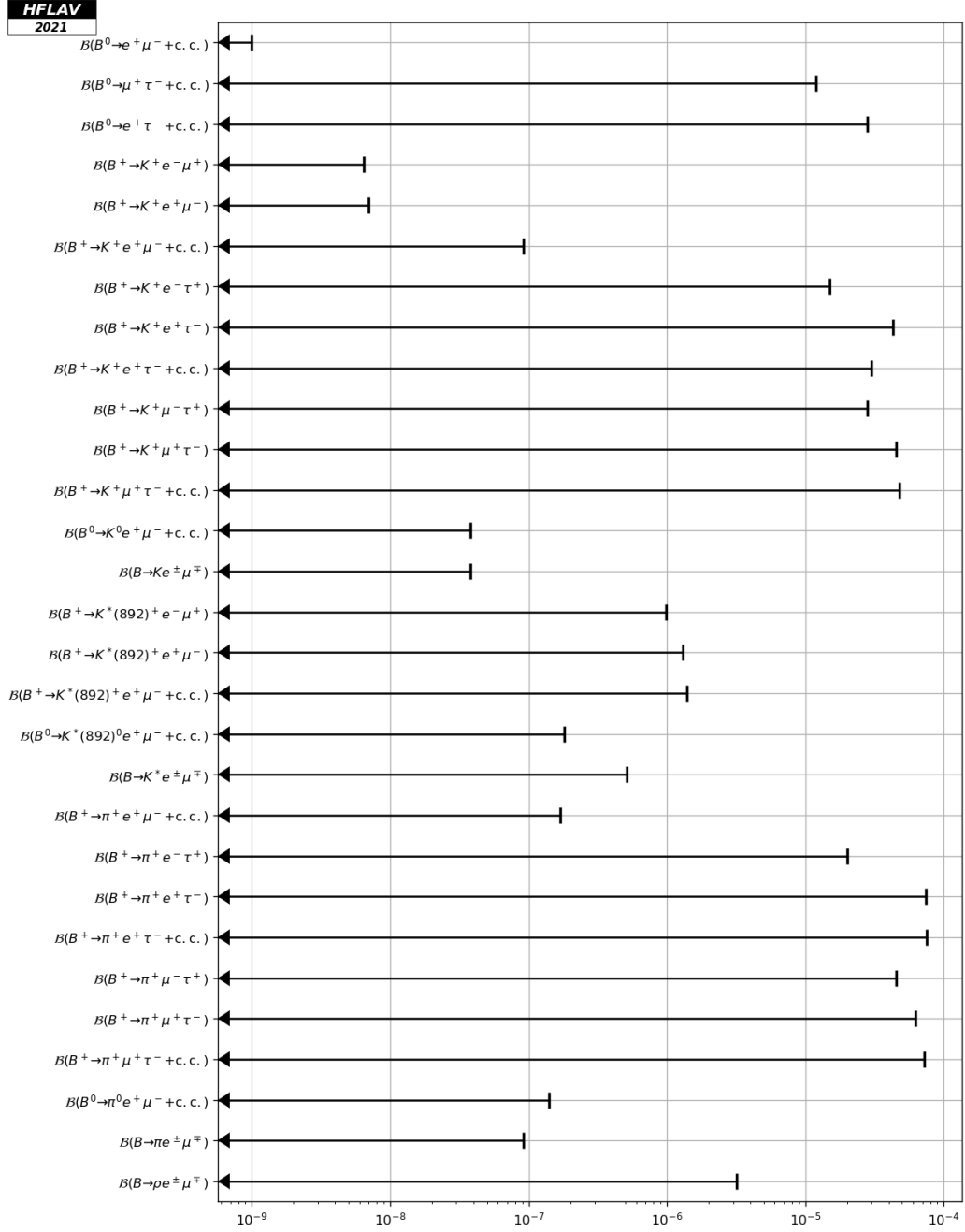


Figure 78: Limits on branching fractions of lepton-flavour-violating  $B^+$  and  $B^0$  decays.

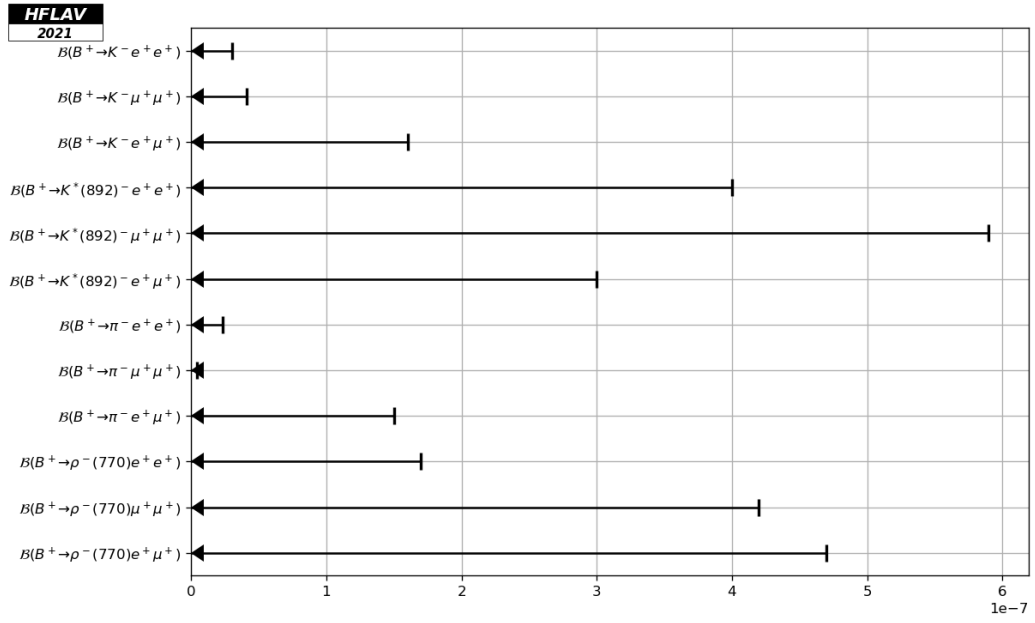


Figure 79: Limits on branching fractions of lepton-number-violating  $B^+$  and  $B^0$  decays.

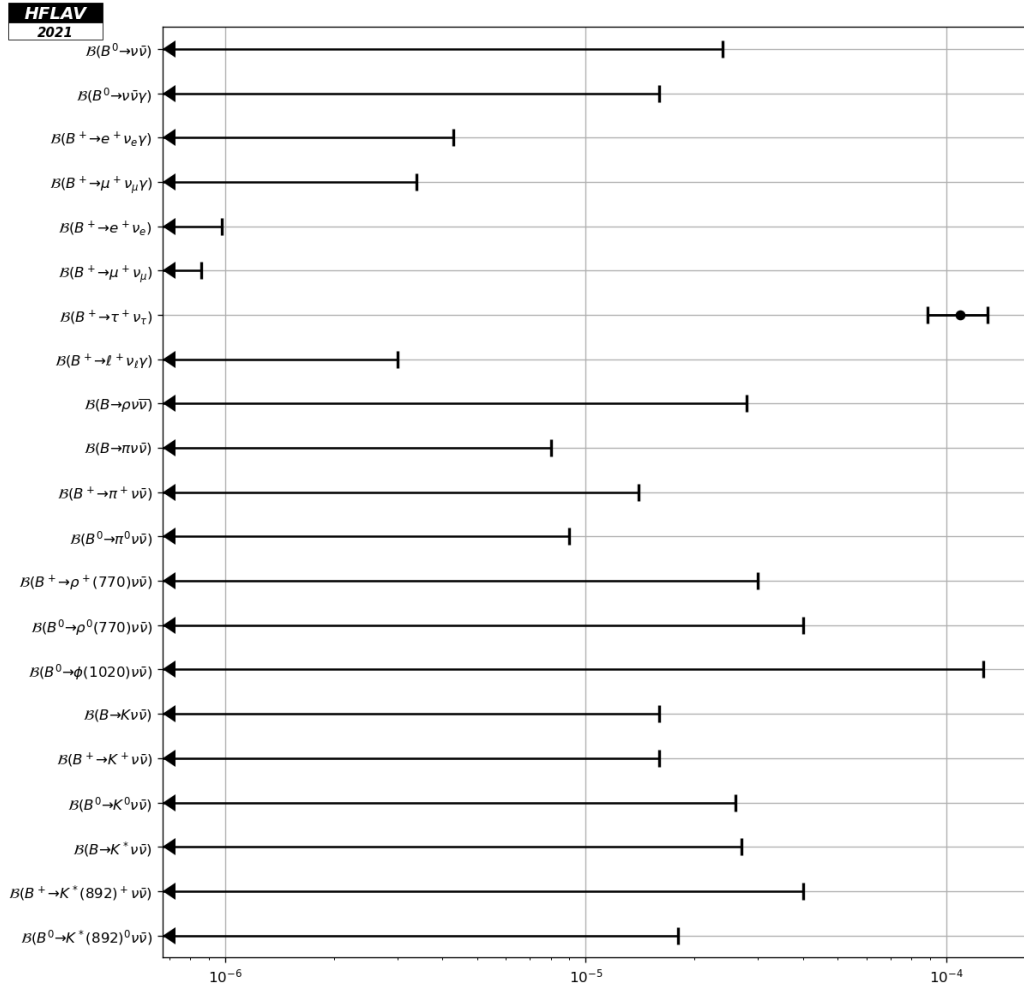


Figure 80: Branching fractions of charmless  $B$  decays with neutrinos.

## 9.7 Charge asymmetries in $b$ -hadron decays

This section contains, in Tables 247 to 258, compilations of  $CP$  asymmetries in decays of various  $b$ -hadrons:  $B^+$ ,  $B^0$  mesons,  $B^\pm/B^0$  admixtures,  $B_s^0$  mesons and finally  $\Lambda_b^0$  baryons. The  $CP$  asymmetry is defined as

$$A_{CP} = \frac{N_b - N_{\bar{b}}}{N_b + N_{\bar{b}}}, \quad (226)$$

where  $N_b$  ( $N_{\bar{b}}$ ) is the number of hadrons containing a  $b$  ( $\bar{b}$ ) quark decaying into a specific final state (the  $CP$ -conjugate state). This definition is consistent with that of Eq. (96) in Sec. 6.2.1. Measurements of time-dependent  $CP$  asymmetries are not listed here but are discussed in Sec. 6. Figure 81 shows a graphic representation of a selection of results given in this section.

Table 247:  $CP$  asymmetries of charmless hadronic  $B^+$  decays (part 1).

Parameter	Measurements	Average
$A_{CP}(B^+ \rightarrow K_S^0 \pi^+)$	Belle [881]	$-0.011 \pm 0.021 \pm 0.006$
	LHCb [884]	$-0.022 \pm 0.025 \pm 0.010$
	BaBar [400]	$-0.029 \pm 0.039 \pm 0.010$
	Belle II [882]	$-0.01 \pm 0.08 \pm 0.05$
	CLEO [1167]	$0.18 \pm 0.24 \pm 0.02$
$A_{CP}(B^+ \rightarrow K^+ \pi^0)$	LHCb [1168]	$0.025 \pm 0.015 \pm 0.007^1$
	Belle [881]	$0.043 \pm 0.024 \pm 0.002$
	BaBar [885]	$0.030 \pm 0.039 \pm 0.010$
	Belle II [886]	$-0.09 \pm 0.09 \pm 0.03$
	CLEO [1167]	$-0.29 \pm 0.23 \pm 0.02$
$A_{CP}(B^+ \rightarrow \eta' K^+)$	LHCb [892]	$-0.002 \pm 0.012 \pm 0.006^1$
	BaBar [887]	$0.008^{+0.017}_{-0.018} \pm 0.009$
	Belle [888]	$0.028 \pm 0.028 \pm 0.021$
	CLEO [1167]	$0.03 \pm 0.12 \pm 0.02$
$A_{CP}(B^+ \rightarrow \eta' K^{*}(892)^+)$	BaBar [893]	$-0.26 \pm 0.27 \pm 0.02$
$A_{CP}(B^+ \rightarrow \eta'(K\pi)_0^{*+})$	BaBar [893]	$0.06 \pm 0.20 \pm 0.02$
$A_{CP}(B^+ \rightarrow \eta' K_2^{*}(1430)^+)$	BaBar [893]	$0.15 \pm 0.13 \pm 0.02$
$A_{CP}(B^+ \rightarrow \eta K^+)$	BaBar [887]	$-0.36 \pm 0.11 \pm 0.03$
	Belle [895]	$-0.38 \pm 0.11 \pm 0.01$
$A_{CP}(B^+ \rightarrow \eta K^{*}(892)^+)$	BaBar [896]	$0.01 \pm 0.08 \pm 0.02$
	Belle [897]	$0.03 \pm 0.10 \pm 0.01$
$A_{CP}(B^+ \rightarrow \eta(K\pi)_0^{*+})$	BaBar [896]	$0.05 \pm 0.13 \pm 0.02$
$A_{CP}(B^+ \rightarrow \eta K_2^{*}(1430)^+)$	BaBar [896]	$-0.45 \pm 0.30 \pm 0.02$
$A_{CP}(B^+ \rightarrow \omega(782) K^+)$	Belle [385]	$-0.03 \pm 0.04 \pm 0.01$
	BaBar [899]	$-0.01 \pm 0.07 \pm 0.01$
$A_{CP}(B^+ \rightarrow \omega(782) K^{*}(892)^+)$	BaBar [901]	$0.29 \pm 0.35 \pm 0.02$
$A_{CP}(B^+ \rightarrow \omega(782)(K\pi)_0^{*+})$	BaBar [901]	$-0.10 \pm 0.09 \pm 0.02$
$A_{CP}(B^+ \rightarrow \omega(782) K_2^{*}(1430)^+)$	BaBar [901]	$0.14 \pm 0.15 \pm 0.02$
$A_{CP}(B^+ \rightarrow K^{*}(892)^0 \pi^+)$	BaBar [269]	$0.032 \pm 0.052^{+0.016}_{-0.013}{}^{2,1}$
	Belle [267]	$-0.149 \pm 0.064 \pm 0.022{}^{2,1}$
	BaBar [903]	$-0.12 \pm 0.21^{+0.08}_{-0.14}{}^{3,1}$
$A_{CP}(B^+ \rightarrow K^{*}(892)^+ \pi^0)$	BaBar [903]	$-0.52 \pm 0.14^{+0.06}_{-0.04}{}^{3,1}$
	BaBar [904]	$-0.06 \pm 0.24 \pm 0.04$

<sup>1</sup> Multiple systematic uncertainties are added in quadrature.<sup>2</sup> Result extracted from Dalitz-plot analysis of  $B^+ \rightarrow K^+ \pi^+ \pi^-$  decays.<sup>3</sup> Result extracted from Dalitz-plot analysis of  $B^+ \rightarrow K_S^0 \pi^+ \pi^0$  decays.



Table 248:  $CP$  asymmetries of charmless hadronic  $B^+$  decays (part 2).

Parameter	Measurements	Average
$A_{CP}(B^+ \rightarrow K^+\pi^+\pi^-)^1$	LHCb [1169] $0.025 \pm 0.004 \pm 0.008$ <sup>2</sup> BaBar [269] $0.028 \pm 0.020 \pm 0.023$ <sup>3,2</sup> Belle [267] $0.049 \pm 0.026 \pm 0.020$ <sup>3</sup>	$0.0268 \pm 0.0084$
$A_{CP}(B^+ \rightarrow K^+K^+K^-(\text{NR}))$	BaBar [262] $0.060 \pm 0.044 \pm 0.019$ <sup>4</sup>	$0.06 \pm 0.05$
$A_{CP}(B^+ \rightarrow f_0(980)K^+)$	BaBar [269] $-0.106 \pm 0.050$ <sup>+0.036 -0.015</sup> <sup>3,2</sup> Belle [267] $-0.077 \pm 0.065$ <sup>+0.046 -0.026</sup> <sup>3,2</sup> BaBar [262] $-0.08 \pm 0.08 \pm 0.04$ <sup>5</sup> BaBar [904] $0.18 \pm 0.18 \pm 0.04$	$-0.08 \pm 0.04$
$A_{CP}(B^+ \rightarrow f_2(1270)K^+)$	BaBar [269] $-0.85 \pm 0.22$ <sup>+0.26 -0.13</sup> <sup>3,2</sup> Belle [267] $-0.59 \pm 0.22 \pm 0.04$ <sup>3,2</sup>	$-0.67 \pm 0.19$
$A_{CP}(B^+ \rightarrow f_0(1500)K^+)$	BaBar [269] $0.28 \pm 0.26$ <sup>+0.15 -0.14</sup> <sup>3,2</sup>	$0.28 \pm 0.30$
$A_{CP}(B^+ \rightarrow f_2'(1525)K^+)$	BaBar [262] $0.14 \pm 0.10 \pm 0.04$ <sup>5</sup>	$0.14 \pm 0.11$
$A_{CP}(B^+ \rightarrow \rho^0(770)K^+)$	BaBar [269] $0.44 \pm 0.10$ <sup>+0.06 -0.14</sup> <sup>3,2</sup> Belle [267] $0.30 \pm 0.11$ <sup>+0.11 -0.04</sup> <sup>3,2</sup>	$0.37 \pm 0.12$
$A_{CP}(B^+ \rightarrow K^0\pi^+\pi^0)$	BaBar [903] $0.07 \pm 0.05 \pm 0.04$ <sup>6,2</sup>	$0.07 \pm 0.06$
$A_{CP}(B^+ \rightarrow K_0^*(1430)^0\pi^+)$	Belle [267] $0.076 \pm 0.038$ <sup>+0.028 -0.022</sup> <sup>3,2</sup> BaBar [903] $0.14 \pm 0.10$ <sup>+0.14 -0.06</sup> <sup>6,2</sup>	$0.084 \pm 0.043$
$A_{CP}(B^+ \rightarrow (K\pi)_0^{*0}\pi^+)$	BaBar [269] $0.032 \pm 0.035$ <sup>+0.034 -0.028</sup> <sup>3,2</sup>	$0.032 \pm 0.046$
$A_{CP}(B^+ \rightarrow K_0^*(1430)^+\pi^0)$	BaBar [903] $0.26 \pm 0.12$ <sup>+0.14 -0.08</sup> <sup>6,2</sup>	$0.26$ <sup>+0.19 -0.14</sup>
$A_{CP}(B^+ \rightarrow K_2^*(1430)^0\pi^+)$	BaBar [269] $0.05 \pm 0.23$ <sup>+0.18 -0.08</sup> <sup>3,2</sup>	$0.05$ <sup>+0.29 -0.24</sup>
$A_{CP}(B^+ \rightarrow K^+\pi^0\pi^0)$	BaBar [904] $-0.06 \pm 0.06 \pm 0.04$	$-0.06 \pm 0.07$
$A_{CP}(B^+ \rightarrow \rho^+(770)K^0)$	BaBar [903] $0.21 \pm 0.19$ <sup>+0.24 -0.20</sup> <sup>6,2</sup>	$0.21$ <sup>+0.31 -0.28</sup>
$A_{CP}(B^+ \rightarrow K^*(892)^+\pi^+\pi^-)$	BaBar [911] $0.07 \pm 0.07 \pm 0.04$	$0.07 \pm 0.08$
$A_{CP}(B^+ \rightarrow K^*(892)^+\rho^0(770))$	BaBar [912] $0.31 \pm 0.13 \pm 0.03$	$0.31 \pm 0.13$
$A_{CP}(B^+ \rightarrow f_0(980)K^*(892)^+)$	BaBar [912] $-0.15 \pm 0.12 \pm 0.03$	$-0.15 \pm 0.12$
$A_{CP}(B^+ \rightarrow a_1(1260)^+K^0)$	BaBar [913] $0.12 \pm 0.11 \pm 0.02$	$0.12 \pm 0.11$
$A_{CP}(B^+ \rightarrow b_1(1235)^+K^0)$	BaBar [917] $-0.03 \pm 0.15 \pm 0.02$	$-0.03 \pm 0.15$
$A_{CP}(B^+ \rightarrow K^*(892)^0\rho^+(770))$	BaBar [914] $-0.01 \pm 0.16 \pm 0.02$	$-0.01 \pm 0.16$
$A_{CP}(B^+ \rightarrow b_1(1235)^0K^+)$	BaBar [918] $-0.46 \pm 0.20 \pm 0.02$	$-0.46 \pm 0.20$

<sup>1</sup> Treatment of charmonium intermediate components differs between the results.<sup>2</sup> Multiple systematic uncertainties are added in quadrature.<sup>3</sup> Result extracted from Dalitz-plot analysis of  $B^+ \rightarrow K^+\pi^+\pi^-$  decays.<sup>4</sup> The nonresonant amplitude is modelled using a polynomial function including S-wave and P-wave terms.<sup>5</sup> Result extracted from Dalitz-plot analysis of  $B^+ \rightarrow K^+K^+K^-$  decays.<sup>6</sup> Result extracted from Dalitz-plot analysis of  $B^+ \rightarrow K_S^0\pi^+\pi^0$  decays.

Table 249:  $CP$  asymmetries of charmless hadronic  $B^+$  decays (part 3).

Parameter	Measurements	Average
$A_{CP}(B^+ \rightarrow K^+ K_S^0)$	LHCb [884]	$-0.21 \pm 0.14 \pm 0.01$
	Belle [881]	$0.014 \pm 0.168 \pm 0.002$
	BaBar [400]	$0.10 \pm 0.26 \pm 0.03$
$A_{CP}(B^+ \rightarrow K^+ K_S^0 K_S^0)^1$	Belle [921]	$0.016 \pm 0.039 \pm 0.009^2$
	BaBar [262]	$0.04^{+0.04}_{-0.05} \pm 0.02^3$
$A_{CP}(B^+ \rightarrow K^+ K^- \pi^+)^1$	LHCb [1169]	$-0.123 \pm 0.017 \pm 0.014^4$
	Belle [923]	$-0.170 \pm 0.073 \pm 0.017^5$
	BaBar [924]	$0.00 \pm 0.10 \pm 0.03$
$A_{CP}(B^+ \rightarrow K^+ K^- \pi^+ (\text{NR}))$	LHCb [925]	$-0.107 \pm 0.053 \pm 0.035^6$
$A_{CP}(B^+ \rightarrow \bar{K}^*(892)^0 K^+)$	LHCb [925]	$0.123 \pm 0.087 \pm 0.045^7$
$A_{CP}(B^+ \rightarrow \bar{K}_0^*(1430)^0 K^+)$	LHCb [925]	$0.104 \pm 0.149 \pm 0.088^7$
$A_{CP}(B^+ \rightarrow \phi(1020) \pi^+)$	LHCb [925]	$0.098 \pm 0.436 \pm 0.266^7$
$A_{CP}(B^+ \rightarrow K^+ K^- \pi^+) \pi\pi \leftrightarrow KK$ rescattering		
	LHCb [925]	$-0.664 \pm 0.038 \pm 0.019^7$
$A_{CP}(B^+ \rightarrow K^+ K^+ K^-)$	LHCb [1169]	$-0.036 \pm 0.004 \pm 0.007^4$
	BaBar [262]	$-0.017^{+0.019}_{-0.014} \pm 0.014^8$
	Belle II [930]	$-0.049 \pm 0.063 \pm 0.022$
$A_{CP}(B^+ \rightarrow \phi(1020) K^+)$	LHCb [892]	$0.017 \pm 0.011 \pm 0.006^4$
	BaBar [262]	$0.128 \pm 0.044 \pm 0.013^8$
	Belle [935]	$0.01 \pm 0.12 \pm 0.05$
	CDF [932]	$-0.07 \pm 0.17^{+0.03}_{-0.02}$

<sup>1</sup> Treatment of charmonium intermediate components differs between the results.<sup>2</sup>  $A_{CP}$  is also measured in bins of  $m_{K_S^0 K_S^0}$ <sup>3</sup> Result extracted from Dalitz-plot analysis of  $B^0 \rightarrow K_S^0 K^+ K^-$  decays.<sup>4</sup> Multiple systematic uncertainties are added in quadrature.<sup>5</sup> Also measured in bins of  $m_{K^+ K^-}$ .<sup>6</sup> LHCb uses a model of non-resonant obtained from a phenomenological description of the partonic interaction that produces the final state. This contribution is called single pole in the paper, see Ref. [925] for details.<sup>7</sup> Result extracted from Dalitz-plot analysis of  $B^+ \rightarrow K^+ K^- \pi^+$  decays.<sup>8</sup> Result extracted from Dalitz-plot analysis of  $B^+ \rightarrow K^+ K^+ K^-$  decays.

Table 250:  $CP$  asymmetries of charmless hadronic  $B^+$  decays (part 4).

Parameter	Measurements	Average
$A_{CP}(B^+ \rightarrow K^*(892)^+ K^+ K^-)$	BaBar [911] $0.11 \pm 0.08 \pm 0.03$	$0.11 \pm 0.09$
$A_{CP}(B^+ \rightarrow \phi(1020) K^*(892)^+)$	Belle [1170] $-0.02 \pm 0.14 \pm 0.03$	$-0.01 \pm 0.08$
	BaBar [934] $0.00 \pm 0.09 \pm 0.04$ <sup>1</sup>	
$A_{CP}(B^+ \rightarrow (K\pi)_0^{*+} \phi(1020))$	BaBar [936] $0.04 \pm 0.15 \pm 0.04$	$0.04 \pm 0.16$
$A_{CP}(B^+ \rightarrow K_1(1270)^+ \phi(1020))$	BaBar [936] $0.15 \pm 0.19 \pm 0.05$	$0.15 \pm 0.20$
$A_{CP}(B^+ \rightarrow K_2^*(1430)^+ \phi(1020))$	BaBar [936] $-0.23 \pm 0.19 \pm 0.06$	$-0.23 \pm 0.20$
$A_{CP}(B^+ \rightarrow \phi(1020) \phi(1020) K^+)$	BaBar [938] $-0.10 \pm 0.08 \pm 0.02$ <sup>2</sup>	$-0.10 \pm 0.08$
$A_{CP}(B^+ \rightarrow K^*(892)^+ \gamma)$	Belle [1062] $0.011 \pm 0.023 \pm 0.003$	$0.014 \pm 0.018$
	BaBar [1063] $0.018 \pm 0.028 \pm 0.007$	
$A_{CP}(B^+ \rightarrow X_s \gamma)$	Belle [1138] $0.0275 \pm 0.0184 \pm 0.0032$ <sup>3</sup>	$0.028 \pm 0.019$
$A_{CP}(B^+ \rightarrow \eta K^+ \gamma)$	Belle [1066] $-0.16 \pm 0.09 \pm 0.06$ <sup>4</sup>	$-0.12 \pm 0.07$
	BaBar [408] $-0.090^{+0.104}_{-0.098} \pm 0.014$ <sup>5</sup>	
$A_{CP}(B^+ \rightarrow \phi(1020) K^+ \gamma)$	Belle [410] $-0.03 \pm 0.11 \pm 0.08$	$-0.13 \pm 0.10$
	BaBar [1069] $-0.26 \pm 0.14 \pm 0.05$ <sup>6</sup>	
$A_{CP}(B^+ \rightarrow \rho^+(770) \gamma)$	Belle [1074] $-0.11 \pm 0.32 \pm 0.09$	$-0.11 \pm 0.33$

<sup>1</sup> Combination of two final states of the  $K^*(892)^\pm$ ,  $K_S^0 \pi^\pm$  and  $K^\pm \pi^0$ . In addition to the combined results, the paper reports separately the results for each individual final state.

<sup>2</sup> Measured in the  $\phi\phi$  invariant mass range below the  $\eta_c$  resonance ( $M_{\phi\phi} < 2.85 \text{ GeV}/c^2$ ).

<sup>3</sup>  $M_{X_s} < 2.8 \text{ GeV}/c^2$ .

<sup>4</sup>  $M_{K\eta} < 2.4 \text{ GeV}/c^2$ .

<sup>5</sup>  $M_{K\eta^{(\prime)}}$   $< 3.25 \text{ GeV}/c^2$ .

<sup>6</sup>  $M_{\phi K} < 3.0 \text{ GeV}/c^2$ .

Table 251:  $CP$  asymmetries of charmless hadronic  $B^+$  decays (part 5).

Parameter	Measurements	Average
$A_{CP}(B^+ \rightarrow \pi^+\pi^0)$	Belle [881]	$0.025 \pm 0.043 \pm 0.007$
	BaBar [885]	$0.03 \pm 0.08 \pm 0.01$
	Belle II [886]	$-0.04 \pm 0.17 \pm 0.06$
$A_{CP}(B^+ \rightarrow \pi^+\pi^+\pi^-)^1$	LHCb [1169]	$0.058 \pm 0.008 \pm 0.011^2$
	BaBar [943]	$0.032 \pm 0.044^{+0.040}_{-0.037}{}^{3,2}$
$A_{CP}(B^+ \rightarrow \rho^0(770)\pi^+)$	LHCb [944]	$0.007 \pm 0.011 \pm 0.040^{3,4,2}$
	BaBar [943]	$0.18 \pm 0.07^{+0.05}_{-0.15}{}^{3,2}$
$A_{CP}(B^+ \rightarrow f_2(1270)\pi^+)$	LHCb [944]	$0.468 \pm 0.061 \pm 0.103^{3,4,2}$
	LHCb [925]	$0.267 \pm 0.102 \pm 0.048^5$
	BaBar [943]	$0.41 \pm 0.25^{+0.18}_{-0.15}{}^{3,2}$
$A_{CP}(B^+ \rightarrow \rho(1450)^0\pi^+)$	LHCb [944]	$-0.129 \pm 0.033 \pm 0.421^{3,4,2}$
	LHCb [925]	$-0.109 \pm 0.044 \pm 0.024^5$
	BaBar [943]	$-0.06 \pm 0.28^{+0.23}_{-0.40}{}^{3,2}$
$A_{CP}(B^+ \rightarrow \rho_3(1690)^0\pi^+)$	LHCb [944]	$-0.801 \pm 0.114 \pm 0.511^{3,4,2}$
$A_{CP}(B^+ \rightarrow f_0(1370)\pi^+)$	BaBar [943]	$0.72 \pm 0.15 \pm 0.16^{3,2}$
$A_{CP}(B^+ \rightarrow \pi^+\pi^+\pi^-), S - \text{wave}$		
	LHCb [944]	$0.144 \pm 0.018 \pm 0.026^{3,4,2}$
$A_{CP}(B^+ \rightarrow \pi^+\pi^+\pi^-(\text{NR}))$	BaBar [943]	$-0.14 \pm 0.14^{+0.18}_{-0.08}{}^{6,2}$
$A_{CP}(B^+ \rightarrow \rho^+(770)\pi^0)$	BaBar [948]	$-0.01 \pm 0.13 \pm 0.02$
	Belle [949]	$0.06 \pm 0.19^{+0.04}_{-0.06}$
$A_{CP}(B^+ \rightarrow \rho^+(770)\rho^0(770))$	BaBar [425]	$-0.054 \pm 0.055 \pm 0.010$
	Belle [950]	$0.00 \pm 0.22 \pm 0.03$
$A_{CP}(B^+ \rightarrow \omega(782)\pi^+)$	LHCb [944]	$-0.048 \pm 0.065 \pm 0.049^{3,4,2}$
	BaBar [899]	$-0.02 \pm 0.08 \pm 0.01$
	Belle [952]	$-0.02 \pm 0.09 \pm 0.01$
	CLEO [1167]	$-0.34 \pm 0.25 \pm 0.02$
$A_{CP}(B^+ \rightarrow \omega(782)\rho^+(770))$	BaBar [901]	$-0.20 \pm 0.09 \pm 0.02$

<sup>1</sup> Treatment of charmonium intermediate components differs between the results.<sup>2</sup> Multiple systematic uncertainties are added in quadrature.<sup>3</sup> Result extracted from Dalitz-plot analysis of  $B^+ \rightarrow \pi^+\pi^+\pi^-$  decays.<sup>4</sup> This analysis uses three different approaches: isobar,  $K$ -matrix and quasi-model-independent, to describe the  $S$ -wave component. The  $A_{CP}$  results are taken from the isobar model with an additional error accounting for the different  $S$ -wave methods as reported in Appendix D of [946].<sup>5</sup> Result extracted from Dalitz-plot analysis of  $B^+ \rightarrow K^+K^-\pi^+$  decays.<sup>6</sup> The nonresonant amplitude is modelled using a sum of exponential functions.

Table 252:  $CP$  asymmetries of charmless hadronic  $B^+$  decays (part 6).

Parameter	Measurements	Average
$A_{CP}(B^+ \rightarrow \eta\pi^+)$	Belle [895] $-0.19 \pm 0.06 \pm 0.01$ BaBar [887] $-0.03 \pm 0.09 \pm 0.03$	$-0.14 \pm 0.05$
$A_{CP}(B^+ \rightarrow \eta\rho^+(770))$	BaBar [953] $0.13 \pm 0.11 \pm 0.02$ Belle [897] $-0.04^{+0.34}_{-0.32} \pm 0.01$	$0.11 \pm 0.11$
$A_{CP}(B^+ \rightarrow \eta'\pi^+)$	BaBar [887] $0.03 \pm 0.17 \pm 0.02$ Belle [888] $0.20^{+0.37}_{-0.36} \pm 0.04$	$0.06 \pm 0.15$
$A_{CP}(B^+ \rightarrow \eta'\rho^+(770))$	BaBar [893] $0.26 \pm 0.17 \pm 0.02$	$0.26 \pm 0.17$
$A_{CP}(B^+ \rightarrow b_1(1235)^0\pi^+)$	BaBar [918] $0.05 \pm 0.16 \pm 0.02$	$0.05 \pm 0.16$
$A_{CP}(B^+ \rightarrow p\bar{p}\pi^+)$	BaBar [720] $0.04 \pm 0.07 \pm 0.04$	$0.04 \pm 0.08$
$A_{CP}(B^+ \rightarrow p\bar{p}\pi^+), m_{p\bar{p}} < 2.85 \text{ GeV}/c^2$	LHCb [1008] $-0.041 \pm 0.039 \pm 0.005$ Belle [1007] $-0.17 \pm 0.10 \pm 0.02$	$-0.058 \pm 0.037$
$A_{CP}(B^+ \rightarrow p\bar{p}K^+), m_{p\bar{p}} < 2.85 \text{ GeV}/c^2$	LHCb [1008] $0.021 \pm 0.020 \pm 0.004$ Belle [1007] $-0.02 \pm 0.05 \pm 0.02$ BaBar [799] $-0.16^{+0.07}_{-0.08} \pm 0.04$	$0.007 \pm 0.019$
$A_{CP}(B^+ \rightarrow p\bar{p}K^*(892)^+)^1$	BaBar [720] $0.32 \pm 0.13 \pm 0.05$ Belle [1011] $-0.01 \pm 0.19 \pm 0.02$	$0.21 \pm 0.11$
$A_{CP}(B^+ \rightarrow p\bar{\Lambda}^0\gamma)$	Belle [1014] $0.17 \pm 0.16 \pm 0.05$	$0.17 \pm 0.17$
$A_{CP}(B^+ \rightarrow p\bar{\Lambda}^0\pi^0)$	Belle [1014] $0.01 \pm 0.17 \pm 0.04$	$0.01 \pm 0.17$
$A_{CP}(B^+ \rightarrow K^+\ell^+\ell^-)$	Belle [1088] $0.04 \pm 0.10 \pm 0.02$ BaBar [1109] $-0.03 \pm 0.14 \pm 0.01$	$0.02 \pm 0.08$
$A_{CP}(B^+ \rightarrow K^+e^+e^-)$	Belle [1088] $0.14 \pm 0.14 \pm 0.03$	$0.14 \pm 0.14$
$A_{CP}(B^+ \rightarrow K^+\mu^+\mu^-)$	LHCb [1171] $0.012 \pm 0.017 \pm 0.001$ <sup>2,3</sup> Belle [1088] $-0.05 \pm 0.13 \pm 0.03$ <sup>4</sup>	$0.011 \pm 0.017$
$A_{CP}(B^+ \rightarrow \pi^+\mu^+\mu^-)$	LHCb [1079] $-0.11 \pm 0.12 \pm 0.01$	$-0.11 \pm 0.12$
$A_{CP}(B^+ \rightarrow K^*(892)^+\ell^+\ell^-)$	Belle [1088] $-0.13^{+0.17}_{-0.16} \pm 0.01$ BaBar [1084] $0.01^{+0.26}_{-0.24} \pm 0.02$	$-0.09 \pm 0.14$
$A_{CP}(B^+ \rightarrow K^*(892)^+e^+e^-)$	Belle [1088] $-0.14^{+0.23}_{-0.22} \pm 0.02$	$-0.14 \pm 0.23$
$A_{CP}(B^+ \rightarrow K^*(892)^+\mu^+\mu^-)$	Belle [1088] $-0.12 \pm 0.24 \pm 0.02$	$-0.12 \pm 0.24$

<sup>1</sup> Treatment of charmonium intermediate components differs between the results.<sup>2</sup>  $A_{CP}$  is also measured in bins of  $m_{\mu^+\mu^-}$ <sup>3</sup> Mass regions corresponding to  $\phi$ ,  $J/\psi$  and  $\psi(2S)$  are vetoed.<sup>4</sup> Mass regions corresponding to  $J/\psi$  and  $\psi(2S)$  are vetoed.

Table 253:  $CP$  asymmetries of charmless hadronic  $B^0$  decays (part 1).

Parameter	Measurements	Average
$A_{CP}(B^0 \rightarrow K^+\pi^-)$	LHCb [392]	$-0.0831 \pm 0.0034$ <sup>1</sup>
	CDF [1172]	$-0.083 \pm 0.013 \pm 0.004$
	Belle [881]	$-0.069 \pm 0.014 \pm 0.007$
	BaBar [421]	$-0.107 \pm 0.016^{+0.006}_{-0.004}$
	Belle II [882]	$-0.16 \pm 0.05 \pm 0.01$
$A_{CP}(B^0 \rightarrow \eta' K^*(892)^0)$	BaBar [893]	$0.02 \pm 0.23 \pm 0.02$
	Belle [965]	$-0.22 \pm 0.29 \pm 0.07$
$A_{CP}(B^0 \rightarrow \eta'(K\pi)_0^{*0})$	BaBar [893]	$-0.19 \pm 0.17 \pm 0.02$
$A_{CP}(B^0 \rightarrow \eta' K_2^*(1430)^0)$	BaBar [893]	$0.14 \pm 0.18 \pm 0.02$
$A_{CP}(B^0 \rightarrow \eta K^*(892)^0)$	BaBar [896]	$0.21 \pm 0.06 \pm 0.02$
	Belle [897]	$0.17 \pm 0.08 \pm 0.01$
$A_{CP}(B^0 \rightarrow \eta(K\pi)_0^{*0})$	BaBar [896]	$0.06 \pm 0.13 \pm 0.02$
$A_{CP}(B^0 \rightarrow \eta K_2^*(1430)^0)$	BaBar [896]	$-0.07 \pm 0.19 \pm 0.02$
$A_{CP}(B^0 \rightarrow b_1(1235)^- K^+)$	BaBar [918]	$-0.07 \pm 0.12 \pm 0.02$
$A_{CP}(B^0 \rightarrow \omega(782) K^*(892)^0)$	BaBar [901]	$0.45 \pm 0.25 \pm 0.02$
$A_{CP}(B^0 \rightarrow \omega(782)(K\pi)_0^{*0})$	BaBar [901]	$-0.07 \pm 0.09 \pm 0.02$
$A_{CP}(B^0 \rightarrow \omega(782) K_2^*(1430)^0)$	BaBar [901]	$-0.37 \pm 0.17 \pm 0.02$
$A_{CP}(B^0 \rightarrow K^+\pi^-\pi^0)$	BaBar [970]	$-0.030^{+0.045}_{-0.051} \pm 0.055$ <sup>2</sup>
	Belle [969]	$0.07 \pm 0.11 \pm 0.01$
$A_{CP}(B^0 \rightarrow \rho^-(770) K^+)$	BaBar [968]	$0.20 \pm 0.09 \pm 0.08$ <sup>2</sup>
	Belle [969]	$0.22^{+0.22+0.06}_{-0.23-0.02}$
$A_{CP}(B^0 \rightarrow \rho(1450)^- K^+)$	BaBar [968]	$-0.10 \pm 0.32 \pm 0.09$ <sup>2</sup>
$A_{CP}(B^0 \rightarrow \rho(1700)^- K^+)$	BaBar [968]	$-0.36 \pm 0.57 \pm 0.23$ <sup>2</sup>
$A_{CP}(B^0 \rightarrow K^+\pi^-\pi^0(\text{NR}))$	BaBar [968]	$0.10 \pm 0.16 \pm 0.08$ <sup>3</sup>
$A_{CP}(B^0 \rightarrow K^0\pi^+\pi^-)$	BaBar [265]	$-0.01 \pm 0.05 \pm 0.01$ <sup>4</sup>
$A_{CP}(B^0 \rightarrow K^*(892)^+\pi^-)$	LHCb [975]	$-0.308 \pm 0.060 \pm 0.016$ <sup>4,5</sup>
	BaBar [265]	$-0.21 \pm 0.10 \pm 0.02$ <sup>4,5</sup>
	BaBar [968]	$-0.29 \pm 0.11 \pm 0.02$ <sup>2</sup>
	Belle [266]	$-0.21 \pm 0.11 \pm 0.07$ <sup>4</sup>

<sup>1</sup> LHCb combines results of the  $1.9\text{fb}^{-1}$  run 2 data analysis with those based on Run 1 dataset [391]. The full statistical and systematic covariance matrices are used in the combination.

<sup>2</sup> Result extracted from Dalitz-plot analysis of  $B^0 \rightarrow K^+\pi^-\pi^0$  decays.

<sup>3</sup> The nonresonant amplitude is taken to be constant across the Dalitz plane.

<sup>4</sup> Result extracted from Dalitz-plot analysis of  $B^0 \rightarrow K_S^0\pi^+\pi^-$  decays.

<sup>5</sup> Multiple systematic uncertainties are added in quadrature.

Table 254:  $CP$  asymmetries of charmless hadronic  $B^0$  decays (part 2).

Parameter	Measurements	Average
$A_{CP}(B^0 \rightarrow (K\pi)_0^{*+}\pi^-)$	LHCb [975]	$-0.032 \pm 0.047 \pm 0.031$ <sup>1,2</sup>
	BaBar [265]	$0.09 \pm 0.07 \pm 0.03$ <sup>1,2</sup>
	BaBar [968]	$0.07 \pm 0.14 \pm 0.01$ <sup>3</sup>
$A_{CP}(B^0 \rightarrow K_2^*(1430)^+\pi^-)$	LHCb [975]	$-0.29 \pm 0.22 \pm 0.09$ <sup>1,2</sup>
$A_{CP}(B^0 \rightarrow K^*(1680)^+\pi^-)$	LHCb [975]	$-0.07 \pm 0.13 \pm 0.04$ <sup>1,2</sup>
$A_{CP}(B^0 \rightarrow f_0(980)K_S^0)$	LHCb [975]	$0.28 \pm 0.27 \pm 0.15$ <sup>1,2</sup>
$A_{CP}(B^0 \rightarrow (K\pi)_0^{*0}\pi^0)$	BaBar [968]	$-0.15 \pm 0.10 \pm 0.04$ <sup>3</sup>
$A_{CP}(B^0 \rightarrow K^*(892)^0\pi^0)$	BaBar [968]	$-0.15 \pm 0.12 \pm 0.04$ <sup>3</sup>
$A_{CP}(B^0 \rightarrow K^*(892)^0\pi^+\pi^-)$	BaBar [979]	$0.07 \pm 0.04 \pm 0.03$
$A_{CP}(B^0 \rightarrow K^*(892)^0\rho^0(770))$	BaBar [980]	$-0.06 \pm 0.09 \pm 0.02$
$A_{CP}(B^0 \rightarrow f_0(980)K^*(892)^0)$	BaBar [980]	$0.07 \pm 0.10 \pm 0.02$
$A_{CP}(B^0 \rightarrow K^*(892)^+\rho^-(770))$	BaBar [980]	$0.21 \pm 0.15 \pm 0.02$
$A_{CP}(B^0 \rightarrow K^*(892)^0K^+K^-)$	BaBar [979]	$0.01 \pm 0.05 \pm 0.02$
$A_{CP}(B^0 \rightarrow a_1(1260)^-K^+)$	BaBar [913]	$-0.16 \pm 0.12 \pm 0.01$
$A_{CP}(B^0 \rightarrow K^0\bar{K}^0)$	Belle [1173]	$-0.58^{+0.73}_{-0.66} \pm 0.04$
$A_{CP}(B^0 \rightarrow \phi(1020)K^*(892)^0)$	Belle [989]	$-0.007 \pm 0.048 \pm 0.021$
	BaBar [388]	$0.01 \pm 0.06 \pm 0.03$
$A_{CP}(B^0 \rightarrow K^*(892)^0\pi^+K^-)$	BaBar [979]	$0.22 \pm 0.33 \pm 0.20$
$A_{CP}(B^0 \rightarrow (K\pi)_0^{*0}\phi(1020))$	Belle [989]	$0.093 \pm 0.094 \pm 0.017$
	BaBar [388]	$0.20 \pm 0.14 \pm 0.06$
$A_{CP}(B^0 \rightarrow K_2^*(1430)^0\phi(1020))$	BaBar [388]	$-0.08 \pm 0.12 \pm 0.05$
	Belle [989]	$-0.155^{+0.152}_{-0.133} \pm 0.033$
$A_{CP}(B^0 \rightarrow K^*(892)^0\gamma)$	LHCb [1044]	$0.008 \pm 0.017 \pm 0.009$
	Belle [1062]	$-0.013 \pm 0.017 \pm 0.004$
	BaBar [1063]	$-0.016 \pm 0.022 \pm 0.007$
$A_{CP}(B^0 \rightarrow K_2^*(1430)^0\gamma)$	BaBar [1072]	$-0.08 \pm 0.15 \pm 0.01$
$A_{CP}(B^0 \rightarrow X_s\gamma)$	Belle [1138]	$-0.0094 \pm 0.0174 \pm 0.0047$ <sup>4</sup>

<sup>1</sup> Result extracted from Dalitz-plot analysis of  $B^0 \rightarrow K_S^0\pi^+\pi^-$  decays.<sup>2</sup> Multiple systematic uncertainties are added in quadrature.<sup>3</sup> Result extracted from Dalitz-plot analysis of  $B^0 \rightarrow K^+\pi^-\pi^0$  decays.<sup>4</sup>  $M_{X_s} < 2.8 \text{ GeV}/c^2$ .

Table 255:  $CP$  asymmetries of charmless hadronic  $B^0$  decays (part 3).

Parameter	Measurements	Average
$A_{CP}(B^0 \rightarrow \rho^+(770)\pi^-)$	BaBar [273]	$0.09^{+0.05}_{-0.06} \pm 0.04$ <sup>1</sup>
	Belle [274]	$0.21 \pm 0.08 \pm 0.04$ <sup>1</sup>
$A_{CP}(B^0 \rightarrow \rho^-(770)\pi^+)$	BaBar [273]	$-0.12 \pm 0.08^{+0.04}_{-0.05}$ <sup>1</sup>
	Belle [274]	$0.08 \pm 0.16 \pm 0.11$ <sup>1</sup>
$A_{CP}(B^0 \rightarrow a_1(1260)^+\pi^- + \text{c.c.})$	Belle [419]	$-0.06 \pm 0.05 \pm 0.07$
	BaBar [418]	$-0.07 \pm 0.07 \pm 0.02$
$A_{CP}(B^0 \rightarrow b_1(1235)^+\pi^- + \text{c.c.})$	BaBar [918]	$-0.05 \pm 0.10 \pm 0.02$
$A_{CP}(B^0 \rightarrow p\bar{p}K^*(892)^0)^2$	BaBar [720]	$0.11 \pm 0.13 \pm 0.06$
	Belle [1011]	$-0.08 \pm 0.20 \pm 0.02$
$A_{CP}(B^0 \rightarrow p\bar{\Lambda}^0\pi^-)$	BaBar [1022]	$-0.10 \pm 0.10 \pm 0.02$
	Belle [1014]	$-0.02 \pm 0.10 \pm 0.03$
$A_{CP}(B^0 \rightarrow K^*(892)^0\ell^+\ell^-)$	Belle [1088]	$-0.08 \pm 0.12 \pm 0.02$
	BaBar [1084]	$0.02 \pm 0.20 \pm 0.02$
$A_{CP}(B^0 \rightarrow K^*(892)^0e^+e^-)$	Belle [1088]	$-0.21 \pm 0.19 \pm 0.02$
$A_{CP}(B^0 \rightarrow K^*(892)^0\mu^+\mu^-)$	LHCb [1171]	$-0.035 \pm 0.024 \pm 0.003$ <sup>3,4</sup>
	Belle [1088]	$0.00 \pm 0.15 \pm 0.03$ <sup>5</sup>

<sup>1</sup> Result extracted from Dalitz-plot analysis of  $B^0 \rightarrow \pi^+\pi^-\pi^0$  decays.

<sup>2</sup> Treatment of charmonium intermediate components differs between the results.

<sup>3</sup>  $A_{CP}$  is also measured in bins of  $m_{\mu^+\mu^-}$

<sup>4</sup> Mass regions corresponding to  $\phi$ ,  $J/\psi$  and  $\psi(2S)$  are vetoed.

<sup>5</sup> Mass regions corresponding to  $J/\psi$  and  $\psi(2S)$  are vetoed.



Table 256:  $CP$  asymmetries of charmless hadronic decays of  $B^\pm/B^0$  admixture.

Parameter	Measurements	Average
$A_{CP}(B \rightarrow K^*\gamma)$	Belle [1062] $-0.004 \pm 0.014 \pm 0.003$ BaBar [1063] $-0.003 \pm 0.017 \pm 0.007$	$-0.004 \pm 0.011$
$A_{CP}(B \rightarrow X_s\gamma)$	Belle [1138] $0.0144 \pm 0.0128 \pm 0.0011$ <sup>1</sup> BaBar [1174] $0.017 \pm 0.019 \pm 0.010$ <sup>2</sup>	$0.015 \pm 0.011$
$A_{CP}(B \rightarrow (s+d)\gamma)$	Belle [1175] $0.022 \pm 0.039 \pm 0.009$ <sup>3</sup> BaBar [1101] $0.057 \pm 0.060 \pm 0.018$ <sup>4</sup>	$0.032 \pm 0.034$
$A_{CP}(B \rightarrow s\ell^+\ell^-)$	BaBar [1106] $0.04 \pm 0.11 \pm 0.01$	$0.04 \pm 0.11$
$A_{CP}(B \rightarrow K^*e^+e^-)$	Belle [1088] $-0.18 \pm 0.15 \pm 0.01$	$-0.18 \pm 0.15$
$A_{CP}(B \rightarrow K^*\mu^+\mu^-)$	Belle [1088] $-0.03 \pm 0.13 \pm 0.02$	$-0.03 \pm 0.13$
$A_{CP}(B \rightarrow K^*\ell^+\ell^-)$	Belle [1088] $-0.10 \pm 0.10 \pm 0.01$ BaBar [1109] $0.03 \pm 0.13 \pm 0.01$	$-0.05 \pm 0.08$
$A_{CP}(B \rightarrow X_s\eta)$	Belle [1133] $-0.13 \pm 0.04^{+0.02}_{-0.03}$ <sup>5</sup>	$-0.13^{+0.04}_{-0.05}$
$A_{CP}(B \rightarrow K\ell^+\ell^-)$	BaBar [1109] $-0.03 \pm 0.14 \pm 0.01$	$-0.03 \pm 0.14$

<sup>1</sup>  $M_{X_s} < 2.8 \text{ GeV}/c^2$ .

<sup>2</sup>  $0.6 < M_{X_s} < 2.0 \text{ GeV}/c^2$ .

<sup>3</sup>  $E_\gamma^* \geq 2.1 \text{ GeV}$  where  $E_\gamma^*$  is the photon energy in the center-of-mass frame.

<sup>4</sup>  $2.1 < E_\gamma^* < 2.8 \text{ GeV}$  where  $E_\gamma^*$  is the photon energy in the center-of-mass frame.

<sup>5</sup>  $0.4 < m_X < 2.6 \text{ GeV}/c^2$ .

Table 257:  $CP$  asymmetries of charmless hadronic  $B_s^0$  decays.

Parameter	Measurements	Average
$A_{CP}(B_s^0 \rightarrow \pi^+K^-)$	LHCb [392] $0.225 \pm 0.012$ <sup>1</sup> CDF [1172] $0.22 \pm 0.07 \pm 0.02$	$0.225 \pm 0.012$

<sup>1</sup> LHCb combines results of the  $1.9\text{fb}^{-1}$  run 2 data analysis with those based on Run 1 dataset [391]. The full statistical and systematic covariance matrices are used in the combination.

Table 258:  $CP$  asymmetries of charmless hadronic  $\Lambda_b^0$  decays.

Parameter	Measurements	Average
$A_{CP}(\Lambda_b^0 \rightarrow p\pi^-)$	LHCb [1176] $-0.035 \pm 0.017 \pm 0.020$ CDF [1172] $0.06 \pm 0.07 \pm 0.03$	$-0.025 \pm 0.025$
$A_{CP}(\Lambda_b^0 \rightarrow pK^-)$	LHCb [1176] $-0.020 \pm 0.013 \pm 0.019$ CDF [1172] $-0.10 \pm 0.08 \pm 0.04$	$-0.025 \pm 0.022$
$A_{CP}(\Lambda_b^0 \rightarrow p\bar{K}^0\pi^-)$	LHCb [972] $0.22 \pm 0.13 \pm 0.03$	$0.22 \pm 0.13$
$A_{CP}(\Lambda_b^0 \rightarrow \Lambda^0 K^+\pi^-)$	LHCb [1029] $-0.53 \pm 0.23 \pm 0.11$	$-0.53 \pm 0.25$
$A_{CP}(\Lambda_b^0 \rightarrow \Lambda^0 K^+K^-)$	LHCb [1029] $-0.28 \pm 0.10 \pm 0.07$	$-0.28 \pm 0.12$

Measurements that are not included in the tables (the definitions of observables can be found in the corresponding experimental papers):

- In Ref. [1177], LHCb reports the triple-product asymmetries ( $a_{CP}^{\hat{T}-odd}$ ,  $a_P^{\hat{T}-odd}$ ) for the decays  $\Lambda_b^0 \rightarrow p\pi^-\pi^+\pi^-$  and  $\Lambda_b^0 \rightarrow p\pi^-K^+K^-$ .
- In Ref. [1178], LHCb reports  $a_{CP}^{\hat{T}-odd}$ ,  $a_P^{\hat{T}-odd}$  and  $\Delta(A_{CP}) = A_{CP}(\Lambda_b^0 \rightarrow pK^-\mu^+\mu^-) - A_{CP}(\Lambda_b^0 \rightarrow pK^-J/\psi)$ .
- In Ref. [1179], LHCb reports  $a_{CP}^{\hat{T}-odd}$  and  $a_P^{\hat{T}-odd}$  for the decays  $\Lambda_b^0 \rightarrow pK^-\pi^+\pi^-$ ,  $\Lambda_b^0 \rightarrow pK^-K^+K^-$  and  $\Xi_b^0 \rightarrow pK^-K^-\pi^+$ .
- In Ref. [1180] LHCb measures differences of  $CP$  asymmetries between  $\Lambda_b^0$  and  $\Xi_b^0$  charmless decays into a proton and three charged mesons and the decays to the same final states with an intermediate charmed baryon.

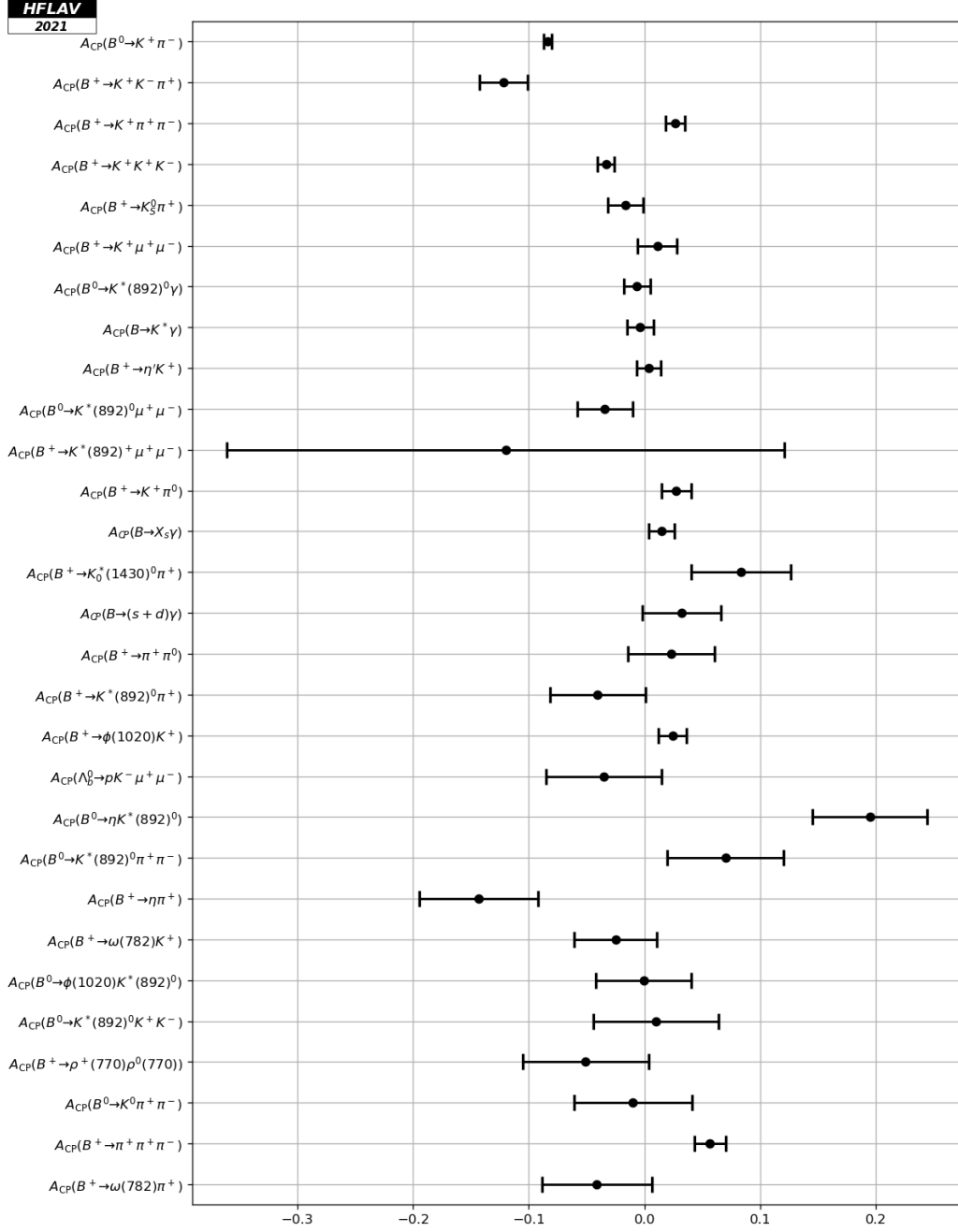


Figure 81: A selection among the most precise direct  $CP$  asymmetries ( $A_{CP}$ ) measured in charmless  $B^+$  and  $B^0$  decay modes.

## 3553 9.8 Polarization measurements in $b$ -hadron decays

3554 In this section, compilations of polarization measurements in  $b$ -hadron decays are given. Ta-  
 3555 bles 259, 260, and 261 detail measurements of the longitudinal fraction,  $f_L$ , in  $B^+ B^0$ , and  
 3556  $B_s^0$  decays, respectively. They are followed by Tables 262, 263 and 264, which list polarisa-  
 3557 tion fractions and  $CP$  parameters measured in full angular analyses of  $B^+$ ,  $B^0$  and  $B_s^0$  decays.  
 3558 Figures 82 and 83 show graphic representations of a selection of results shown in this section.

3559 Most of the final states considered in the tables are pairs of vector mesons and thus, we detail  
 3560 below the corresponding definitions. For specific definitions, for example regarding vector-tensor  
 3561 final states or vector recoiling against di-spin-half states, please refer to the articles. In the  
 3562 decay of a pseudoscalar meson into two vector mesons, momentum conservation allows for three  
 3563 helicity configurations:  $H_0, H_{\pm 1}$ . They can be expressed in terms of longitudinal polarisation  
 3564 amplitudes,  $A_0 = H_0$ , and transverse polarisation amplitudes,  $A_{\perp} = (H_{+1} - H_{-1})/\sqrt{2}$  and  
 3565  $A_{\parallel} = (H_{+1} + H_{-1})/\sqrt{2}$  and their charge conjugates:  $\overline{A}_0$ ,  $\overline{A}_{\parallel}$ , and  $\overline{A}_{\perp}$ . Using the definitions:

$$F_{k=0,\parallel,\perp} = \frac{|A_k|^2}{|A_0|^2 + |A_{\perp}|^2 + |A_{\parallel}|^2}, \quad \overline{F}_{k=0,\parallel,\perp} = \frac{|\overline{A}_k|^2}{|\overline{A}_0|^2 + |\overline{A}_{\perp}|^2 + |\overline{A}_{\parallel}|^2}, \quad (227)$$

3566 the following  $CP$  conserving and  $CP$  violating observables, which are used in our tables, are  
 3567 defined:

$$f_{k=0,\parallel,\perp} = \frac{1}{2}(F_k + \overline{F}_k), \quad A_{CP}^{k=0,\perp} = \frac{F_k - \overline{F}_k}{F_k + \overline{F}_k}. \quad (228)$$

3568 Note that, in the literature,  $f_0$  and  $f_L$  are used interchangeably to denote the longitudinal  
 3569 polarization fraction.

Table 259: Longitudinal polarization fraction,  $f_L$ , in  $B^+$  decays.

Parameter	Measurements		Average <sup>HFLAV</sup> <sub>PDG</sub>
$f_L(B^+ \rightarrow \omega(782)K^*(892)^+)$	BaBar [901]	$0.41 \pm 0.18 \pm 0.05$	$0.41 \pm 0.19$
$f_L(B^+ \rightarrow \omega(782)K_2^*(1430)^+)$	BaBar [901]	$0.56 \pm 0.10 \pm 0.04$	$0.56 \pm 0.11$
$f_L(B^+ \rightarrow K^*(892)^+\bar{K}^*(892)^0)$	BaBar [929]	$0.75^{+0.16}_{-0.26} \pm 0.03$	$0.82^{+0.13}_{-0.17}$
	Belle [928]	$1.06 \pm 0.30 \pm 0.14$	$0.82^{+0.15}_{-0.21}$
$f_L(B^+ \rightarrow \phi(1020)K^*(892)^+)$	BaBar [934]	$0.49 \pm 0.05 \pm 0.03$ <sup>1</sup>	$0.50 \pm 0.05$
	Belle [1170]	$0.52 \pm 0.08 \pm 0.03$	
	Belle II [931]	$0.58 \pm 0.23 \pm 0.02$	
$f_L(B^+ \rightarrow \phi(1020)K_1(1270)^+)$	BaBar [936]	$0.46^{+0.12}_{-0.13}^{+0.06}_{-0.07}$	$0.46 \pm 0.14$
$f_L(B^+ \rightarrow \phi(1020)K_2^*(1430)^+)$	BaBar [936]	$0.80^{+0.09}_{-0.10} \pm 0.03$	$0.80 \pm 0.10$
$f_L(B^+ \rightarrow K^*(892)^+\rho^0(770))$	BaBar [912]	$0.78 \pm 0.12 \pm 0.03$	$0.78 \pm 0.12$
$f_L(B^+ \rightarrow K^*(892)^0\rho^+(770))$	BaBar [914]	$0.52 \pm 0.10 \pm 0.04$	$0.48 \pm 0.08$
	Belle [915]	$0.43 \pm 0.11^{+0.05}_{-0.02}$ <sup>2</sup>	
$f_L(B^+ \rightarrow \rho^+(770)\rho^0(770))$	BaBar [425]	$0.950 \pm 0.015 \pm 0.006$	$0.950 \pm 0.016$
	Belle [950]	$0.948 \pm 0.106 \pm 0.021$	
$f_L(B^+ \rightarrow \omega(782)\rho^+(770))$	BaBar [901]	$0.90 \pm 0.05 \pm 0.03$	$0.90 \pm 0.06$
$f_L(B^+ \rightarrow p\bar{p}K^*(892)^+)$	Belle [1011]	$0.32 \pm 0.17 \pm 0.09$	$0.32 \pm 0.19$

<sup>1</sup> Combination of two final states of the  $K^*(892)^\pm$ ,  $K_S^0\pi^\pm$  and  $K^\pm\pi^0$ . In addition to the combined results, the paper reports separately the results for each individual final state.

<sup>2</sup> See also Ref. [920].

Table 260: Longitudinal polarization fraction,  $f_L$ , in  $B^0$  decays.

Parameter	Measurements	Average <sup>HFLAV</sup> <sub>PDG</sub>
$f_L(B^0 \rightarrow \omega(782)K^*(892)^0)$	BaBar [901]	$0.72 \pm 0.14 \pm 0.02$
	LHCb [1181]	$0.68 \pm 0.17 \pm 0.16$
	Belle [966]	$0.56 \pm 0.29^{+0.18}_{-0.08}$
$f_L(B^0 \rightarrow \omega(782)K_2^*(1430)^0)$	BaBar [901]	$0.45 \pm 0.12 \pm 0.02$
$f_L(B^0 \rightarrow K^*(892)^0\bar{K}^*(892)^0)$	LHCb [994]	$0.724 \pm 0.051 \pm 0.016$
	BaBar [995]	$0.80^{+0.10}_{-0.12} \pm 0.06$
$f_L(B^0 \rightarrow \phi(1020)K^*(892)^0)$	LHCb [1182]	$0.497 \pm 0.019 \pm 0.015$
	Belle [989]	$0.499 \pm 0.030 \pm 0.018$
	BaBar [388]	$0.494 \pm 0.034 \pm 0.013$
	Belle II [931]	$0.57 \pm 0.20 \pm 0.04$
$f_L(B^0 \rightarrow \phi(1020)K_2^*(1430)^0)$	Belle [989]	$0.918^{+0.029}_{-0.060} \pm 0.012$
	BaBar [388]	$0.901^{+0.046}_{-0.058} \pm 0.037$
$f_L(B^0 \rightarrow K^*(892)^0\rho^0(770))$	LHCb [1181]	$0.164 \pm 0.015 \pm 0.022$
	BaBar [980]	$0.40 \pm 0.08 \pm 0.11$
$f_L(B^0 \rightarrow K^*(892)^+\rho^-(770))$	BaBar [980]	$0.38 \pm 0.13 \pm 0.03$
$f_L(B^0 \rightarrow \rho^+(770)\rho^-(770))$	Belle [414]	$0.988 \pm 0.012 \pm 0.023$
	BaBar [413]	$0.992 \pm 0.024^{+0.026}_{-0.013}$
$f_L(B^0 \rightarrow \rho^0(770)\rho^0(770))^1$	LHCb [417]	$0.745^{+0.048}_{-0.058} \pm 0.034$
	BaBar [415]	$0.75^{+0.11}_{-0.14} \pm 0.04$
	Belle [416]	$0.21^{+0.18}_{-0.22} \pm 0.15$
$f_L(B^0 \rightarrow a_1(1260)^+a_1(1260)^-)$	BaBar [1005]	$0.31 \pm 0.22 \pm 0.10$
$f_L(B^0 \rightarrow p\bar{p}K^*(892)^0)$	Belle [1011]	$1.01 \pm 0.13 \pm 0.03$
$f_L(B^0 \rightarrow \Lambda^0\bar{\Lambda}^0K^*(892)^0)$	Belle [684]	$0.60 \pm 0.22 \pm 0.08^{2,3}$
$f_L(B^0 \rightarrow K^{*0}\mu^+\mu^-), 0.04 < q^2 < 6.0 \text{ GeV}^2/c^4$	ATLAS	
	[1159]	$0.50 \pm 0.06 \pm 0.04$
$f_L(B^0 \rightarrow K^{*0}e^+e^-), 0.002 < q^2 < 1.120 \text{ GeV}^2/c^4$	LHCb [1183]	$0.16 \pm 0.06 \pm 0.03$
		$0.16 \pm 0.07$

<sup>1</sup> The PDG uncertainty includes a scale factor.<sup>2</sup> The charmonium mass regions are vetoed.<sup>3</sup>  $M_{\Lambda^0\bar{\Lambda}^0} < 2.85 \text{ GeV}/c^2$ .

Table 261: Longitudinal polarization fraction,  $f_L$ , in  $B_s^0$  decays.

Parameter	Measurements	Average <sup>HFLAV</sup> <sub>PDG</sub>
$f_L(B_s^0 \rightarrow \phi(1020)\phi(1020))$	LHCb [1001] $0.381 \pm 0.007 \pm 0.012$ CDF [1039] $0.348 \pm 0.041 \pm 0.021$	$0.378 \pm 0.013$
$f_L(B_s^0 \rightarrow K^*(892)^0 \bar{K}^*(892)^0)$	LHCb [994] $0.240 \pm 0.031 \pm 0.025$	$0.24 \pm 0.04$
$f_L(B_s^0 \rightarrow \phi(1020) \bar{K}^*(892)^0)$	LHCb [990] $0.51 \pm 0.15 \pm 0.07$	$0.51 \pm 0.17$
$f_L(B_s^0 \rightarrow \bar{K}_2^*(1430)^0 K^*(892)^0)$	LHCb [399] $0.911 \pm 0.020 \pm 0.165$	$0.91 \pm 0.17$
$f_L(B_s^0 \rightarrow K_2^*(1430)^0 \bar{K}^*(892)^0)$	LHCb [399] $0.62 \pm 0.16 \pm 0.25$	$0.62 \pm 0.30$
$f_L(B_s^0 \rightarrow K_2^*(1430)^0 \bar{K}_2^*(1430)^0)$	LHCb [399] $0.25 \pm 0.14 \pm 0.18$	$0.25 \pm 0.23$

 Table 262: Results of full angular analyses of  $B^+$  decays.

Parameter	Measurements	Average <sup>HFLAV</sup> <sub>PDG</sub>
$f_\perp(B^+ \rightarrow \phi(1020)K^*(892)^+)$	BaBar [934] $0.21 \pm 0.05 \pm 0.02$ <sup>1</sup> Belle [1170] $0.19 \pm 0.08 \pm 0.02$	$0.20 \pm 0.05$
$A_{CP}^0(B^+ \rightarrow \phi(1020)K^*(892)^+)$	BaBar [934] $0.17 \pm 0.11 \pm 0.02$ <sup>1</sup>	$0.17 \pm 0.11$
$A_{CP}^\perp(B^+ \rightarrow \phi(1020)K^*(892)^+)$	BaBar [934] $0.22 \pm 0.24 \pm 0.08$ <sup>1</sup>	$0.22 \pm 0.25$

<sup>1</sup> Combination of two final states of the  $K^*(892)^\pm$ ,  $K_S^0\pi^\pm$  and  $K^\pm\pi^0$ . In addition to the combined results, the paper reports separately the results for each individual final state.

Table 263: Results of full angular analyses of  $B^0$  decays.

Parameter	Measurements	Average <sup>HFLAV</sup> <sub>PDG</sub>
$f_{\perp}(B^0 \rightarrow \phi(1020)K^*(892)^0)$	LHCb [1182]	$0.221 \pm 0.016 \pm 0.013$
	Belle [989]	$0.238 \pm 0.026 \pm 0.008$
	BaBar [388]	$0.212 \pm 0.032 \pm 0.013$
$A_{CP}^0(B^+ \rightarrow \phi(1020)K^*(892)^+)$	LHCb [1182]	$-0.003 \pm 0.038 \pm 0.005$
	Belle [989]	$-0.030 \pm 0.061 \pm 0.007$
	BaBar [388]	$0.01 \pm 0.07 \pm 0.02$
$A_{CP}^{\perp}(B^+ \rightarrow \phi(1020)K^*(892)^+)$	LHCb [1182]	$0.047 \pm 0.074 \pm 0.009$
	Belle [989]	$-0.14 \pm 0.11 \pm 0.01$
	BaBar [388]	$-0.04 \pm 0.15 \pm 0.06$
$f_{\perp}(B^0 \rightarrow \phi(1020)K_2^*(1430)^0)^1$	BaBar [388]	$0.002^{+0.018}_{-0.002} \pm 0.031$
	Belle [989]	$0.056^{+0.050}_{-0.035} \pm 0.009$
$A_{CP}^0(B^+ \rightarrow \phi(1020)K^*(1430)^0)$	Belle [989]	$-0.016^{+0.066}_{-0.051} \pm 0.008$
	BaBar [388]	$-0.05 \pm 0.06 \pm 0.01$
$A_{CP}^{\perp}(B^+ \rightarrow \phi(1020)K^*(1430)^0)$	Belle [989]	$-0.01^{+0.85}_{-0.67} \pm 0.09$

<sup>1</sup> The PDG uncertainty includes a scale factor.

Table 264: Results of full angular analyses of  $B_s^0$  decays.

Parameter	Measurements	Average <sup>HFLAV</sup> <sub>PDG</sub>
$f_{\perp}(B_s^0 \rightarrow \phi(1020)\phi(1020))$	LHCb [1001]	$0.290 \pm 0.008 \pm 0.007$
	CDF [1039]	$0.365 \pm 0.044 \pm 0.027$
$f_{\parallel}(B_s^0 \rightarrow \phi(1020)\bar{K}^*(892)^0)$	LHCb [990]	$0.21 \pm 0.11 \pm 0.02$
$f_{\perp}(B_s^0 \rightarrow K^*(892)^0\bar{K}^*(892)^0)$	LHCb [1184]	$0.38 \pm 0.11 \pm 0.04$
$f_{\parallel}(B_s^0 \rightarrow K^*(892)^0\bar{K}^*(892)^0)$	LHCb [399]	$0.297 \pm 0.029 \pm 0.042$



- 3570 Measurements that are not included in the tables (the definitions of observables can be found  
3571 in the corresponding experimental papers):
- 3572 • In the angular analysis of  $B^0 \rightarrow \phi K^*(892)^0$  decays [1182], in addition to the results quoted  
3573 in Table 263, LHCb reports observables related to the  $S$ -wave component contributing the  
3574 the final state  $K^+ K^- K^+ \pi^-$ :  $f_S(K\pi)$ ,  $f_S(KK)$ ,  $\delta_S(K\pi)$ ,  $\delta_S(KK)$ ,  $\mathcal{A}_S(K\pi)^{CP}$ ,  $\mathcal{A}_S(KK)^{CP}$ ,  
3575  $\delta_S(K\pi)^{CP}$ ,  $\delta_S(KK)^{CP}$ .
  - 3576 • In the amplitude analysis of  $B_s^0 \rightarrow \phi\phi$  decays, in addition to the results quoted in Ta-  
3577 ble 264, LHCb, in Ref. [395], extracts the  $CP$ -violating phase  $\phi_s^{s\bar{s}s}$  and the  $CP$ -violating  
3578 parameter  $|\lambda|$  from a decay-time-dependent and polarisation independent fit. The  $CP$ -  
3579 violating phases  $\phi_{s,\parallel}$  and  $\phi_{s,\perp}$  are obtained in a polarisation-dependent fit. A time-  
3580 integrated fit is performed to extract the triple-product asymmetries  $A_U$  and  $A_V$ . CDF,  
3581 in Ref. [1039] also reports the triple-product asymmetries  $A_U$  and  $A_V$ .
  - 3582 • In Ref. [399], LHCb presents a flavour-tagged, decay-time-dependent amplitude analysis  
3583 of  $B_s^0 \rightarrow (K^+ \pi^-)(K^- \pi^+)$  decays in the  $K^\pm \pi^\mp$  mass range from 750 to 1600 MeV/ $c^2$ . The  
3584 paper includes measurements of 19  $CP$ -averaged amplitude parameters corresponding to  
3585 scalar, vector and tensor final states as well as the first measurement of the  $CP$ -violating  
3586 phase  $\phi_s^{d\bar{d}}$ .
  - 3587 • Ref. [1181] presents an amplitude analysis of  $B^0 \rightarrow \rho K^*(892)^0$  realised by LHCb. Scalar  
3588 ( $S$ ) and vector ( $V$ ) contributions to the final state  $(\pi^+ \pi^+)(K^+ \pi^-)$  are considered through  
3589 partial waves sharing the same angular dependence ( $VV$ ,  $SS$ ,  $SV$ ,  $VS$ ) and the corre-  
3590 sponding amplitudes are extracted for each case. Triple product asymmetries are also  
3591 reported.




Figure 82: Longitudinal polarization fraction in charmless  $B$  decays.

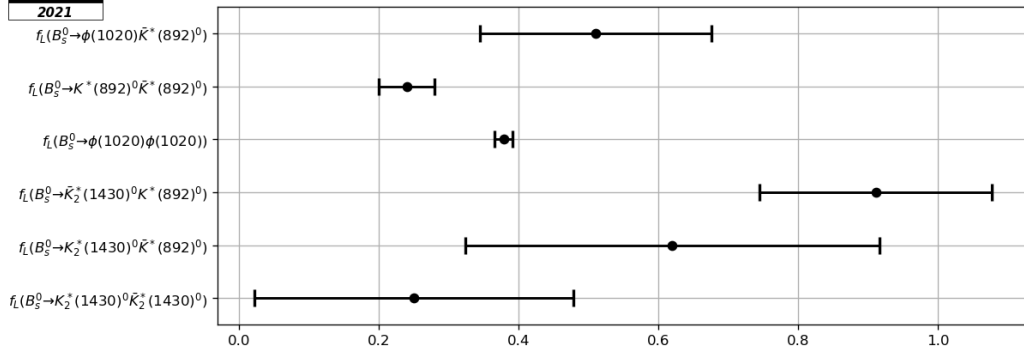


Figure 83: Longitudinal polarization fraction in charmless  $B_s^0$  decays.

## 10 Charm $CP$ violation and oscillations

### 10.1 $D^0$ - $\bar{D}^0$ mixing and $CP$ violation

#### 10.1.1 Introduction

The first evidence for  $D^0$ - $\bar{D}^0$  oscillations, or mixing, was obtained in 2007 by Belle [1185] and BABAR [1186]. These results were confirmed by CDF [1187] and, in 2013 with high statistics, by LHCb [1188]. There are now numerous measurements of  $D^0$ - $\bar{D}^0$  mixing with various levels of sensitivity. In 2019, LHCb used all its available data ( $8.9 \text{ fb}^{-1}$ ) to observe  $CP$  violation in  $D$  decays for the first time [1189]. Recently, LHCb measured the mixing parameters  $x$  and  $y$  (see below) with much higher precision [1190] than that of previous measurements. All these measurements, plus others, are input into a global fit performed by HFLAV to determine world average values for mixing parameters,  $CP$  violation ( $CPV$ ) parameters, and strong phase differences.

Our notation is as follows. We use the phase convention  $CP|D^0\rangle = -|\bar{D}^0\rangle$  and  $CP|\bar{D}^0\rangle = -|D^0\rangle$  [1191] and denote the mass eigenstates as

$$D_1 = p|D^0\rangle - q|\bar{D}^0\rangle \quad (229)$$

$$D_2 = p|D^0\rangle + q|\bar{D}^0\rangle. \quad (230)$$

With this phase convention, in the absence of  $CP$  violation ( $p = q$ ),  $D_1$  is  $CP$ -even and  $D_2$  is  $CP$ -odd. The mixing parameters are defined as  $x \equiv (m_1 - m_2)/\Gamma$  and  $y \equiv (\Gamma_1 - \Gamma_2)/(2\Gamma)$ , where  $m_1$ ,  $m_2$  and  $\Gamma_1$ ,  $\Gamma_2$  are the masses and decay widths, respectively, of the mass eigenstates, and  $\Gamma \equiv (\Gamma_1 + \Gamma_2)/2$ . The global fit determines central values and uncertainties for ten underlying parameters. These parameters, in addition to  $x$  and  $y$ , consist of the following:

- $CPV$  parameters  $|q/p|$  and  $\text{Arg}(q/p) \equiv \phi$ , which give rise to indirect  $CPV$  (see Sec. 10.2 for a discussion of indirect and direct  $CPV$ ). Here we assume indirect  $CPV$  is “universal,” i.e., independent of the final state in  $D^0 \rightarrow f$  decays.
- direct  $CPV$  asymmetries

$$A_D \equiv \frac{\Gamma(D^0 \rightarrow K^+\pi^-) - \Gamma(\bar{D}^0 \rightarrow K^-\pi^+)}{\Gamma(D^0 \rightarrow K^+\pi^-) + \Gamma(\bar{D}^0 \rightarrow K^-\pi^+)}$$

$$A_K \equiv \frac{\Gamma(D^0 \rightarrow K^+K^-) - \Gamma(\bar{D}^0 \rightarrow K^-K^+)}{\Gamma(D^0 \rightarrow K^+K^-) + \Gamma(\bar{D}^0 \rightarrow K^-K^+)}$$

$$A_\pi \equiv \frac{\Gamma(D^0 \rightarrow \pi^+\pi^-) - \Gamma(\bar{D}^0 \rightarrow \pi^-\pi^+)}{\Gamma(D^0 \rightarrow \pi^+\pi^-) + \Gamma(\bar{D}^0 \rightarrow \pi^-\pi^+)},$$

where, as indicated, the decay rates are for the pure  $D^0$  and  $\bar{D}^0$  flavour eigenstates.

- the ratio of doubly Cabibbo-suppressed (DCS) to Cabibbo-favored decay rates

$$R_D \equiv \frac{\Gamma(D^0 \rightarrow K^+\pi^-) + \Gamma(\bar{D}^0 \rightarrow K^-\pi^+)}{\Gamma(D^0 \rightarrow K^-\pi^+) + \Gamma(\bar{D}^0 \rightarrow K^+\pi^-)},$$

where the decay rates are for pure  $D^0$  and  $\bar{D}^0$  flavour eigenstates.

- the strong phase difference  $\delta$  between the amplitudes  $\mathcal{A}(\overline{D}^0 \rightarrow K^- \pi^+)$  and  $\mathcal{A}(D^0 \rightarrow K^- \pi^+)$ ; and
- the strong phase difference  $\delta_{K\pi\pi}$  between the amplitudes  $\mathcal{A}(\overline{D}^0 \rightarrow K^- \rho^+)$  and  $\mathcal{A}(D^0 \rightarrow K^- \rho^+)$ .

The 61 observables used in the fit are measured from the following decays:<sup>33</sup>  $D^0 \rightarrow K^+ \ell^- \bar{\nu}$ ,  $D^0 \rightarrow K^+ K^-$ ,  $D^0 \rightarrow \pi^+ \pi^-$ ,  $D^0 \rightarrow K^+ \pi^-$ ,  $D^0 \rightarrow K^+ \pi^- \pi^0$ ,  $D^0 \rightarrow K_S^0 \pi^+ \pi^-$ ,  $D^0 \rightarrow \pi^0 \pi^+ \pi^-$ ,  $D^0 \rightarrow K_S^0 K^+ K^-$ , and  $D^0 \rightarrow K^+ \pi^- \pi^+ \pi^-$ . The fit also uses measurements of mixing parameters and strong phases determined from double-tagged branching fractions measured at the  $\psi(3770)$  resonance. The relationships between measured observables and fitted parameters are given in Table 265. Correlations among observables are accounted for by using covariance matrices provided by the experimental collaborations. Uncertainties are assumed to be Gaussian, and systematic uncertainties among different experiments are assumed to be uncorrelated unless specific correlations have been identified. We have compared this method with a second method that adds together three-dimensional log-likelihood functions for  $x$ ,  $y$ , and  $\delta$  obtained from several independent measurements; this combination accounts for non-Gaussian uncertainties. When both methods are applied to the same set of measurements, equivalent results are obtained. We have furthermore compared the results to those obtained from an independent fit based on the GAMMACOMBO framework [432] and found good agreement.

Mixing in the heavy flavour  $B^0$  and  $B_s^0$  systems is governed by a short-distance box diagram. In the  $D^0$  system, this box diagram is both doubly-Cabibbo-suppressed and GIM-suppressed [1192], and consequently the short-distance mixing rate is tiny. Thus,  $D^0$ - $\overline{D}^0$  mixing is dominated by long-distance processes. These are difficult to calculate, and theoretical estimates for  $x$  and  $y$  range over three orders of magnitude, up to the percent level [1193–1196].

Almost all experimental analyses besides that of the  $\psi(3770) \rightarrow \overline{D}D$  measurements [1197] identify the flavour of the  $D^0$  or  $\overline{D}^0$  when produced by reconstructing the decay  $D^{*+} \rightarrow D^0 \pi^+$  or  $D^{*-} \rightarrow \overline{D}^0 \pi^-$ . The charge of the pion, which has low momentum in the lab frame relative to that of the  $D^0$  daughters and is often referred to as the “soft” pion, identifies the  $D^0$  flavour. For  $D^{*+} \rightarrow D^0 \pi^+$ ,  $M_{D^*} - M_{D^0} - M_{\pi^+} \equiv Q \approx 6$  MeV, which is close to the kinematic threshold; thus, analyses typically require that the reconstructed  $Q$  be less than some value (e.g., 20 MeV) to suppress backgrounds. In several analyses, LHCb identifies the flavour of the  $D^0$  by partially reconstructing  $\overline{B} \rightarrow D^{(*)} \mu^- X$  and  $B \rightarrow \overline{D}^{(*)} \mu^+ X$  decays; in this case the charge of the  $\mu^\mp$  identifies the flavour of the  $D^0$  or  $\overline{D}^0$ .

For time-dependent measurements, the  $D^0$  decay time is calculated as  $t = M_{D^0}(\vec{d} \cdot \hat{p})/p$ , where  $\vec{d}$  is the displacement vector from the  $D^{*+}$  decay vertex to the  $D^0$  decay vertex;  $\hat{p}$  is the direction of the  $D^0$  momentum; and  $p$  is its magnitude. The  $D^{*+}$  vertex position is taken as the intersection of the  $D^0$  momentum vector with the beam spot profile for  $e^+e^-$  experiments, and at the primary interaction vertex for  $pp$  and  $\bar{p}p$  experiments.

### 10.1.2 Input observables

The global fit determines central values and uncertainties for ten parameters by minimizing a  $\chi^2$  statistic. The fitted parameters are  $x$ ,  $y$ ,  $R_D$ ,  $A_D$ ,  $|q/p|$ ,  $\phi$ ,  $\delta$ ,  $\delta_{K\pi\pi}$ ,  $A_K$ , and  $A_\pi$ . In the  $D \rightarrow K^+ \pi^- \pi^0$  Dalitz plot analysis [1198], the phases of intermediate resonances in the

<sup>33</sup>Charge-conjugate modes are implicitly included.

Table 265: Left column: decay modes used to determine the fitted parameters  $x$ ,  $y$ ,  $\delta$ ,  $\delta_{K\pi\pi}$ ,  $R_D$ ,  $A_D$ ,  $A_K$ ,  $A_\pi$ ,  $|q/p|$ , and  $\phi$ . Middle column: measured observables for each decay mode. Right column: relationships between the measured observables and the fitted parameters. The symbol  $\langle t \rangle$  denotes the mean reconstructed decay time for  $D^0 \rightarrow K^+ K^-$  or  $D^0 \rightarrow \pi^+ \pi^-$  decays.

Decay Mode	Observables	Relationship
$D^0 \rightarrow K^+ K^- / \pi^+ \pi^-$	$y_{CP}$ $A_\Gamma$	$2y_{CP} = ( q/p  +  p/q ) y \cos \phi$ $-( q/p  -  p/q ) x \sin \phi$ $2A_\Gamma = ( q/p  -  p/q ) y \cos \phi$ $-( q/p  +  p/q ) x \sin \phi$
$D^0 \rightarrow K_S^0 \pi^+ \pi^-$	$x$ $y$ $ q/p $ $\phi$	
$D^0 \rightarrow K^+ \ell^- \bar{\nu}$	$R_M$	$R_M = \frac{x^2 + y^2}{2}$
$D^0 \rightarrow K^+ \pi^- \pi^0$ (Dalitz plot analysis)	$x''$ $y''$	$x'' = x \cos \delta_{K\pi\pi} + y \sin \delta_{K\pi\pi}$ $y'' = y \cos \delta_{K\pi\pi} - x \sin \delta_{K\pi\pi}$
“Double-tagged” branching fractions measured in $\psi(3770) \rightarrow DD$ decays	$R_M$ $y$ $R_D$ $\sqrt{R_D} \cos \delta$	$R_M = \frac{x^2 + y^2}{2}$
$D^0 \rightarrow K^+ \pi^-$	$x'^2, y'$ $x'^{2+}, x'^{2-}$ $y'^+, y'^-$	$x' = x \cos \delta + y \sin \delta$ $y' = y \cos \delta - x \sin \delta$ $x'^{\pm} =  q/p ^{\pm 1} (x' \cos \phi \pm y' \sin \phi)$ $y'^{\pm} =  q/p ^{\pm 1} (y' \cos \phi \mp x' \sin \phi)$
$D^0 \rightarrow K^+ \pi^- / K^- \pi^+$ (time-integrated)	$R_D$ $A_D$	
$D^0 \rightarrow K^+ K^- / \pi^+ \pi^-$ (time-integrated)	$\frac{\Gamma(D^0 \rightarrow K^+ K^-) - \Gamma(\bar{D}^0 \rightarrow K^+ K^-)}{\Gamma(D^0 \rightarrow K^+ K^-) + \Gamma(\bar{D}^0 \rightarrow K^+ K^-)}$  $\frac{\Gamma(D^0 \rightarrow \pi^+ \pi^-) - \Gamma(\bar{D}^0 \rightarrow \pi^+ \pi^-)}{\Gamma(D^0 \rightarrow \pi^+ \pi^-) + \Gamma(\bar{D}^0 \rightarrow \pi^+ \pi^-)}$	$A_K + \frac{\langle t \rangle}{\tau_D} \mathcal{A}_{CP}^{\text{indirect}} \quad (\mathcal{A}_{CP}^{\text{indirect}} \approx -A_\Gamma)$  $A_\pi + \frac{\langle t \rangle}{\tau_D} \mathcal{A}_{CP}^{\text{indirect}} \quad (\mathcal{A}_{CP}^{\text{indirect}} \approx -A_\Gamma)$

3659  $\bar{D}^0 \rightarrow K^+ \pi^- \pi^0$  decay amplitude are fitted relative to the phase for  $\mathcal{A}(\bar{D}^0 \rightarrow K^+ \rho^-)$ , and  
3660 the phases of intermediate resonances for  $D^0 \rightarrow K^+ \pi^- \pi^0$  are fitted relative to the phase for  
3661  $\mathcal{A}(D^0 \rightarrow K^+ \rho^-)$ . As the  $\bar{D}^0$  and  $D^0$  Dalitz plots are fitted separately, the phase difference  
3662  $\delta_{K\pi\pi} = \text{Arg}[\mathcal{A}(\bar{D}^0 \rightarrow K^+ \rho^-) / \mathcal{A}(D^0 \rightarrow K^+ \rho^-)]$  between the reference amplitudes cannot be  
3663 determined from these individual fits. However, this phase difference can be constrained in the  
3664 global fit and thus is included as a fitted parameter.

3665 All input measurements are listed in Tables 266-268. There are three observables input to

the fit that are world average values:

$$R_M = \frac{x^2 + y^2}{2} \quad (231)$$

$$y_{CP} = \frac{1}{2} \left( \left| \frac{q}{p} \right| + \left| \frac{p}{q} \right| \right) y \cos \phi - \frac{1}{2} \left( \left| \frac{q}{p} \right| - \left| \frac{p}{q} \right| \right) x \sin \phi \quad (232)$$

$$A_\Gamma = \frac{1}{2} \left( \left| \frac{q}{p} \right| - \left| \frac{p}{q} \right| \right) y \cos \phi - \frac{1}{2} \left( \left| \frac{q}{p} \right| + \left| \frac{p}{q} \right| \right) x \sin \phi. \quad (233)$$

These are calculated using the COMBOS program [6]. The world average for  $R_M$  is calculated from measurements of  $D^0 \rightarrow K^+ \ell^- \bar{\nu}$  decays [1199–1202]; see Fig. 84. A measurement of  $R_M$  using  $D^0 \rightarrow K^+ \pi^- \pi^+ \pi^-$  decays [491] is separately input to the global fit. The inputs used for the world averages of  $y_{CP}$  and  $A_\Gamma$  are plotted in Figs. 85 and 86, respectively.

The  $D^0 \rightarrow K^+ \pi^-$  measurements used are from Belle [1203,1204], BABAR [1186], CDF [1205], and LHCb [1206,1207]; earlier measurements are either superseded or have much less precision and are not used. The observables from  $D^0 \rightarrow K_S^0 \pi^+ \pi^-$  decays are measured in two ways: assuming  $CP$  conservation ( $D^0$  and  $\bar{D}^0$  decays combined), and allowing for  $CP$  violation ( $D^0$  and  $\bar{D}^0$  decays fitted separately). The no- $CPV$  measurements are from Belle [1208], BABAR [1209], and LHCb [1210]; for the  $CPV$ -allowed case, Belle [1208] and LHCb [1190,1211] measurements are available. The  $D^0 \rightarrow K^+ \pi^- \pi^0$ ,  $D^0 \rightarrow K_S^0 K^+ K^-$ , and  $D^0 \rightarrow \pi^0 \pi^+ \pi^-$  results are from BABAR [1198,1212]; the  $D^0 \rightarrow K^+ \pi^- \pi^+ \pi^-$  results are from LHCb [491]; and the  $\psi(3770) \rightarrow \bar{D} D$  results are from CLEOc [1197]. A measurement of the strong phase  $\delta$  by BESIII [1213] using  $\psi(3770) \rightarrow \bar{D} D$  events use HFLAV's world averages for  $R_D$  and  $y$  as external inputs; thus, we do not include this BESIII result in the global fit.

For each set of correlated observables, we construct a difference vector  $\vec{V}$  between the measured values and those calculated from the fitted parameters using the relations of Table 265. For example, for  $D^0 \rightarrow K_S^0 \pi^+ \pi^-$  decays,  $\vec{V} = (\Delta x, \Delta y, \Delta|q/p|, \Delta\phi)$ , where  $\Delta x \equiv x_{\text{measured}} - x_{\text{fitted}}$  and similarly for  $\Delta y, \Delta|q/p|$ , and  $\Delta\phi$ . The contribution of a set of observables to the fit  $\chi^2$  is calculated as  $\vec{V} \cdot (M^{-1}) \cdot \vec{V}^T$ , where  $M^{-1}$  is the inverse of the covariance matrix for the measured observables. Covariance matrices are constructed from the correlation coefficients among the observables. These correlation coefficients are furnished by the experiments and listed in Tables 266–268.

### 10.1.3 Fit results

The global fitter uses MINUIT with the MIGRAD minimizer, and all uncertainties are obtained from MINOS [1230]. Three types of fits are performed, as described below.

- 1) Assuming  $CP$  conservation, *i.e.*, fixing  $A_D = 0$ ,  $A_K = 0$ ,  $A_\pi = 0$ ,  $\phi = 0$ , and  $|q/p| = 1$ . All other parameters ( $x$ ,  $y$ ,  $\delta$ ,  $R_D$ ,  $\delta_{K\pi\pi}$ ) are floated.
- 2a) Assuming no sub-leading amplitudes in CF and DCS decays. In addition, sub-leading amplitudes in SCS decays are neglected in indirect  $CPV$  observables, as their contribution is suppressed by the mixing parameters  $x$  and  $y$ . These simplifications have two consequences [1231]: (a) no direct  $CPV$  in CF or DCS decays ( $A_D = 0$ ); and (b) only short-distance dispersive amplitudes contribute to indirect  $CPV$ . The latter implies that

Table 266: Observables used in the global fit, except those from time-dependent  $D^0 \rightarrow K^+ \pi^-$  measurements and those from direct  $CPV$  measurements. The latter measurements are listed in Tables 267 and 268, respectively.

Mode	Observable	Values	Correlation coefficients
$D^0 \rightarrow K^+ K^- / \pi^+ \pi^-$ , $\phi K_S^0$	$y_{CP}$ $A_\Gamma$	$(0.719 \pm 0.113)\%$ $(0.0089 \pm 0.0113)\%$	
$D^0 \rightarrow K_S^0 \pi^+ \pi^-$ [1208] (Belle: no $CPV$ )	$x$ $y$	$(0.56 \pm 0.19^{+0.067}_{-0.127})\%$ $(0.30 \pm 0.15^{+0.050}_{-0.078})\%$	+0.012
$D^0 \rightarrow K_S^0 \pi^+ \pi^-$ [1208] (Belle: no direct $CPV$ )	$ q/p $ $\phi$	$0.90^{+0.16+0.078}_{-0.15-0.064}$ $(-6 \pm 11^{+4.2}_{-5.0})$ degrees	$\begin{Bmatrix} 1 & 0.054 & -0.074 & -0.031 \\ & 1 & 0.034 & -0.019 \\ & & 1 & 0.044 \\ & & & 1 \end{Bmatrix}$
$D^0 \rightarrow K_S^0 \pi^+ \pi^-$ [1208] (Belle: direct $CPV$ allowed)	$x$ $y$ $ q/p $ $\phi$	$(0.58 \pm 0.19^{+0.0734}_{-0.1177})\%$ $(0.27 \pm 0.16^{+0.0546}_{-0.0854})\%$ $0.82^{+0.20+0.0807}_{-0.18-0.0645}$ $(-13^{+12}_{-13}{}^{+4.15}_{-4.77})$ degrees	same as above
$D^0 \rightarrow K_S^0 \pi^+ \pi^-$ [1210] (LHCb: $1 \text{ fb}^{-1}$ no $CPV$ )	$x$ $y$	$(-0.86 \pm 0.53 \pm 0.17)\%$ $(0.03 \pm 0.46 \pm 0.13)\%$	+0.37
$D^0 \rightarrow K_S^0 \pi^+ \pi^-$ [1211] (LHCb: $3 \text{ fb}^{-1}$ $CPV$ allowed)	$x_{CP}$ $y_{CP}$ $\Delta x$ $\Delta y$	$(0.27 \pm 0.16 \pm 0.04)\%$ $(0.74 \pm 0.36 \pm 0.11)\%$ $(-0.053 \pm 0.070 \pm 0.022)\%$ $(0.06 \pm 0.16 \pm 0.03)\%$	$\begin{Bmatrix} 1 & (-0.17 + 0.15) & (0.04 + 0.01) & (-0.02 - 0.02) \\ & 1 & (-0.03 - 0.05) & (0.01 - 0.03) \\ & & 1 & (-0.13 + 0.14) \\ & & & 1 \end{Bmatrix}$ Notation: above coefficients are (statistical+systematic). For $(x, y,  q/p , \phi) \rightarrow (x_{CP}, y_{CP}, \Delta x, \Delta y)$ mapping, see [1214].
$D^0 \rightarrow K_S^0 \pi^+ \pi^-$ [1190] (LHCb: $5.4 \text{ fb}^{-1}$ $CPV$ allowed)	$x_{CP}$ $y_{CP}$ $\Delta x$ $\Delta y$	$(0.397 \pm 0.046 \pm 0.029)\%$ $(0.459 \pm 0.120 \pm 0.085)\%$ $(-0.027 \pm 0.018 \pm 0.001)\%$ $(0.020 \pm 0.036 \pm 0.013)\%$	$\begin{Bmatrix} 1 & (0.11 + 0.13) & (-0.02 + 0.01) & (-0.01 + 0.01) \\ & 1 & (-0.01 - 0.02) & (-0.05 + 0.01) \\ & & 1 & (0.08 + 0.31) \\ & & & 1 \end{Bmatrix}$
$D^0 \rightarrow K_S^0 \pi^+ \pi^-$ [1209] $K_S^0 K^+ K^-$ (BABAR: no $CPV$ )	$x$ $y$	$(0.16 \pm 0.23 \pm 0.12 \pm 0.08)\%$ $(0.57 \pm 0.20 \pm 0.13 \pm 0.07)\%$	+0.0615
$D^0 \rightarrow \pi^0 \pi^+ \pi^-$ [1212] (BABAR: no $CPV$ )	$x$ $y$	$(1.5 \pm 1.2 \pm 0.6)\%$ $(0.2 \pm 0.9 \pm 0.5)\%$	-0.006
$D^0 \rightarrow K^+ \ell^- \bar{\nu}$	$R_M$	$(0.0130 \pm 0.0269)\%$	
$D^0 \rightarrow K^+ \pi^- \pi^0$ [1198]	$x''$ $y''$	$(2.61^{+0.57}_{-0.68} \pm 0.39)\%$ $(-0.06^{+0.55}_{-0.64} \pm 0.34)\%$	-0.75
$D^0 \rightarrow K^+ \pi^- \pi^+ \pi^-$ [491]	$R_M/2$	$(4.8 \pm 1.8) \times 10^{-5}$	
$\psi(3770) \rightarrow \bar{D} D$ [1197] (CLEOc)	$R_D$ $x^2$ $y$ $\cos \delta$ $\sin \delta$	$(0.533 \pm 0.107 \pm 0.045)\%$ $(0.06 \pm 0.23 \pm 0.11)\%$ $(4.2 \pm 2.0 \pm 1.0)\%$ $0.81^{+0.22+0.07}_{-0.18-0.05}$ $-0.01 \pm 0.41 \pm 0.04$	$\begin{Bmatrix} 1 & 0 & 0 & -0.42 & 0.01 \\ & 1 & -0.73 & 0.39 & 0.02 \\ & & 1 & -0.53 & -0.03 \\ & & & 1 & 0.04 \\ & & & & 1 \end{Bmatrix}$

Table 267: Time-dependent  $D^0 \rightarrow K^+ \pi^-$  observables used for the global fit. The observables  $R_D^+$  and  $R_D^-$  are related to parameters  $R_D$  and  $A_D$  via  $R_D^\pm = R_D(1 \pm A_D)$ .

Mode	Observable	Values	Correlation coefficients
$D^0 \rightarrow K^+ \pi^-$ [1186] (BABAR 384 fb $^{-1}$ )	$R_D$	$(0.303 \pm 0.0189)\%$	$\begin{Bmatrix} 1 & 0.77 & -0.87 \\ & 1 & -0.94 \\ & & 1 \end{Bmatrix}$
	$x'^{2+}$	$(-0.024 \pm 0.052)\%$	
	$y'^+$	$(0.98 \pm 0.78)\%$	
$\bar{D}^0 \rightarrow K^- \pi^+$ [1186] (BABAR 384 fb $^{-1}$ )	$A_D$	$(-2.1 \pm 5.4)\%$	same as above
	$x'^{2-}$	$(-0.020 \pm 0.050)\%$	
	$y'^-$	$(0.96 \pm 0.75)\%$	
$D^0 \rightarrow K^+ \pi^-$ [1204] (Belle 976 fb $^{-1}$ No $CPV$ )	$R_D$	$(0.353 \pm 0.013)\%$	$\begin{Bmatrix} 1 & 0.737 & -0.865 \\ & 1 & -0.948 \\ & & 1 \end{Bmatrix}$
	$x'^2$	$(0.009 \pm 0.022)\%$	
	$y'$	$(0.46 \pm 0.34)\%$	
$D^0 \rightarrow K^+ \pi^-$ [1203] (Belle 400 fb $^{-1}$ $CPV$ -allowed)	$R_D$	$(0.364 \pm 0.018)\%$	$\begin{Bmatrix} 1 & 0.655 & -0.834 \\ & 1 & -0.909 \\ & & 1 \end{Bmatrix}$
	$x'^{2+}$	$(0.032 \pm 0.037)\%$	
	$y'^+$	$(-0.12 \pm 0.58)\%$	
$\bar{D}^0 \rightarrow K^- \pi^+$ [1203] (Belle 400 fb $^{-1}$ $CPV$ -allowed)	$A_D$	$(+2.3 \pm 4.7)\%$	same as above
	$x'^{2-}$	$(0.006 \pm 0.034)\%$	
	$y'^-$	$(0.20 \pm 0.54)\%$	
$D^0 \rightarrow K^+ \pi^-$ [1205] (CDF 9.6 fb $^{-1}$ No $CPV$ )	$R_D$	$(0.351 \pm 0.035)\%$	$\begin{Bmatrix} 1 & 0.90 & -0.97 \\ & 1 & -0.98 \\ & & 1 \end{Bmatrix}$
	$x'^2$	$(0.008 \pm 0.018)\%$	
	$y'$	$(0.43 \pm 0.43)\%$	
$D^0 \rightarrow K^+ \pi^-$ [1206] (LHCb 3.0 fb $^{-1}$ $B \rightarrow D^* \mu X$ tag $CPV$ -allowed)	$R_D^+$	$(0.338 \pm 0.0161)\%$	$\begin{Bmatrix} 1 & 0.823 & -0.920 \\ & 1 & -0.962 \\ & & 1 \end{Bmatrix}$
	$x'^{2+}$	$(-0.0019 \pm 0.0447)\%$	
	$y'^+$	$(0.581 \pm 0.526)\%$	
$\bar{D}^0 \rightarrow K^- \pi^+$ [1206] (LHCb 3.0 fb $^{-1}$ $B \rightarrow D^* \mu X$ tag $CPV$ -allowed)	$R_D^-$	$(0.360 \pm 0.0166)\%$	$\begin{Bmatrix} 1 & 0.812 & -0.918 \\ & 1 & -0.956 \\ & & 1 \end{Bmatrix}$
	$x'^{2-}$	$(0.0079 \pm 0.0433)\%$	
	$y'^-$	$(0.332 \pm 0.523)\%$	
$D^0 \rightarrow K^+ \pi^-$ [1207] (LHCb 5.0 fb $^{-1}$ $D^*$ tag $CPV$ -allowed)	$R_D^+$	$(0.3454 \pm 0.0045)\%$	$\begin{Bmatrix} 1 & 0.843 & -0.935 \\ & 1 & -0.963 \\ & & 1 \end{Bmatrix}$
	$x'^{2+}$	$(0.0061 \pm 0.0037)\%$	
	$y'^+$	$(0.501 \pm 0.074)\%$	
$\bar{D}^0 \rightarrow K^- \pi^+$ [1207] (LHCb 5.0 fb $^{-1}$ $D^*$ tag $CPV$ -allowed)	$R_D^-$	$(0.3454 \pm 0.0045)\%$	$\begin{Bmatrix} 1 & 0.846 & -0.935 \\ & 1 & -0.964 \\ & & 1 \end{Bmatrix}$
	$x'^{2-}$	$(0.0016 \pm 0.0039)\%$	
	$y'^-$	$(0.554 \pm 0.074)\%$	



Table 268: Measurements of time-integrated  $CP$  asymmetries. The observable  $A_{CP}(f) = [\Gamma(D^0 \rightarrow f) - \Gamma(\bar{D}^0 \rightarrow f)]/[\Gamma(D^0 \rightarrow f) + \Gamma(\bar{D}^0 \rightarrow f)]$ . The symbol  $\Delta\langle t \rangle$  denotes the difference between the mean reconstructed decay times for  $D^0 \rightarrow K^+K^-$  and  $D^0 \rightarrow \pi^+\pi^-$  decays due to different trigger and reconstruction efficiencies.

Mode	Observable	Values	$\Delta\langle t \rangle/\tau_D$
$D^0 \rightarrow h^+h^-$ [1215] (BABAR 386 fb $^{-1}$ )	$A_{CP}(K^+K^-)$ $A_{CP}(\pi^+\pi^-)$	$(+0.00 \pm 0.34 \pm 0.13)\%$ $(-0.24 \pm 0.52 \pm 0.22)\%$	0
$D^0 \rightarrow h^+h^-$ [1216] (Belle 540 fb $^{-1}$ )	$A_{CP}(K^+K^-)$ $A_{CP}(\pi^+\pi^-)$	$(-0.43 \pm 0.30 \pm 0.11)\%$ $(+0.43 \pm 0.52 \pm 0.12)\%$	0
$D^0 \rightarrow h^+h^-$ [1217, 1218] (CDF 9.7 fb $^{-1}$ )	$A_{CP}(K^+K^-) - A_{CP}(\pi^+\pi^-)$ $A_{CP}(K^+K^-)$ $A_{CP}(\pi^+\pi^-)$	$(-0.62 \pm 0.21 \pm 0.10)\%$ $(-0.32 \pm 0.21)\%$ $(+0.31 \pm 0.22)\%$	$0.27 \pm 0.01$
$D^0 \rightarrow h^+h^-$ [1189] (LHCb 9.0 fb $^{-1}$ , $D^{*+} \rightarrow D^0\pi^+ +$ $\bar{B} \rightarrow D^0\mu^- X$ tags combined)	$A_{CP}(K^+K^-) - A_{CP}(\pi^+\pi^-)$	$(-0.154 \pm 0.029)\%$	$0.115 \pm 0.002$

all indirect  $CPV$  is due to a phase difference between  $M_{12}$  and  $\Gamma_{12}$ , the off-diagonal elements of the mass and decay matrices. In this case the four parameters  $\{x, y, |q/p|, \phi\}$  are related, and one fits for only three of them, in our case  $\{x, y, \phi\}$  or  $\{x, y, |q/p|\}$ .

- 2b) The same assumptions as for Fit 2a, but fitting for parameters  $x_{12} \equiv 2|M_{12}|/\Gamma$ ,  $y_{12} \equiv |\Gamma_{12}|/\Gamma$ , and  $\phi_{12} \equiv \text{Arg}(M_{12}/\Gamma_{12})$  [1231, 1232]. The parameter  $\phi_{12}$  is the phase difference responsible for all indirect  $CPV$ . The conventional parameters  $\{x, y, |q/p|, \phi\}$  can be derived from  $\{x_{12}, y_{12}, \phi_{12}\}$ ; the result is [1231, 1233]

$$\begin{aligned}
 x &= \left[ \frac{x_{12}^2 - y_{12}^2 + \sqrt{(x_{12}^2 + y_{12}^2)^2 - 4x_{12}^2 y_{12}^2 \sin^2 \phi_{12}}}{2} \right]^{1/2} \\
 y &= \left[ \frac{y_{12}^2 - x_{12}^2 + \sqrt{(x_{12}^2 + y_{12}^2)^2 - 4x_{12}^2 y_{12}^2 \sin^2 \phi_{12}}}{2} \right]^{1/2} \\
 \left| \frac{q}{p} \right| &= \left( \frac{x_{12}^2 + y_{12}^2 + 2x_{12}y_{12} \sin \phi_{12}}{x_{12}^2 + y_{12}^2 - 2x_{12}y_{12} \sin \phi_{12}} \right)^{1/4} \\
 \tan 2\phi &= -\frac{\sin 2\phi_{12}}{\cos 2\phi_{12} + (y_{12}/x_{12})^2}.
 \end{aligned}$$

- 3) Allowing full  $CPV$  and fitting for all ten parameters:  $x, y, \delta, R_D, A_D, \delta_{K\pi\pi}, |q/p|, \phi, A_K$ , and  $A_\pi$ .

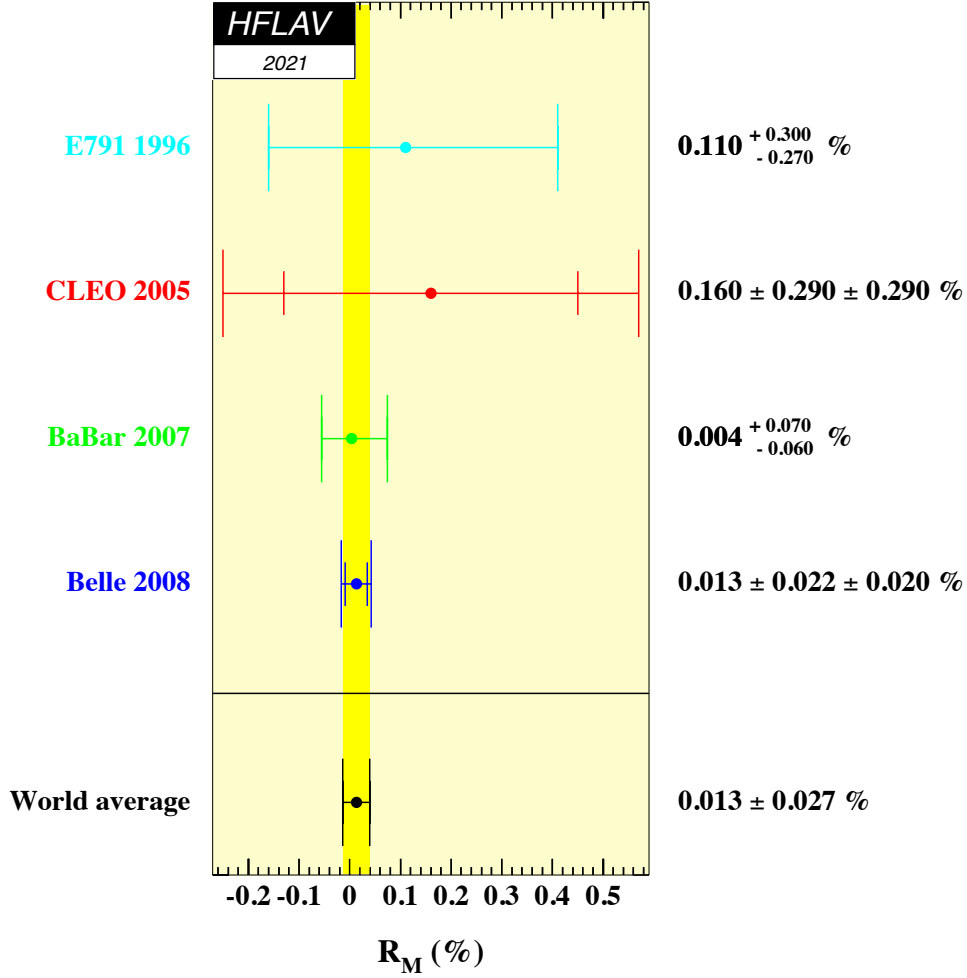


Figure 84: World average value of  $R_M = (x^2 + y^2)/2$  as calculated from  $D^0 \rightarrow K^+ \ell^- \bar{\nu}$  measurements [1199–1202]. The confidence level from the fit is 0.97.

For fit (2a), we reduce four independent parameters to three using the relation [1231, 1233, 1234]  $\tan \phi = (x/y) \times (1 - |q/p|^2)/(1 + |q/p|^2)$ .<sup>34</sup> This constraint is imposed in two ways: first we float  $\{x, y, \phi\}$  and from these derive  $|q/p|$ ; second, we float  $\{x, y, |q/p|\}$  and from these derive  $\phi$ . The central values returned by the two fits are identical, but the first fit yields MINOS errors for  $\phi$ , while the second fit yields MINOS errors for  $|q/p|$ . For fit (2b), the floated parameters are  $\{x_{12}, y_{12}, \phi_{12}\}$ : from these we derive  $\{x, y, |q/p|, \phi\}$ , and the latter are compared to measured observables to calculate the fit  $\chi^2$ . All results are listed in Table 269. The  $\chi^2$  for the all- $CPV$ -allowed Fit 3 is 63.6 for  $61 - 10 = 51$  degrees of freedom. Table 270 lists the individual contributions to this  $\chi^2$ .

Confidence contours in the two dimensions  $(x, y)$  or  $(|q/p|, \phi)$  are obtained by finding the minimum  $\chi^2$  for each fixed point in the two-dimensional plane. The resulting  $1\sigma$ – $5\sigma$  contours are shown in Fig. 87 for Fit 2, and in Fig. 88 for Fit 3. The contours are determined from

<sup>34</sup>One can also use Eq. (16) of Ref. [1232] to reduce four parameters to three.

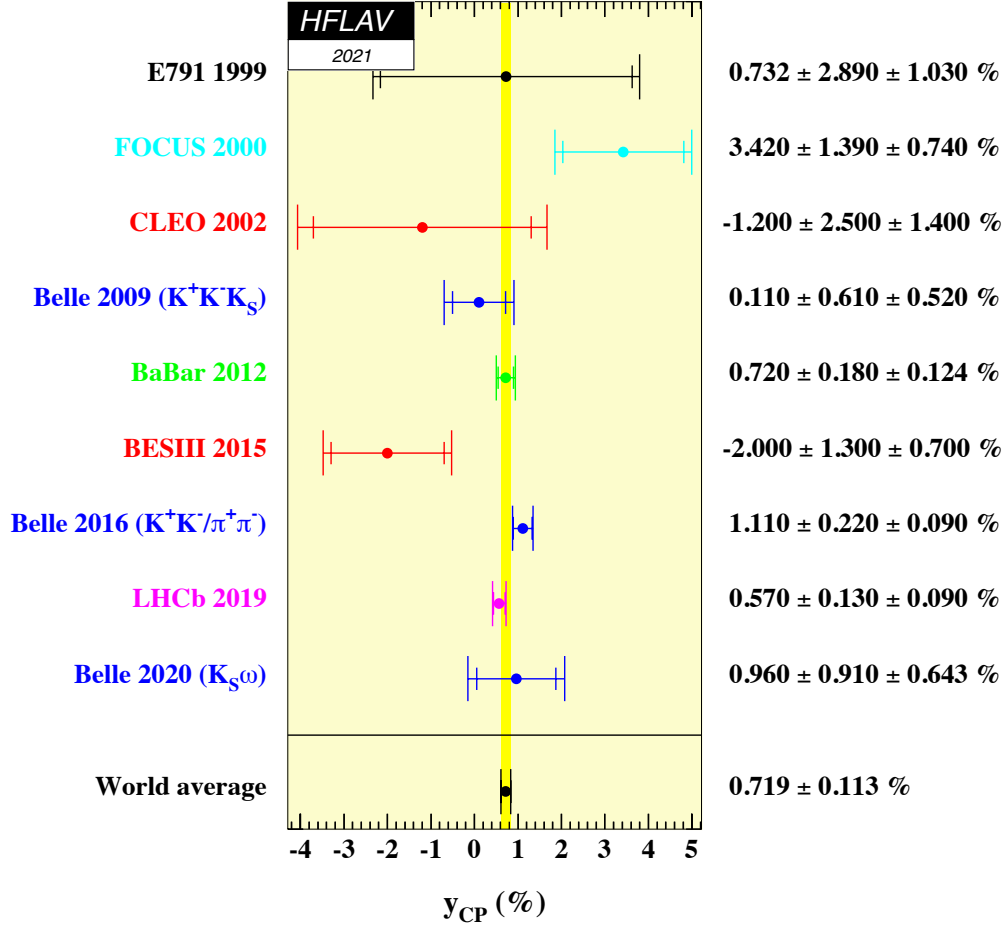


Figure 85: World average value of  $y_{CP}$  as calculated from  $D^0 \rightarrow K^+K^-$ ,  $\pi^+\pi^-$ ,  $K^+K^-K_S^0$ , and  $K_S^0\omega$  measurements [1219–1227]. The confidence level from the fit is 0.21.

the increase of the  $\chi^2$  above the minimum value. For the all- $CPV$ -allowed Fit 3, the  $\chi^2$  at the no-mixing point  $(x, y) = (0, 0)$  is 2099 units above the minimum value; this corresponds to a statistical significance greater than  $11.5\sigma$  (for two degrees of freedom). Thus, the no-mixing hypothesis is excluded at this high level. In the  $(|q/p|, \phi)$  plot (Fig. 88, bottom), the  $\chi^2$  at the no- $CPV$  point  $(|q/p|, \phi) = (1, 0)$  is 5.63 units above the minimum value; this corresponds to a statistical significance of  $1.6\sigma$ .

One-dimensional likelihood curves for individual parameters are obtained by finding the minimum  $\chi^2$  for fixed values of the parameter of interest. The resulting functions  $\Delta\chi^2 = \chi^2 - \chi_{\min}^2$ , where  $\chi_{\min}^2$  is the overall minimum value, are shown in Fig. 89. The points where  $\Delta\chi^2 = 3.84$  determine 95% C.L. intervals for the parameters. These intervals are listed in Table 269. The value of  $\Delta\chi^2$  at  $x=0$  is 68.3 (Fig. 89, upper left), and the value of  $\Delta\chi^2$  at  $y=0$  is 477 (Fig. 89, upper right). These correspond to statistical significances of  $8.2\sigma$  and  $>11.4\sigma$ , respectively. These large values demonstrate that neutral  $D$  mesons undergo both dispersive mixing ( $\Delta M \neq 0$ ) and absorptive mixing ( $\Delta\Gamma \neq 0$ ).

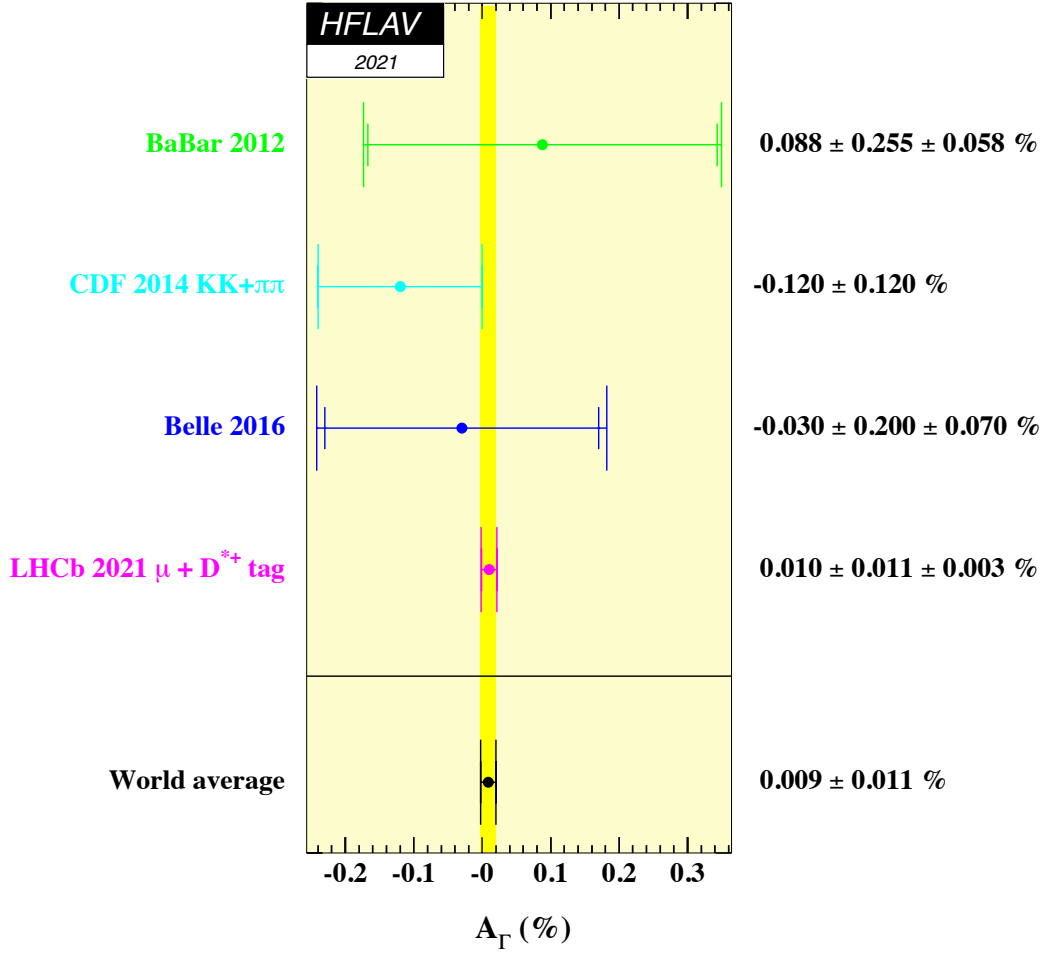


Figure 86: World average value of  $A_F$  calculated from  $D^0 \rightarrow K^+ K^-$ ,  $\pi^+ \pi^-$  measurements [1223, 1225, 1228, 1229]. The confidence level from the fit is 0.73.

#### 10.1.4 Conclusions

From the results listed in Table 269 and shown in Figs. 88 and 89, we conclude the following:

- The experimental data consistently indicate  $D^0$ - $\bar{D}^0$  mixing. The no-mixing point  $x=y=0$  is excluded at  $>11.5\sigma$ . The parameter  $x$  differs from zero with a significance of  $8.2\sigma$ , and  $y$  differs from zero with a significance  $>11.4\sigma$ . Mixing at the observed level is dominated by long-distance processes, which are difficult to calculate.
- Since  $y_{CP}$  is positive, the (mostly)  $CP$ -even state is shorter-lived, as in the  $K^0$ - $\bar{K}^0$  system. However, since  $x$  also appears to be positive, the (mostly)  $CP$ -even state is heavier, unlike in the  $K^0$ - $\bar{K}^0$  system.
- There is no evidence for indirect  $CPV$  arising from  $D^0$ - $\bar{D}^0$  mixing ( $|q/p| \neq 1$ ) or from a phase difference between the mixing amplitude and a direct decay amplitude ( $\phi \neq 0$ ).

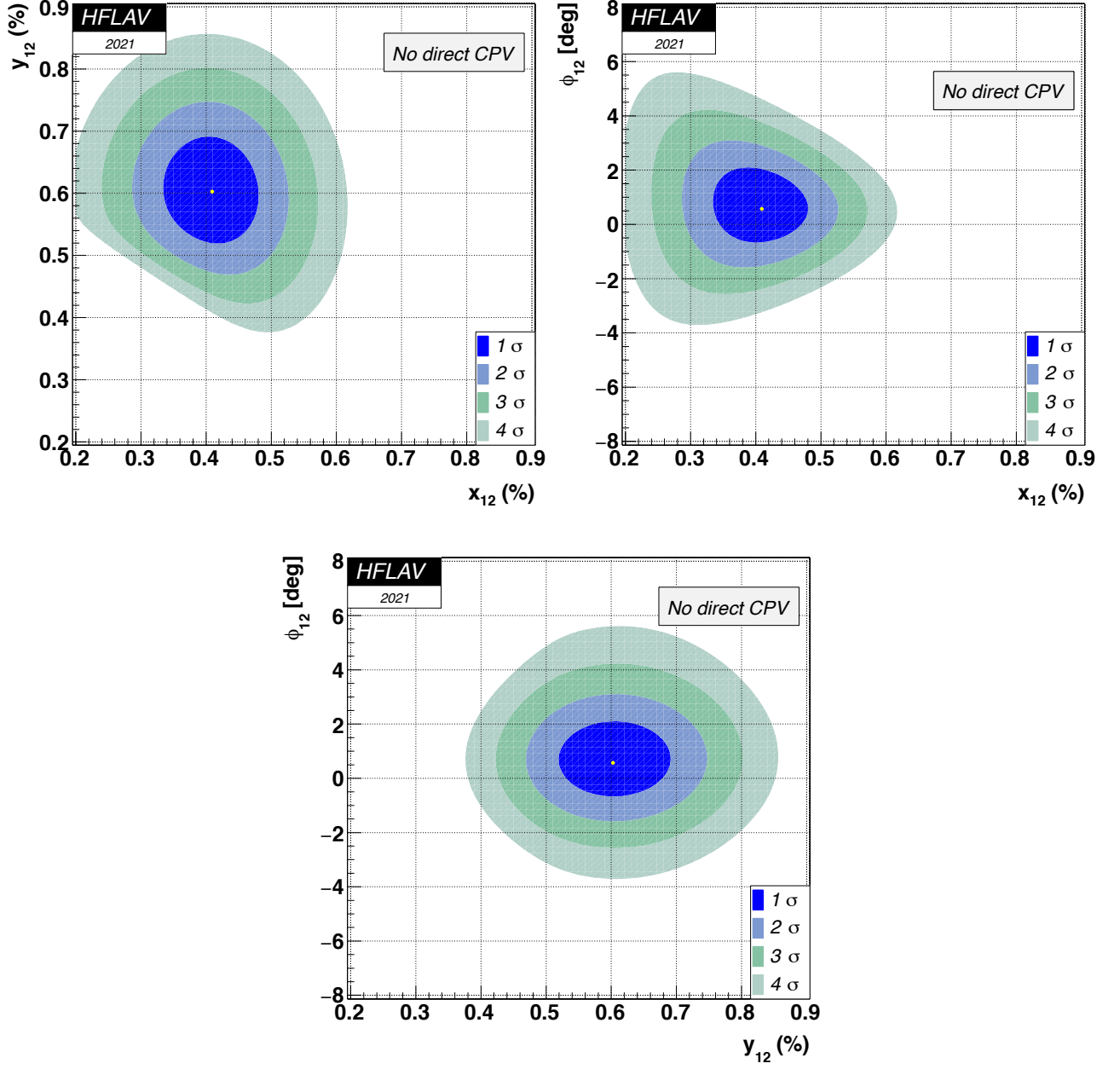


Figure 87: Two-dimensional contours for theoretical parameters  $(x_{12}, y_{12})$  (top left),  $(x_{12}, \phi_{12})$  (top right), and  $(y_{12}, \phi_{12})$  (bottom), under the assumption of no direct  $CPV$  in DCS decays (Fit 3).

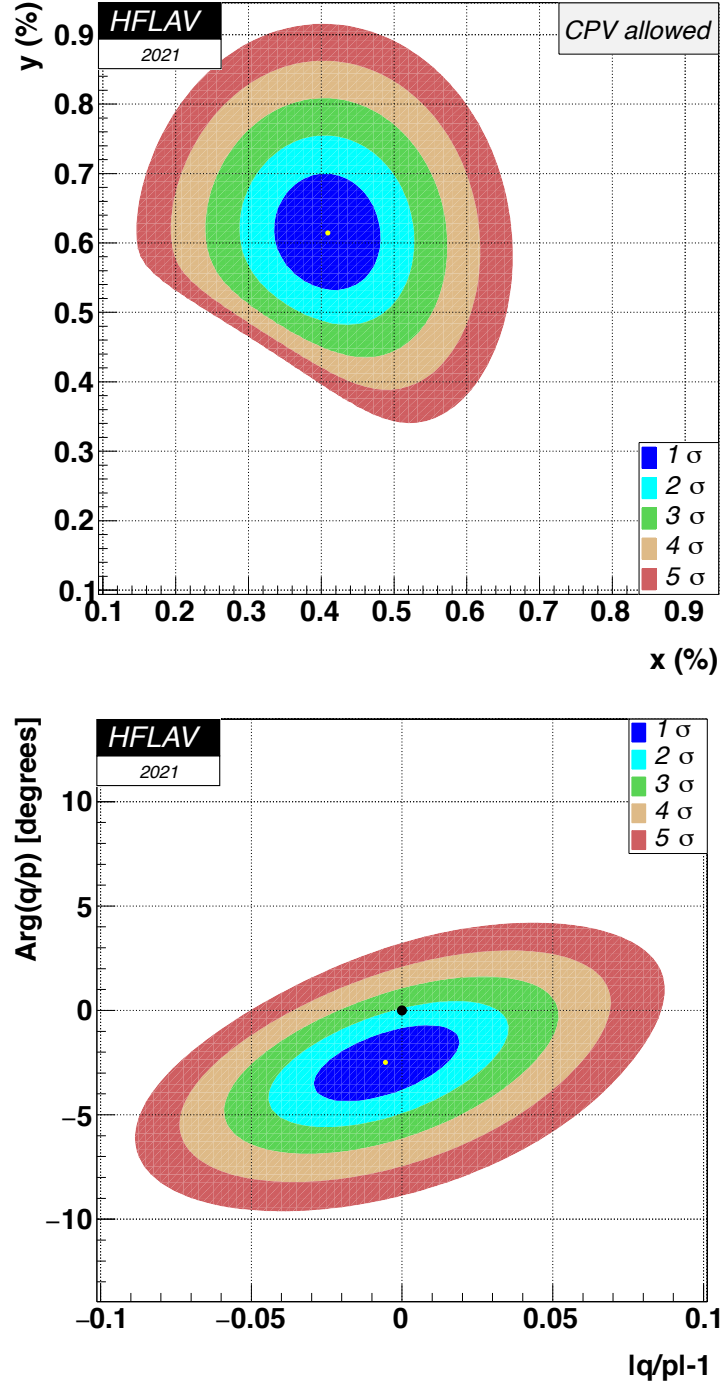


Figure 88: Two-dimensional contours for parameters  $(x, y)$  (upper) and  $(|q/p| - 1, \phi)$  (lower), allowing for  $CPV$  (fit 4).

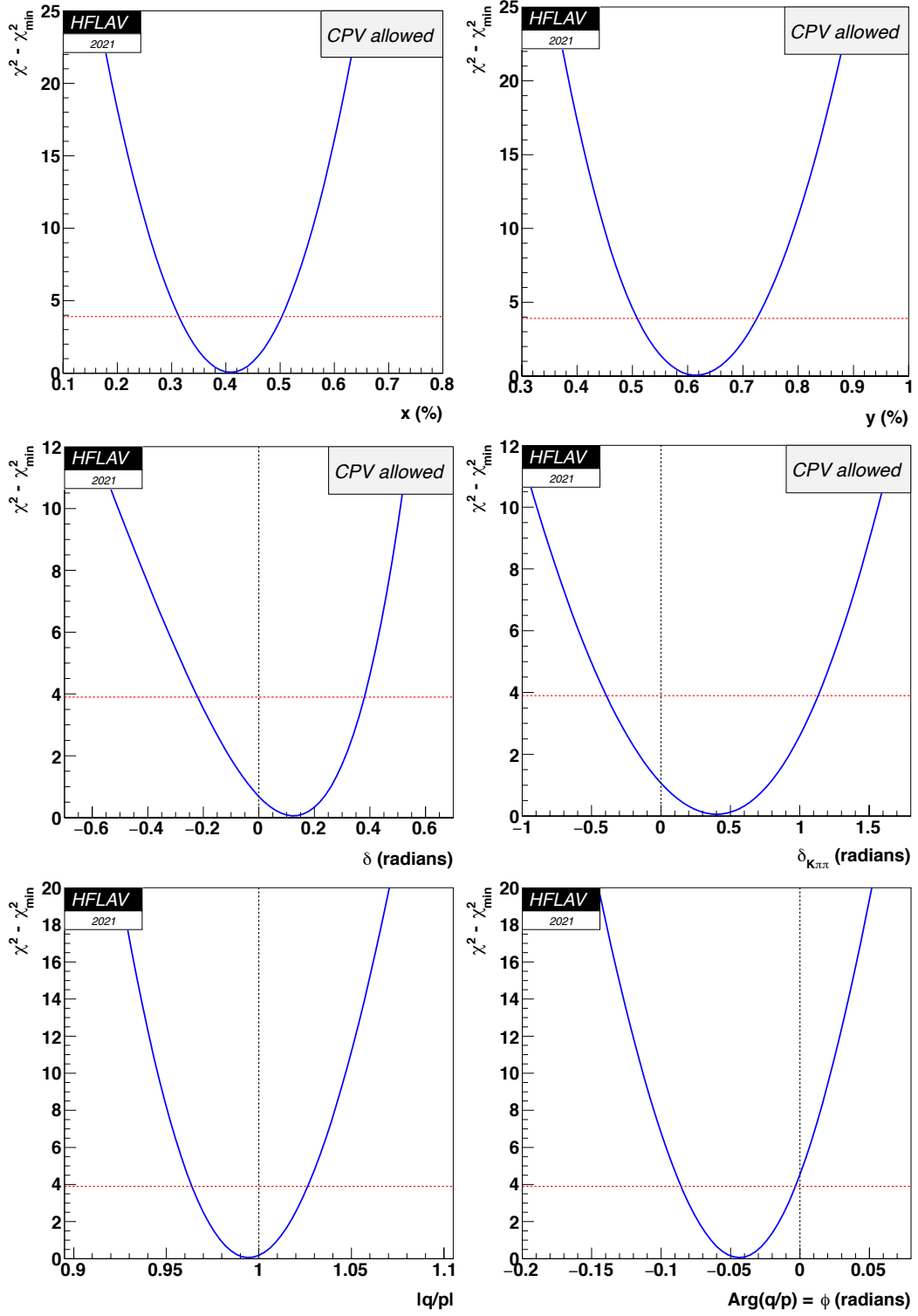


Figure 89: The function  $\Delta\chi^2 = \chi^2 - \chi_{\min}^2$  for fitted parameters  $x$ ,  $y$ ,  $\delta$ ,  $\delta_{K\pi\pi}$ ,  $|q/p|$ , and  $\phi$ . The points where  $\Delta\chi^2 = 3.84$  (denoted by dashed horizontal lines) determine 95% C.L. intervals.

Table 269: Results of the global fit for different assumptions regarding  $CPV$ . The  $\chi^2/\text{d.o.f.}$  for Fits #2 and #3 are considered satisfactory, although care should be taken when interpreting them in terms of probability due to unknown systematic uncertainties. The  $\chi^2/\text{d.o.f.}$  for Fit #1 (no  $CPV$ ) is large due to the LHCb measurement of  $A_{CP}(K^+K^-) - A_{CP}(\pi^+\pi^-)$  [1189], which heavily disfavors both  $A_K$  and  $A_\pi$  being zero.

Parameter	No $CPV$ (Fit #1)	No subleading ampl. in indirect $CPV$ (Fit #2)	$CPV$ -allowed (Fit #3)	$CPV$ -allowed 95% CL Interval
$x$ (%)	$0.44^{+0.13}_{-0.15}$	$0.409 \pm 0.048$	$0.409^{+0.048}_{-0.049}$	[0.313, 0.503]
$y$ (%)	$0.63 \pm 0.07$	$0.603^{+0.057}_{-0.056}$	$0.615^{+0.056}_{-0.055}$	[0.509, 0.725]
$\delta_{K\pi}$ ( $^\circ$ )	$8.9^{+8.9}_{-9.8}$	$5.5^{+8.3}_{-9.9}$	$7.2^{+7.9}_{-9.2}$	[-12.6, 21.8]
$R_D$ (%)	$0.344 \pm 0.002$	$0.343 \pm 0.002$	$0.343 \pm 0.002$	[0.340, 0.347]
$A_D$ (%)	—	—	$-0.70 \pm 0.36$	[-1.40, 0.00]
$ q/p $	—	$1.005 \pm 0.007$	$0.995 \pm 0.016$	[0.96, 1.03]
$\phi$ ( $^\circ$ )	—	$-0.18^{+0.28}_{-0.29}$	$-2.5 \pm 1.2$	[-4.91, -0.19]
$\delta_{K\pi\pi}$ ( $^\circ$ )	$21.8^{+23.5}_{-23.9}$	$22.3^{+21.9}_{-23.0}$	$23.0^{+21.8}_{-22.9}$	[-22.6, 64.9]
$A_\pi$ (%)	—	$0.027 \pm 0.137$	$0.045 \pm 0.137$	[-0.22, 0.31]
$A_K$ (%)	—	$-0.133 \pm 0.136$	$-0.113 \pm 0.137$	[-0.38, 0.15]
$x_{12}$ (%)	—	$0.409 \pm 0.048$	—	[0.314, 0.503]
$y_{12}$ (%)	—	$0.603^{+0.057}_{-0.056}$	—	[0.495, 0.715]
$\phi_{12}$ ( $^\circ$ )	—	$0.58^{+0.91}_{-0.90}$	—	[-1.20, 2.42]
$\chi^2/\text{d.o.f.}$	98.68/52 = 1.90	66.27/53 = 1.25	63.64/51 = 1.25	

The fitted values for these parameters differ from the no- $CPV$  case with a statistical significance of  $1.6\sigma$ , and more data is needed to indicate any indirect  $CPV$ . In contrast, small *direct*  $CPV$  (at the level of 0.15%) has been observed in time-integrated  $D^0 \rightarrow K^+K^-, \pi^+\pi^-$  decays by LHCb [1189].  $CP$  asymmetries are discussed in Sec. 10.2.



Table 270: Individual contributions to the  $\chi^2$  for the all- $CPV$ -allowed Fit 3.

Observable	degrees of freedom	$\chi^2$	$\sum \chi^2$
$y_{CP}$ World Average (Fig. 85)	1	0.87	0.87
$A_\Gamma$ World Average (Fig. 86)	1	0.24	1.12
$x_{K^0\pi^+\pi^-}$ Belle [1208]	1	0.59	1.70
$y_{K^0\pi^+\pi^-}$ Belle [1208]	1	3.61	5.32
$ q/p _{K^0\pi^+\pi^-}$ Belle [1208]	1	0.65	5.97
$\phi_{K^0\pi^+\pi^-}$ Belle [1208]	1	0.63	6.60
$x_{CP}(K^0\pi^+\pi^-)$ LHCb 3 fb $^{-1}$ [1211]	1	0.71	7.31
$y_{CP}(K^0\pi^+\pi^-)$ LHCb 3 fb $^{-1}$ [1211]	1	0.11	7.42
$\Delta x(K^0\pi^+\pi^-)$ LHCb 3 fb $^{-1}$ [1211]	1	0.11	7.53
$\Delta y(K^0\pi^+\pi^-)$ LHCb 3 fb $^{-1}$ [1211]	1	0.02	7.54
$x_{CP}(K^0\pi^+\pi^-)$ LHCb 5.4 fb $^{-1}$ [1190]	1	0.04	7.59
$y_{CP}(K^0\pi^+\pi^-)$ LHCb 5.4 fb $^{-1}$ [1190]	1	1.11	8.70
$\Delta x(K^0\pi^+\pi^-)$ LHCb 5.4 fb $^{-1}$ [1190]	1	0.01	8.71
$\Delta y(K^0\pi^+\pi^-)$ LHCb 5.4 fb $^{-1}$ [1190]	1	-0.03	8.69
$x_{K^0h^+h^-}$ BABAR [1209]	1	0.84	9.52
$y_{K^0h^+h^-}$ BABAR [1209]	1	0.02	9.54
$x_{\pi^0\pi^+\pi^-}$ BABAR [1212]	1	0.66	10.20
$y_{\pi^0\pi^+\pi^-}$ BABAR [1212]	1	0.16	10.36
$(x^2 + y^2)_{K^+\ell^-\nu}$ World Average (Fig. 84)	1	0.15	10.51
$x_{K^+\pi^-\pi^0}$ BABAR [1198]	1	7.24	17.75
$y_{K^+\pi^-\pi^0}$ BABAR [1198]	1	4.12	21.86
CLEOc [1197]			
$(x/y/R_D/\cos\delta/\sin\delta)$	5	10.32	32.19
$R_D^+/x'^{2+}/y'^+$ BABAR [1186]	3	8.45	40.63
$R_D^-/x'^{2-}/y'^-$ BABAR [1186]	3	4.17	44.80
$R_D^+/x'^{2+}/y'^+$ Belle [1204]	3	1.93	46.73
$R_D^-/x'^{2-}/y'^-$ Belle [1204]	3	2.36	49.09
$R_D/x'^2/y'$ CDF [1205]	3	1.00	50.09
$R_D^+/x'^{2+}/y'^+$ LHCb $D^*$ tag [1207]	3	1.40	51.49
$R_D^-/x'^{2-}/y'^-$ LHCb $D^*$ tag [1207]	3	0.13	51.62
$R_D^+/x'^{2+}/y'^+$ LHCb $B \rightarrow D^*\mu X$ tag [1206]	3	0.62	52.24
$R_D^-/x'^{2-}/y'^-$ LHCb $B \rightarrow D^*\mu X$ tag [1206]	3	1.78	54.02
$A_{KK}/A_{\pi\pi}$ BABAR [1215]	2	0.35	54.38
$A_{KK}/A_{\pi\pi}$ Belle [1216]	2	1.45	55.83
$A_{KK}/A_{\pi\pi}$ CDF [1217]	2	4.08	59.91
$A_{KK} - A_{\pi\pi}$ LHCb [1189] ( $D^*, B^0 \rightarrow D^0\mu X$ tags)	1	0.08	59.99
$(x^2 + y^2)_{K^+\pi^-\pi^+\pi^-}$ LHCb [491]	1	3.65	63.64

## 10.2 $CP$ asymmetries

One manifestation of  $CP$  violation is a difference in decay rates between that of a particle and that of its  $CP$ -conjugate anti-particle [1235]. Such phenomena can be classified into two broad categories: *direct*  $CP$  violation and *indirect*  $CP$  violation [1236].

Direct  $CP$  violation refers to charm-changing  $\Delta C = 1$  processes and can occur in both charged and neutral charm hadron decays. It results from interference between two different decay amplitudes, *e.g.*, a penguin amplitude and a tree amplitude, that have different weak and strong phases. The weak phase difference between the interfering amplitudes ( $\Delta\phi$ ) has opposite signs for  $D \rightarrow f$  and  $\bar{D} \rightarrow \bar{f}$  decays, while the strong phase difference ( $\Delta\delta$ ) has the same sign. As a result, squaring the total amplitudes to obtain the decay rates gives an interference term proportional to  $\cos(\Delta\phi + \Delta\delta)$  for  $D \rightarrow f$  decays, and proportional to  $\cos(-\Delta\phi + \Delta\delta)$  for  $\bar{D} \rightarrow \bar{f}$  decays. Thus, the decay rates differ. This difference is time-independent and can be measured in time-integrated measurements.

In the Standard Model (SM), the strong-phase difference can arise due to differences in the final-state interactions (FSI) [1237], isospin amplitudes, intermediate-resonance contributions, or partial waves of the interfering decay amplitudes. A difference in weak phases arises from different CKM vertex factors, as is often the case for tree and penguin diagrams. Within the SM, direct  $CP$  violation is expected only in singly Cabibbo-suppressed (SCS) charm decays, as only these decays receive a non-negligible contribution from the penguin amplitude. This type of  $CP$  violation depends on the decay mode, and the  $CP$  asymmetries can reach the percent level.

Indirect  $CP$  violation refers to  $\Delta C = 2$  processes and arises in  $D^0$  decays due to  $D^0$ - $\bar{D}^0$  mixing. It can occur as an asymmetry in the mixing itself, or result from interference between a decay amplitude following mixing and a non-mixed amplitude. Within the SM, charm indirect  $CP$  violation is expected to be universal, *i.e.*, independent of final state. Current experimental limits on indirect  $CP$  violation are discussed in Sec. 10.1.

The time-integrated  $CP$  asymmetry  $A_{CP}$  is defined as the difference between  $D$  and  $\bar{D}$  partial widths divided by their sum:

$$A_{CP} = \frac{\Gamma(D) - \Gamma(\bar{D})}{\Gamma(D) + \Gamma(\bar{D})}. \quad (234)$$

In the case of  $D^+$  and  $D_s^+$  decays,  $A_{CP}$  measures direct  $CP$  violation; in the case of  $D^0$  decays,  $A_{CP}$  measures direct and indirect  $CP$  violation combined (see also Sec. 10.4). Given experimental constraints on  $A_F$ , shown in Fig. 86, a contribution from indirect  $CP$  violation would be negligible compared to current  $A_{CP}$  sensitivities. Values of  $A_{CP}$  for  $D^+$ ,  $D^0$  and  $D_s^+$  decays are listed in Tables 271, 272, 273, 274 and 277 respectively. Modes with a single  $K_S$  meson in the final state can exhibit a  $CP$  asymmetry due to  $CP$  violation in  $K^0$ - $\bar{K}^0$  mixing [1238]; *i.e.*, the rate for  $\bar{K}^0 \rightarrow K_S$  differs slightly from that for  $K^0 \rightarrow K_S$ . This small effect is visible thus far only in  $D^+ \rightarrow K_S \pi^+$  decays (see Table 271). For modes with a  $K^0$  or  $\bar{K}^0$  in the final state, the table entries are already corrected for this effect. The asymmetry for the DCS decay  $D^0 \rightarrow K^+ \pi^-$  is not included in these tables, as it is a by-product of charm-mixing measurements and thus is discussed in Sec. 10.1 (where it is referred to as  $A_D$ ).

In each experiment, care must be taken to correct for production and detection asymmetries, as they can reach the percent level. To take into account differences in production rates between  $D$  and  $\bar{D}$ , which would affect the number of respective decays observed, some experiments

(such as E791 and FOCUS) normalize  $A_{CP}$  to that measured in a Cabibbo-favored mode. This method assumes there is negligible  $CP$  violation in the normalization mode. Explicitly, the  $CP$  asymmetry is calculated as

$$A_{CP} = \frac{\eta(D) - \eta(\bar{D})}{\eta(D) + \eta(\bar{D})}, \quad (235)$$

where (considering, for example,  $D^0 \rightarrow K^- K^+$ )

$$\eta(D) = \frac{N(D^0 \rightarrow K^- K^+)}{N(D^0 \rightarrow K^- \pi^+)}, \quad (236)$$

$$\eta(\bar{D}) = \frac{N(\bar{D}^0 \rightarrow K^- K^+)}{N(\bar{D}^0 \rightarrow K^+ \pi^-)}, \quad (237)$$

and  $N(D \rightarrow f)$  is the number of  $D \rightarrow f$  decays reconstructed. In this method there is the additional advantage that most corrections due to reconstruction inefficiencies cancel out, reducing systematic uncertainties.

Other experiments (such as Belle and LHCb) determine  $A_{CP}$  via the relation

$$A_{\text{meas}} = A_{CP} + A_{\text{prod}} + A_{\text{det}}, \quad (238)$$

where  $A_{\text{meas}}$  is the measured (raw) asymmetry,  $A_{\text{prod}}$  is the asymmetry in the charm hadron production, and  $A_{\text{det}}$  is due to a difference in detection efficiencies between positively and negatively charged hadrons. The production asymmetry at the LHC arises from a charge asymmetry of the colliding particles: in  $pp$  collisions more charm baryons are produced than anti-baryons, and, as a result, charm mesons are less abundantly produced than anti-charm mesons. Though not yet experimentally confirmed [1239] [1239], such a production asymmetry is expected to be dependent on the kinematics of the produced charm hadrons. The production asymmetry in  $e^+e^-$  collisions appears as a forward-backward (FB) asymmetry caused by an interference of the photon and off-shell  $Z^0$  contributions. The detection asymmetries typically arise from differences in hadron interactions with detector material. In particular, the interaction cross sections for  $K^+$  and  $K^-$  significantly differ, with the differences being dependent on the kaon momentum.

The  $B$ -factory strategy to separate the production and  $CP$  asymmetries relies on the former being odd, while the latter is even, with respect to the center-of-mass production polar angle ( $\theta^*$ ). The  $A_{\text{meas}}$  is measured in  $|\cos \theta^*|$  bins and subsequently averaged; this removes the  $A_{\text{prod}}$  contribution. At LHCb, the production asymmetry is removed by measuring  $A_{CP}$  for  $D^*$ -tagged  $D^0 \rightarrow K^- \pi^+$  decays; this also corrects for the soft  $\pi$  detection asymmetry. Subsequently,  $D^+ \rightarrow K^- \pi^+ \pi^+$  decays are used to correct for the detection asymmetry introduced by the  $K^- \pi^+$  system itself, and  $D^+ \rightarrow K_S \pi^+$  decays are then used to remove the asymmetries in  $D^+$  production and  $\pi^+$  detection. Finally, the asymmetry related to the neutral kaon, *i.e.*, from regeneration and different interactions of  $K^0$  and  $\bar{K}^0$  with the detector, as well as from  $CP$  violation occurring in the  $K^0$ - $\bar{K}^0$  mixing, is calculated. Put together, this gives

$$A_{CP}(K^+ K^-) = A_{\text{meas}}(K^+ K^-) - A_{\text{meas}}(K^- \pi^+) + A_{\text{meas}}(K^- \pi^+ \pi^+) - A_{\text{meas}}(K_S \pi^+) + A(\bar{K}^0 - K^0).$$

For some decays, typically the ones with lower statistics, one corrects for nuisance asymmetries by measuring  $A_{CP}$  relative to some well-measured reference channel, for instance

$$A_{CP}(D_s^+ \rightarrow \eta' \pi^+) = A_{\text{meas}}(D_s^+ \rightarrow \eta' \pi^+) - A_{\text{meas}}(D_s^+ \rightarrow \phi \pi^+) + A_{CP}(D_s^+ \rightarrow \phi \pi^+).$$

The uncertainty of the reference  $A_{CP}$  is treated as an external-input uncertainty.

There are also  $A_{CP}$  measurements performed recently for  $D_{(s)}^+$  decays by BESIII using data collected at the  $D_{(s)}\bar{D}_{(s)}$  threshold. Employing the double-tag technique, where both charm mesons produced are reconstructed, results in quite a limited statistical sensitivity. Therefore any impact of the production asymmetry, expected to be smaller than at the  $B$ -factories, would have a negligible impact and is not corrected for. Some of these BESIII measurements are for final states involving  $K_L$  [1240] [1241], which makes them unique. Measurements of  $A_{CP}$  differences, denoted  $\Delta A_{CP}$ , are often easier to interpret theoretically than individual  $A_{CP}$  measurements. The most important difference is that for  $D^0 \rightarrow K^+K^-$  and  $D^0 \rightarrow \pi^+\pi^-$  decays, which is discussed in Sec. 10.4. Notably, its measurement by LHCb,  $\Delta A_{CP} = (-15.4 \pm 2.9) \times 10^{-4}$ , constitutes the first observation of  $CP$  violation in the charm sector [1189]. The difference  $\Delta A_{CP}$  of  $CP$  asymmetries for the baryon decays  $\Lambda_c^+ \rightarrow pK^+K^-$  and  $\Lambda_c^+ \rightarrow p\pi^+\pi^-$  was recently measured by LHCb [1242]. We note that, in the limit of  $U$ -spin symmetry, direct  $CP$  violation in  $D^0 \rightarrow K^+K^-$  and  $D^0 \rightarrow \pi^+\pi^-$  decays is expected to have equal magnitude but opposite sign [1243]; thus the measurement of  $\Delta A_{CP}$  “doubles” the effect. However, no such  $U$ -spin argument exists for  $\Lambda_c^+ \rightarrow pK^+K^-$  and  $\Lambda_c^+ \rightarrow p\pi^+\pi^-$  decays.

Direct  $CP$  asymmetries require the presence of both weak and strong phase differences. The larger these phase differences are, the larger the  $CP$  asymmetry. Strong phase differences typically vary over the phase space of multi-body decays, which usually proceed via intermediate states; thus, local  $CP$  asymmetries, *i.e.*, those corresponding to a local region of phase space or those involving specific intermediate states, can offer better sensitivity to  $CP$  violation than a global asymmetry. Probing the multi-body phase space is often done in a model-dependent way by employing a Dalitz-plot analysis or, more generally, an amplitude analysis, separately for  $D$  and  $\bar{D}$  decays. A  $CP$  asymmetry is then determined for each contributing amplitude. The  $CP$ -violating observables are asymmetries in magnitudes and phases of  $CP$ -conjugate amplitudes, as well as asymmetries in the amplitude fit fractions.

For multi-body decays, some experiments use model-independent techniques to search for local  $CP$  asymmetries. One technique (see Refs. [1244, 1245]) uses a binned  $\chi^2$  approach to compare the relative density in a bin of phase space for  $D \rightarrow f$  with that of the  $CP$ -conjugate decay. Another technique (the “Energy Test technique” [1246]) uses a test statistic variable ( $T$ ) to determine the average distance between events in phase space. If the distribution of events in two  $CP$ -conjugate samples are identical (the  $CP$ -symmetric case),  $T$  will fluctuate around a value close to zero. This technique yields a  $p$ -value for the no- $CP$  violation hypothesis and identifies any  $CP$ -asymmetric phase space regions.

$CP$  asymmetries measured for charm-meson decays are listed in Tables 271, 272, 273, 274, 275, 277, and 278. The asymmetries for three- and four-body decays are reported for their observed final state, *i.e.*, resonant substructure is implicitly included but not considered separately. Most asymmetries measured for three- and four-body channels are still only global asymmetries. The reported model-independent tests, which attempt to probe the decay phase space, yield  $p$ -values typically at the level of a few percent or higher and thus are consistent with no  $CP$  violation. The lowest  $p$ -value of 0.6%, corresponding to a significance for  $CP$  violation of  $2.7\sigma$ , is obtained for the  $P$ -odd (parity-odd) test of  $D^0 \rightarrow \pi^+\pi^-\pi^+\pi^-$  decays [1247]. This implies that the effect, if not a statistical fluctuation, originates in a  $P$ -odd amplitude such as  $D^0 \rightarrow [\rho^0\rho^0]_{L=1}$ . For  $D^0 \rightarrow K^+K^-\pi^+\pi^-$  decays [1248], a model-dependent amplitude analysis was performed, and  $CP$  asymmetries were measured for 25 intermediate amplitudes. The uncertainties on these asymmetries ranged from 1% to 15% and were dominated by statistical

errors. No significant  $CP$  violation was observed, and the most significant asymmetry of  $2.8\sigma$  was observed for the phase of the  $P$ -odd amplitude  $D^0 \rightarrow [\phi(1020)\rho(1450)^0]_{L=1}$ .  $CP$  violation arising through  $P$  violation is discussed further in Sec. 10.3.

$CP$  asymmetries have also been measured for decays classified as rare: radiative modes  $D^0 \rightarrow V\gamma$ , with  $V = \bar{K}^{*0}$ ,  $\phi(1020)$ ,  $\rho^0$ , as well as di-muon decays  $D^0 \rightarrow \pi^+\pi^-\mu^+\mu^-$  and  $D^0 \rightarrow K^+K^-\mu^+\mu^-$  (see Table 275). For the di-muon modes, in addition to their global asymmetries listed in Table 274,  $CP$  asymmetries in bins of the di-muon invariant mass have been measured by LHCb for the ranges with significant signal yields. They are given in Table 276. Asymmetries for mass regions away from  $\mu^+\mu^-$  production via  $\eta$ ,  $\rho$ - $\omega$  or  $\phi$  decays still have very limited sensitivities, with uncertainties ranging from 12% to 26%. These non-resonance regions are particularly important for New Physics searches (see Sec. 11.6). Overall,  $CP$  asymmetries have been measured for more than 50 charm decay modes, and in several modes the uncertainty on  $A_{CP}$  is well below  $5 \times 10^{-3}$ . Only the modes  $D^0 \rightarrow K^+K^-$  and  $D^0 \rightarrow \pi^+\pi^-$  exhibit any  $CP$  violation. The  $CP$  asymmetry observed for the mode  $D^+ \rightarrow K_S \pi^+$  is consistent with that expected from  $K^0$ - $\bar{K}^0$  mixing [1238]; thus, it is not attributed to direct  $CP$  violation in charm but to the  $K^0$ - $\bar{K}^0$  mixing.

In the charm baryon sector, there is no evidence of  $CP$  violation. Until recently, there were only two measurements for  $\Lambda_c^+$ ; these were performed by CLEO [1249] and FOCUS [1250] and had limited sensitivity. The CLEO measurement used the semileptonic decay  $\Lambda_c^+ \rightarrow \Lambda e^+ \nu_e$ , while the FOCUS measurement used the CF decay  $\Lambda_c^+ \rightarrow \Lambda \pi^+$ . Both searched for  $CP$  violation through an angular analysis. Exploiting the  $\Lambda$  helicity angle,  $CP$  violation was probed by comparing the  $P$  (parity) asymmetry in decays of  $\Lambda_c^+$  and  $\Lambda_c^-$ . This was done by measuring the weak-asymmetry parameters  $\alpha_{\Lambda_c}$  and  $\alpha_{\bar{\Lambda}_c}$ , respectively. The  $\alpha_{\Lambda_c}$  ( $\alpha_{\bar{\Lambda}_c}$ ) parameter is defined as the difference between the rates of the  $\Lambda_c^+$  ( $\Lambda_c^-$ ) decays occurring through  $\Lambda$  ( $\bar{\Lambda}$ ) with helicity  $+\frac{1}{2}$  and  $-\frac{1}{2}$ ; it thus describes a longitudinal polarisation of the  $\Lambda$  ( $\bar{\Lambda}$ ) baryon.

The  $\alpha_{\Lambda_c}$  parameter is accessed through studying an angular distribution, which for  $\Lambda_c^+ \rightarrow \Lambda \pi^+$  decays followed by  $\Lambda \rightarrow p \pi^-$  is given by

$$\frac{d\Gamma}{d\cos\theta_p} \simeq 1 + \alpha_{\Lambda_c} \alpha_{\Lambda} \cos\theta_p, \quad (239)$$

where  $\theta_p$  is the  $\Lambda$  helicity angle, defined as the angle between the momentum vector of the proton in the  $\Lambda$  rest frame and the  $\Lambda$  momentum in the  $\Lambda_c^+$  rest frame. A weak-asymmetry parameter for  $\Lambda \rightarrow p \pi^-$  decays,  $\alpha_{\Lambda}$ , is defined similar to  $\alpha_{\Lambda_c}$  but considering the proton helicities of  $\pm\frac{1}{2}$ . The corresponding angular distribution for charge conjugate process,  $\Lambda_c^- \rightarrow \bar{\Lambda} \pi^-$  with  $\bar{\Lambda} \rightarrow \bar{p} \pi^+$ , involves  $\alpha_{\bar{\Lambda}_c}$  and  $\alpha_{\bar{\Lambda}}$ . The weak-asymmetry parameters for the  $\Lambda$  and  $\bar{\Lambda}$  decays are well measured [9] and used as external parameters. An angular distribution of the semileptonic decays  $\Lambda_c^+ \rightarrow \Lambda e^+ \nu_e$  is more complicated, owing to contribution from one more weakly-decaying system,  $W^+ \rightarrow e^+ \nu_e$  (see Sec. 11.1). Therefore, in addition to the  $\Lambda$  helicity angle, it also depends on the  $W^+$  helicity angle, an angle between the decay planes of the  $W^+$  and  $\Lambda$ , as well as  $q^2 \equiv m^2(e^+ \nu_e)$ , making the CLEO measurement a four-dimensional analysis [1249].

As  $\alpha_{\Lambda_c} = -\alpha_{\bar{\Lambda}_c}$  in the case of  $P$ -parity conservation, the  $CP$ -violating asymmetry is defined as

$$A_{CP}^{\alpha} = \frac{\alpha_{\Lambda_c} + \alpha_{\bar{\Lambda}_c}}{\alpha_{\Lambda_c} - \alpha_{\bar{\Lambda}_c}}. \quad (240)$$

The CLEO measurement [1249] gives

$$A_{CP}^\alpha(\Lambda_c^+ \rightarrow \Lambda e^+ \nu_e) = 0.00 \pm 0.03 \pm 0.01 \pm 0.02,$$

where the third error is related to the uncertainty of the  $\Lambda$  weak-asymmetry parameter. The asymmetry measured by FOCUS [1250] is

$$A_{CP}^\alpha(\Lambda_c^+ \rightarrow \Lambda \pi^+) = -0.07 \pm 0.19 \pm 0.12.$$

This method of accessing  $CP$  violation occurring through  $P$  violation has also been applied by Belle [1251] to the channel  $\Xi_c^0 \rightarrow \Xi^- \pi^+$ ,  $\Xi^- \rightarrow \Lambda \pi^-$ . Belle measures

$$A_{CP}^\alpha(\Xi_c^0 \rightarrow \Xi^- \pi^+) = 0.015 \pm 0.052 \pm 0.017.$$

The first high-statistics  $CPV$  measurement of charm baryons comes from LHCb in the form of  $\Delta A_{CP}$  for the  $\Lambda_c^+ \rightarrow p K^+ K^-$  and  $\Lambda_c^+ \rightarrow p \pi^+ \pi^-$  SCS decays [1242], where the result is

$$\Delta A_{CP}(\Lambda_c^+ \rightarrow p h^+ h^-) \equiv A_{CP}(p K^+ K^-) - A_{CP}(p \pi^+ \pi^-) = 0.003 \pm 0.009 \pm 0.006.$$

The measurement, performed in a phase-space-integrated manner, has limited sensitivity and does not facilitate an interpretation. However, the production asymmetry between  $\Lambda_c^+$  and  $\Lambda_c^-$  baryons cancels in this difference. Given the potentially rich dynamics of these decays in their five-dimensional phase space<sup>35</sup>,  $\Delta A_{CP}$  measured in phase-space regions or a model-dependent measurement of intermediate amplitude asymmetries would be very desirable.

For charm decays, one can construct various SU(3)-based sum rules which, in addition to testing SU(3) symmetry itself, are also useful for performing model-independent tests of the SM. Particularly useful are sum rules exploiting SU(3) subgroups such as  $U$ -spin or isospin (I), as they involve fewer decays and offer more precise tests. While  $U$ -spin symmetry in charm decays is broken by a non-negligible amount due to the s-quark mass, isospin symmetry holds at the  $(m_u - m_d)$  level and thus is very precise. Important for our considerations are isospin sum rules that relate individual  $CP$  asymmetries of the isospin-related processes. Verifying such rules allows for tests to be performed with reduced uncertainty from strong interaction effects.

Such a sum rule has been proposed for  $D \rightarrow \pi\pi$  decays in Ref. [1252]. Following the phase convention of [1252], the isospin decomposition of  $D \rightarrow \pi\pi$  amplitudes gives

$$\begin{aligned} A_{\pi^+\pi^-} &= \sqrt{2}\mathcal{A}_3 + \sqrt{2}\mathcal{A}_1, \\ A_{\pi^0\pi^0} &= 2\mathcal{A}_3 - \mathcal{A}_1, \\ A_{\pi^+\pi^0} &= 3\mathcal{A}_3, \end{aligned}$$

where  $\mathcal{A}_1$  and  $\mathcal{A}_3$  are amplitudes corresponding to the  $\Delta I = 1/2$  and  $\Delta I = 3/2$  transitions, respectively (*i.e.*, transitions to  $\pi\pi$  final states with  $I = 0$  and  $I = 2$ ). From this, one can get an amplitude isospin sum rule

$$\frac{1}{\sqrt{2}}A_{\pi^+\pi^-} + A_{\pi^0\pi^0} - A_{\pi^+\pi^0} = 0. \quad (241)$$

---

<sup>35</sup>For unpolarized  $\Lambda_c$ , the decay phase space reduces to a two-dimensional Dalitz distribution.

3916 Probing such a sum requires knowledge of strong phases, which are accessible only at charm-  
 3917 threshold experiments. However, without this knowledge the sum of differences of decay rates  
 3918 for  $D$  and  $\bar{D}$  decays can be measured:

$$|A_{\pi^+\pi^-}|^2 - |\bar{A}_{\pi^+\pi^-}|^2 + |A_{\pi^0\pi^0}|^2 - |\bar{A}_{\pi^0\pi^0}|^2 - \frac{2}{3}(|A_{\pi^+\pi^0}|^2 - |\bar{A}_{\pi^-\pi^0}|^2) = 3(|\mathcal{A}_1|^2 - |\bar{\mathcal{A}}_1|^2). \quad (242)$$

3919 This equation suggests several SM tests. As the penguin amplitude is, to excellent approxima-  
 3920 tion within the SM, purely  $\Delta I = 1/2$ , any  $CP$  asymmetry observed in  $D^+ \rightarrow \pi^+\pi^0$  would be a  
 3921 sign of New Physics in the  $\Delta I = 3/2$  amplitude. If the sum in Eq. (242), depending only on  
 3922  $\mathcal{A}_1$ , is found to be non-zero, this would mean that  $CP$  violation arises from the  $\Delta I = 1/2$  tran-  
 3923 sitions. Moreover, a scenario in which the sum in Eq. (242) is zero and individual asymmetries  
 3924 are non-zero would suggest New Physics contributing to the  $\Delta I = 3/2$  amplitude.

3925 To facilitate an experimental test, one can exploit also the sum of decay rates:

$$|A_{\pi^+\pi^-}|^2 + |\bar{A}_{\pi^+\pi^-}|^2 + |A_{\pi^0\pi^0}|^2 + |\bar{A}_{\pi^0\pi^0}|^2 - \frac{2}{3}(|A_{\pi^+\pi^0}|^2 + |\bar{A}_{\pi^-\pi^0}|^2) = 3(|\mathcal{A}_1|^2 + |\bar{\mathcal{A}}_1|^2). \quad (243)$$

3926 Dividing Eq. (242) by Eq. (243) gives

$$R \equiv \frac{|A_{\pi^+\pi^-}|^2 - |\bar{A}_{\pi^+\pi^-}|^2 + |A_{\pi^0\pi^0}|^2 - |\bar{A}_{\pi^0\pi^0}|^2 - \frac{2}{3}(|A_{\pi^+\pi^0}|^2 - |\bar{A}_{\pi^-\pi^0}|^2)}{|A_{\pi^+\pi^-}|^2 + |\bar{A}_{\pi^+\pi^-}|^2 + |A_{\pi^0\pi^0}|^2 + |\bar{A}_{\pi^0\pi^0}|^2 - \frac{2}{3}(|A_{\pi^+\pi^0}|^2 + |\bar{A}_{\pi^-\pi^0}|^2)}. \quad (244)$$

3927 Note that the last term of the denominator enters with the sign opposite compared to the one  
 3928 in the sum tested in Refs. [1253] and [1254]. An advantage of the ratio in Eq. 244 is that it  
 3929 corresponds to the  $CP$  asymmetry in the  $\Delta I = 1/2$  process and has no dependence on the  
 3930  $\Delta I = 3/2$  amplitude, which facilitates an interpretation.

3931 Relating the amplitude, the branching fraction, the lifetime, and the asymmetry with  $|A|^2 \propto$   
 3932  $\mathcal{B}/\tau_D$  and  $|A|^2 - |\bar{A}|^2 = A_{CP}(|A|^2 + |\bar{A}|^2)$ , we rewrite Eq. (244) as

$$R = \frac{A_{CP}(D^0 \rightarrow \pi^+\pi^-)}{1 + \frac{\tau_{D^0}}{\mathcal{B}_{+-}}(\frac{\mathcal{B}_{00}}{\tau_{D^0}} - \frac{2}{3}\frac{\mathcal{B}_{+0}}{\tau_{D^+}})} + \frac{A_{CP}(D^0 \rightarrow \pi^0\pi^0)}{1 + \frac{\tau_{D^0}}{\mathcal{B}_{00}}(\frac{\mathcal{B}_{+-}}{\tau_{D^0}} - \frac{2}{3}\frac{\mathcal{B}_{+0}}{\tau_{D^+}})} + \frac{A_{CP}(D^+ \rightarrow \pi^+\pi^0)}{1 - \frac{3}{2}\frac{\tau_{D^+}}{\mathcal{B}_{+0}}(\frac{\mathcal{B}_{00}}{\tau_{D^0}} + \frac{\mathcal{B}_{+-}}{\tau_{D^0}})}, \quad (245)$$

3933 where  $\mathcal{B}_{+-}$ ,  $\mathcal{B}_{00}$ , and  $\mathcal{B}_{+0}$  denote the branching fractions for  $D^0 \rightarrow \pi^+\pi^-$ ,  $D^0 \rightarrow \pi^0\pi^0$ , and  
 3934  $D^+ \rightarrow \pi^+\pi^0$ , respectively. The sum  $R$  is calculated using our averages for  $CP$  asymmetries  
 3935 (Tables 271 and 273) and PDG averages [9] for branching fractions and lifetimes. The result is

$$R = (+0.09 \pm 3.22) \times 10^{-3}, \quad (246)$$

3937 which is consistent with zero. In addition, all the individual asymmetries contributing to  $R$   
 3938 are consistent with zero. The uncertainty on  $R$  is dominated by the uncertainties on individual  
 3939 asymmetries.

3940 The sum rule for  $D \rightarrow \bar{K}K$  decays involves full SU(3) considerations and thus is imprecise.

3941 Ref. [1252] proposes a set of isospin sum rules for  $D \rightarrow \rho\pi$  or  $D \rightarrow \bar{K}^{(*)}K^{(*)}\pi$ , but to test these  
 3942 sum rules requires a number of experimental measurements that have not yet been performed.

Table 271:  $CP$  asymmetries  $A_{CP} = [\Gamma(D^+) - \Gamma(D^-)]/[\Gamma(D^+) + \Gamma(D^-)]$  for two-body  $D^\pm$  decays. For each entry, the first uncertainty is statistical, and the second is systematic. The third uncertainty in the  $A_{CP}(D^+ \rightarrow \pi^+\eta')$  measurement from LHCb is due to  $A_{CP}(D^+ \rightarrow \pi^+K_S)$  used for calibration.

Mode	Year	Collaboration	$A_{CP}$
$D^+ \rightarrow \mu^+\nu$	2008	CLEO [1255]	$+0.08 \pm 0.08$
$D^+ \rightarrow \pi^+\pi^0$	2021	LHCb [1254]	$-0.013 \pm 0.009 \pm 0.006$
	2018	Belle [1253]	$+0.0231 \pm 0.0124 \pm 0.0023$
	2010	CLEO [1256]	$+0.029 \pm 0.029 \pm 0.003$
		HFLAV average	$+0.004 \pm 0.008$
$D^+ \rightarrow \pi^+\eta$	2021	LHCb [1254]	$-0.002 \pm 0.008 \pm 0.004$
	2011	Belle [1257]	$+0.0174 \pm 0.0113 \pm 0.0019$
	2010	CLEO [1256]	$-0.020 \pm 0.023 \pm 0.003$
		HFLAV average	$+0.003 \pm 0.007$
$D^+ \rightarrow \pi^+\eta'$	2017	LHCb [1258]	$-0.0061 \pm 0.0072 \pm 0.0053 \pm 0.0012$
	2011	Belle [1257]	$-0.0012 \pm 0.0112 \pm 0.0017$
	2010	CLEO [1256]	$-0.040 \pm 0.034 \pm 0.003$
		HFLAV average	$-0.006 \pm 0.007$
$D^+ \rightarrow K^+\pi^0$	2021	LHCb [1254]	$-0.032 \pm 0.047 \pm 0.021$
	2010	CLEO [1256]	$-0.035 \pm 0.107 \pm 0.009$
		HFLAV average	$-0.033 \pm 0.046$
$D^+ \rightarrow K^+\eta$	2021	LHCb [1254]	$-0.06 \pm 0.10 \pm 0.04$
$D^+ \rightarrow K_S\pi^+$	2014	CLEO [1259]	$-0.011 \pm 0.006 \pm 0.002$
	2012	Belle [1260]	$-0.00363 \pm 0.00094 \pm 0.00067$
	2011	BABAR [1261]	$-0.0044 \pm 0.0013 \pm 0.0010$
	2002	FOCUS [1262]	$-0.016 \pm 0.015 \pm 0.009$
		HFLAV average	$-0.0041 \pm 0.0009$
$D^+ \rightarrow K_SK^+$	2018	BESIII [1240]	$-0.018 \pm 0.027 \pm 0.016$
	2013	BABAR [1263]	$+0.0013 \pm 0.0036 \pm 0.0025$
	2013	Belle [1264]	$-0.0025 \pm 0.0028 \pm 0.0014$
	2010	CLEO [1256]	$-0.002 \pm 0.015 \pm 0.009$
	2002	FOCUS [1262]	$+0.071 \pm 0.061 \pm 0.012$
		HFLAV average	$-0.0011 \pm 0.0025$
$D^+ \rightarrow K_LK^+$	2018	BESIII [1240]	$-0.042 \pm 0.032 \pm 0.012$
$D^+ \rightarrow (\bar{K}^0/K^0)K^+$	2019	LHCb [1265]	$-0.00004 \pm 0.00061 \pm 0.00045$
	2013	BABAR [1263]	$+0.0046 \pm 0.0036 \pm 0.0025$
	2013	Belle [1264]	$-0.0008 \pm 0.0028 \pm 0.0014$
		HFLAV average	$+0.0001 \pm 0.0007$



Table 272:  $CP$  asymmetries  $A_{CP} = [\Gamma(D^+) - \Gamma(D^-)]/[\Gamma(D^+) + \Gamma(D^-)]$  for three- and four-body  $D^\pm$  decays. For each entry, the first uncertainty is statistical, and the second (if quoted) is systematic.

Mode	Year	Collaboration	$A_{CP}$
$D^+ \rightarrow K_L e^+ \nu_e$	2015	BESIII [1266]	$-0.0059 \pm 0.0060 \pm 0.0148$
$D^+ \rightarrow \pi^+ \pi^- \pi^+$	2014 1997	LHCb [1267] E791 [1268]	Model independent technique, no evidence for $CPV$ $-0.017 \pm 0.042$ (stat.)
$D^+ \rightarrow K^- \pi^+ \pi^+$	2014 2014	D0 [1269] CLEO [1259] HFLAV average	$-0.0016 \pm 0.0015 \pm 0.0009$ $-0.003 \pm 0.002 \pm 0.004$ $-0.0018 \pm 0.0016$
$D^+ \rightarrow K_S \pi^+ \pi^0$	2014	CLEO [1259]	$-0.001 \pm 0.007 \pm 0.002$
$D^+ \rightarrow K_S \pi^+ \eta$	2020	BESIII [1270]	$-0.009 \pm 0.029 \pm 0.010$
$D^+ \rightarrow K_S K^+ \pi^0$	2018	BESIII [1240]	$+0.014 \pm 0.037 \pm 0.024$
$D^+ \rightarrow K_L K^+ \pi^0$	2018	BESIII [1240]	$-0.006 \pm 0.041 \pm 0.017$
$D^+ \rightarrow \phi[\rightarrow K^+ K^-] \pi^+$	2019	LHCb [1265]	$+0.00003 \pm 0.00040 \pm 0.00029$
$D^+ \rightarrow K^+ K^- \pi^+$	2014 2013 2008 2000 1997	CLEO [1259] BABAR [1271] CLEO [1272] FOCUS [1273] E791 [1268] HFLAV average	$-0.001 \pm 0.009 \pm 0.004$ $+0.0037 \pm 0.0030 \pm 0.0015$ Dalitz plot analysis, no evidence for $CPV$ $+0.006 \pm 0.011 \pm 0.005$ $-0.014 \pm 0.029$ (stat.) $+0.0032 \pm 0.0031$
$D^+ \rightarrow K^- \pi^+ \pi^+ \pi^0$	2014	CLEO [1259]	$-0.003 \pm 0.006 \pm 0.004$
$D^+ \rightarrow K_S \pi^+ \pi^+ \pi^-$	2014	CLEO [1259]	$+0.000 \pm 0.012 \pm 0.003$
$D^+ \rightarrow K_S K^+ \pi^+ \pi^-$	2005	FOCUS [1274]	$-0.042 \pm 0.064 \pm 0.022$
$D^+ \rightarrow \pi^+ \pi^+ \pi^- \eta$	2020	BESIII [1270]	$0.025 \pm 0.050 \pm 0.016$
$D^+ \rightarrow K^+ \pi^+ \pi^- \pi^0$	2020	BESIII [1275]	$-0.0004 \pm 0.0006 \pm 0.0001$

Table 273:  $CP$  asymmetries  $A_{CP} = [\Gamma(D^0) - \Gamma(\bar{D}^0)]/[\Gamma(D^0) + \Gamma(\bar{D}^0)]$  for two-body  $D^0, \bar{D}^0$  decays. In each entry, the first uncertainty is statistical, and the second (if quoted) is systematic, unless explicitly stated that they have been combined. The third uncertainty in the Belle and LHCb  $A_{CP}(D^0 \rightarrow K_S K_S)$  measurements is due to  $A_{CP}$  of the normalization channels  $D^0 \rightarrow K_S \pi^0$  (Belle) and  $D^0 \rightarrow K^+ K^-$  (LHCb).

Mode	Year	Collaboration	$A_{CP}$
$D^0 \rightarrow \pi^+ \pi^-$	2017	LHCb [1276]	$+0.0007 \pm 0.0014 \pm 0.0011$
	2012	CDF [1277]	$+0.0022 \pm 0.0024 \pm 0.0011$
	2008	BABAR [1215]	$-0.0024 \pm 0.0052 \pm 0.0022$
	2012	Belle [1216]	$+0.0043 \pm 0.0052 \pm 0.0012$
	2002	CLEO [1221]	$+0.019 \pm 0.032 \pm 0.008$
	2000	FOCUS [1273]	$+0.048 \pm 0.039 \pm 0.025$
	1998	E791 [1278]	$-0.049 \pm 0.078 \pm 0.030$
		HFLAV average	$+0.0012 \pm 0.0014$
$D^0 \rightarrow \pi^0 \pi^0$	2014	Belle [1279]	$-0.0003 \pm 0.0064 \pm 0.0010$
	2001	CLEO [1280]	$+0.001 \pm 0.048$ (stat. and syst. combined)
		HFLAV average	$-0.0003 \pm 0.0064$
$D^0 \rightarrow K_S \pi^0$	2014	Belle [1279]	$-0.0021 \pm 0.0016 \pm 0.0007$
	2001	CLEO [1280]	$+0.001 \pm 0.013$ (stat. and syst. combined)
		HFLAV average	$-0.0020 \pm 0.0017$
$D^0 \rightarrow K_S \eta$	2011	Belle [1281]	$+0.0054 \pm 0.0051 \pm 0.0016$
$D^0 \rightarrow K_S \eta'$	2011	Belle [1281]	$+0.0098 \pm 0.0067 \pm 0.0014$
$D^0 \rightarrow K_S K_S$	2021	LHCb [1282]	$-0.031 \pm 0.012 \pm 0.004 \pm 0.002$
	2017	Belle [1283]	$-0.0002 \pm 0.0153 \pm 0.0002 \pm 0.0017$
	2001	CLEO [1280]	$-0.23 \pm 0.19$ (stat. and syst. combined)
		HFLAV average	$-0.019 \pm 0.010$
$D^0 \rightarrow K^- \pi^+$	2014	CLEO [1259]	$+0.003 \pm 0.003 \pm 0.006$
$D^0 \rightarrow K^+ K^-$	2017	LHCb [1276]	$+0.0004 \pm 0.0012 \pm 0.0010$
	2012	CDF [1277]	$-0.0024 \pm 0.0022 \pm 0.0009$
	2008	BABAR [1215]	$+0.0000 \pm 0.0034 \pm 0.0013$
	2012	Belle [1216]	$-0.0043 \pm 0.0030 \pm 0.0011$
	2002	CLEO [1221]	$+0.000 \pm 0.022 \pm 0.008$
	2000	FOCUS [1273]	$-0.001 \pm 0.022 \pm 0.015$
	1998	E791 [1278]	$-0.010 \pm 0.049 \pm 0.012$
		HFLAV average	$-0.0009 \pm 0.0011$

Table 274:  $CP$  asymmetries  $A_{CP} = [\Gamma(D^0) - \Gamma(\bar{D}^0)]/[\Gamma(D^0) + \Gamma(\bar{D}^0)]$  for three- and four-body  $D^0, \bar{D}^0$  decays. In each entry, the first uncertainty is statistical, and the second (if quoted) is systematic, unless explicitly stated that they have been combined. The Belle study of  $D^0 \rightarrow K^+ K^- \pi^+ \pi^-$  [1284] employs a  $T$ -odd method for  $P$ -even variables, which corresponds to measuring a global  $A_{CP}$ .

Mode	Year	Collaboration	$A_{CP}$
$D^0 \rightarrow \pi^+ \pi^- \pi^0$	2015	LHCb [1285]	Model-independent method, no evidence for $CPV$
	2008	BaBar [1244]	$+0.0031 \pm 0.0041 \pm 0.0017$
	2008	Belle [1286]	$+0.0043 \pm 0.0130$ (stat. and syst. combined)
	2005	CLEO [1287]	$+0.01^{+0.09}_{-0.07} \pm 0.05$
		HFLAV average	$+0.0032 \pm 0.0042$
$D^0 \rightarrow K^- \pi^+ \pi^0$	2014	CLEO [1259]	$+0.001 \pm 0.003 \pm 0.004$
$D^0 \rightarrow K^- \pi^+ \eta$	2020	BESIII [1270]	$-0.019 \pm 0.013 \pm 0.010$
$D^0 \rightarrow K^+ \pi^- \pi^0$	2005	Belle [1288]	$-0.006 \pm 0.053$ (stat.)
	2001	CLEO [1289]	$+0.09^{+0.25}_{-0.22}$ (stat.)
		HFLAV average	$-0.0014 \pm 0.0517$
$D^0 \rightarrow K_S \pi^+ \pi^-$	2012	CDF [1290]	$-0.0005 \pm 0.0057 \pm 0.0054$
	2004	CLEO [1291]	$-0.009 \pm 0.021^{+0.016}_{-0.057}$
		HFLAV average	$-0.0008 \pm 0.0077$
$D^0 \rightarrow K_S \pi^0 \eta$	2020	BESIII [1270]	$-0.039 \pm 0.032 \pm 0.008$
$D^0 \rightarrow K_S K^- \pi^+$	2016	LHCb [490]	Amplitude analysis, no evidence for $CPV$
$D^0 \rightarrow K_S K^+ \pi^-$	2016	LHCb [490]	Amplitude analysis, no evidence for $CPV$
$D^0 \rightarrow K^+ K^- \pi^0$	2008	BaBar [1244]	$-0.0100 \pm 0.0167 \pm 0.0025$
$D^0 \rightarrow \pi^+ \pi^- \pi^+ \pi^-$	2013	LHCb [1247]	Model-independent method, no evidence for $CPV$
$D^0 \rightarrow \pi^+ \pi^- \pi^0 \eta$	2020	BESIII [1270]	$-0.055 \pm 0.052 \pm 0.024$
$D^0 \rightarrow K^- \pi^+ \pi^+ \pi^-$	2014	CLEO [1259]	$+0.002 \pm 0.003 \pm 0.004$
$D^0 \rightarrow K^- \pi^+ \pi^0 \eta$	2020	BESIII [1270]	$-0.079 \pm 0.048 \pm 0.025$
$D^0 \rightarrow K^+ \pi^- \pi^+ \pi^-$	2005	Belle [1288]	$-0.018 \pm 0.044$ (stat.)
$D^0 \rightarrow K^+ K^- \pi^+ \pi^-$	2018	Belle [1284]	$+0.0034 \pm 0.0036 \pm 0.0006$
	2018	LHCb [1248]	Amplitude analysis, no evidence for $CPV$
	2013	LHCb [1247]	Model-independent method, no evidence for $CPV$
	2012	CLEO [1292]	Amplitude analysis, no evidence for $CPV$
	2005	FOCUS [1274]	$-0.082 \pm 0.056 \pm 0.047$
		HFLAV average	$+0.0032 \pm 0.0036$

Table 275:  $CP$  asymmetries  $A_{CP} = [\Gamma(D^0) - \Gamma(\bar{D}^0)]/[\Gamma(D^0) + \Gamma(\bar{D}^0)]$  for rare  $D^0, \bar{D}^0$  decays. In each entry, the first uncertainty is statistical, and the second is systematic.

Mode	Year	Collaboration	$A_{CP}$
$D^0 \rightarrow \bar{K}^{*0}[\rightarrow K^- \pi^+] \gamma$	2016	Belle [1293]	$-0.003 \pm 0.020 \pm 0.000$
$D^0 \rightarrow \phi[\rightarrow K^+ K^-] \gamma$	2016	Belle [1293]	$-0.094 \pm 0.066 \pm 0.001$
$D^0 \rightarrow \rho^0[\rightarrow \pi^+ \pi^-] \gamma$	2016	Belle [1293]	$+0.056 \pm 0.152 \pm 0.006$
$D^0 \rightarrow K^+ K^- \mu^+ \mu^-$	2018	LHCb [1294]	$+0.00 \pm 0.11 \pm 0.02$
$D^0 \rightarrow \pi^+ \pi^- \mu^+ \mu^-$	2018	LHCb [1294]	$+0.049 \pm 0.038 \pm 0.007$

Table 276:  $CP$  asymmetries of  $D^0, \bar{D}^0 \rightarrow h^+ h^- \mu^+ \mu^-$  decays in different dimuon invariant mass ranges, measured by LHCb. In each entry, the first uncertainty is statistical, and the second is systematic. Measurements are not performed for mass intervals with insignificant signal yields.

Mode	$m(\mu^+ \mu^-)$ [MeV/ $c^2$ ]	$A_{CP}$
$D^0 \rightarrow K^+ K^- \mu^+ \mu^-$ [1294]	$< 525$	$+0.17 \pm 0.20 \pm 0.02$
	$525 \div 565$	—
	$565 \div 780$	$-0.129 \pm 0.071 \pm 0.007$
	$780 \div 950$	$+0.17 \pm 0.10 \pm 0.01$
	$950 \div 1020$	$+0.075 \pm 0.065 \pm 0.007$
	$1020 \div 1100$	$+0.099 \pm 0.055 \pm 0.007$
$D^0 \rightarrow \pi^+ \pi^- \mu^+ \mu^-$ [1294]	$< 525$	$-0.33 \pm 0.26 \pm 0.04$
	$525 \div 565$	—
	$> 565$	$+0.13 \pm 0.02 \pm 0.01$

Table 277:  $CP$  asymmetries  $A_{CP} = [\Gamma(D_s^+) - \Gamma(D_s^-)]/[\Gamma(D_s^+) + \Gamma(D_s^-)]$  for two-body  $D_s^\pm$  decays. In each entry, the first uncertainty is statistical and the second is systematic. The third uncertainty in  $A_{CP}(D_s^+ \rightarrow \pi^+\eta')$  from LHCb is due to  $A_{CP}(D^+ \rightarrow \pi^+\phi)$  used for calibration.

Mode	Year	Collaboration	$A_{CP}$
$D_s^+ \rightarrow \mu^+\nu$	2009	CLEO [1295]	$+0.048 \pm 0.061$
$D_s^+ \rightarrow \pi^+\eta$	2021	Belle [1296]	$+0.002 \pm 0.003 \pm 0.003$
	2021	LHCb [1254]	$+0.008 \pm 0.007 \pm 0.005$
	2013	CLEO [1297]	$+0.011 \pm 0.030 \pm 0.008$
		HFLAV average	$+0.003 \pm 0.004$
$D_s^+ \rightarrow \pi^+\eta'$	2017	LHCb [1258]	$-0.0082 \pm 0.0036 \pm 0.0022 \pm 0.002$
	2013	CLEO [1297]	$-0.022 \pm 0.022 \pm 0.006$
		HFLAV average	$-0.0088 \pm 0.0049$
$D_s^+ \rightarrow K_S\pi^+$	2013	BABAR [1263]	$+0.006 \pm 0.020 \pm 0.003$
	2010	Belle [1298]	$+0.0545 \pm 0.0250 \pm 0.0033$
	2010	CLEO [1256]	$+0.163 \pm 0.073 \pm 0.003$
		HFLAV average	$+0.0311 \pm 0.0154$
$D_s^+ \rightarrow (\bar{K}^0/K^0)\pi^+$	2019	LHCb [1265]	$+0.0016 \pm 0.0017 \pm 0.0005$
	2013	BABAR [1263]	$+0.003 \pm 0.020 \pm 0.003$
		HFLAV average	$+0.0016 \pm 0.0018$
$D_s^+ \rightarrow K_SK^+$	2019	BESIII [1241]	$+0.006 \pm 0.028 \pm 0.006$
	2013	CLEO [1297]	$+0.026 \pm 0.015 \pm 0.006$
	2013	BABAR [1263]	$-0.0005 \pm 0.0023 \pm 0.0024$
	2010	Belle [1298]	$+0.0012 \pm 0.0036 \pm 0.0022$
		HFLAV average	$+0.0008 \pm 0.0026$
$D_s^+ \rightarrow K_LK^+$	2019	BESIII [1241]	$-0.011 \pm 0.026 \pm 0.006$
$D_s^+ \rightarrow K^+\pi^0$	2021	LHCb [1254]	$-0.008 \pm 0.039 \pm 0.012$
	2021	Belle [1296]	$+0.064 \pm 0.044 \pm 0.011$
	2010	CLEO [1256]	$+0.266 \pm 0.228 \pm 0.009$
		HFLAV average	$+0.020 \pm 0.030$
$D_s^+ \rightarrow K^+\eta$	2021	Belle [1296]	$+0.021 \pm 0.021 \pm 0.004$
	2021	LHCb [1254]	$+0.009 \pm 0.037 \pm 0.011$
	2010	CLEO [1256]	$+0.093 \pm 0.152 \pm 0.009$
		HFLAV average	$+0.019 \pm 0.019$
$D_s^+ \rightarrow K^+\eta'$	2010	CLEO [1256]	$+0.060 \pm 0.189 \pm 0.009$

Table 278:  $CP$  asymmetries  $A_{CP} = [\Gamma(D_s^+) - \Gamma(D_s^-)]/[\Gamma(D_s^+) + \Gamma(D_s^-)]$  for multi-body  $D_s^\pm$  decays. In each entry, the first uncertainty is statistical, and the second is systematic.

$D_s^+ \rightarrow \pi^+ \pi^+ \pi^-$	2013	CLEO [1297]	$-0.007 \pm 0.030 \pm 0.006$
$D_s^+ \rightarrow \pi^+ \pi^0 \eta$	2013	CLEO [1297]	$-0.005 \pm 0.039 \pm 0.020$
$D_s^+ \rightarrow \pi^+ \pi^0 \eta'$	2013	CLEO [1297]	$-0.004 \pm 0.074 \pm 0.019$
$D_s^+ \rightarrow K_S K^+ \pi^0$	2013	CLEO [1297]	$-0.016 \pm 0.060 \pm 0.011$
$D_s^+ \rightarrow K_S K_S \pi^+$	2013	CLEO [1297]	$+0.031 \pm 0.052 \pm 0.006$
$D_s^+ \rightarrow K^+ \pi^+ \pi^-$	2013	CLEO [1297]	$+0.045 \pm 0.048 \pm 0.006$
$D_s^+ \rightarrow K^+ K^- \pi^+$	2013	CLEO [1297]	$-0.005 \pm 0.008 \pm 0.004$
$D_s^+ \rightarrow K_S K^- \pi^+ \pi^+$	2013	CLEO [1297]	$+0.041 \pm 0.027 \pm 0.009$
$D_s^+ \rightarrow K_S K^+ \pi^+ \pi^-$	2013	CLEO [1297]	$-0.057 \pm 0.053 \pm 0.009$
$D_s^+ \rightarrow K^+ K^- \pi^+ \pi^0$	2013	CLEO [1297]	$+0.000 \pm 0.027 \pm 0.012$

### 3943 10.3 $T$ -odd asymmetries

Measuring  $T$ -odd asymmetries provides a complementary way to search for  $CP$  violation in the charm sector, exploiting  $CPT$  invariance.  $T$ -odd asymmetries are measured using triple-products of the form  $\vec{a} \cdot (\vec{b} \times \vec{c})$ , where  $a$ ,  $b$ , and  $c$  are spins or momenta. This combination is odd under time reversal ( $T$ ). If a triple product is formed using *both* spin and momenta, *i.e.*,

$$\vec{s}_1 \cdot (\vec{p}_2 \times \vec{p}_3),$$

it can be even under  $P$ -conjugation. However, if only momenta are used, *i.e.*,

$$\vec{p}_1 \cdot (\vec{p}_2 \times \vec{p}_3),$$

3944 it is odd under  $P$ -conjugation. Thus, in this case the  $T$ -odd method becomes  $P$ -odd and allows  
 3945 one to probe  $CP$  violation occurring via  $P$  violation. This type of  $CPV$ , arising in  $P$ -odd  
 3946 amplitudes, can be studied in decays of mesons into final states with at least four spinless  
 3947 particles. Two- and three-body hadronic decays of charm mesons to spinless particles involve  
 3948 only  $P$ -even amplitudes<sup>36</sup>, for which  $CP$  violation can arise only through  $C$ -violation.

3949 Taking as an example the decay mode  $D^0 \rightarrow K^+ K^- \pi^+ \pi^-$ , involving spinless particles only,  
 3950 one forms a triple-product correlation using momenta of the final-state particles in the  $D^0$   
 3951 center-of-mass frame.<sup>37</sup> Defining the  $T$ -odd (and  $P$ -odd) correlation for  $D^0$

$$C_T \equiv \vec{p}_{K^+} \cdot (\vec{p}_{\pi^+} \times \vec{p}_{\pi^-}), \quad (247)$$

3952 and the corresponding quantity for  $\bar{D}^0$

$$\bar{C}_T \equiv \vec{p}_{K^-} \cdot (\vec{p}_{\pi^-} \times \vec{p}_{\pi^+}), \quad (248)$$

3953 one can construct the asymmetry for the  $D^0$  decays as

$$A_T = \frac{\Gamma(C_T > 0) - \Gamma(C_T < 0)}{\Gamma(C_T > 0) + \Gamma(C_T < 0)}, \quad (249)$$

3954 and for their  $CP$ -conjugate decays as

$$\bar{A}_T = \frac{\Gamma(-\bar{C}_T > 0) - \Gamma(-\bar{C}_T < 0)}{\Gamma(-\bar{C}_T > 0) + \Gamma(-\bar{C}_T < 0)}. \quad (250)$$

3955 In these expressions,  $\Gamma$  represents a partial width, and the following applies:

$$P(C_T) = -C_T, \quad C(\bar{C}_T) = \bar{C}_T, \quad CP(A_T) = \bar{A}_T. \quad (251)$$

3956 The asymmetries  $A_T$  and  $\bar{A}_T$  depend on angular distributions of the daughter particles and  
 3957 may be nonzero due to final-state interactions or  $P$  violation in weak decays. Given Eq. (251),  
 3958 one can construct the  $CP$ -violating, *i.e.*  $CP$ -odd (and  $P$ -odd,  $T$ -odd) asymmetry

$$\mathcal{A}_T \equiv \frac{A_T - \bar{A}_T}{2}; \quad (252)$$

---

<sup>36</sup> $P$ -even amplitudes are accessed with  $P$ -even variables, like invariant masses or helicity angles.

<sup>37</sup>For momentum-only triple products, at least four-daughter final states are required to give a nonzero correlation, as only three out of four momenta are independent. For three-body decays, the daughters are in a plane and the triple product is zero.

where a nonzero value indicates  $CP$  violation (see Refs. [1299–1304]). This asymmetry is referred to in the literature by several names:  $A_{T\text{viol}}$ ,  $a_{CP}^P$ , and  $a_{CP}^{T\text{-odd}}$ .

Values of  $\mathcal{A}_T$  for  $D^+$ ,  $D_s^+$ , and  $D^0$  decay modes are listed in Table 279. Despite relatively high precision ( $< 1\%$ ), there is no evidence for  $CP$  violation. In order to increase sensitivity to  $CP$  violation (see Sec. 10.2), some of the measurements in Table 279 are also performed locally in phase-space regions. Decay phase space is divided according to two- or three-body invariant mass (for  $D^0 \rightarrow K_S \pi^+ \pi^- \pi^0$  decays in Ref. [1305]), helicity angles of the two-body systems ( $D^0 \rightarrow K^+ K^- \pi^+ \pi^-$  in Ref. [1284]) or using both mass and angular observables ( $D^0 \rightarrow K^+ K^- \pi^+ \pi^-$  in Ref. [1306]). None of the local  $\mathcal{A}_T$  asymmetries is found to be significant.

Table 279: Measurements of the  $T$ -odd  $CP$  asymmetry  $\mathcal{A}_T = (A_T - \bar{A}_T)/2$ .

Mode	Year	Collaboration	$\mathcal{A}_T$
$D^0 \rightarrow K^+ K^- \pi^+ \pi^-$	2018	Belle [1284]	$+0.0052 \pm 0.0037 \pm 0.0007$
	2014	LHCb [1306]	$+0.0018 \pm 0.0029 \pm 0.0004$
	2010	BABAR [1307]	$+0.0010 \pm 0.0051 \pm 0.0044$
	2005	FOCUS [1274]	$+0.010 \pm 0.057 \pm 0.037$
		HFLAV average	$+0.0035 \pm 0.0021$
$D^0 \rightarrow K_S \pi^+ \pi^- \pi^0$	2017	Belle [1305]	$-0.00028 \pm 0.00138^{+0.00023}_{-0.00076}$
$D^+ \rightarrow K_S K^+ \pi^+ \pi^-$	2011	BABAR [1308]	$-0.0120 \pm 0.0100 \pm 0.0046$
	2005	FOCUS [1274]	$+0.023 \pm 0.062 \pm 0.022$
		HFLAV average	$-0.0110 \pm 0.0109$
$D_s^+ \rightarrow K_S K^+ \pi^+ \pi^-$	2011	BABAR [1308]	$-0.0136 \pm 0.0077 \pm 0.0034$
	2005	FOCUS [1274]	$-0.036 \pm 0.067 \pm 0.023$
		HFLAV average	$-0.0139 \pm 0.0084$

All  $P$ -even contributions contributing to  $\mathcal{A}_T$  cancel out in the difference. Thus,  $\mathcal{A}_T$  is only sensitive to  $P$ -odd amplitudes or to interference between  $P$ -odd and  $P$ -even ones. The cancellation typically applies also to detection asymmetries and, at the hadron-collider experiments, the production asymmetry, making this is a significant advantage of the  $T$ -odd method.

Another way to probe  $P$ -odd amplitudes is through amplitude analysis using  $P$ -odd variables. One example is  $\sin \Phi$ , where  $\Phi$  is the angle in the  $D^0$  frame between the  $K^+ K^-$  decay plane and the  $\pi^+ \pi^-$  decay plane for the decay  $D^0 \rightarrow K^+ K^- \pi^+ \pi^-$  [1248]. It can be shown that  $\sin \Phi$  is proportional to the triple product. However,  $P$ -odd amplitudes in four-body decays of charm mesons, for instance  $D \rightarrow [VV]_{L=1}$ , *i.e.* final states involving two vector mesons in a  $P$ -wave state, are typically quite suppressed ( $< 10\%$ ) [1248, 1309]. This makes searches for  $CP$  violation in these amplitudes challenging. As discussed in Sec. 10.2, no significant  $CP$  violation was observed for any of the amplitudes contributing into the  $D^0 \rightarrow K^+ K^- \pi^+ \pi^-$  decays studied by LHCb [1248]. The most significant asymmetry of  $2.8\sigma$  was observed for the phase of the  $P$ -odd amplitude  $D^0 \rightarrow [\phi(1020)\rho(1450)^0]_{L=1}$ . In another method, the model-independent technique used to search for  $CP$  asymmetries in  $D^0 \rightarrow \pi^+ \pi^- \pi^+ \pi^-$  decays (see Sec. 10.2) has been carried out separately for  $P$ -odd and  $P$ -even contributions, separated out using a triple



3984 product [1247]. The  $p$ -value of 0.6%, corresponding to a significance for  $CP$  violation of  $2.7\sigma$ ,  
 3985 is obtained for the  $P$ -odd test of  $D^0 \rightarrow \pi^+\pi^-\pi^+\pi^-$  decays.  
 3986       Decays of charm baryons also offer access to  $P$ -odd amplitudes, *e.g.*,  $\Lambda_c^+$  decays with a  
 3987 weakly-decaying baryon in the final state, such as  $\Lambda_c^+ \rightarrow \Lambda \pi^+$ . Moreover, for polarized charm  
 3988 baryons, *e.g.*,  $\Lambda_c$  produced weakly in  $\Lambda_b$  decays, one can build a triple product using the  $\Lambda_c$   
 3989 spin. Recently, the topic of symmetries has been revisited (see Refs. [1310, 1311]), with the  
 3990 suggestion to exploit additional asymmetries constructed from triple products in multi-body  
 3991 decays.

## 10.4 Interplay between direct and indirect $CP$ violation

In decays of  $D^0$  mesons,  $CP$  asymmetry measurements have contributions from both direct and indirect  $CP$  violation, as discussed in Sec. 10.1. The contribution from indirect  $CP$  violation depends on the decay-time distribution of the data sample [1231]. This section describes a combination of measurements that allows the determination of the individual contributions of the two types of  $CP$  violation. At the same time, the level of agreement for a no- $CP$ -violation hypothesis is tested. The first observable is

$$A_{\Gamma} \equiv \frac{\tau(\overline{D}^0 \rightarrow h^+ h^-) - \tau(D^0 \rightarrow h^+ h^-)}{\tau(\overline{D}^0 \rightarrow h^+ h^-) + \tau(D^0 \rightarrow h^+ h^-)}, \quad (253)$$

where  $h^+ h^-$  can be  $K^+ K^-$  or  $\pi^+ \pi^-$  and  $\tau(D^0 \rightarrow h^+ h^-)$  indicates the effective  $D^0$  lifetime as measured in the decay to  $h^+ h^-$ . The second observable is

$$\Delta A_{CP} \equiv A_{CP}(K^+ K^-) - A_{CP}(\pi^+ \pi^-), \quad (254)$$

where  $A_{CP}$  are time-integrated  $CP$  asymmetries. The underlying theoretical parameters are

$$\begin{aligned} a_{CP}^{\text{dir}} &\equiv \frac{|\mathcal{A}_{D^0 \rightarrow f}|^2 - |\mathcal{A}_{\overline{D}^0 \rightarrow f}|^2}{|\mathcal{A}_{D^0 \rightarrow f}|^2 + |\mathcal{A}_{\overline{D}^0 \rightarrow f}|^2}, \\ a_{CP}^{\text{ind}} &\equiv \frac{1}{2} \left[ \left( \left| \frac{q}{p} \right| + \left| \frac{p}{q} \right| \right) x \sin \phi - \left( \left| \frac{q}{p} \right| - \left| \frac{p}{q} \right| \right) y \cos \phi \right], \end{aligned} \quad (255)$$

where  $\mathcal{A}_{D \rightarrow f}$  is the amplitude for  $D \rightarrow f$  [1312]. We use the relations [1313]

$$A_{\Gamma} = -a_{CP}^{\text{ind}} - a_{CP}^{\text{dir}} y_{CP}, \quad (256)$$

$$\begin{aligned} \Delta A_{CP} &= \Delta a_{CP}^{\text{dir}} \left( 1 + y_{CP} \frac{\overline{\langle t \rangle}}{\tau} \right) + a_{CP}^{\text{ind}} \frac{\Delta \langle t \rangle}{\tau} + \overline{a_{CP}^{\text{dir}}} y_{CP} \frac{\Delta \langle t \rangle}{\tau}, \\ &\approx \Delta a_{CP}^{\text{dir}} \left( 1 + y_{CP} \frac{\overline{\langle t \rangle}}{\tau} \right) + a_{CP}^{\text{ind}} \frac{\Delta \langle t \rangle}{\tau} \end{aligned} \quad (257)$$

between the observables and the underlying parameters. Equation (256) constrains mostly indirect  $CP$  violation, and the direct  $CP$  violation contribution can differ for different final states. In Eq. (257),  $\langle t \rangle / \tau$  denotes the mean decay time in units of the  $D^0$  lifetime;  $\Delta X$  denotes the difference in quantity  $X$  between  $K^+ K^-$  and  $\pi^+ \pi^-$  final states; and  $\overline{X}$  denotes the average for quantity  $X$ . We neglect the last term in this relation, as all three factors are  $\mathcal{O}(10^{-2})$  or smaller, and thus this term is negligible with respect to the other two terms. Note that  $\Delta \langle t \rangle / \tau \ll \langle t \rangle / \tau$ , and it is expected that  $|a_{CP}^{\text{dir}}| < |\Delta a_{CP}^{\text{dir}}|$  because  $a_{CP}^{\text{dir}}(K^+ K^-)$  and  $a_{CP}^{\text{dir}}(\pi^+ \pi^-)$  are expected to have opposite signs in the Standard Model [1312].

We perform a  $\chi^2$  fit to extract  $\Delta a_{CP}^{\text{dir}}$  and  $a_{CP}^{\text{ind}}$  using the HFLAV average value  $y_{CP} = (0.719 \pm 0.113)\%$  (see Sec. 10.1) and the measurements listed in Table 280. For the *BABAR* measurements of  $A_{CP}(K^+ K^-)$  and  $A_{CP}(\pi^+ \pi^-)$ , we calculate  $\Delta A_{CP}$  adding all uncertainties in quadrature. This may overestimate the systematic uncertainty for the difference, as it neglects correlated uncertainties. However, the result is conservative, and the effect is small, as all measurements are statistically limited. For all measurements, statistical and systematic

Table 280: Inputs to the fit for direct and indirect  $CP$  violation. The first uncertainty listed is statistical and the second is systematic. The uncertainties on  $\Delta\langle t\rangle/\tau$  and  $\langle t\rangle/\tau$  are  $\leq 0.01$  and are not quoted here.

Year	Experiment	Results	$\Delta\langle t\rangle/\tau$	$\langle t\rangle/\tau$	Reference
2012	<i>BABAR</i>	$A_\Gamma = (+0.09 \pm 0.26 \pm 0.06)\%$	-	-	[1223]
2021	LHCb	$\Delta Y(KK) = (-0.003 \pm 0.013 \pm 0.003)\%$	-	-	[1229]
		$\Delta Y(\pi\pi) = (-0.036 \pm 0.024 \pm 0.004)\%$	-	-	
2014	CDF	$A_\Gamma = (-0.12 \pm 0.12)\%$	-	-	[1228]
2015	Belle	$A_\Gamma = (-0.03 \pm 0.20 \pm 0.07)\%$	-	-	[1225]
2008	<i>BABAR</i>	$A_{CP}(KK) = (+0.00 \pm 0.34 \pm 0.13)\%$			
		$A_{CP}(\pi\pi) = (-0.24 \pm 0.52 \pm 0.22)\%$	0.00	1.00	[1215]
2012	CDF	$\Delta A_{CP} = (-0.62 \pm 0.21 \pm 0.10)\%$	0.25	2.58	[1218]
2014	LHCb SL	$\Delta A_{CP} = (+0.14 \pm 0.16 \pm 0.08)\%$	0.01	1.07	[1314]
2016	LHCb prompt	$\Delta A_{CP} = (-0.10 \pm 0.08 \pm 0.03)\%$	0.12	2.10	[1315]
2019	LHCb SL2	$\Delta A_{CP} = (-0.09 \pm 0.08 \pm 0.05)\%$	0.00	1.21	[1189]
2019	LHCb prompt2	$\Delta A_{CP} = (-0.18 \pm 0.03 \pm 0.09)\%$	0.13	1.74	[1189]

uncertainties are added in quadrature when calculating the  $\chi^2$ . In this fit,  $A_\Gamma(KK)$  and  $A_\Gamma(\pi\pi)$  are assumed to be identical but are plotted separately in Fig. 90 to visualise their level of agreement. This approximation, which holds in the SM, is supported by all measurements to date. A significant relative shift of  $\Delta A_{CP}$  due to final-state-dependent  $A_\Gamma$  values and different mean decay times, corresponding to a contribution from the last term in Eq. 257, is excluded by these measurements. The latest LHCb measurement measures  $\Delta Y$ , which is approximately equal to  $-A_\Gamma$  with the relative difference being  $y_{CP}$ .

The fit results are shown in Fig. 90. From the fit, the change in  $\chi^2$  from the minimum value for the no- $CPV$  point (0,0) is 33.0, which corresponds to a C.L. of  $6.9 \times 10^{-8}$  for two degrees of freedom or 5.4 standard deviations. The central values and  $\pm 1\sigma$  uncertainties for the individual parameters are

$$\begin{aligned}
a_{CP}^{\text{ind}} &= (-0.010 \pm 0.012)\% \\
\Delta a_{CP}^{\text{dir}} &= (-0.161 \pm 0.028)\%.
\end{aligned} \tag{258}$$

Relative to the average reported in our previous report [1], the level of rejection of the hypothesis of  $CP$  symmetry remains approximately unchanged, and the uncertainty on indirect  $CP$  violation has more than halved. The average clearly points at  $CP$  violation in the decays to two charged hadrons.

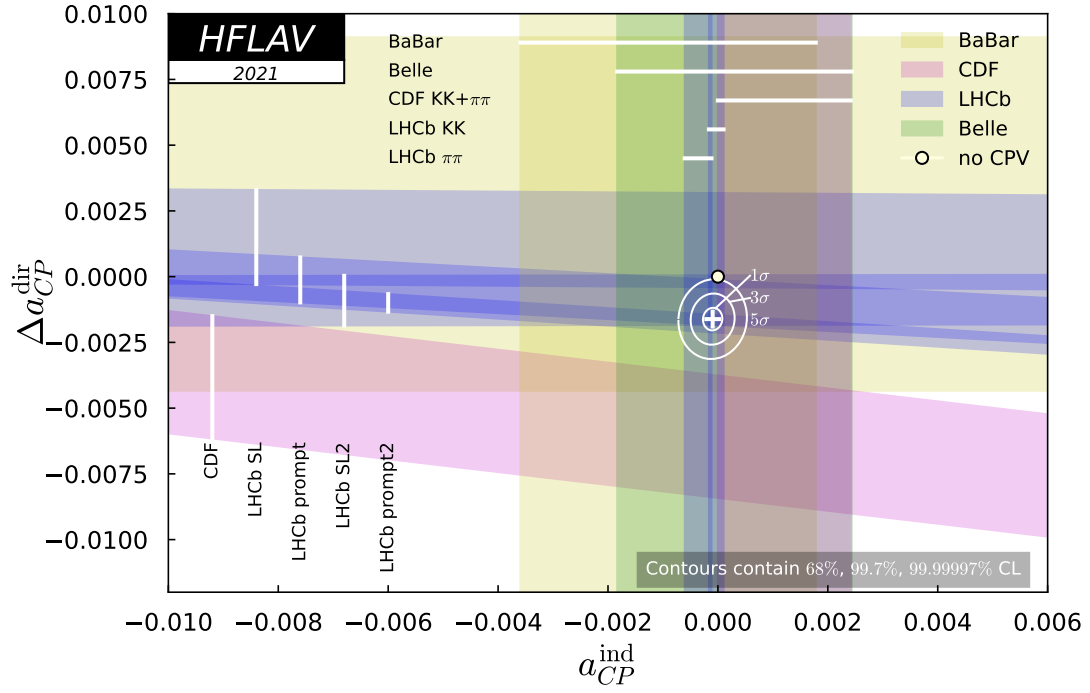


Figure 90: Plot of all data and the fit result. Individual measurements are plotted as bands showing their  $\pm 1\sigma$  range. The no- $CPV$  point (0,0) is shown as a filled circle, and the best fit value is indicated by a cross showing the one-dimensional uncertainties. Two-dimensional 68% C.L., 99.7% C.L., and 99.9997% C.L. regions are plotted as ellipses.

## 11 Charm decays

### 11.1 Semileptonic decays

#### 11.1.1 Introduction

Semileptonic decays of  $D$  mesons involve the interaction of a leptonic current with a hadronic current. The latter is nonperturbative and cannot be calculated from first principles; thus it is usually parameterized in terms of form factors. The transition matrix element is written

$$\mathcal{M} = -i \frac{G_F}{\sqrt{2}} V_{cq} L^\mu H_\mu, \quad (259)$$

where  $G_F$  is the Fermi constant and  $V_{cq}$  is a CKM matrix element. The leptonic current  $L^\mu$  is evaluated directly from the lepton spinors and has a simple structure; this allows one to extract information about the form factors (in  $H_\mu$ ) from data on semileptonic decays [1316]. Conversely, because there are no strong final-state interactions between the leptonic and hadronic systems, semileptonic decays for which the form factors can be calculated allow one to determine  $|V_{cq}|$  [3].

#### 11.1.2 $D \rightarrow P \ell \nu_\ell$ decays

When the final state hadron is a pseudoscalar, the hadronic current is given by [1317]

$$H_\mu = \langle P(p) | \bar{q} \gamma_\mu c | D(p') \rangle = f_+(q^2) \left[ (p' + p)_\mu - \frac{m_D^2 - m_P^2}{q^2} q_\mu \right] + f_0(q^2) \frac{m_D^2 - m_P^2}{q^2} q_\mu, \quad (260)$$

where  $m_D$  and  $p'$  are the mass and four momentum of the parent  $D$  meson,  $m_P$  and  $p$  are those of the daughter meson,  $f_+(q^2)$  and  $f_0(q^2)$  are form factors, and  $q = p' - p$ . Kinematics require that  $f_+(0) = f_0(0)$ . The contraction  $q_\mu L^\mu$  results in terms proportional to  $m_\ell$  [1318], and thus for  $\ell = e$  the terms proportional to  $q_\mu$  in Eq. (260) are negligible and only the  $f_+(q^2)$  vector form factor is relevant. The corresponding differential partial width is

$$\frac{d\Gamma(D \rightarrow P e \nu_e)}{dq^2 d\cos\theta_e} = \frac{G_F^2 |V_{cq}|^2}{32\pi^3} p^{*3} |f_+(q^2)|^2 \sin^2\theta_e, \quad (261)$$

where  $p^* = \frac{[(m_D^2 - (m_P + q))^2 (m_D^2 - (m_P - q))^2]^{1/2}}{2m_D}$  is the magnitude of the momentum of the final state hadron in the  $D$  rest frame, and  $\theta_e$  is the angle of the electron in the  $e\nu$  rest frame with respect to the direction of the pseudoscalar meson in the  $D$  rest frame.

#### 11.1.3 Form factor parameterizations

The form factor is traditionally parameterized with an explicit pole and a sum of effective poles:

$$f_+(q^2) = \frac{f_+(0)}{(1 - \alpha)} \left[ \left( \frac{1}{1 - q^2/m_{\text{pole}}^2} \right) + \sum_{k=1}^N \frac{\rho_k}{1 - q^2/(\gamma_k m_{\text{pole}}^2)} \right], \quad (262)$$

where  $\rho_k$  and  $\gamma_k$  are expansion parameters and  $\alpha$  is a parameter that normalizes the form factor at  $q^2 = 0$ ,  $f_+(0)$ . The parameter  $m_{\text{pole}}$  is the mass of the lowest-lying  $c\bar{q}$  resonance with the vector quantum numbers; this is expected to provide the largest contribution to the form factor

for the  $c \rightarrow q$  transition. The sum over  $N$  gives the contribution of higher mass states. For example, for  $D \rightarrow \pi$  transitions the dominant resonance is expected to be the  $D^*(2010)$ , and thus  $m_{\text{pole}} = m_{D^*(2010)}$ . For  $D \rightarrow K$  transitions, the dominant resonance is expected to be the  $D_s^*(2112)$ , and thus  $m_{\text{pole}} = m_{D_s^*(2112)}$ .

#### 11.1.4 Simple pole

Equation (262) can be simplified by neglecting the sum over effective poles, leaving only the explicit vector meson pole. This approximation is referred to as “nearest pole dominance” or “vector-meson dominance.” The resulting parameterization is

$$f_+(q^2) = \frac{f_+(0)}{(1 - q^2/m_{\text{pole}}^2)}. \quad (263)$$

However, values of  $m_{\text{pole}}$  that give a good fit to the data do not agree with the expected vector meson masses [1317]. To address this problem, the “modified pole” or Becirevic-Kaidalov (BK) parameterization [1319] was introduced. In this parameterization  $m_{\text{pole}}/\sqrt{\alpha_{\text{BK}}}$  is interpreted as the mass of an effective pole higher than  $m_{\text{pole}}$ , i.e., it is expected that  $\alpha_{\text{BK}} < 1$ . The parameterization takes the form

$$f_+(q^2) = \frac{f_+(0)}{(1 - q^2/m_{\text{pole}}^2)} \frac{1}{\left(1 - \alpha_{\text{BK}} \frac{q^2}{m_{\text{pole}}^2}\right)}, \quad (264)$$

where  $\alpha_{\text{BK}}$  is a free parameter that takes into account contributions from higher states in the form of an additional effective pole. This parameterization is used by several experiments to determine form factor parameters. Measured values of  $m_{\text{pole}}$  and  $\alpha_{\text{BK}}$  are listed in Tables 281 and 282 for  $D \rightarrow K\ell\nu_\ell$  and  $D \rightarrow \pi\ell\nu_\ell$  decays, respectively.

#### 11.1.5 $z$ expansion

Alternatively, a power series expansion around some value  $q^2 = t_0$  can be used to parameterize  $f_+(q^2)$  [1316, 1320–1322]. This parameterization is model-independent and satisfies general QCD constraints. The expansion is given in terms of a complex parameter  $z$ , which is the analytic continuation of  $q^2$  into the complex plane:

$$z(q^2, t_0) = \frac{\sqrt{t_+ - q^2} - \sqrt{t_+ - t_0}}{\sqrt{t_+ - q^2} + \sqrt{t_+ - t_0}}, \quad (265)$$

where  $t_0 = t_+(1 - \sqrt{1 - t_-/t_+})$  and  $t_\pm \equiv (m_D \pm m_P)^2$ . In this parameterization,  $q^2 = t_0$  corresponds to  $z = 0$ , and the physical region extends in either direction up to  $\pm|z|_{\text{max}} = \pm 0.051$  for  $D \rightarrow K\ell\nu_\ell$  decays, and up to  $\pm 0.17$  for  $D \rightarrow \pi\ell\nu_\ell$  decays.

The form factor is expressed as

$$f_+(q^2) = \frac{1}{P(q^2)\phi(q^2, t_0)} \sum_{k=0}^{\infty} a_k(t_0)[z(q^2, t_0)]^k, \quad (266)$$

where the Blaschke factor  $P(q^2)$  is used to remove sub-threshold poles, for instance,  $P(q^2) = 1$  for  $D \rightarrow \pi$  and  $P(q^2) = z(q^2, M_{D^*}^2)$ . The “outer” function  $\phi(t, t_0)$  can be any analytic function,

but a preferred choice (see, *e.g.*, Refs. [1320, 1321, 1323]), obtained from the Operator Product Expansion (OPE), is

$$\phi(q^2, t_0) = \alpha \left( \sqrt{t_+ - q^2} + \sqrt{t_+ - t_0} \right) \times \frac{t_+ - q^2}{(t_+ - t_0)^{1/4}} \frac{(\sqrt{t_+ - q^2} + \sqrt{t_+ - t_0})^{3/2}}{(\sqrt{t_+ - q^2} + \sqrt{t_+})^5}, \quad (267)$$

with  $\alpha = \sqrt{\pi m_c^2/3}$ . The OPE analysis provides a constraint upon the expansion coefficients,  $\sum_{k=0}^N a_k^2 \leq 1$ . These coefficients receive  $1/M_D$  corrections, and thus the constraint is only approximate. However, the expansion is expected to converge rapidly since  $|z| < 0.051$  (0.17) for  $D \rightarrow K$  ( $D \rightarrow \pi$ ) over the entire physical  $q^2$  range, and Eq. (266) remains a useful parameterization. The main disadvantage as compared to phenomenological approaches is that there is no physical interpretation of the fitted coefficients  $a_K$ .

### 11.1.6 Three-pole formalism

An update of the vector pole dominance model has been developed for the  $D \rightarrow \pi \ell \nu_\ell$  channel [1324]. It uses information of the residues of the semileptonic form factor at its first two poles, the  $D^*(2010)$  and  $D^{*'}(2600)$  resonances. The form factor is expressed as an infinite sum of residues from  $J^P = 1^-$  states with masses  $m_{D_n^*}$ :

$$f_+(q^2) = \sum_{n=0}^{\infty} \frac{\text{Res}_{q^2=m_{D_n^*}^2} f_+(q^2)}{m_{D_n^*}^2 - q^2}, \quad (268)$$

with the residues given by

$$\text{Res}_{q^2=m_{D_n^*}^2} f_+(q^2) = \frac{1}{2} m_{D_n^*} f_{D_n^*} g_{D_n^* D \pi}. \quad (269)$$

Values of the  $f_{D^*}$  and  $f_{D^{*'}}$  decay constants have been calculated relative to  $f_D$  via lattice QCD, with 2% and 28% precision, respectively [1324]. The couplings to the  $D\pi$  state,  $g_{D^* D \pi}$  and  $g_{D^{*' D \pi}$ , are extracted from measurements of the  $D^*(2010)$  and  $D^{*'}(2600)$  widths by the BaBar and LHCb experiments [1325–1327]. This results in the contribution from the first pole being determined with 3% accuracy. The contribution from the  $D^{*'}(2600)$  pole is determined with poorer accuracy,  $\sim 30\%$ , mainly due to lattice uncertainties. A *superconvergence* condition [1328]

$$\sum_{n=0}^{\infty} \text{Res}_{q^2=m_{D_n^*}^2} f_+(q^2) = 0 \quad (270)$$

is applied, protecting the form factor behavior at large  $q^2$ . Within this model, the first two poles are not sufficient to describe the data, and a third effective pole needs to be included.

One of the advantages of this phenomenological model is that it can be extrapolated outside the charm physical region, providing a method to extract the magnitude of the CKM matrix element  $V_{ub}$  using the ratio of the form factors of the  $D \rightarrow \pi \ell \nu$  and  $B \rightarrow \pi \ell \nu$  decay channels.

It will be used once lattice calculations provide the form factor ratio  $f_{B\pi}^+(q^2)/f_{D\pi}^+(q^2)$  at the same pion energy.

This form factor description can be extended to the  $D \rightarrow K\ell\nu$  decay channel, considering the contribution of several  $c\bar{s}$  resonances with  $J^P = 1^-$ . The first two pole masses contributing to the form factor correspond to the  $D_s^*(2112)$  and  $D_{s1}^*(2700)$  resonant states [9]. A constraint on the first residue can be obtained using information of the  $f_K$  decay constant [9] and the  $g$  coupling extracted from the  $D^{*+}$  width [1325]. The contribution from the second pole can be evaluated using the decay constants from [1329], the measured total width, and the ratio of  $D^*K$  and  $DK$  decay branching fractions [9].

### 11.1.7 Experimental techniques and results

Various techniques have been used by several experiments to measure  $D$  semileptonic decays with a pseudoscalar particle in the final state. The most recent results are provided by the BaBar [1330] and BESIII [1266, 1331] collaborations. Belle [1332], BaBar [1333], and CLEO-c [1334, 1335] have all previously reported results. Belle fully reconstructs  $e^+e^- \rightarrow D\bar{D}X$  events from the continuum under the  $\Upsilon(4S)$  resonance, achieving very good  $q^2$  resolution (15 MeV<sup>2</sup>) and a low background level but with a low efficiency. Using 282 fb<sup>-1</sup> of data, about 1300  $D \rightarrow K\ell^+\nu$  (Cabibbo-favored) and 115  $D \rightarrow \pi\ell^+\nu$  (Cabibbo-suppressed) decays are reconstructed, considering the electron and muon channels together. The BaBar experiment uses a partial reconstruction technique in which the semileptonic decays are tagged via  $D^{*+} \rightarrow D^0\pi^+$  decays. The  $D$  direction and neutrino energy are obtained using information from the rest of the event. With 75 fb<sup>-1</sup> of data, 74000 signal events in the  $D^0 \rightarrow K^-e^+\nu$  mode are obtained. This technique provides a large signal yield but also a high background level and a poor  $q^2$  resolution (ranging from 66 to 219 MeV<sup>2</sup>). In this case, the measurement of the branching fraction is obtained by normalizing to the  $D^0 \rightarrow K^-\pi^+$  decay channel; thus the measurement would benefit from future improvements in the determination of the branching fraction for this reference channel. The Cabibbo-suppressed mode has been recently measured using the same technique and 350 fb<sup>-1</sup> data. For this measurement, 5000  $D^0 \rightarrow \pi^-e^+\nu$  signal events were reconstructed [1330].

The CLEO-c experiment uses two different methods to measure charm semileptonic decays. The *tagged* analyses [1334] rely on the full reconstruction of  $\psi(3770) \rightarrow D\bar{D}$  events. One of the  $D$  mesons is reconstructed in a hadronic decay mode, and the other in the semileptonic channel. The only missing particle is the neutrino, and thus the  $q^2$  resolution is very good and the background level very low. With the entire CLEO-c data sample of 818 pb<sup>-1</sup>, 14123 and 1374 signal events are reconstructed for the  $D^0 \rightarrow K^-e^+\nu$  and  $D^0 \rightarrow \pi^-e^+\nu$  channels, respectively, and 8467 and 838 are reconstructed for the  $D^+ \rightarrow \bar{K}^0e^+\nu$  and  $D^+ \rightarrow \pi^0e^+\nu$  decays, respectively. An alternative method that does not tag the  $D$  decay in a hadronic mode (referred to as *untagged* analyses) has also been used by CLEO-c [1335]. In this method, the entire missing energy and momentum in an event are associated with the neutrino four momentum, with the penalty of larger backgrounds as compared to the tagged method.

Using the tagged method, the BESIII experiment measures the  $D^0 \rightarrow K^-e^+\nu$  and  $D^0 \rightarrow \pi^-e^+\nu$  decay channels. With 2.93 fb<sup>-1</sup> of data, they fully reconstruct 70700 and 6300 signal events, respectively, for the two channels [1331]. In a separate analysis, BESIII measures the semileptonic decay  $D^+ \rightarrow K_L^0e^+\nu$  [1266], with about 20100 semileptonic candidates. Since 2016, BESIII has reported additional measurements of  $D \rightarrow \bar{K}\ell^+\nu_\ell$  and  $\pi\ell^+\nu_\ell$ . The signal



yields are 26008, 5013, 47100, 20714, 3402, 2265, and 1335 events for  $D^+ \rightarrow \bar{K}^0(\pi^+\pi^-)e^+\nu_e$ ,  $D^+ \rightarrow \bar{K}^0(\pi^0\pi^0)e^+\nu_e$ ,  $D^0 \rightarrow K^-\mu^+\nu_\mu$ ,  $D^+ \rightarrow \bar{K}^0(\pi\pi)\mu^+\nu_\mu$ ,  $D^+ \rightarrow \pi^0e^+\nu_e$ ,  $D^0 \rightarrow \pi^-\mu^+\nu_\mu$ , and  $D^+ \rightarrow \pi^0\mu^+\nu_\mu$  [1336–1340], respectively. The corresponding branching fractions are determined with good precision. The most precise products of the  $c \rightarrow s(d)$  CKM matrix element and the semileptonic form factor reported by BESIII are

$$|V_{cs}|f_+^{D \rightarrow K}(0) = 0.7053 \pm 0.0040 \pm 0.0112, \quad (271)$$

$$|V_{cs}|f_+^{D \rightarrow K}(0) = 0.7133 \pm 0.0038 \pm 0.0030, \quad (272)$$

$$|V_{cd}|f_+^{D \rightarrow \pi}(0) = 0.1400 \pm 0.0026 \pm 0.0007. \quad (273)$$

from  $D^0 \rightarrow K^-e^+\nu_e$  [1336],  $D^0 \rightarrow K^-\mu^+\nu_\mu$  [1337],  $D^0 \rightarrow \pi^-e^+\nu_e$  [1336], respectively. These results are all based on a two-parameter series expansion, respectively.

Results of the hadronic form factor parameters,  $m_{\text{pole}}$  and  $\alpha_{\text{BK}}$ , obtained from the measurements discussed above, are given in Tables 281 and 282. The  $z$ -expansion formalism has been used by BaBar [1330, 1333], BESIII [1341] and CLEO-c [1334, 1335]. Their fits use the first three terms of the expansion, and the results for the ratios  $r_1 \equiv a_1/a_0$  and  $r_2 \equiv a_2/a_0$  are listed in Tables 283 and 284.

### 11.1.8 Combined results for the $D \rightarrow P\ell\nu_\ell$ channels

Results and world averages for the products  $f_+^K(0)|V_{cs}|$  and  $f_+^\pi(0)|V_{cd}|$  as measured by CLEO-c, Belle, BaBar, and BESIII are summarized in Tables 286 and 287, and plotted in Fig. 91 (left) and Fig. 91 (middle), respectively. When calculating these world averages, the systematic uncertainties of the BESIII analyses are conservatively taken to be fully correlated.

The results and world averages of the products  $f_+^{D \rightarrow \eta}(0)|V_{cd}|$ , which have been measured by CLEO-c and BESIII, are summarized in Tables 288 and plotted in Fig. 91 (right). In averaging, the systematic uncertainties of the two BESIII analyses are conservatively taken to be fully correlated.

### 11.1.9 Form factors of other $D_{(s)} \rightarrow P\ell\nu_\ell$ decays

In the past two decades, rapid progress in lattice QCD calculations of  $f_+^{D \rightarrow K(\pi)}(0)$  has been achieved, motivated by much improved experimental measurements of  $D \rightarrow \bar{K}\ell\nu_\ell$  and  $D \rightarrow \pi\ell\nu_\ell$ . However, in contrast, progress in theoretical calculations of form factors in other  $D_{(s)} \rightarrow P\ell^+\nu_\ell$  decays has been slow, and experimental measurements sparse. Before BESIII, only CLEO reported a measurement, that of  $f_+^{D \rightarrow \eta}(0)$  [1347]. For this analysis both tagged and untagged methods were used. Recently, BESIII reported measurements of  $f_+^{D \rightarrow \eta}(0)$ ,  $f_+^{D_s \rightarrow \eta}(0)$ ,  $f_+^{D_s \rightarrow \eta'}(0)$  and  $f_+^{D_s \rightarrow K}(0)$  using a tagged method [1346, 1348, 1350]. These measurements greatly expand experimental knowledge of hadronic form factors in  $D \rightarrow P\ell^+\nu_\ell$  decays. To date, there is still no measurement of  $f_+^{D \rightarrow \eta'}(0)$  due to the small amount of data available.

On the theory side, lattice QCD calculations of  $f_+^{D_s \rightarrow \eta^{(\prime)}}(0)$  for  $D_s^+ \rightarrow \eta^{(\prime)}e^+\nu_e$  were presented in Ref. [1351], but with no systematic uncertainties included. Other calculations of  $f_+^{D_{(s)}^+ \rightarrow \eta^{(\prime)}}(0)$  and  $f_+^{D_s \rightarrow K}(0)$  have been reported based on QCD light-cone sum rules (LCSR) [1352–1354], three-point QCD sum rules (3PSR) [1355], a light-front quark model (LFQM) [1356, 1357], a constituent quark model (CQM) [1358], and a covariant confined quark model (CCQM) [1359]. Table 285 summarizes both experimental measurements and theoretical calculations of these

Table 281: Results for  $m_{\text{pole}}$  and  $\alpha_{\text{BK}}$  from various experiments for  $D^0 \rightarrow K^- \ell^+ \nu$  and  $D^+ \rightarrow \bar{K}^0 \ell^+ \nu$  decays. The last two rows list results for other  $c \rightarrow s e^+ \nu_e$  decays, for comparison, because some theories [1342, 1343] stated that the form factors of the semileptonic decays are possibly insensitive to the spectator quarks.

$D \rightarrow K \ell \nu_\ell$ Expt.	Mode	Ref.	$m_{\text{pole}}$ (GeV/ $c^2$ )	$\alpha_{\text{BK}}$
CLEO III	$(D^0; \ell = e, \mu)$	[1344]	$1.89 \pm 0.05^{+0.04}_{-0.03}$	$0.36 \pm 0.10^{+0.03}_{-0.07}$
FOCUS	$(D^0; \ell = \mu)$	[1345]	$1.93 \pm 0.05 \pm 0.03$	$0.28 \pm 0.08 \pm 0.07$
Belle	$(D^0; \ell = e, \mu)$	[1332]	$1.82 \pm 0.04 \pm 0.03$	$0.52 \pm 0.08 \pm 0.06$
BaBar	$(D^0; \ell = e)$	[1333]	$1.889 \pm 0.012 \pm 0.015$	$0.366 \pm 0.023 \pm 0.029$
CLEO-c (tagged)	$(D^0, D^+; \ell = e)$	[1334]	$1.93 \pm 0.02 \pm 0.01$	$0.30 \pm 0.03 \pm 0.01$
CLEO-c (untagged)	$(D^0; \ell = e)$	[1335]	$1.97 \pm 0.03 \pm 0.01$	$0.21 \pm 0.05 \pm 0.03$
CLEO-c (untagged)	$(D^+; \ell = e)$	[1335]	$1.96 \pm 0.04 \pm 0.02$	$0.22 \pm 0.08 \pm 0.03$
BESIII	$(D^0; \ell = e)$	[1331]	$1.921 \pm 0.010 \pm 0.007$	$0.309 \pm 0.020 \pm 0.013$
BESIII	$(D^+; \ell = e)$	[1266]	$1.953 \pm 0.044 \pm 0.036$	$0.239 \pm 0.077 \pm 0.065$
BESIII	$D^+ \rightarrow \bar{K}^0_{\pi^+\pi^-} e^+ \nu_e$	[1336]	$1.935 \pm 0.017 \pm 0.006$	$0.294 \pm 0.031 \pm 0.010$
BESIII	$D_s^+ \rightarrow \eta e^+ \nu_e$	[1346]	$3.759 \pm 0.084 \pm 0.045$	$0.304 \pm 0.044 \pm 0.022$
BESIII	$D_s^+ \rightarrow \eta' e^+ \nu_e$	[1346]	$1.88 \pm 0.60 \pm 0.08$	$1.62 \pm 0.90 \pm 0.13$

Table 282: Results for  $m_{\text{pole}}$  and  $\alpha_{\text{BK}}$  from various experiments for  $D^0 \rightarrow \pi^- \ell^+ \nu$  and  $D^+ \rightarrow \pi^0 \ell^+ \nu$  decays. The last two rows list results for other  $c \rightarrow d e^+ \nu_e$  decays, for comparison, because some theories [1342, 1343] stated that the form factors of the semileptonic decays are possibly insensitive to the spectator quarks.

$D \rightarrow \pi \ell \nu_\ell$ Expt.	Mode	Ref.	$m_{\text{pole}}$ (GeV/ $c^2$ )	$\alpha_{\text{BK}}$
CLEO III	$(D^0; \ell = e, \mu)$	[1344]	$1.86^{+0.10+0.07}_{-0.06-0.03}$	$0.37^{+0.20}_{-0.31} \pm 0.15$
FOCUS	$(D^0; \ell = \mu)$	[1345]	$1.91^{+0.30}_{-0.15} \pm 0.07$	—
Belle	$(D^0; \ell = e, \mu)$	[1332]	$1.97 \pm 0.08 \pm 0.04$	$0.10 \pm 0.21 \pm 0.10$
CLEO-c (tagged)	$(D^0, D^+; \ell = e)$	[1334]	$1.91 \pm 0.02 \pm 0.01$	$0.21 \pm 0.07 \pm 0.02$
CLEO-c (untagged)	$(D^0; \ell = e)$	[1335]	$1.87 \pm 0.03 \pm 0.01$	$0.37 \pm 0.08 \pm 0.03$
CLEO-c (untagged)	$(D^+; \ell = e)$	[1335]	$1.97 \pm 0.07 \pm 0.02$	$0.14 \pm 0.16 \pm 0.04$
BESIII	$(D^0; \ell = e)$	[1331]	$1.911 \pm 0.012 \pm 0.004$	$0.279 \pm 0.035 \pm 0.011$
BaBar	$(D^0; \ell = e)$	[1330]	$1.906 \pm 0.029 \pm 0.023$	$0.268 \pm 0.074 \pm 0.059$
BESIII	$D^+ \rightarrow \pi^0 e^+ \nu_e$	[1336]	$1.898 \pm 0.020 \pm 0.003$	$0.285 \pm 0.057 \pm 0.010$
CLEO-c	$D^+ \rightarrow \eta e^+ \nu_e$	[1347]	$1.87 \pm 0.24 \pm 0.00$	$0.21 \pm 0.44 \pm 0.05$
BESIII	$D^+ \rightarrow \eta' e^+ \nu_e$	[1348]	$1.73 \pm 0.17 \pm 0.03$	$0.50 \pm 0.54 \pm 0.08$

Table 283: Results for  $r_1$  and  $r_2$  from various experiments for  $D \rightarrow K\ell\nu_\ell$  decays. Some theories [1342,1343] stated that the form factors of the semileptonic decays are possibly insensitive to the spectator quarks. For comparison, the last four rows list results for  $c \rightarrow se^+\nu_e$  decays in which only the first two terms of the  $z$  expansion were used.

Expt. $D \rightarrow K\ell\nu_\ell$	Mode	Ref.	$r_1$	$r_2$
BaBar	$(D^0; \ell = e)$	[1333]	$-2.5 \pm 0.2 \pm 0.2$	$0.6 \pm 6.0 \pm 5.0$
CLEO-c (tagged)	$(D^0; \ell = e)$	[1334]	$-2.65 \pm 0.34 \pm 0.08$	$13 \pm 9 \pm 1$
CLEO-c (tagged)	$(D^+; \ell = e)$	[1334]	$-1.66 \pm 0.44 \pm 0.10$	$-14 \pm 11 \pm 1$
CLEO-c (untagged)	$(D^0; \ell = e)$	[1335]	$-2.4 \pm 0.4 \pm 0.1$	$21 \pm 11 \pm 2$
CLEO-c (untagged)	$(D^+; \ell = e)$	[1335]	$-2.8 \pm 6 \pm 2$	$32 \pm 18 \pm 4$
BESIII	$(D^0; \ell = e)$	[1331]	$-2.334 \pm 0.159 \pm 0.080$	$3.42 \pm 3.91 \pm 2.41$
BESIII	$(D^+; \ell = e)$	[1266]	$-2.23 \pm 0.42 \pm 0.53$	$11.3 \pm 8.5 \pm 8.7$
BESIII	$D^0 \rightarrow K^-\mu^+\nu_\mu$	[1337]	$-1.90 \pm 0.21 \pm 0.07$	—
BESIII	$D^+ \rightarrow \bar{K}_{\pi^+\pi^-}^0 e^+\nu_e$	[1336]	$-1.76 \pm 0.25 \pm 0.06$	—
BESIII	$D_s^+ \rightarrow \eta e^+\nu_e$	[1346]	$-7.3 \pm 1.7 \pm 0.4$	—
BESIII	$D_s^+ \rightarrow \eta' e^+\nu_e$	[1346]	$-13.1 \pm 7.6 \pm 1.0$	—

Table 284: Results for  $r_1$  and  $r_2$  from various experiments for  $D \rightarrow \pi\ell\nu_\ell$  decays. Some theories [1342,1343] stated that the form factors of the semileptonic decays are possibly insensitive to the spectator quarks. For comparison, the last three rows list results for  $c \rightarrow de^+\nu_e$  decays in which only the first two terms of the  $z$  expansion were used.

Expt. $D \rightarrow \pi\ell\nu_\ell$	Mode	Ref.	$r_1$	$r_2$
CLEO-c (tagged)	$(D^0; \ell = e)$	[1334]	$-2.80 \pm 0.49 \pm 0.04$	$6 \pm 3 \pm 0$
CLEO-c (tagged)	$(D^+; \ell = e)$	[1334]	$-1.37 \pm 0.88 \pm 0.24$	$-4 \pm 5 \pm 1$
CLEO-c (untagged)	$(D^0; \ell = e)$	[1335]	$-2.1 \pm 0.7 \pm 0.3$	$-1.2 \pm 4.8 \pm 1.7$
CLEO-c (untagged)	$(D^+; \ell = e)$	[1335]	$-0.2 \pm 1.5 \pm 0.4$	$-9.8 \pm 9.1 \pm 2.1$
BESIII	$(D^0; \ell = e)$	[1331]	$-1.85 \pm 0.22 \pm 0.07$	$-1.4 \pm 1.5 \pm 0.5$
BaBar	$(D^0; \ell = e)$	[1330]	$-1.31 \pm 0.70 \pm 0.43$	$-4.2 \pm 4.0 \pm 1.9$
BESIII	$D^+ \rightarrow \pi^0 e^+\nu_e$	[1336]	$-2.23 \pm 0.42 \pm 0.06$	—
CLEO-c	$D^+ \rightarrow \eta e^+\nu_e$	[1347]	$1.83 \pm 2.23 \pm 0.28$	—
BESIII	$D^+ \rightarrow \eta e^+\nu_e$	[1348]	$1.88 \pm 0.60 \pm 0.08$	—
BESIII	$D^+ \rightarrow \eta\mu^+\nu_\mu$	[1349]	$-0.9 \pm 2.7 \pm 0.2$	—

Table 285: Comparison between theory and experiment for hadronic form factors of other  $D_{(s)} \rightarrow P$  transitions. The BESIII result for  $f_+^{D \rightarrow \eta}(0)$  with  $D^+ \rightarrow \eta e^+ \nu_e$  is obtained by dividing the measured product  $f_+^{D \rightarrow \eta}(0)|V_{cd}|$  by the world average value for  $|V_{cd}|$ . The uncertainties listed in the first and second parentheses are statistical and systematic uncertainties, respectively.

	$f_+^{D_s \rightarrow \eta}(0)$	$f_+^{D_s \rightarrow \eta'}(0)$	$f_+^{D \rightarrow \eta}(0)$	$f_+^{D \rightarrow \eta'}(0)$	$f_+^{D_s \rightarrow K}(0)$
CLEO-c( $e$ )	—	—	0.38(03)(01) [1347]	—	—
BESIII( $e$ )	0.458(05)(04) [1346]	0.49(05)(01) [1346]	0.35(03)(01) [1348]	—	0.72(08)(01) [1350]
BESIII( $\mu$ )	—	—	0.39(04)(01) [1347]	—	—
LQCD $_{m_\pi=470 \text{ MeV}}$ [1351]	$0.564 \pm 0.011$	$0.437 \pm 0.018$	—	—	—
LQCD $_{m_\pi=370 \text{ MeV}}$ [1351]	$0.542 \pm 0.013$	$0.404 \pm 0.025$	—	—	—
LCSR [1352]	$0.495^{+0.030}_{-0.029}$	$0.558^{+0.047}_{-0.045}$	$0.429^{+0.165}_{-0.141}$	$0.292^{+0.113}_{-0.104}$	—
LCSR [1353]	$0.432 \pm 0.033$	$0.520 \pm 0.080$	$0.552 \pm 0.051$	$0.458 \pm 0.105$	—
LCSR [1354]	$0.45 \pm 0.14$	$0.55 \pm 0.18$	—	—	—
3PSR [1355]	$0.50 \pm 0.04$	—	—	—	—
LFQM [1356]	0.76	—	0.71	—	0.66
LFQM(I) [1357]	0.50	0.62	—	—	—
LFQM(II) [1357]	0.48	0.60	—	—	—
CQM [1358]	0.78	0.78	—	—	0.72
CCQM [1359]	$0.78 \pm 0.12$	$0.73 \pm 11$	$0.67 \pm 0.11$	$0.76 \pm 0.11$	$0.60 \pm 0.09$

form factors. The  $f_+^{D_s \rightarrow K}(0)$  value measured by BESIII is consistent with current theoretical calculations. The  $f_+^{D_s \rightarrow \eta}(0)$  and  $f_+^{D_s \rightarrow \eta'}(0)$  values measured by BESIII are consistent with the LCSR calculations of Refs. [1352, 1353]; however, the calculation of Ref. [1353] is inconsistent with the measured value of  $f_+^{D \rightarrow \eta}(0)$ . More robust theoretical calculations of these form factors for both  $D^+$  and  $D_s^+$  semileptonic decays are desired.

#### 11.1.10 Determinations of $|V_{cs}|$ and $|V_{cd}|$

Assuming unitarity of the CKM matrix, the values of the CKM matrix elements entering in charm semileptonic decays are evaluated as [9]

$$\begin{aligned} |V_{cs}| &= 0.97320 \pm 0.00011, \\ |V_{cd}| &= 0.22636 \pm 0.00048. \end{aligned} \quad (274)$$

Using the world average values of  $f_+^K(0)|V_{cs}|$  and  $f_+^\pi(0)|V_{cd}|$  from Tables 286 and 287 leads to the form factor values

$$\begin{aligned} f_+^K(0) &= 0.7361 \pm 0.0034, \\ f_+^\pi(0) &= 0.6351 \pm 0.0081, \end{aligned}$$

where the former one deviates with the present average of lattice QCD calculations by  $2.1\sigma$  while good consistency is found for the latter one. Table 289 summarizes  $f_+^{D \rightarrow \pi}(0)$  and  $f_+^{D \rightarrow K}(0)$  results based on  $N_f = 2+1+1$  flavour lattice QCD of the ETM collaboration [1360], and earlier results based on  $N_f = 2+1$  flavour lattice QCD of the HPQCD collaboration [1361, 1362]. Recently, the Fermilab Lattice and MILC collaborations released their preliminary results of  $f_+^{D \rightarrow K}(0)$  and  $f_+^{D \rightarrow \pi}(0)$  based on  $N_f = 2+1+1$  flavour lattice QCD calculations [1363]. The weighted averages are  $f_+^{D \rightarrow \pi}(0) = 0.634 \pm 0.015$  and  $f_+^{D \rightarrow K}(0) = 0.760 \pm 0.011$ , respectively. The experimental accuracy is at present better than that from lattice calculations.

Alternatively, if one assumes the lattice QCD form factor values, the averages in Tables 286 and 287 give

$$\begin{aligned} |V_{cs}| &= 0.9447 \pm 0.0043(\text{exp.}) \pm 0.0137(\text{LQCD}), \\ |V_{cd}| &= 0.2249 \pm 0.0028(\text{exp.}) \pm 0.0055(\text{LQCD}). \end{aligned}$$

Here, the uncertainties are dominated by the lattice QCD calculations. These values are consistent within  $1.9\sigma$  and  $0.1\sigma$ , respectively, with those obtained from the PDG global fit assuming CKM unitarity [9].

Table 286: Results for  $f_+^K(0)|V_{cs}|$  from various experiments. BaBar 2007 [1333] and Belle 2006 [1332] only reported  $f_+^K(0)$  values. The listed  $|V_{cs}|f_+^K(0)$  values of these two experiments are obtained by multiplying  $f_+^K(0)$  with their quoted  $|V_{cs}|$ .

$D \rightarrow K\ell\nu_\ell$ Measurement	Mode	$ V_{cs} f_+^K(0)$	Comment
BESIII 2019 [1337]	$(D^0; \ell = \mu)$	0.7133(38)(30)	$z$ expansion, 2 terms
BESIII 2017 [1336]	$(D^+; \ell = e)$	0.6983(56)(112)	$z$ expansion, 3 terms
BESIII 2015B [1266]	$(D^+; \ell = e)$	0.7370(60)(90)	$z$ expansion, 3 terms
BESIII 2015A [1331]	$(D^0; \ell = e)$	0.7195(35)(41)	$z$ expansion, 3 terms
CLEO-c 2009 [1334]	$(D^0, D^+; \ell = e)$	0.7189(64)(48)	$z$ expansion, 3 terms
BaBar 2007 [1333]	$(D^0; \ell = e)$	0.7211(69)(85)	Fitted pole mass + modified pole ansatz; $ V_{cs}  = 0.9729 \pm 0.0003$ ; corrected for $\mathcal{B}(D^0 \rightarrow K^- \pi^+)$
Belle 2006 [1332]	$(D^0; \ell = e, \mu)$	0.6762(68)(214)	$ V_{cs}  = 0.97296 \pm 0.00024$ (PDG 2006 w/unitarity)
<b>World average</b>		<b>0.7180(33)</b>	BESIII syst. fully correlated

Table 287: Results for  $f_+^\pi(0)|V_{cd}|$  from various experiments.

$D \rightarrow \pi\ell\nu_\ell$ Measurement	Mode	$ V_{cd} f_+^\pi(0)$	Comment
BESIII 2017 [1336]	$(D^+; \ell = e)$	0.1413(35)(12)	$z$ expansion, 3 terms
BESIII 2015A [1331]	$(D^0; \ell = e)$	0.1420(24)(10)	$z$ expansion, 3 terms
CLEO-c 2009 [1334]	$(D^0, D^+; \ell = e)$	0.1500(40)(10)	$z$ expansion, 3 terms
BaBar 2015 [1330]	$(D^0; \ell = e)$	0.1374(38)(24)	$z$ expansion, 3 terms
Belle 2006 [1332]	$(D^0; \ell = e, \mu)$	0.1417(45)(68)	$ V_{cd}  = 0.2271 \pm 0.0010$ (PDG 2006 w/unitarity)
<b>World average</b>		<b>0.1426(18)</b>	BESIII syst. fully correlated

### 11.1.11 Test of $e$ - $\mu$ lepton flavour universality

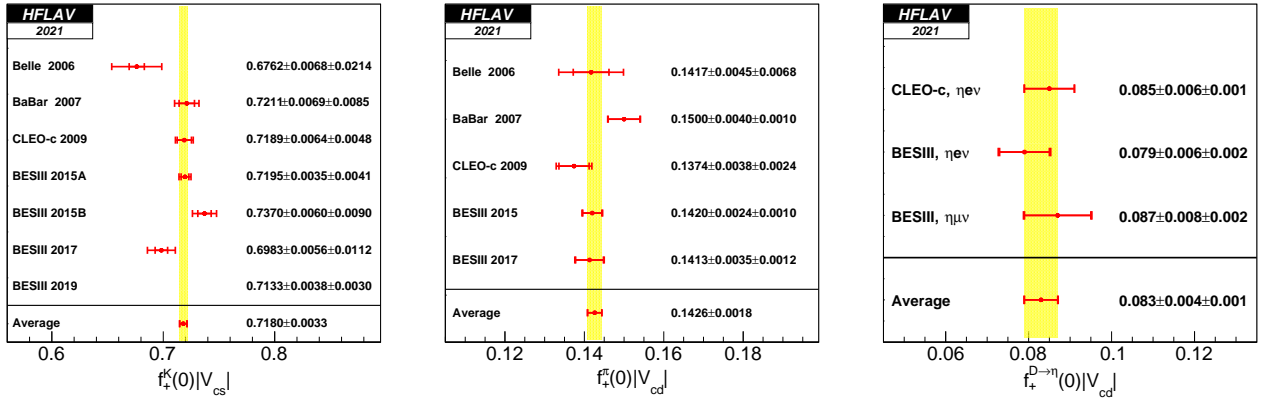
In the Standard Model (SM), the couplings between the three families of leptons and gauge bosons are expected to be equal; this is known as lepton flavour universality (LFU). The semileptonic decays of pseudoscalar mesons are well understood in the SM and thus offer a robust way to test LFU and search for new physics. Various tests of LFU with  $B$  semileptonic decays have been reported by BaBar, Belle, and LHCb. The average of the ratio of the branching fractions  $\mathcal{B}_{B \rightarrow \bar{D}^{(*)}\tau^+\nu_\tau} / \mathcal{B}_{B \rightarrow \bar{D}^{(*)}\ell^+\nu_\ell}$  ( $\ell = \mu, e$ ) deviates from the SM prediction by  $3.4\sigma$  (see section 7.6). Precision measurements of the semileptonic  $D$  decays also test LFU, and in a manner complementary to that of  $B$  decays [1364]. Within the SM, the ratios  $\mathcal{B}_{D \rightarrow \bar{K}\mu^+\nu_\mu} / \mathcal{B}_{D \rightarrow \bar{K}e^+\nu_e}$  and

Table 288: Results for  $f_+^{D \rightarrow \eta}(0)|V_{cd}|$  from various experiments.

$D^+ \rightarrow \eta \ell \nu_\ell$ Measurement	Mode	$ V_{cd} f_+^{D \rightarrow \eta}(0)$	Comment
BESIII 2017 [1349]	$(D^+; \ell = e)$	0.087(8)(2)	$z$ expansion, 2 terms
BESIII 2015A [1348]	$(D^0; \ell = e)$	0.079(6)(2)	$z$ expansion, 2 terms
CLEO-c 2009 [1347]	$(D^0, D^+; \ell = e)$	0.085(6)(1)	$z$ expansion, 2 terms
<b>World average</b>		<b>0.083(4)</b>	BESIII syst. fully correlated

 Table 289: Summary of the latest LQCD calculations of  $f_+^{D \rightarrow \pi}(0)$  and  $f_+^{D \rightarrow K}(0)$  from the Fermilab/MILC, ETM, and HPQCD collaborations.

Collaboration	$f_+^{D \rightarrow \pi}(0)$	$f_+^{D \rightarrow K}(0)$
Fermilab Lattice and MILC [1363]	$0.625 \pm 0.017 \pm 0.013$	$0.768 \pm 0.012 \pm 0.011$
ETM(2+1+1) [1360]	$0.612 \pm 0.035$	$0.765 \pm 0.031$
HPQCD(2+1) [1361, 1362]	$0.666 \pm 0.029$	$0.747 \pm 0.019$
Average	$0.634 \pm 0.015$	$0.760 \pm 0.011$


 Figure 91: Comparison of the results of  $f_+^K(0)|V_{cs}|$  measured by the Belle [1332], BaBar [1333], CLEO-c [1334], and BESIII [1266, 1331, 1336, 1337] experiments.

$\mathcal{B}_{D \rightarrow \pi \mu^+ \nu_\mu} / \mathcal{B}_{D \rightarrow \pi e^+ \nu_e}$  are predicted to be  $0.975 \pm 0.001$  and  $0.985 \pm 0.002$ , respectively [1365]. The ratios are expected to be close to unity with negligible uncertainty mainly due to high correlation of the corresponding hadronic form factors [1365].

In the SM, the semimuonic  $D$  decays are expected to have lower branching fraction than their semielectronic counterparts. Before BESIII, however, the information related to the semimuonic  $D$  decays is relatively poor, mainly due to higher backgrounds caused due to difficulty of distinguishing muon and charged pions. In the charmed meson sector, only  $D^0 \rightarrow K^- \mu^+ \nu_\mu$ ,  $D^0 \rightarrow K^{*-} \mu^+ \nu_\mu$ ,  $D^0 \rightarrow \pi^- \mu^+ \nu_\mu$ ,  $D^+ \rightarrow \bar{K}^0 \mu^+ \nu_\mu$ ,  $D^+ \rightarrow \rho^0 \mu^+ \nu_\mu$ , and  $D^+ \rightarrow \bar{K}^{*0} \mu^+ \nu_\mu$  have been investigated in experiments previously. Except for  $D^+ \rightarrow \bar{K}^{*0} \mu^+ \nu_\mu$ , all measurements of the other decays are dominated by FOCUS and Belle experiments and the existing measurements suffer large uncertainties.

Since 2016, BESIII performed a series of studies of semimuonic  $D$  decays, including improved measurements of  $D^+ \rightarrow \bar{K}^0 \mu^+ \nu_\mu$  [1338],  $D^0 \rightarrow \pi^- \mu^+ \nu_\mu$  [1340], and  $D^0 \rightarrow K^- \mu^+ \nu_\mu$  [1337], and the first observations of  $D^+ \rightarrow \pi^0 \mu^+ \nu_\mu$  [1340],  $D^+ \rightarrow \omega \mu^+ \nu_\mu$  [1366],  $D^+ \rightarrow \eta \mu^+ \nu_\mu$  [1349]. All

these analyses used the tagged method and  $2.93 \text{ fb}^{-1}$  of data taken at 3.773 GeV. The reported branching fractions are

$$\mathcal{B}(D^+ \rightarrow \bar{K}^0 \mu^+ \nu_\mu) = (8.72 \pm 0.07 \pm 0.18)\%, \quad (275)$$

$$\mathcal{B}(D^0 \rightarrow \pi^- \mu^+ \nu_\mu) = (0.272 \pm 0.008 \pm 0.006)\%, \quad (276)$$

$$\mathcal{B}(D^+ \rightarrow \pi^0 \mu^+ \nu_\mu) = (0.350 \pm 0.011 \pm 0.010)\%, \quad (277)$$

$$\mathcal{B}(D^0 \rightarrow K^- \mu^+ \nu_\mu) = (3.413 \pm 0.019 \pm 0.035)\%, \quad (278)$$

$$\mathcal{B}(D^+ \rightarrow \omega \mu^+ \nu_\mu) = (0.177 \pm 0.018 \pm 0.011)\%, \quad (279)$$

$$\mathcal{B}(D^+ \rightarrow \eta \mu^+ \nu_\mu) = (0.104 \pm 0.010 \pm 0.005)\%. \quad (280)$$

Combining these results with previous BESIII measurements of their counterparts of the semielectronic decays using the same data sample, the ratios of branching fractions are

$$\frac{\mathcal{B}(D^0 \rightarrow \pi^- \mu^+ \nu_\mu)}{\mathcal{B}(D^0 \rightarrow \pi^- e^+ \nu_e)} = 0.922 \pm 0.030 \pm 0.022, \quad (281)$$

$$\frac{\mathcal{B}(D^+ \rightarrow \pi^0 \mu^+ \nu_\mu)}{\mathcal{B}(D^+ \rightarrow \pi^0 e^+ \nu_e)} = 0.964 \pm 0.037 \pm 0.026, \quad (282)$$

$$\frac{\mathcal{B}(D^0 \rightarrow K^- \mu^+ \nu_\mu)}{\mathcal{B}(D^0 \rightarrow K^- e^+ \nu_e)} = 0.974 \pm 0.007 \pm 0.012, \quad (283)$$

$$\frac{\mathcal{B}(D^+ \rightarrow \omega \mu^+ \nu_\mu)}{\mathcal{B}(D^+ \rightarrow \omega e^+ \nu_e)} = 1.05 \pm 0.14, \quad (284)$$

$$\frac{\mathcal{B}(D^+ \rightarrow \eta \mu^+ \nu_\mu)}{\mathcal{B}(D^+ \rightarrow \eta e^+ \nu_e)} = 0.91 \pm 0.13. \quad (285)$$

In addition, using the world average for  $\mathcal{B}(D^+ \rightarrow \bar{K}^0 e^+ \nu_e)$  [9] gives

$$\frac{\mathcal{B}(D^+ \rightarrow \bar{K}^0 \mu^+ \nu_\mu)}{\mathcal{B}(D^+ \rightarrow \bar{K}^0 e^+ \nu_e)} = 1.00 \pm 0.03. \quad (286)$$

These results indicate that any  $e$ - $\mu$  LFU violation in  $D$  semileptonic decays has to be at the level of a few percent or less. BESIII also tested  $e$ - $\mu$  LFU in separate  $q^2$  intervals using  $D^{0(+)} \rightarrow \pi^{-(0)} \ell^+ \nu_\ell$  [1340] and  $D^0 \rightarrow K^- \ell^+ \nu_\ell$  [1337] decays. No indication of LFU above the  $2\sigma$  level was found.

In 2018, using  $0.482 \text{ fb}^{-1}$  of data taken at a center-of-mass energy of 4.009 GeV, BESIII reported measurements of the branching fractions for semileptonic decays  $D_s^+ \rightarrow \phi \mu^+ \nu_\mu$ ,  $D_s^+ \rightarrow \eta \mu^+ \nu_\mu$ , and  $D_s^+ \rightarrow \eta' \mu^+ \nu_\mu$  [1367]. Combining these results with previous measurements of

4251  $D_s^+ \rightarrow \phi e^+ \nu_e$  [1367],  $D_s^+ \rightarrow \eta e^+ \nu_e$ , and  $D_s^+ \rightarrow \eta' e^+ \nu_e$  [1368] gives the ratios

$$\frac{\mathcal{B}(D_s^+ \rightarrow \phi \mu^+ \nu_\mu)}{\mathcal{B}(D_s^+ \rightarrow \phi e^+ \nu_e)} = 0.86 \pm 0.29, \quad (287)$$

$$\frac{\mathcal{B}(D_s^+ \rightarrow \eta \mu^+ \nu_\mu)}{\mathcal{B}(D_s^+ \rightarrow \eta e^+ \nu_e)} = 1.05 \pm 0.24, \quad (288)$$

$$\frac{\mathcal{B}(D_s^+ \rightarrow \eta' \mu^+ \nu_\mu)}{\mathcal{B}(D_s^+ \rightarrow \eta' e^+ \nu_e)} = 1.14 \pm 0.68. \quad (289)$$

4252 These values are all consistent with unity. The uncertainties include both statistical and sys-  
4253 tematic uncertainties, the former of which dominates.

### 4254 11.1.12 $D \rightarrow V \ell \nu_\ell$ decays

4255 When the final state hadron is a vector meson, the decay can proceed through both vector and  
4256 axial vector currents, and four form factors are needed. The hadronic current is  $H_\mu = V_\mu + A_\mu$ ,  
4257 where [1318]

$$V_\mu = \langle V(p, \varepsilon) | \bar{q} \gamma_\mu c | D(p') \rangle = \frac{2V(q^2)}{m_D + m_V} \varepsilon_{\mu\nu\rho\sigma} \varepsilon^{*\nu} p'^\rho p^\sigma \quad (290)$$

$$\begin{aligned} A_\mu &= \langle V(p, \varepsilon) | -\bar{q} \gamma_\mu \gamma_5 c | D(p') \rangle = -i(m_D + m_V) A_1(q^2) \varepsilon_\mu^* \\ &\quad + i \frac{A_2(q^2)}{m_D + m_V} (\varepsilon^* \cdot q) (p' + p)_\mu \\ &\quad + i \frac{2m_V}{q^2} (A_3(q^2) - A_0(q^2)) [\varepsilon^* \cdot (p' + p)] q_\mu. \end{aligned} \quad (291)$$

4258 In this expression,  $m_V$  is the invariant mass of the daughter particles of the  $V$  meson and

$$A_3(q^2) = \frac{m_D + m_V}{2m_V} A_1(q^2) - \frac{m_D - m_V}{2m_V} A_2(q^2). \quad (292)$$

4259 To avoid divergence of the  $i \frac{2m_V}{q^2} (A_3(q^2) - A_0(q^2))$  item, kinematics require that  $A_3(0) = A_0(0)$ .  
4260 Terms proportional to  $q_\mu$  are negligible for  $\ell = e$ . Thus, only the three form factors  $A_1(q^2)$ ,  
4261  $A_2(q^2)$  and  $V(q^2)$  are relevant for charm decays.

4262 The differential decay rate is

$$\begin{aligned} \frac{d\Gamma(D \rightarrow V \bar{\ell} \nu_\ell)}{dq^2 d\cos\theta_\ell} &= \frac{G_F^2 |V_{cq}|^2}{128\pi^3 m_D^2} p^* q^2 \times \\ &\quad \left[ \frac{(1 - \cos\theta_\ell)^2}{2} |H_-|^2 + \frac{(1 + \cos\theta_\ell)^2}{2} |H_+|^2 + \sin^2\theta_\ell |H_0|^2 \right], \end{aligned} \quad (293)$$

4263 where  $H_\pm$  and  $H_0$  are helicity amplitudes, corresponding to helicities of the vector ( $V$ ) meson.



4264 The helicity amplitudes can be expressed in terms of the form factors as

$$H_{\pm} = \frac{1}{m_D + m_V} [(m_D + m_V)^2 A_1(q^2) \mp 2m_D p^* V(q^2)] \quad (294)$$

$$H_0 = \frac{1}{|q|} \frac{m_D^2}{2m_V(m_D + m_V)} \times \left[ \left( 1 - \frac{m_V^2 - q^2}{m_D^2} \right) (m_D + m_V)^2 A_1(q^2) - 4p^{*2} A_2(q^2) \right]. \quad (295)$$

4265 Here  $p^* = \frac{[(m_D^2 - (m_V + q))^2 (m_D^2 - (m_V - q))^2]^{1/2}}{2m_D}$  is the magnitude of the three-momentum of the  $V$   
 4266 system as measured in the  $D$  rest frame, and  $\theta_\ell$  is the angle of the lepton momentum with  
 4267 respect to the direction opposite that of the  $D$  in the  $W$  rest frame (see Fig. 92 for the electron  
 4268 case,  $\theta_e$ ). The left-handed nature of the quark current manifests itself as  $|H_-| > |H_+|$ . The  
 4269 differential decay rate for  $D \rightarrow V \ell \nu$  followed by the vector meson decaying into two pseudoscalars  
 4270 is

$$\begin{aligned} \frac{d\Gamma(D \rightarrow V \bar{\ell} \nu, V \rightarrow P_1 P_2)}{dq^2 d\cos\theta_V d\cos\theta_\ell d\chi} &= \frac{3G_F^2}{2048\pi^4} |V_{cq}|^2 \frac{p^*(q^2) q^2}{m_D^2} \mathcal{B}(V \rightarrow P_1 P_2) \times \\ &\left\{ (1 + \cos\theta_\ell)^2 \sin^2\theta_V |H_+(q^2)|^2 \right. \\ &+ (1 - \cos\theta_\ell)^2 \sin^2\theta_V |H_-(q^2)|^2 \\ &+ 4\sin^2\theta_\ell \cos^2\theta_V |H_0(q^2)|^2 \\ &- 4\sin\theta_\ell(1 + \cos\theta_\ell) \sin\theta_V \cos\theta_V \cos\chi H_+(q^2) H_0(q^2) \\ &+ 4\sin\theta_\ell(1 - \cos\theta_\ell) \sin\theta_V \cos\theta_V \cos\chi H_-(q^2) H_0(q^2) \\ &\left. - 2\sin^2\theta_\ell \sin^2\theta_V \cos 2\chi H_+(q^2) H_-(q^2) \right\}, \quad (296) \end{aligned}$$

4271 where the helicity angles  $\theta_\ell$ ,  $\theta_V$ , and acoplanarity angle  $\chi$  are defined as shown in Fig. 92.  
 4272 Usually, the ratios of the form factors at  $q^2 = 0$  are defined as

$$r_V \equiv \frac{V(0)}{A_1(0)}, \quad (297)$$

$$r_2 \equiv \frac{A_2(0)}{A_1(0)}. \quad (298)$$

4273 From the experimental point of view, these ratios can be obtained without any assumption  
 4274 about the total decay rates or the CKM matrix elements.

### 4275 11.1.13 Vector form factor measurements

4276 In 2002 FOCUS reported an asymmetry in the observed  $\cos(\theta_V)$  distribution in  $D^+ \rightarrow K^- \pi^+ \mu^+ \nu$   
 4277 decays [1369]. This was interpreted as evidence for an  $S$ -wave  $K^- \pi^+$  component in the decay  
 4278 amplitude. It should be noted that  $H_0(q^2)$  is equal to zero at for  $q^2 = q_{\text{mmax}}^2$  but dominated  
 4279 over a wide range of  $q^2$ , especially at  $q^2 = 0$  [1370]. The distribution given by Eq. (296) is, after  
 4280 integration over  $\chi$ , roughly proportional to  $\cos^2\theta_V$ . Inclusion of a constant  $S$ -wave amplitude  
 4281 of the form  $A e^{i\delta}$  leads to an interference term proportional to  $|A H_0 \sin\theta_\ell \cos\theta_V|$  which then

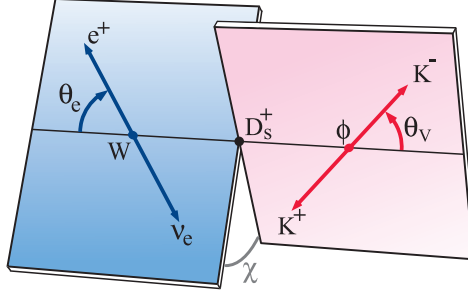


Figure 92: Decay angles  $\theta_V$ ,  $\theta_\ell$  and  $\chi$ . Note that the angle  $\chi$  between the decay planes is defined in the  $D$ -meson reference frame, whereas the angles  $\theta_V$  and  $\theta_\ell$  are defined in the  $V$  meson and  $W$  reference frames, respectively.

causes an asymmetry in  $\cos(\theta_V)$ . When FOCUS fit their data including this  $S$ -wave amplitude, they obtained  $A = 0.330 \pm 0.022 \pm 0.015 \text{ GeV}^{-1}$  and  $\delta = 0.68 \pm 0.07 \pm 0.05$  [1371]. Both BaBar [1372] and CLEO-c [1373] have also found evidence for an  $f_0 \rightarrow K^+ K^-$  component in semileptonic  $D_s$  decays.

The CLEO-c collaboration extracted the form factors  $H_+(q^2)$ ,  $H_-(q^2)$ , and  $H_0(q^2)$  from 11000  $D^+ \rightarrow K^- \pi^+ \ell^+ \nu_\ell$  events with purity greater than 96% in a model-independent fashion directly as functions of  $q^2$  [1374]. They also determined the  $S$ -wave form factor  $h_0(q^2)$  via the interference term, despite the fact that the  $K\pi$  mass distribution appears dominated by the vector  $K^*(892)$  state. It is observed that  $H_0(q^2)$  dominates over a wide range of  $q^2$ , especially at low  $q^2$ . The transverse form factor,

$$H_t(q^2) = \frac{M_D K}{m_{K\pi} \sqrt{q^2}} \left[ (M_D + m_{K\pi}) A_1(q^2) - \frac{(M_D^2 - m_{K\pi}^2 + q^2)}{M_D + m_{K\pi}} A_2(q^2) + \frac{2q^2}{M_D + m_{K\pi}} A_3(q^2) \right],$$

which can be related to  $A_3(q^2)$ , is small compared to LQCD calculations and suggests that the form factor ratio  $r_3 \equiv A_3(0)/A_1(0)$  is large and negative.

The BaBar collaboration selected a large sample of  $244 \times 10^3$   $D^+ \rightarrow K^- \pi^+ e^+ \nu_e$  candidates with a ratio  $S/B \sim 2.3$  from an integrated luminosity of  $347 \text{ fb}^{-1}$  [1375]. With four particles emitted in the final state, the differential decay rate depends on five variables. In addition to the four variables defined in previous sections there is also  $m^2$ , the mass squared of the  $K\pi$  system. To analyze the  $D^+ \rightarrow K^- \pi^+ e^+ \nu_e$  decay channel, it was assumed that all form factors have a  $q^2$  variation given by the simple pole model, and an effective pole mass of  $m_A = (2.63 \pm 0.10 \pm 0.13) \text{ GeV}/c^2$  is fitted. This value is compatible with expectations when comparing to the mass of  $J^P = 1^+$  charm mesons. For the mass dependence of the form factors, a Breit-Wigner with a mass-dependent width and a Blatt-Weisskopf damping factor is used. For the  $S$ -wave amplitude, a polynomial below the  $\bar{K}_0^*(1430)$ , and a Breit-Wigner distribution above, are used [1375]. These are consistent with measurements of  $D^+ \rightarrow K^- \pi^+ \pi^+$  decays. For the polynomial part, a linear term is sufficient to fit the data. It is verified that the variation of the  $S$ -wave phase is compatible with expectations from elastic  $K\pi$  scattering [338, 1376] (after correcting for  $\delta^{3/2}$ ) according to the Watson theorem [1377]. As compared with elastic  $K^- \pi^+$

4308 scattering, there is an additional negative sign between the  $S$  and  $P$  waves. Contributions from  
4309 other spin-1 and spin-2 resonances decaying into  $K^-\pi^+$  are also considered.

4310 In 2013, CLEO-c reported the first measurements of form factors in  $D^{0,+} \rightarrow \rho e^+\nu_e$  [1378].  
4311 Since 2016, several new measurements of form factors in  $D_{(s)} \rightarrow Ve^+\nu_e$  decays have been  
4312 reported by BESIII. These measurements greatly increase the information available on  $D \rightarrow$   
4313  $V\ell^+\nu_e$  decays. The BESIII data was recorded at center-of-mass energies of 3.773 GeV ( $2.93 \text{ fb}^{-1}$ )  
4314 and 4.178 GeV ( $3.19 \text{ fb}^{-1}$ ). The  $D \rightarrow Ve^+\nu_e$  samples are reconstructed using a tagged method,  
4315 and 18262, 3112, 978, 491, and 155 signal events, respectively, are obtained for the  $D^+ \rightarrow$   
4316  $\bar{K}^{*0}e^+\nu_e$ ,  $D^0 \rightarrow K^{*-}e^+\nu_e$ ,  $D^{0,+} \rightarrow \rho e^+\nu_e$ ,  $D^+ \rightarrow \omega e^+\nu_e$ , and  $D_s^+ \rightarrow K^{*0}e^+\nu_e$  decay modes [1350,  
4317 1379–1382]. The form factor ratios  $r_V = \frac{V(0)}{A_1(0)}$  and  $r_2 = \frac{A_2(0)}{A_1(0)}$  are subsequently extracted.

4318 Table 290 lists measurements of  $r_V$  and  $r_2$  from several experiments. Most of the measure-  
4319 ments assume that the  $q^2$  dependence of the form factors is given by the simple pole ansatz.  
4320 Some of these measurements do not consider a separate  $S$ -wave contribution; in this case such  
4321 a contribution is implicitly included in the measured values.

Table 290: Results for  $r_V$  and  $r_2$  from various experiments. Experiments marked with \* did not consider a separate  $S$ -wave contribution.

Experiment	Ref.	$r_V$	$r_2$
$D^+ \rightarrow \bar{K}^{*0}\ell^+\nu_\ell$			
E691*	[1383]	$2.0 \pm 0.6 \pm 0.3$	$0.0 \pm 0.5 \pm 0.2$
E653*	[1384]	$2.00 \pm 0.33 \pm 0.16$	$0.82 \pm 0.22 \pm 0.11$
E687*	[1385]	$1.74 \pm 0.27 \pm 0.28$	$0.78 \pm 0.18 \pm 0.11$
E791 (e)*	[1386]	$1.90 \pm 0.11 \pm 0.09$	$0.71 \pm 0.08 \pm 0.09$
E791 ( $\mu$ )*	[1387]	$1.84 \pm 0.11 \pm 0.09$	$0.75 \pm 0.08 \pm 0.09$
Beatrice*	[1388]	$1.45 \pm 0.23 \pm 0.07$	$1.00 \pm 0.15 \pm 0.03$
FOCUS	[1371]	$1.504 \pm 0.057 \pm 0.039$	$0.875 \pm 0.049 \pm 0.064$
BESIII (e)	[1379]	$1.406 \pm 0.058 \pm 0.022$	$0.784 \pm 0.041 \pm 0.024$
$D^0 \rightarrow \bar{K}^{*0}\pi^-\ell^+\nu_\ell$			
FOCUS ( $\mu$ )	[1389]	$1.706 \pm 0.677 \pm 0.342$	$0.912 \pm 0.370 \pm 0.104$
BaBar ( $\mu$ )	[1375]	$1.493 \pm 0.014 \pm 0.021$	$0.775 \pm 0.011 \pm 0.011$
BESIII (e)	[1380]	$1.46 \pm 0.07 \pm 0.02$	$0.67 \pm 0.06 \pm 0.01$
$D^+ \rightarrow \omega e^+\nu_e$			
BESIII	[1381]	$1.24 \pm 0.09 \pm 0.06$	$1.06 \pm 0.15 \pm 0.05$
$D^{0,+} \rightarrow \rho e^+\nu_e$			
CLEO-c	[1378]	$1.48 \pm 0.15 \pm 0.05$	$0.83 \pm 0.11 \pm 0.04$
BESIII	[1382]	$1.695 \pm 0.083 \pm 0.051$	$0.845 \pm 0.056 \pm 0.039$
$D_s^+ \rightarrow \phi e^+\nu_e$			
BaBar	[1372]	$1.849 \pm 0.060 \pm 0.095$	$0.763 \pm 0.071 \pm 0.065$
$D_s^+ \rightarrow K^{*0}e^+\nu_e$			
BESIII*	[1350]	$1.67 \pm 0.34 \pm 0.16$	$0.77 \pm 0.28 \pm 0.07$

### 11.1.14 $D \rightarrow S\ell\nu_\ell$ decays

In 2018, BESIII reported measurements of semileptonic  $D$  decays into a scalar meson,  $D \rightarrow S\ell\nu$ . The experiment measured  $D^{0(+)} \rightarrow a_0(980)e^+\nu_e$ , with  $a_0(980) \rightarrow \eta\pi$ . Signal yields of  $25.7^{+6.4}_{-5.7}$  events for  $D^0 \rightarrow a_0(980)^-e^+\nu_e$ , and  $10.2^{+5.0}_{-4.1}$  events for  $D^+ \rightarrow a_0(980)^0e^+\nu_e$ , were obtained, resulting in statistical significances of greater than  $6.5\sigma$  and  $3.0\sigma$ , respectively [1390]. As the branching fraction for  $a_0(980) \rightarrow \eta\pi$  is not well-measured, BESIII reports the product branching fractions

$$\mathcal{B}(D^0 \rightarrow a_0(980)^-e^+\nu_e) \times \mathcal{B}(a_0(980)^- \rightarrow \eta\pi^-) = (1.33^{+0.33}_{-0.29} \pm 0.09) \times 10^{-4}, \quad (299)$$

$$\mathcal{B}(D^+ \rightarrow a_0(980)^0e^+\nu_e) \times \mathcal{B}(a_0(980)^0 \rightarrow \eta\pi^0) = (1.66^{+0.81}_{-0.66} \pm 0.11) \times 10^{-4}. \quad (300)$$

The ratio of these values can be compared to a prediction based on QCD light-cone sum rules [1391], after relating the  $a_0(980) \rightarrow \eta\pi$  branching fractions via isospin. The result is a difference of more than  $2\sigma$ . Taking the lifetimes of the  $D^0$  and  $D^+$  into account, and assuming  $\mathcal{B}(a_0(980)^- \rightarrow \eta\pi^-) = \mathcal{B}(a_0(980)^0 \rightarrow \eta\pi^0)$ , the ratio of the partial widths is

$$\frac{\Gamma(D^0 \rightarrow a_0(980)^-e^+\nu_e)}{\Gamma(D^+ \rightarrow a_0(980)^0e^+\nu_e)} = 2.03 \pm 0.95 \pm 0.06. \quad (301)$$

This value is consistent with the prediction based on isospin symmetry.

Recently, BESIII searched for the semileptonic decay of  $D_s^+ \rightarrow a_0(980)e^+\nu_e$ , with  $a_0(980)^0 \rightarrow \eta\pi^0$ . No significant signal is observed. The product branching fraction upper limit at the 90% confidence level is  $\mathcal{B}(D_s^+ \rightarrow a_0(980)e^+\nu_e) \times \mathcal{B}(a_0(980)^0 \rightarrow \eta\pi^0) < 1.2 \times 10^{-4}$  [1392].

### 11.1.15 $D \rightarrow A\ell\nu_\ell$ decays

Experimental studies of semileptonic  $D$  decays into a Axial-vector meson  $D \rightarrow A\ell\nu$  are challenging due to low statistics and high backgrounds. In 2007, CLEO-c reported first evidence for the Cabibbo-favored decay  $D^0 \rightarrow K_1(1270)^-e^+\nu_e$  with a statistical significance of  $4\sigma$  [1393]. The branching fraction was measured to be  $\mathcal{B}(D^0 \rightarrow K_1(1270)^-e^+\nu_e) = (7.6^{+4.1}_{-3.0} \pm 0.6 \pm 0.7) \times 10^{-4}$ . In 2019, BESIII reported the first observation of  $D^+ \rightarrow \bar{K}_1(1270)^0e^+\nu_e$ , with statistical significance greater than  $10\sigma$  [1394]. The branching fraction was measured to be  $\mathcal{B}(D^+ \rightarrow \bar{K}_1(1270)^0e^+\nu_e) = (23.0 \pm 2.6^{+1.8}_{-2.1} \pm 2.5) \times 10^{-4}$ . In 2021, the  $D^0 \rightarrow K_1(1270)^-e^+\nu_e$  decay was observed for the first time by BESIII with a statistical significance greater than  $10\sigma$  [1395]. The reported branching fraction is  $\mathcal{B}(D^+ \rightarrow \bar{K}_1(1270)^0e^+\nu_e) = (10.9 \pm 1.3^{+0.9}_{-1.3} \pm 1.2) \times 10^{-4}$ . Here, the third errors listed arise from the branching fraction for  $K_1(1270) \rightarrow K\pi\pi$ . The obtained branching fractions are consistent with the theoretical calculations with the  $K_1$  mixing angle of  $33^\circ$  or  $57^\circ$ . Taking the lifetimes of  $D^0$  and  $D^+$  into account, the ratio of the partial widths is

$$\frac{\Gamma(D^+ \rightarrow \bar{K}_1(1270)^0e^+\nu_e)}{\Gamma(D^0 \rightarrow K_1(1270)^-e^+\nu_e)} = 1.20 \pm 0.20 \pm 0.15. \quad (302)$$

This value agrees with unity as predicted by isospin symmetry.

In addition, BESIII has searched for the Cabibbo-suppressed semileptonic decays  $D^+ \rightarrow b_1(1235)^0e^+\nu_e$  and  $D^0 \rightarrow b_1(1235)^0e^+\nu_e$ . No significant signal is observed. The product branching fraction upper limits at the 90% confidence level are  $\mathcal{B}(D^+ \rightarrow b_1(1235)^0e^+\nu_e) \times \mathcal{B}(b_1(1235)^0 \rightarrow \omega\pi^0) < 1.12 \times 10^{-4}$  and  $\mathcal{B}(D^0 \rightarrow b_1(1235)^-e^+\nu_e) \times \mathcal{B}(b_1(1235)^0 \rightarrow \omega\pi^0) < 1.75 \times 10^{-4}$ , respectively [1396].

## 11.2 Leptonic decays

Purely leptonic decays of  $D^+$  and  $D_s^+$  mesons are among the simplest and best understood probes of  $c \rightarrow d$  and  $c \rightarrow s$  quark flavour-changing transitions. The amplitude of purely leptonic decays consists of the annihilation of the initial quark-antiquark pair ( $c\bar{d}$  or  $c\bar{s}$ ) into a virtual  $W^+$  that subsequently materializes as an antilepton-neutrino pair ( $\ell^+\nu_\ell$ ). The Standard Model branching fraction is given by

$$\mathcal{B}(D_q^+ \rightarrow \ell^+\nu_\ell) = \frac{G_F^2}{8\pi} \tau_{D_q} f_{D_q}^2 |V_{cq}|^2 m_{D_q} m_\ell^2 \left(1 - \frac{m_\ell^2}{m_{D_q}^2}\right)^2, \quad (303)$$

where  $m_{D_q}$  is the  $D_q$  meson mass,  $\tau_{D_q}$  is its lifetime,  $m_\ell$  is the charged lepton mass,  $|V_{cq}|$  is the magnitude of the relevant CKM matrix element, and  $G_F$  is the Fermi coupling constant. The parameter  $f_{D_q}$  is the  $D_q$  meson decay constant and parameterizes the overlap of the wave functions of the constituent quark and anti-quark. The decay constants have been calculated using several theory methods, the most accurate and robust being that of lattice QCD (LQCD). Using the  $N_f = 2 + 1 + 1$  flavour LQCD calculations of  $f_{D^+}$  and  $f_{D_s^+}$  from the ETM [1397] and FNAL/MILC [1398] Collaborations, the Flavour Lattice Averaging Group (FLAG) calculates world average values [1399]

$$f_{D^+}^{\text{FLAG}} = 212.0 \pm 0.7 \text{ MeV}, \quad (304)$$

$$f_{D_s^+}^{\text{FLAG}} = 249.9 \pm 0.5 \text{ MeV}, \quad (305)$$

and the ratio

$$\left(\frac{f_{D_s^+}}{f_{D^+}}\right)^{\text{FLAG}} = 1.1783 \pm 0.0016. \quad (306)$$

These values are used within this section to determine the magnitudes  $|V_{cd}|$  and  $|V_{cs}|$  from the measured branching fractions of  $D^+ \rightarrow \ell^+\nu_\ell$  and  $D_s^+ \rightarrow \ell^+\nu_\ell$ .

The leptonic decays of pseudoscalar mesons are helicity-suppressed, meaning their decay rates are proportional to the square of the charged lepton mass. Thus, decays to  $\tau^+\nu_\tau$  are favored over decays to  $\mu^+\nu_\mu$ , and decays to  $e^+\nu_e$ , with an expected  $\mathcal{B} \lesssim 10^{-7}$ , are not yet experimentally observable. The ratio of  $\tau^+\nu_\tau$  to  $\mu^+\nu_\mu$  decays is given by

$$R_{\tau/\mu}^{D_q} \equiv \frac{\mathcal{B}(D_q^+ \rightarrow \tau^+\nu_\tau)}{\mathcal{B}(D_q^+ \rightarrow \mu^+\nu_\mu)} = \left(\frac{m_\tau^2}{m_\mu^2}\right) \frac{(m_{D_q}^2 - m_\tau^2)^2}{(m_{D_q}^2 - m_\mu^2)^2}, \quad (307)$$

and equals  $9.75 \pm 0.01$  for  $D_s^+$  decays and  $2.67 \pm 0.01$  for  $D^+$  decays, based on the well-measured values of  $m_\mu$ ,  $m_\tau$ , and  $m_{D(s)}$  [9]. A significant deviation from this expectation would be interpreted as LFU violation in charged currents [1400].

In this section we present world average values for the product  $f_{D_q}|V_{cq}|$ , where  $q = d, s$ . For these averages, correlations between measurements and dependencies on input parameters are taken into account. In 2019, BESIII reported a measurement of  $D_s^+ \rightarrow \mu^+\nu_\mu$  [1401], by analyzing  $3.19 \text{ fb}^{-1}$  of  $e^+e^-$  collision data sample taken at a center-of-mass energy of 4.178 GeV. The muon counter is used to identify  $\mu^+$  lepton, thereby offering low background. In

2021, BESIII reported an updated measurement of  $D_s^+ \rightarrow \mu^+ \nu_\mu$  [1402], by analyzing  $6.32 \text{ fb}^{-1}$  of  $e^+e^-$  collision data sample taken at center-of-mass energies of 4.178-4.226 GeV without using the muon counter. The new measurement of  $D_s^+ \rightarrow \mu^+ \nu_\mu$  supersedes the 2019 result. Moreover, measurements of  $D_s^+ \rightarrow \tau^+ \nu_\tau$  were also reported with  $\tau^+ \rightarrow \pi^+ \bar{\nu}_\tau$  [1402],  $\tau^+ \rightarrow \rho^+ \bar{\nu}_\tau$  [1403] and  $\tau^+ \rightarrow e^+ \nu_e \bar{\nu}_\tau$  [1404] decays. In 2019, BESIII reported the first observation of  $D_s^+ \rightarrow \tau^+ \nu_\tau$  with a statistical significance of  $5.1\sigma$  [1405].

### 11.2.1 $D^+ \rightarrow \ell^+ \nu_\ell$ decays and $|V_{cd}|$

The branching fraction  $\mathcal{B}(D^+ \rightarrow \mu^+ \nu_\mu)$  has been determined by CLEO-c [1255] and BESIII [1406]. These lead to the world average (WA) value

$$\mathcal{B}^{\text{WA}}(D^+ \rightarrow \mu^+ \nu_\mu) = (3.77 \pm 0.17) \times 10^{-4}. \quad (308)$$

For  $D^+ \rightarrow \tau^+ \nu_\tau$ , the recent BESIII measurement [1405] gives

$$\mathcal{B}^{\text{WA}}(D^+ \rightarrow \tau^+ \nu_\tau) = (1.20 \pm 0.27) \times 10^{-4}. \quad (309)$$

Based on these two branching fractions, we extract the weighted product of the decay constant and the CKM matrix element to be

$$f_D |V_{cd}| = (46.2 \pm 1.0) \text{ MeV}. \quad (310)$$

The uncertainty listed includes the uncertainty on  $\mathcal{B}^{\text{WA}}(D^+ \rightarrow \mu^+ \nu_\mu)$ , and also uncertainties on the external parameters  $m_\mu$ ,  $m_D$ , and  $\tau_D$  [9] needed to extract  $f_D |V_{cd}|$  from the branching fraction via Eq. (303). Using the LQCD value for  $f_D$  from FLAG [Eq. (304)], we calculate the magnitude of the CKM matrix element  $V_{cd}$  to be

$$|V_{cd}| = 0.2181 \pm 0.0049 (\text{exp.}) \pm 0.0007 (\text{LQCD}), \quad (311)$$

where the uncertainties are from experiment and from LQCD, respectively. All input values and the resulting world average are summarized in Table 291 and plotted in Fig. 93 (left).

Using the WA values of the branching fractions  $\mathcal{B}(D^+ \rightarrow \mu^+ \nu_\mu)$  and  $\mathcal{B}(D^+ \rightarrow \tau^+ \nu_\tau)$  [Eq. 308 and Eq. 314], the ratio of these two branching fractions is determined to be

$$R_{\tau/\mu}^{D^+} = 3.18 \pm 0.73, \quad (312)$$

which is consistent with the ratio expected in the SM.

### 11.2.2 $D_s^+ \rightarrow \ell^+ \nu_\ell$ decays and $|V_{cs}|$

We use measurements of the branching fraction  $\mathcal{B}(D_s^+ \rightarrow \mu^+ \nu_\mu)$  from CLEO-c [1295], BaBar [1407], Belle [1408], and BESIII [1402, 1409] to obtain a WA value of

$$\mathcal{B}^{\text{WA}}(D_s^+ \rightarrow \mu^+ \nu_\mu) = (5.43 \pm 0.16) \times 10^{-3}. \quad (313)$$

The WA value for  $\mathcal{B}(D_s^+ \rightarrow \tau^+ \nu_\tau)$  is also calculated from CLEO-c, BaBar, Belle, and BESIII measurements. CLEO-c made separate measurements using  $\tau^+ \rightarrow e^+ \nu_e \bar{\nu}_\tau$  [1410],  $\tau^+ \rightarrow \pi^+ \bar{\nu}_\tau$  [1295], and  $\tau^+ \rightarrow \rho^+ \bar{\nu}_\tau$  decays [1411]; BaBar made separate measurements using  $\tau^+ \rightarrow$

Table 291: Experimental results and world averages for  $\mathcal{B}(D^+ \rightarrow \ell^+ \nu_\ell)$  and  $f_D |V_{cd}|$ . The first uncertainty is statistical and the second is experimental systematic. The third uncertainty in the case of  $f_{D^+} |V_{cd}|$  is due to external inputs (dominated by the uncertainty on  $\tau_D$ ). Here, we take the unconstrained result from CLEO-c.

Mode	$\mathcal{B}$ ( $10^{-4}$ )	$f_D  V_{cd} $ (MeV)	Reference	
$\mu^+ \nu_\mu$	$3.95 \pm 0.35 \pm 0.09$	$47.2 \pm 2.1 \pm 0.5 \pm 0.2$	CLEO-c	[1255]
	$3.71 \pm 0.19 \pm 0.06$	$45.7 \pm 1.2 \pm 0.4 \pm 0.2$	BESIII	[1406]
<b><math>3.77 \pm 0.17 \pm 0.05</math></b>		<b><math>46.1 \pm 1.0 \pm 0.3 \pm 0.2</math></b>	<b>Average</b>	
$\tau^+ \nu_\tau$	$12.0 \pm 2.4 \pm 1.2$	$50.4 \pm 5.0 \pm 2.5 \pm 0.2$	BESIII	[1405]
<b><math>\mu^+ \nu_\mu + \tau^+ \nu_\tau</math></b>		<b><math>46.2 \pm 1.0 \pm 0.3 \pm 0.2</math></b>	<b>Average</b>	
$e^+ \nu_e$	$< 0.088$ at 90% C.L.		CLEO-c	[1255]

4413  $e^+ \nu_e \bar{\nu}_\tau$  and  $\tau^+ \rightarrow \mu^+ \nu_\mu \bar{\nu}_\tau$  decays [1407]; Belle made separate measurements using  $\tau^+ \rightarrow e^+ \nu_e \bar{\nu}_\tau$ ,  
4414  $\tau^+ \rightarrow \mu^+ \nu_\mu \bar{\nu}_\tau$ , and  $\tau^+ \rightarrow \pi^+ \bar{\nu}_\tau$  decays [1408]; and BESIII made measurements using  $\tau^+ \rightarrow$   
4415  $\pi^+ \bar{\nu}_\tau$  [1402, 1409],  $\tau^+ \rightarrow \rho^+ \bar{\nu}_\tau$  [1403] and  $\tau^+ \rightarrow e^+ \nu_e \bar{\nu}_\tau$  [1404] decays. Combining all these  
4416 results and accounting for correlations, we obtain a WA value of

$$\mathcal{B}^{\text{WA}}(D_s^+ \rightarrow \tau^+ \nu_\tau) = (5.33 \pm 0.12) \times 10^{-2}. \quad (314)$$

4417 The ratio of branching fractions is found to be

$$R_{\tau/\mu}^{D_s} = 9.82 \pm 0.36, \quad (315)$$

4418 which is consistent with the ratio expected in the SM.

4419 Taking the average of  $\mathcal{B}^{\text{WA}}(D_s^+ \rightarrow \mu^+ \nu)$  and  $\mathcal{B}^{\text{WA}}(D_s^+ \rightarrow \tau^+ \nu)$  [Eqs. (313) and (314)], and  
4420 using the most recent values for  $m_\tau$ ,  $m_{D_s}$ , and  $\tau_{D_s}$  [9], we calculate the product of the  $D_s$  decay  
4421 constant and  $|V_{cs}|$ . The result is

$$f_{D_s} |V_{cs}| = (245.4 \pm 2.4) \text{ MeV}, \quad (316)$$

4422 where the uncertainty is due to the uncertainties on  $\mathcal{B}^{\text{WA}}(D_s^+ \rightarrow \mu^+ \nu_\mu)$ ,  $\mathcal{B}^{\text{WA}}(D_s^+ \rightarrow \tau^+ \nu_\tau)$ ,  
4423 and the external inputs. All input values and the resulting world average are summarized in  
4424 Table 292 and plotted in Fig. 93 (right). To calculate this average, we take into account cor-  
4425 relations within each experiment<sup>38</sup> for uncertainties related to normalization, tracking, particle  
4426 identification, signal and background parameterizations, and peaking background contributions.

4427 Using the LQCD value for  $f_{D_s}$  from FLAG [Eq. (305)], we calculate the magnitude of the  
4428 CKM matrix element  $V_{cs}$  to be

$$|V_{cs}| = 0.9820 \pm 0.0096 (\text{exp.}) \pm 0.0020 (\text{LQCD}), \quad (317)$$

<sup>38</sup>In the case of BaBar, we use the covariance matrix from the Errata of Ref. [1407].

4429 where the uncertainties are from experiment and from lattice calculations, respectively.

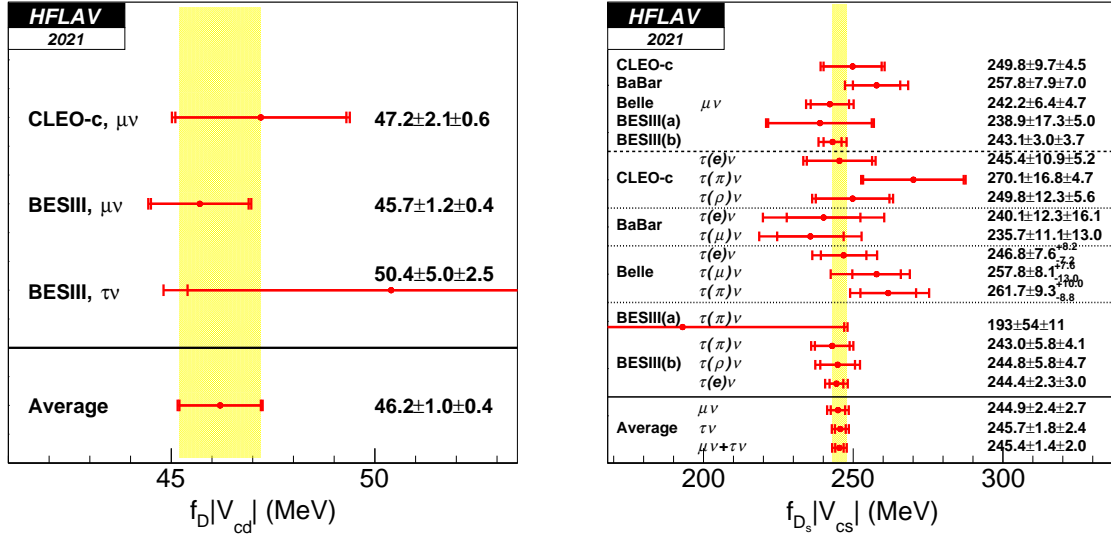


Figure 93: WA values for  $f_D|V_{cd}|$  (left) and  $f_{D_s}|V_{cs}|$  (right). For each point, the first error is statistical and the second error is systematic. BESIII(a) represents results based on  $0.48 \text{ fb}^{-1}$  of data recorded at  $\sqrt{s} = 4.009 \text{ GeV}$  [1409], and BESIII(b) represents results based on  $6.32 \text{ fb}^{-1}$  of data recorded at  $\sqrt{s} = 4.178 - 4.226 \text{ GeV}$  [1402–1404].

### 4430 11.2.3 Comparison with other determinations of $|V_{cd}|$ and $|V_{cs}|$

4431 Table 293 summarizes, and Fig. 94 displays, all determinations of the magnitudes  $|V_{cd}|$  and  
 4432  $|V_{cs}|$ . The table and figure show that, currently, the most precise direct determinations are  
 4433 from leptonic  $D^+$  and  $D_s^+$  decays. The values obtained are in agreement within uncertainties  
 4434 with those obtained from a global fit assuming CKM unitarity [242]. However, there is a  $2.1\sigma$   
 4435 tension for the  $|V_{cs}|$  values determined from leptonic and semileptonic  $D_{(s)}$  decays.

### 4436 11.2.4 Extraction of $D_{(s)}$ meson decay constants

4437 As listed in Table 293 (and plotted in Fig. 94), the values of  $|V_{cs}|$  and  $|V_{cd}|$  can be determined  
 4438 from a global fit of the CKM matrix assuming unitarity [242]. These values can be used to  
 4439 extract the  $D^+$  and  $D_s^+$  decay constants from the world average values of  $f_D|V_{cd}|$  and  $f_{D_s}|V_{cs}|$   
 4440 given in Eqs. (310) and (316). The results are

$$f_D^{\text{exp}} = (205.1 \pm 4.4) \text{ MeV}, \quad (318)$$

$$f_{D_s}^{\text{exp}} = (252.2 \pm 2.5) \text{ MeV}, \quad (319)$$

4441 and the ratio of the decay constants is

$$\frac{f_{D_s}^{\text{exp}}}{f_D^{\text{exp}}} = 1.230 \pm 0.030. \quad (320)$$

4442 These values are in agreement within their uncertainties with the LQCD values given by FLAG  
 4443 [Eqs. (304)–(306)]. The only discrepancy is in the ratio of decay constants; in this case the  
 4444 measurement is higher by  $1.7\sigma$  than the LQCD prediction.



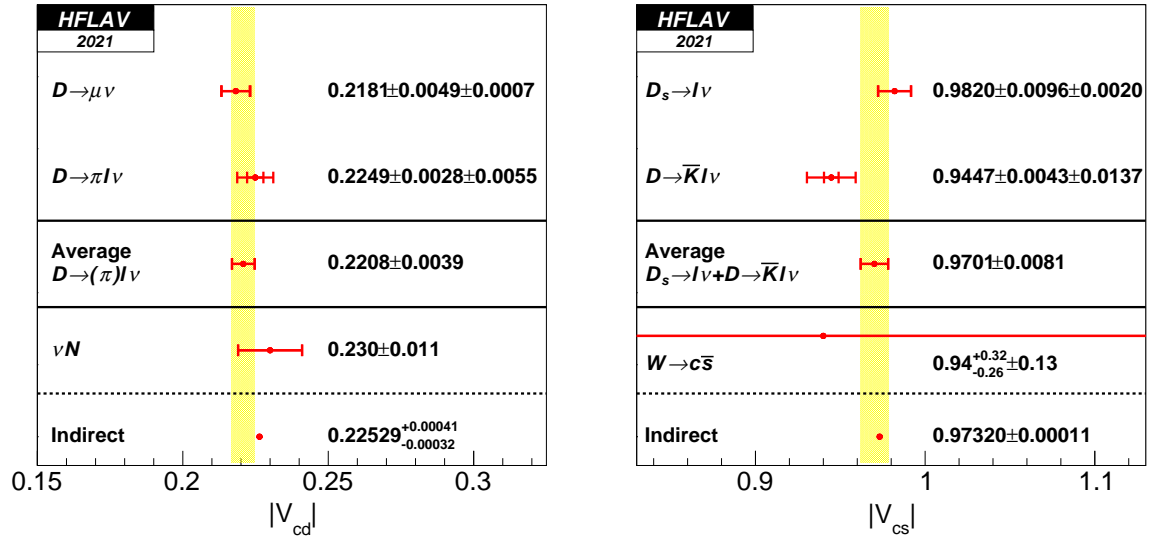


Figure 94: Comparison of magnitudes of CKM matrix elements  $|V_{cd}|$  (left) and  $|V_{cs}|$  (right), as determined from leptonic and semileptonic  $D_{(s)}$  decays. Also listed are results from neutrino scattering, from  $W$  decays, and from a global fit of the CKM matrix assuming unitarity [242].

Table 292: Experimental results and world averages for  $\mathcal{B}(D_s^+ \rightarrow \ell^+ \nu_\ell)$  and  $f_{D_s} |V_{cs}|$ . The first uncertainty is statistical and the second is experimental systematic. The third uncertainty in the case of  $f_{D_s} |V_{cs}|$  is due to external inputs (dominated by the uncertainty on  $\tau_{D_s}$ ). We have adjusted the  $\mathcal{B}(D_s^+ \rightarrow \tau^+ \nu_\tau)$  values quoted by CLEO-c and BaBar to account for the most recent values of  $\mathcal{B}(\tau^+ \rightarrow \pi^+ \bar{\nu}_\tau)$ ,  $\mathcal{B}(\tau^+ \rightarrow \mu^+ \nu_\mu \bar{\nu}_\tau)$ , and  $\mathcal{B}(\tau^+ \rightarrow e^+ \nu_e \bar{\nu}_\tau)$  [9]. CLEO-c and BaBar include the uncertainty in the number of  $D_s$  tags (denominator in the calculation of the branching fraction) in the statistical uncertainty of  $\mathcal{B}$ ; however, we subtract this uncertainty from the statistical one and include it in the systematic uncertainty. When averaging the BESIII results of  $\mathcal{B}(D_s^+ \rightarrow \tau^+ \nu_\tau)$ , small correlations among various measurements have been taken into account.

Mode	$\mathcal{B}$ ( $10^{-2}$ )	$f_{D_s}  V_{cs} $ (MeV)	Reference	
$\mu^+ \nu_\mu$	$0.565 \pm 0.044 \pm 0.020$	$249.8 \pm 9.7 \pm 4.4 \pm 1.0$	CLEO-c	[1295]
	$0.602 \pm 0.037 \pm 0.032$	$257.8 \pm 7.9 \pm 6.9 \pm 1.0$	BaBar	[1407]
	$0.531 \pm 0.028 \pm 0.020$	$242.2 \pm 6.4 \pm 4.6 \pm 1.0$	Belle	[1408]
	$0.517 \pm 0.075 \pm 0.021$	$238.9 \pm 17.3 \pm 4.9 \pm 0.9$	BESIII	[1409]
	$0.535 \pm 0.013 \pm 0.016$	$243.1 \pm 3.0 \pm 3.6 \pm 1.0$	BESIII	[1402]
<b><math>0.543 \pm 0.011 \pm 0.011</math></b>		<b><math>244.9 \pm 2.4 \pm 2.5 \pm 1.0</math></b>	<b>Average</b>	
$\tau^+(e^+) \nu_\tau$	$5.32 \pm 0.47 \pm 0.22$	$245.4 \pm 10.9 \pm 5.1 \pm 1.0$	CLEO-c	[1411]
$\tau^+(\pi^+) \nu_\tau$	$6.47 \pm 0.80 \pm 0.22$	$270.1 \pm 16.8 \pm 4.6 \pm 1.1$	CLEO-c	[1295]
$\tau^+(\rho^+) \nu_\tau$	$5.50 \pm 0.54 \pm 0.24$	$249.8 \pm 12.3 \pm 5.5 \pm 1.0$	CLEO-c	[1410]
$\tau^+ \nu_\tau$	$5.59 \pm 0.32 \pm 0.14$	$251.7 \pm 7.2 \pm 3.2 \pm 1.0$	CLEO-c	
$\tau^+(e^+) \nu_\tau$	$5.09 \pm 0.52 \pm 0.68$	$240.1 \pm 12.3 \pm 16.1 \pm 1.0$	BaBar	[1407]
$\tau^+(\mu^+) \nu_\tau$	$4.90 \pm 0.46 \pm 0.54$	$235.7 \pm 11.1 \pm 13.0 \pm 1.0$		
$\tau^+ \nu_\tau$	$4.96 \pm 0.37 \pm 0.57$	$237.1 \pm 8.8 \pm 13.6 \pm 1.0$	BaBar	
$\tau^+(e^+) \nu_\tau$	$5.38 \pm 0.33^{+0.35}_{-0.31}$	$246.8 \pm 7.6^{+8.1}_{-7.1} \pm 1.0$	Belle	[1408]
$\tau^+(\mu^+) \nu_\tau$	$5.86 \pm 0.37^{+0.34}_{-0.59}$	$257.8 \pm 8.1^{+7.5}_{-13.0} \pm 1.0$		
$\tau^+(\pi^+) \nu_\tau$	$6.05 \pm 0.43^{+0.46}_{-0.40}$	$261.7 \pm 9.3^{+10.0}_{-8.7} \pm 1.0$		
$\tau^+ \nu_\tau$	$5.70 \pm 0.21 \pm 0.31$	$254.1 \pm 4.7 \pm 6.9 \pm 1.0$	Belle	
$\tau^+(\pi^+) \nu_\tau$	$3.28 \pm 1.83 \pm 0.37$	$193 \pm 54 \pm 11 \pm 1$	BESIII	[1409]
$\tau^+(\pi^+) \nu_\tau$	$5.21 \pm 0.25 \pm 0.17$	$243.0 \pm 5.8 \pm 4.0 \pm 1.0$	BESIII	[1402]
$\tau^+(\rho^+) \nu_\tau$	$5.29 \pm 0.25 \pm 0.20$	$244.8 \pm 5.8 \pm 4.6 \pm 1.0$	BESIII	[1403]
$\tau^+(e^+) \nu_\tau$	$5.27 \pm 0.10 \pm 0.12$	$244.4 \pm 2.3 \pm 2.8 \pm 1.0$	BESIII	[1404]
$\tau^+ \nu_\tau$	$5.26 \pm 0.09 \pm 0.11$	$244.1 \pm 2.0 \pm 2.6 \pm 1.0$	BESIII	
<b><math>5.33 \pm 0.08 \pm 0.09</math></b>		<b><math>245.7 \pm 1.8 \pm 2.2 \pm 1.0</math></b>	<b>Average</b>	
<b><math>\mu^+ \nu_\mu + \tau^+ \nu_\tau</math></b>		<b><math>245.4 \pm 1.4 \pm 1.7 \pm 1.0</math></b>	<b>Average</b>	
$e^+ \nu_e$	$< 0.0083$ at 90% C.L.	406	Belle	[1408]

Table 293: Averages of the magnitudes of CKM matrix elements  $|V_{cd}|$  and  $|V_{cs}|$ , as determined from leptonic and semileptonic  $D_{(s)}$  decays. In calculating these averages, we conservatively assume that uncertainties due to LQCD are fully correlated. For comparison, values determined from neutrino scattering, from  $W$  decays, and from a global fit to the CKM matrix assuming unitarity [242] are also listed.

Method	Reference	Value
$ V_{cd} $		
$D \rightarrow \ell \nu_\ell$	This section	$0.2181 \pm 0.0049(\text{exp.}) \pm 0.0007(\text{LQCD})$
$D \rightarrow \pi \ell \nu_\ell$	Section 11.1	$0.2249 \pm 0.0028(\text{exp.}) \pm 0.0055(\text{LQCD})$
$D \rightarrow \ell \nu_\ell$	Average	$0.2208 \pm 0.0040$
$D \rightarrow \pi \ell \nu_\ell$		
$\nu N$	PDG [9]	$0.230 \pm 0.011$
Global CKM Fit	CKMFitter [242]	$0.22636 \pm 0.00048$
$ V_{cs} $		
$D_s \rightarrow \ell \nu_\ell$	This section	$0.9820 \pm 0.0096(\text{exp.}) \pm 0.0020(\text{LQCD})$
$D \rightarrow K \ell \nu_\ell$	Section 11.1	$0.9447 \pm 0.0043(\text{exp.}) \pm 0.0137(\text{LQCD})$
$D_s \rightarrow \ell \nu_\ell$	Average	$0.9701 \pm 0.0081$
$D \rightarrow K \ell \nu_\ell$		
$W \rightarrow c \bar{s}$	PDG [9]	$0.94^{+0.32}_{-0.26} \pm 0.13$
Global CKM Fit	CKMFitter [242]	$0.97320 \pm 0.00011$

### 11.3 Hadronic $D^0$ decays and final state radiation

Measurements of the branching fractions for the decays  $D^0 \rightarrow K^\mp \pi^\pm$ ,  $D^0 \rightarrow \pi^+ \pi^-$ , and  $D^0 \rightarrow K^+ K^-$  have reached sufficient precision to allow averages with  $\mathcal{O}(1\%)$  relative uncertainties. At this precision, final state radiation (FSR) must be treated correctly and consistently across the input measurements for the accuracy of the averages to match the precision. The sensitivity of measurements to FSR arises because of a tail in the distribution of radiated energy that extends to the kinematic limit. The tail beyond  $\sum E_\gamma \approx 30$  MeV causes typical selection variables like the hadronic invariant mass to shift outside the selection range dictated by experimental resolution, as shown in Fig. 95. While the differential rate for the tail is small, the integrated rate amounts to several percent of the total  $h^+ h^- (n\gamma)$  rate because of the tail's extent. The tail therefore translates directly into a several percent loss in experimental efficiency.

All measurements that include an FSR correction have a correction based on the use of PHOTOS [1412–1416] within the experiment's Monte Carlo simulation. PHOTOS itself, however, has evolved, over the period spanning the set of measurements [1415]. In particular, the incorporation of interference between radiation from the two separate mesons has proceeded in stages: it was first available for particle–antiparticle pairs in version 2.00 (1993), extended to any two-body, all-charged, final states in version 2.02 (1999), and further extended to multi-body final states in version 2.15 (2005). The effects of interference are clearly visible, as shown in Figure 95, and cause a roughly 30% increase in the integrated rate into the high energy photon tail. To evaluate the FSR correction incorporated into a given measurement, we must therefore note whether any correction was made, the version of PHOTOS used in correction, and whether the interference terms in PHOTOS were turned on. Also worth noting, an exponentiated multiple-photon mode was introduced in PHOTOS version 2.09, which allows PHOTOS to also simulate photons with low energies; this mode can be switched on or off.

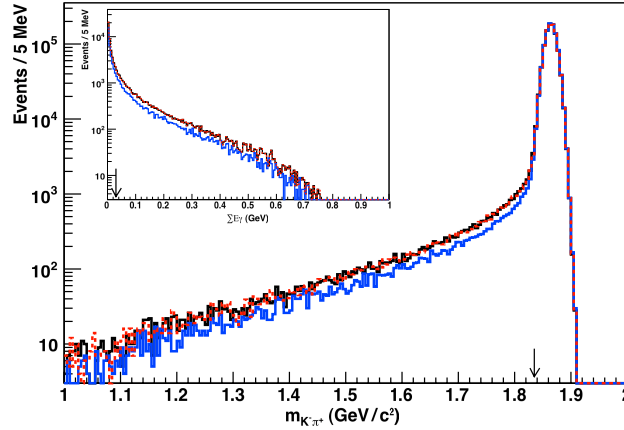


Figure 95: The  $K\pi$  invariant mass distribution for  $D^0 \rightarrow K^- \pi^+ (n\gamma)$  decays. The three curves correspond to three different configurations of PHOTOS for modeling FSR: version 2.02 without interference (blue/grey), version 2.02 with interference (red dashed) and version 2.15 with interference (black). The true invariant mass has been smeared with a typical experimental resolution of  $10 \text{ MeV}/c^2$ . Inset: The corresponding spectrum of total energy radiated per event. The arrow indicates the  $\sum E_\gamma$  value that begins to shift kinematic quantities outside of the range typically accepted in a measurement.

### 11.3.1 Updates to the branching fractions

Before averaging the measured branching fractions, the published results are updated, as necessary, to the FSR prediction of PHOTOS 2.15 with interference included and exponentiated multiple-photon mode turned on. The update will always shift a branching fraction to a higher value: with no FSR correction or an FSR correction suboptimally modeled, the experimental efficiency determination will be biased high, and therefore the branching fraction will be biased low.

Most of the branching fraction analyses used the kinematic quantity sensitive to FSR in the candidate selection criteria. For the analyses at the  $\psi(3770)$ , this variable was  $\Delta E$ , the difference between the candidate  $D^0$  energy and the beam energy (*e.g.*,  $E_K + E_\pi - E_{\text{beam}}$  for  $D^0 \rightarrow K^-\pi^+$ ). In the remainder of the analyses, the relevant quantity was the reconstructed hadronic two-body mass  $m_{h^+h^-}$ . To make an FSR correction, we need to evaluate the fraction of decays that FSR moves outside of the range accepted for the analysis. The corrections were evaluated using an event generator (EVTGEN [1417,1418]) that incorporates PHOTOS to simulate the portions of the decay process most relevant to the correction.

We compared corrections determined both with and without smearing to account for experimental resolution; for the analyses using  $m_{h^+h^-}$  as the kinematic quantity sensitive to FSR, the differences were negligible, typically of  $\mathcal{O}(1\%)$  of the correction itself. The immunity of the correction to resolution effects comes about because most of the long FSR-induced tail in the  $m_{h^+h^-}$  distribution resides well away from the selection boundaries. The smearing from resolution, on the other hand, mainly affects the distribution of events right at the boundary. For the analyses using  $\Delta E$  however, events with low energy photons are found to substantially move events across the selection boundary; thus PHOTOS versions with exponentiated multiple-photon mode turned on and off, respectively, can give substantially different FSR corrections. In the case that this mode is on, smearing of the events with low energy photons increases the amount of the FSR correction by about 10%. This is well within the uncertainty on the FSR correction, as discussed later in this section, and thus ignored.

For measurements incorporating an FSR correction that did not include interference and/or use exponentiated multiple-photon mode, we update by assessing the FSR-induced efficiency loss for both the PHOTOS version and configuration used in the analysis and our nominal version 2.15 (with interference included and exponentiated multiple-photon mode turned on). For measurements that published their sensitivity to FSR, our generator-level predictions for the original efficiency loss agreed to within a few percent of the correction. This agreement lends additional credence to the procedure.

Once the event loss from FSR in the most sensitive kinematic quantity is accounted for, the event loss in other quantities is typically very small. For example, analyses using  $D^{*+}$  tags show very little sensitivity to FSR in the reconstructed  $D^{*+} - D^0$  mass difference, *i.e.*, in  $m_{h^+h^-\pi^+} - m_{h^+h^-}$ . In this case, the effect of FSR tends to cancel in the difference of reconstructed masses. In the  $\psi(3770)$  analyses, the beam-constrained mass distributions (*e.g.*,  $\sqrt{E_{\text{beam}}^2 - |\vec{p}_K + \vec{p}_\pi|^2}$ ) have some sensitivity, but provide negligible independent sensitivity after the  $\Delta E$  selection.

The FOCUS [1419] analysis of the branching fraction ratios  $\mathcal{B}(D^0 \rightarrow \pi^+\pi^-)/\mathcal{B}(D^0 \rightarrow K^-\pi^+)$  and  $\mathcal{B}(D^0 \rightarrow K^+K^-)/\mathcal{B}(D^0 \rightarrow K^-\pi^+)$  obtained yields using fits to the two-body mass distributions. FSR will both distort the low end of the signal mass peak, and will contribute a signal component to the low side tail used to estimate the background. The fitting procedure is not sensitive to signal events out in the FSR tail, which would be counted as part of the

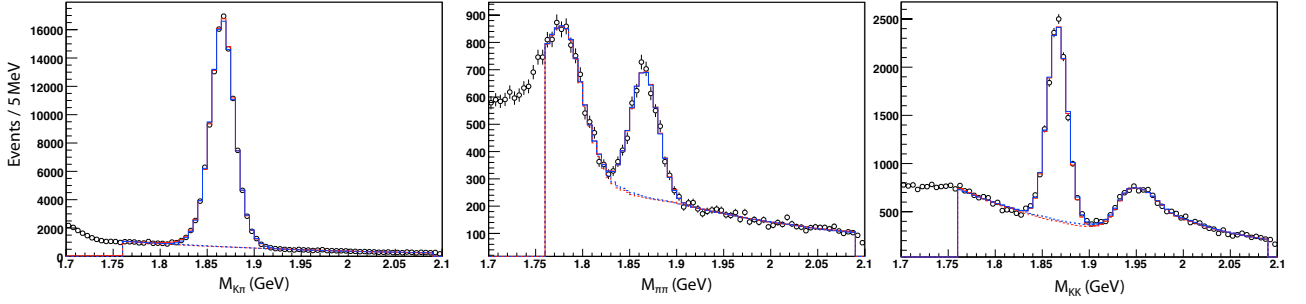


Figure 96: FOCUS data (dots), original fits (blue) and toy MC parameterization (red) for  $D^0 \rightarrow K^-\pi^+$  (left),  $D^0 \rightarrow \pi^+\pi^-$  (center), and  $D^0 \rightarrow \pi^+\pi^-$  (right).

background.

A more complex toy Monte Carlo procedure was required to analyze the effect of FSR on the fitted yields, which were published with no FSR corrections applied. Determining the update involved an iterative procedure in which samples of similar size to the FOCUS sample were generated and then fit using the FOCUS signal and background parameterizations. The MC parameterizations were tuned based on differences between the fits to the toy MC data and the FOCUS fits, and the procedure was repeated. These steps were iterated until the fit parameters matched the original FOCUS parameters.

The toy MC samples for the first iteration were based on the generator-level distributions of  $m_{K^-\pi^+}$ ,  $m_{\pi^+\pi^-}$ , and  $m_{K^+K^-}$ , including the effects of FSR, smeared according to the original FOCUS resolution function, and on backgrounds generated using the parameterization from the final FOCUS fits. For each iteration, 400 to 1600 individual data-sized samples were generated and fit. The central values of the parameters from these fits determined the corrections to the generator parameters for the following iteration. The ratio between the number of signal events generated and the final signal yield provides the required FSR correction in the final iteration. Only a few iterations were required in each mode. Figure 96 shows the FOCUS data, the published FOCUS fits, and the final toy MC parameterizations. The toy MC provides an excellent description of the data.

The corrections obtained to the individual FOCUS yields were  $1.0298 \pm 0.0001$  for  $K^-\pi^+$ ,  $1.062 \pm 0.001$  for  $\pi^+\pi^-$ , and  $1.0183 \pm 0.0003$  for  $K^+K^-$ . These corrections tend to cancel in the branching ratios, leading to corrections (update shifts) of  $1.031 \pm 0.001$  (3.10%) for  $\mathcal{B}(D^0 \rightarrow \pi^+\pi^-)/\mathcal{B}(D^0 \rightarrow K^-\pi^+)$ , and  $0.9888 \pm 0.0003$  (-1.12%) for  $\mathcal{B}(D^0 \rightarrow K^+K^-)/\mathcal{B}(D^0 \rightarrow K^-\pi^+)$ .

Table 294 summarizes the updated branching fractions. The published FSR-related modeling uncertainties have been replaced with a new, common estimate; this estimate is based on the assumption that the dominant uncertainty in the FSR corrections comes from the fact that the mesons are treated as structureless particles. No contributions from structure-dependent terms in the decay process (*e.g.*, radiation from individual quarks) are included in PHOTOS. Internal studies performed by various experiments have indicated that in  $K\pi$  decays, the PHOTOS corrections agree with data at the 20-30% level. We therefore attribute a 25% uncertainty to the (updated) FSR correction from potential structure-dependent contributions. For the other two modes, the only difference in structure is the final state valence quark content. While radiative corrections typically enter with a  $1/M$  dependence, the additional contribution from the structure terms enters on a time scale shorter than the hadronization time scale. Thus,

Table 294: The experimental measurements relating to  $\mathcal{B}(D^0 \rightarrow K^-\pi^+)$ ,  $\mathcal{B}(D^0 \rightarrow \pi^+\pi^-)$ , and  $\mathcal{B}(D^0 \rightarrow K^+K^-)$  after updating them to the common version and configuration of PHOTOS. The uncertainties are statistical and total systematic, with the FSR-related systematic estimated in this procedure shown in parentheses. Also listed are the percent shifts in the results from those with the original correction (if any), in the case an update is applied here, as well as the original PHOTOS and interference configuration for each publication.

Experiment (acronym)	Result (rescaled)	Update shift [%]	PHOTOS
$D^0 \rightarrow K^-\pi^+$			
BES III 18 (BE18) [1420]	$3.931 \pm 0.006 \pm 0.067(44)\%$	1.25	2.03/Yes
CLEO-c 14 (CC14) [1259]	$3.934 \pm 0.021 \pm 0.061(31)\%$	–	2.15/Yes
<i>BABAR</i> 07 (BA07) [1421]	$4.035 \pm 0.037 \pm 0.074(24)\%$	0.69	2.02/No
CLEO II 98 (CL98) [1422]	$3.917 \pm 0.154 \pm 0.167(27)\%$	2.80	none
ALEPH 97 (AL97) [1423]	$3.931 \pm 0.091 \pm 0.124(27)\%$	0.79	2.0/No
ARGUS 94 (AR94) [1424]	$3.490 \pm 0.123 \pm 0.287(20)\%$	2.33	none
CLEO II 93 (CL93) [1425]	$3.965 \pm 0.080 \pm 0.171(13)\%$	0.38	2.0/No
ALEPH 91 (AL91) [1426]	$3.733 \pm 0.351 \pm 0.455(28)\%$	3.12	none
$D^0 \rightarrow \pi^+\pi^-$			
BES III 18 [1420]	$0.1529 \pm 0.0018 \pm 0.0032(23)\%$	1.39	2.03/Yes
$D^0 \rightarrow \pi^+\pi^-/D^0 \rightarrow K^-\pi^+$			
CLEO-c 10 (CC10) [1256]	$0.0370 \pm 0.0006 \pm 0.0009(02)$	–	2.15/Yes
CDF 05 (CD05) [1427]	$0.03594 \pm 0.00054 \pm 0.00043(15)$	–	2.15/Yes
FOCUS 02 (FO02) [1419]	$0.0364 \pm 0.0012 \pm 0.0006(02)$	3.10	none
$D^0 \rightarrow K^+K^-$			
BES III 18 [1420]	$0.4271 \pm 0.0021 \pm 0.0069(27)\%$	0.89	2.03/Yes
$D^0 \rightarrow K^+K^-/D^0 \rightarrow K^-\pi^+$			
CLEO-c 10 [1256]	$0.1041 \pm 0.0011 \pm 0.0012(03)$	–	2.15/Yes
CDF 05 [1427]	$0.0992 \pm 0.0011 \pm 0.0012(01)$	–	2.15/Yes
FOCUS 02 [1419]	$0.0982 \pm 0.0014 \pm 0.0014(01)$	–1.12	none

this contribution corresponds to  $M \sim \Lambda_{\text{QCD}}$  rather than that of the quark masses and would be the same for all three modes. We make this assumption when treating the correlations among measurements. We also assume that the PHOTOS amplitudes and any missing structure amplitudes interfere constructively. The uncertainties largely cancel in the branching fraction ratios. For the final average branching fractions, the FSR uncertainty on  $K\pi$  is as large as the uncertainty due to other systematic effects. Note that because of the relative sizes of FSR in the different modes, the  $\pi\pi/K\pi$  branching ratio uncertainty from FSR is positively correlated with that for the  $K\pi$  branching fraction, while the  $KK/K\pi$  branching ratio FSR uncertainty is negatively correlated.

The  $\mathcal{B}(D^0 \rightarrow K^-\pi^+)$  measurement of reference [1428] (CLEO II), the  $\mathcal{B}(D^0 \rightarrow \pi^+\pi^-)/\mathcal{B}(D^0 \rightarrow K^-\pi^+)$  measurements of references [1278] (E791) and [1221] (CLEO II.V), and the  $\mathcal{B}(D^0 \rightarrow K^+K^-)/\mathcal{B}(D^0 \rightarrow K^-\pi^+)$  measurement of reference [1221] are excluded from the branching fraction averages presented here. These measurements appear not to have incorporated any FSR corrections, and insufficient information is available to determine the 2-3% update shifts

4561 that would be required.

### 4562 11.3.2 Average branching fractions for $D^0 \rightarrow K^- \pi^+$ , $D^0 \rightarrow \pi^+ \pi^-$ and $D^0 \rightarrow K^+ K^-$

4563 The average branching fractions for  $D^0 \rightarrow K^- \pi^+$ ,  $D^0 \rightarrow \pi^+ \pi^-$  and  $D^0 \rightarrow K^+ K^-$  decays are  
 4564 obtained from a single  $\chi^2$  minimization procedure, in which the three branching fractions are  
 4565 floating parameters. The central values are obtained from a fit in which the full covariance  
 4566 matrix, accounting for all statistical, systematic (excluding FSR), and FSR measurement un-  
 4567 certainties, is used. Table 295 presents the correlation matrix for this nominal fit. We then  
 4568 obtain the three reported uncertainties on those central values as follows: The statistical un-  
 4569 certainties are obtained from a fit using only the statistical covariance matrix. The systematic  
 4570 uncertainties are obtained by subtracting (in quadrature) the statistical uncertainties from the  
 4571 uncertainties determined via a fit using a covariance matrix that accounts for both statistical  
 4572 and systematic measurement uncertainties. The FSR uncertainties are obtained by subtracting  
 4573 (in quadrature) the uncertainties determined via a fit using a covariance matrix that accounts  
 4574 for both statistical and systematic measurement uncertainties from the uncertainties determined  
 4575 via the fit using the full covariance matrix.

4576 In forming the full covariance matrix, the FSR uncertainties are treated as fully correlated  
 4577 (or anti-correlated) as described above. For the covariance matrices involving systematic mea-  
 4578 surement uncertainties, ALEPH's systematic uncertainties in the  $\theta_{D^*}$  parameter are treated as  
 4579 fully correlated between the ALEPH 97 and ALEPH 91 measurements. Similarly, the tracking  
 4580 efficiency uncertainties in the CLEO II 98 and the CLEO II 93 measurements are treated as  
 4581 fully correlated. For the three BES III 18 results, both tracking and particle identification effi-  
 4582 ciencies for any particles shared between decay modes are treated as fully correlated. Finally,  
 4583 the BES III 18 results also have a fully correlated statistical dependence on the number of  
 4584  $D^0 \bar{D}^0$  pairs produced.

4585 The averaging procedure results in a final  $\chi^2$  of 36.0 for 13 (16 - 3) degrees of freedom  
 4586 ( $p$ -value =  $5.9 \times 10^{-4}$ ). The branching fractions obtained are

$$\mathcal{B}(D^0 \rightarrow K^- \pi^+) = (3.999 \pm 0.006 \pm 0.031 \pm 0.032) \%, \quad (321)$$

$$\mathcal{B}(D^0 \rightarrow \pi^+ \pi^-) = (0.1490 \pm 0.0012 \pm 0.0015 \pm 0.0019) \%, \quad (322)$$

$$\mathcal{B}(D^0 \rightarrow K^+ K^-) = (0.4113 \pm 0.0017 \pm 0.0041 \pm 0.0025) \%. \quad (323)$$

4587 The uncertainties, estimated as described above, are statistical, systematic (excluding FSR),  
 4588 and FSR modeling. The correlation coefficients from the fit using the total uncertainties are

	$K^- \pi^+$	$\pi^+ \pi^-$	$K^+ K^-$
4589 $K^- \pi^+$	1.00	0.77	0.76
$\pi^+ \pi^-$	0.77	1.00	0.58
$K^+ K^-$	0.76	0.58	1.00

4590 These results are explained in detail as follows. As Fig. 97 shows, the average value for  
 4591  $\mathcal{B}(D^0 \rightarrow K^- \pi^+)$  and the input branching fractions agree very well. For the  $\mathcal{B}(D^0 \rightarrow K^- \pi^+)$   
 4592 measurements only, the partial  $\chi^2$  is 4.9 in the final fit. With the estimated uncertainty in  
 4593 the FSR modeling used here, the FSR uncertainty dominates the statistical uncertainty in  
 4594 the average, suggesting that experimental work in the near future should focus on verification  
 4595 of FSR with  $\sum E_\gamma \gtrsim 100$  MeV. Note that the systematic uncertainty excluding FSR has



Table 295: The correlation matrix corresponding to the full covariance matrix. Subscripts  $h \in \{\pi, K\}$  denote which of the  $D^0 \rightarrow h^+ h^-$  decay results from a single experiment is represented in that row or column.

	BE18	CC14	BA07	CL98	AL97	AR94	CL93	AL91	BE18 <sub><math>\pi</math></sub>	CC10 <sub><math>\pi</math></sub>	CD05 <sub><math>\pi</math></sub>	FO02 <sub><math>\pi</math></sub>	BE18 <sub><math>K</math></sub>	CC10 <sub><math>K</math></sub>	CD05 <sub><math>K</math></sub>	FO02 <sub><math>K</math></sub>
BE18	1.0000	0.3143	0.1897	0.0777	0.1148	0.0419	0.0450	0.0319	0.6534	0.0930	0.1401	0.0948	0.5839	-0.1153	-0.0437	-0.0259
CC14	0.3143	1.0000	0.1394	0.0571	0.0844	0.0308	0.0331	0.0234	0.3023	0.0683	0.1029	0.0697	0.1788	-0.0847	-0.0321	-0.0191
BA07	0.1897	0.1394	1.0000	0.0345	0.0509	0.0186	0.0200	0.0141	0.1825	0.0413	0.0621	0.0421	0.1079	-0.0511	-0.0194	-0.0115
CL98	0.0777	0.0571	0.0345	1.0000	0.0209	0.0076	0.0082	0.0058	0.0748	0.0169	0.0255	0.0172	0.0442	-0.0209	-0.0079	-0.0047
AL97	0.1148	0.0844	0.0509	0.0209	1.0000	0.0112	0.0121	0.1156	0.1104	0.0250	0.0376	0.0254	0.0653	-0.0309	-0.0117	-0.0070
AR94	0.0419	0.0308	0.0186	0.0076	0.0112	1.0000	0.0044	0.0031	0.0403	0.0091	0.0137	0.0093	0.0238	-0.0113	-0.0043	-0.0025
CL93	0.0450	0.0331	0.0200	0.0082	0.0121	0.0044	1.0000	0.0034	0.0433	0.0098	0.0147	0.0100	0.0256	-0.0121	-0.0046	-0.0027
AL91	0.0319	0.0234	0.0141	0.0058	0.1156	0.0031	0.0034	1.0000	0.0306	0.0069	0.0104	0.0071	0.0181	-0.0086	-0.0033	-0.0019
BE18 <sub><math>\pi</math></sub>	0.6534	0.3023	0.1825	0.0748	0.1104	0.0403	0.0433	0.0306	1.0000	0.0895	0.1347	0.0912	0.4334	-0.1109	-0.0421	-0.0249
CC10 <sub><math>\pi</math></sub>	0.0930	0.0683	0.0413	0.0169	0.0250	0.0091	0.0098	0.0069	0.0895	1.0000	0.0305	0.0206	0.0529	-0.0251	-0.0095	-0.0056
CD05 <sub><math>\pi</math></sub>	0.1401	0.1029	0.0621	0.0255	0.0376	0.0137	0.0147	0.0104	0.1347	0.0305	1.0000	0.0310	0.0797	-0.0378	-0.0143	-0.0085
FO02 <sub><math>\pi</math></sub>	0.0948	0.0697	0.0421	0.0172	0.0254	0.0093	0.0100	0.0071	0.0912	0.0206	0.0310	1.0000	0.0539	-0.0255	-0.0097	-0.0057
BE18 <sub><math>K</math></sub>	0.5839	0.1788	0.1079	0.0442	0.0653	0.0238	0.0256	0.0181	0.4334	0.0529	0.0797	0.0539	1.0000	-0.0656	-0.0249	-0.0148
CC10 <sub><math>K</math></sub>	-0.1153	-0.0847	-0.0511	-0.0209	-0.0309	-0.0113	-0.0121	-0.0086	-0.1109	-0.0251	-0.0378	-0.0255	-0.0656	1.0000	0.0118	0.0070
CD05 <sub><math>K</math></sub>	-0.0437	-0.0321	-0.0194	-0.0079	-0.0117	-0.0043	-0.0046	-0.0033	-0.0421	-0.0095	-0.0143	-0.0097	-0.0249	0.0118	1.0000	0.0027
FO02 <sub><math>K</math></sub>	-0.0259	-0.0191	-0.0115	-0.0047	-0.0070	-0.0025	-0.0027	-0.0019	-0.0249	-0.0056	-0.0085	-0.0057	-0.0148	0.0070	0.0027	1.0000

Table 296: Evolution of the  $D^0 \rightarrow K^- \pi^+$  branching fraction from a fit with no FSR updates or correlations (similar to the average in the PDG 2020 update [9]) to the nominal fit presented here.

Modes fit	Description	$\mathcal{B}(D^0 \rightarrow K^- \pi^+)$ (%)	$\chi^2/(\text{deg. of freedom})$
$K^- \pi^+$	PDG 2020 [9] equivalent	$3.910 \pm 0.006 \pm 0.033$	$5.1/(9 - 1) = 0.64$
$K^- \pi^+$	drop Ref. [1428]	$3.913 \pm 0.006 \pm 0.033$	$5.1/(8 - 1) = 0.73$
$K^- \pi^+$	add FSR updates	$3.948 \pm 0.006 \pm 0.032 \pm 0.019$	$3.5/(8 - 1) = 0.50$
$K^- \pi^+$	add FSR correlations	$3.949 \pm 0.006 \pm 0.032 \pm 0.033$	$3.7/(8 - 1) = 0.53$
all	add CLEO-c, CDF, and FOCUS $h^+ h^-$	$3.956 \pm 0.006 \pm 0.032 \pm 0.033$	$11.1/(14 - 3) = 1.01$
all	add BES III $h^+ h^-$	$3.999 \pm 0.006 \pm 0.031 \pm 0.032$	$36.0/(16 - 3) = 2.77$

now approached the level of the FSR uncertainty; in the most precise measurements of these branching fractions, the competing uncertainty is the uncertainty on the tracking efficiency.

The  $\mathcal{B}(D^0 \rightarrow K^+ K^-)$  and  $\mathcal{B}(D^0 \rightarrow \pi^+ \pi^-)$  measurements inferred from the branching ratio measurements do not agree as well (Fig. 98). There is some tension among the results when all measurements related to  $\mathcal{B}(D^0 \rightarrow K^+ K^-)$  and  $\mathcal{B}(D^0 \rightarrow \pi^+ \pi^-)$  are included in the average together. For the measurements related to  $\mathcal{B}(D^0 \rightarrow K^+ K^-)$  [ $\mathcal{B}(D^0 \rightarrow \pi^+ \pi^-)$ ] only, the partial  $\chi^2$  is 15.7 [6.0] in the final fit.

The  $\mathcal{B}(D^0 \rightarrow K^- \pi^+)$  average obtained here is approximately two standard deviations higher than the PDG 2020 update average [9]. Table 296 shows the evolution from a fit similar to the PDG fit (no FSR updates or correlations, reference [1428] included) to the average presented here. There are three main contributions to the difference. The branching fraction in reference [1428] is low, and its exclusion shifts the result upwards. A subsequently larger shift (+0.035%) is due to the FSR updates, which as expected shift the result upwards. The largest shift (+0.050%) occurs as all of the measurements related to  $\mathcal{B}(D^0 \rightarrow K^+ K^-)$  and  $\mathcal{B}(D^0 \rightarrow \pi^+ \pi^-)$  are included in the average together with the  $\mathcal{B}(D^0 \rightarrow K^- \pi^+)$  measurements.

### 11.3.3 Average branching fraction for $D^0 \rightarrow K^+ \pi^-$

There is no reason to presume that the effects of FSR should be different in  $D^0 \rightarrow K^+ \pi^-$  and  $D^0 \rightarrow K^- \pi^+$  decays, as both decay to one charged kaon and one charged pion; indeed, for the same version of PHOTOS the FSR simulations of these decays are identical. Measurements of the relative branching fraction ratio between the doubly Cabibbo-suppressed decay  $D^0 \rightarrow K^+ \pi^-$  and the Cabibbo-favored decay  $D^0 \rightarrow K^- \pi^+$  ( $R_D$ , determined in Section 10.1) have now approached  $\mathcal{O}(1\%)$  relative uncertainties. This makes it worthwhile to combine our  $R_D$  average with the  $\mathcal{B}(D^0 \rightarrow K^- \pi^+)$  average obtained in Eq. (321), to provide a measurement of the branching fraction:

$$\mathcal{B}(D^0 \rightarrow K^+ \pi^-) = (1.372 \pm 0.017) \times 10^{-4}. \quad (324)$$

Note that, by definition of  $R_D$ , these branching fractions do not include any contribution from Cabibbo-favored  $\bar{D}^0 \rightarrow K^+ \pi^-$  decays. Our result is more precise than the PDG 2020 value of  $(1.364 \pm 0.026) \times 10^{-4}$  [9] due to our using a more precise value for the ratio  $R_D$  (obtained from a global fit to a range of mixing data, see Section 10.1).

#### 11.3.4 Consideration of PHOTOS++

The versions of PHOTOS that existing measurements were performed with are now well over a decade out of date. The newest version, PHOTOS++ 3.61 [1429], is now fully based on C++ instead of the original FORTRAN. None of the measurements used in our branching fraction averages use PHOTOS++, so we have not yet undertaken an effort to update all results to this newest version. However, at this time it is worth continuing our procedure to evaluate whether there is any continued low bias in the the branching fractions, due to sub-optimal modeling of FSR.

We find that the FSR spectra for PHOTOS 2.15, with interference included and exponentiated multiple-photon mode turned on, and PHOTOS++ (in its default mode) are compatible. The distributions of  $m_{K\pi}$  for simulated  $D$  mesons from  $B \rightarrow D^*X$  decays produced at  $\Upsilon(4S)$  threshold are nearly identical. As an example, the *BABAR* 07 selection criteria was applied to decays simulated with PHOTOS++ and our nominal version of PHOTOS 2.15; both produce identical FSR corrections to within 0.01%.

The distributions of  $\Delta E$  for simulated  $D$  mesons produced at  $\psi(3770)$  threshold also are nearly identical. As an example, for the BES III 18  $D^0 \rightarrow K^-\pi^+$ ,  $D^0 \rightarrow \pi^+\pi^-$ , and  $D^0 \rightarrow K^+K^-$  branching fraction results, the additional update shifts required to correct from our nominal version of PHOTOS 2.15 to PHOTOS++ are less than or equal to 0.02%. However, if smearing is applied with the BES III 18  $\Delta E$  resolution, while the update for  $D^0 \rightarrow K^-\pi^+$  remains negligible, the update shifts for  $D^0 \rightarrow \pi^+\pi^-$  and  $D^0 \rightarrow K^+K^-$  are modest at  $-0.25\%$  and  $0.19\%$ , respectively; this level of shifts are well within the systematic uncertainty of our averages.

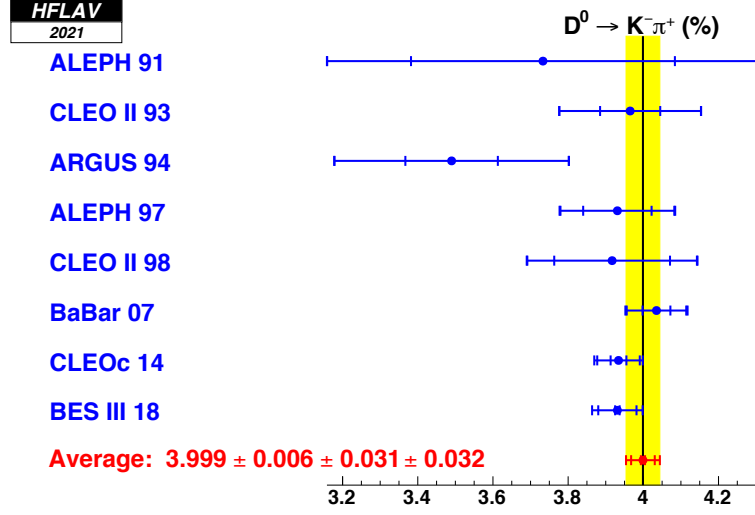


Figure 97: Comparison of measurements of  $\mathcal{B}(D^0 \rightarrow K^- \pi^+)$  (blue) with the average branching fraction obtained here (red, and yellow band). For these measurements only, the partial  $\chi^2$  is 4.9 in the final fit.

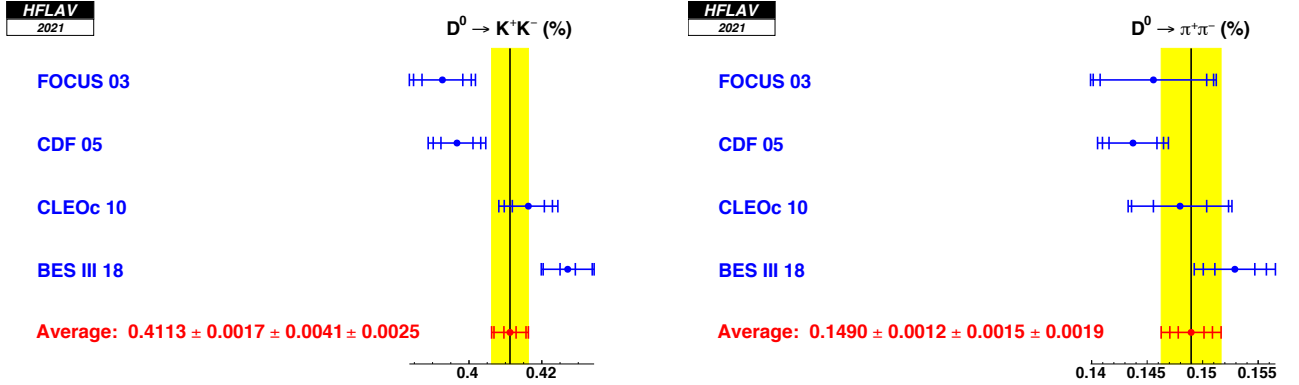


Figure 98: The  $\mathcal{B}(D^0 \rightarrow K^+ K^-)$  (left) and  $\mathcal{B}(D^0 \rightarrow \pi^+ \pi^-)$  (right) values obtained either from absolute measurements or by scaling the measured branching ratios with the  $\mathcal{B}(D^0 \rightarrow K^- \pi^+)$  branching fraction average obtained here. For the measurements (blue points), the error bars correspond to the statistical, systematic and either the  $K\pi$  normalization uncertainties or, in case of an absolute measurement, the FSR modeling uncertainty. The average obtained here (red point, yellow band) lists the statistical, systematics excluding FSR, and the FSR systematic. For the measurements related to  $\mathcal{B}(D^0 \rightarrow K^+ K^-)$  [ $\mathcal{B}(D^0 \rightarrow \pi^+ \pi^-)$ ] only, the partial  $\chi^2$  is 15.7 [6.0] in the final fit.

## 11.4 Excited $D_{(s)}$ mesons

Excited “open” charm mesons have received increased attention since the first observation of low mass, narrow  $D_{sJ}$  states that were inconsistent with QCD predictions [1430–1433]. Their properties can be measured in both prompt analyses as well as in amplitude analyses of multi-body  $B$  decays. Tables 297, 298, and 299 summarize the measurements of masses and widths of excited  $D$  and  $D_s$  states. If a preferred assignment of spin and parity was measured, it is listed in the column  $J^P$ , where the label “natural” denotes  $P = (-1)^J$  ( $J^P = 0^+, 1^-, 2^+ \dots$ ) and “unnatural” denotes  $P = (-1)^{J+1}$  ( $J^P = 0^-, 1^+, 2^- \dots$ ). In some studies, it was possible to identify only whether the state has natural or unnatural spin-parity, but not the values of the quantum numbers.

For states in which multiple measurements are available, an average mass and width are calculated; these are listed in the grey shaded rows. For simplicity, when calculating averages we neglect possible correlations among individual measurements. All averaged masses and widths are summarized in Figure 99. The resonances listed in the tables and figures are as they appear in the respective publications. In some cases, it is unclear whether separately listed states are in fact distinct or are the same resonance. An example is the  $D_1^*(2680)^0$  state [1445], which has parameters close to those of the  $D^*(2650)^0$ . Further measurements are needed to resolve these ambiguities. Additionally, subsequent measurements can change the average value such as to change the relative masses of states, which may be in contradiction with the naming. An example is the  $D_1(2430)^0$  state, whose average mass has been lowered by the latest LHCb measurement [1436] to become smaller than the average mass of the  $D_1(2420)$  states.

The masses and widths of narrow ( $\Gamma < 50$  MeV) orbitally excited  $D$  mesons (1P states), both neutral and charged, are well-established. Measurements of broad states ( $\Gamma \sim 200$ – $400$  MeV) are less abundant, as identifying the signal is more challenging. The measured masses and widths, as well as the  $J^P$  values, are in agreement with theoretical predictions based on potential models [527, 1468–1470].

The spectroscopic assignment of heavier states remains less clear. Further theoretical studies suggest the identity of some 2S and 1D states [1471, 1472] and tentatively discuss possible 1F, 3S and 2P states. Possible new states to be found in the future are suggested in Refs. [1472], [1473]. Following precise measurements from LHCb, recent studies based on unitarized chiral perturbation theory and lattice QCD propose a two-pole structure of the  $D^*(2400)^0$  and predict the existence of a lighter state  $D^*(2100)^0$  [1474, 1475].

Tables 300, 301 and 302 summarize branching fractions of  $B$  meson decays to excited  $D$  and  $D_s$  states, respectively. The measurements listed are the products of the  $B$  meson branching fraction and the daughter  $D$  meson branching fraction. It is notable that the branching fractions for  $B$  mesons decaying to a narrow  $D^*$  state and a pion are similar for charged and neutral  $B$  initial states, while the branching fractions to a broad  $D^*$  state and  $\pi^+$  are much larger for  $B^+$  than for  $B^0$ . This may be due to the fact that color-suppressed amplitudes contribute only to the  $B^+$  decay and not to the  $B^0$  decay (for a theoretical discussion, see Refs. [1476, 1477]). Values for the branching fractions of the  $D$  mesons are difficult to extract due to the unknown (and difficult to calculate)  $B \rightarrow D^* X$  branching fractions.

The discoveries of the  $D_{s0}^*(2317)^\pm$  and  $D_{s1}(2460)^\pm$  have triggered increased interest in properties of, and searches for, excited  $D_s$  mesons. While the masses and widths of the  $D_{s1}(2536)^\pm$  and  $D_{s2}^*(2573)^\pm$  states are in relatively good agreement with potential model predictions, the masses of the  $D_{s0}^*(2317)^\pm$  and  $D_{s1}(2460)^\pm$  states are significantly lower than ex-

Table 297: Measurements of masses and widths for excited  $D$  mesons. The column  $J^P$  lists the assignment of spin and parity. If possible, an average mass or width is calculated. Table 1 of 2.

Resonance	$J^P$	Decay mode	Mass [MeV/ $c^2$ ]	Width [MeV]	Measured by	Reference
$D_0^*(2400)^0$	$0^+$	$D^+\pi^-$	$2297 \pm 8 \pm 20$	$273 \pm 12 \pm 48$	BABAR	[777]
		$D^+\pi^-$	$2308 \pm 17 \pm 32$	$276 \pm 21 \pm 63$	Belle	[778]
		$D^+\pi^-$	$2407 \pm 21 \pm 35$	$240 \pm 55 \pm 59$	FOCUS	[1434]
			$2318.2 \pm 16.9$	$267.4 \pm 35.6$	Our average	
$D_0^*(2400)^\pm$	$0^+$	$D^0\pi^+$	$2360 \pm 15 \pm 12 \pm 28$	$255 \pm 26 \pm 20 \pm 47$	LHCb	[1435]
		$D^0\pi^+$	$2349 \pm 6 \pm 1 \pm 4$	$217 \pm 13 \pm 5 \pm 12$	LHCb	[658]
		$D^0\pi^+$	$2403 \pm 14 \pm 35$	$283 \pm 24 \pm 34$	FOCUS( $m$ & $\Gamma$ ) + Belle( $J^P$ )	[649]
			$2351.3 \pm 7.0$	$229.9 \pm 16.1$	Our average	
$D_1(2420)^0$	$1^+$	$D^{*+}\pi^-$	$2424.8 \pm 0.1 \pm 0.7$	$33.6 \pm 0.3 \pm 2.7$	LHCb	[1436]
		$D^{*+}\pi^-$	$2419.6 \pm 0.1 \pm 0.7$	$35.2 \pm 0.4 \pm 0.9$	LHCb	[1327]
		$D^{*+}\pi^-$	$2423.1 \pm 1.5^{+0.4}_{-0.7}$	$38.8 \pm 5^{+1.9}_{-5.4}$	ZEUS	[1437]
		$D^{*+}\pi^-$	$2420.1 \pm 0.1 \pm 0.8$	$31.4 \pm 0.5 \pm 1.3$	BABAR	[1326]
		$D^{*+}\pi^-$		$20 \pm 1.7 \pm 1.3$	CDF	[1438]
		$D^{*+}\pi^-$	$2421.4 \pm 1.5 \pm 0.9$	$23.7 \pm 2.7 \pm 4$	Belle	[778]
		$D^0\pi^+\pi^-$	$2426 \pm 3 \pm 1$	$24 \pm 7 \pm 8$	Belle	[678]
		$D^{*+}\pi^-$	$2421^{+1}_{-2} \pm 2$	$20^{+6}_{-5} \pm 3$	CLEO	[1439]
		$D^{*+}\pi^-$	$2422 \pm 2 \pm 2$	$15 \pm 8 \pm 4$	E387	[1440]
		$D^{*+}\pi^-$	$2414 \pm 2 \pm 5$	$13 \pm 6^{+10}_{-5}$	ARGUS	[1441]
		$D^{*+}\pi^-$	$2428 \pm 3 \pm 2$	$23^{+8+10}_{-6-4}$	CLEO	[1442]
		$D^{*+}\pi^-$	$2428 \pm 8 \pm 5$	$58 \pm 14 \pm 20$	TPS	[1443]
			$2421.8 \pm 0.4$	$31.8 \pm 0.7$	Our average	
$D_1(2420)^\pm$	$1^+$	$D^{*0}\pi^+$	$2421.9 \pm 4.7^{+3.4}_{-1.2}$		ZEUS	[1437]
		$D^+\pi^-\pi^+$	$2421 \pm 2 \pm 1$	$21 \pm 5 \pm 8$	Belle	[678]
		$D^{*0}\pi^+$	$2425 \pm 2 \pm 2$	$26^{+8}_{-7} \pm 4$	CLEO	[1444]
		$D^{*0}\pi^+$	$2443 \pm 7 \pm 5$	$41 \pm 19 \pm 8$	TPS	[1443]
			$2423.2 \pm 1.6$	$25.0 \pm 6.0$	Our average	
$D_1(2430)^0$	$1^+$	$D^{*+}\pi^-$	$2411 \pm 3 \pm 9$	$309 \pm 9 \pm 28$	LHCb	[1436]
		$D^{*+}\pi^-$	$2427 \pm 26 \pm 25$	$384^{+107}_{-75} \pm 74$	Belle	[778]
			$2412.0 \pm 9.2$	$312.6 \pm 28.6$	Our average	
$D_2^*(2460)^0$	$2^+$	$D^+\pi^-$	$2463.7 \pm 0.4 \pm 0.4 \pm 0.6$	$47 \pm 0.8 \pm 0.9 \pm 0.3$	LHCb	[1445]
		$D^+\pi^-$	$2460.4 \pm 0.1 \pm 0.1$	$45.6 \pm 0.4 \pm 1.1$	LHCb	[1327]
		$D^{*+}\pi^-$	$2464 \pm 1.4 \pm 0.5 \pm 0.2$	$43.8 \pm 2.9 \pm 1.7 \pm 0.6$	LHCb	[783]
		$D^{*+}\pi^-, D^+\pi^-$	$2462.5 \pm 2.4^{+1.3}_{-1.1}$	$46.6 \pm 8.1^{+5.9}_{-3.8}$	ZEUS	[1437]
		$D^+\pi^-$	$2462.2 \pm 0.1 \pm 0.8$	$50.5 \pm 0.6 \pm 0.7$	BABAR	[1326]
		$D^+\pi^-$	$2460.4 \pm 1.2 \pm 2.2$	$41.8 \pm 2.5 \pm 2.9$	BABAR	[777]
		$D^+\pi^-$		$49.2 \pm 2.3 \pm 1.3$	CDF	[1438]
		$D^+\pi^-$	$2461.6 \pm 2.1 \pm 3.3$	$45.6 \pm 4.4 \pm 6.7$	Belle	[778]
		$D^+\pi^-$	$2464.5 \pm 1.1 \pm 1.9$	$38.7 \pm 5.3 \pm 2.9$	FOCUS	[1434]
		$D^+\pi^-$	$2465 \pm 3 \pm 3$	$28^{+8}_{-7} \pm 6$	CLEO	[1439]
		$D^+\pi^-$	$2455 \pm 3 \pm 5$	$15^{+13+5}_{-10-10}$	ARGUS	[1446]
		$D^+\pi^-$	$2459 \pm 3 \pm 2$	$20 \pm 10 \pm 5$	TPS	[1443]
		$D^{*+}\pi^-$	$2461 \pm 3 \pm 1$	$20^{+9}_{-12-10} \pm 9$	CLEO	[1442]
			$2453 \pm 3 \pm 2$	$25 \pm 10 \pm 5$	E687	[1440]
			$2460.6 \pm 0.1$	$47.6 \pm 0.6$	Our average	



Recently, a new study proposed modified properties when treating the  $D_{s0}^*(2317)$  as a four-quark state in thermal medium using thermal QCD sum rules [1482].

Measurements by *BABAR* [1466] and LHCb [1465] first indicated the existence of the  $D_{sJ}^*(2860)^\pm$  meson. An LHCb study of  $B_s^0 \rightarrow \bar{D}^0 K^- \pi^+$  decays, in which they searched for excited  $D_s$  mesons [1467], showed with  $10\sigma$  significance that this state comprises two different particles, one of spin 1 and one of spin 3. This represents the first measurement of a heavy flavoured spin-3 particle, and the first observation of  $B$  meson decays to spin-3 particles. A subsequent study of  $D_{sJ}^{(*)}$  mesons by the LHCb collaboration [1463] supports the natural parity assignment for these states. This study also shows weak evidence for a further structure at a mass around 3040 MeV/ $c^2$  with unnatural parity, which was first hinted at by a *BABAR* analysis [1466]. The second observation of a spin-3 charm meson was a subsequent LHCb analysis of  $B^0 \rightarrow \bar{D}^0 \pi^+ \pi^-$  decays, which measured the spin-parity assignment of the state  $D_3^*(2760)^\pm$  to be  $J^P = 3^-$  [658]. This resonance was in fact observed previously by *BABAR* [1326] and LHCb [1327]. The measurement suggests a spectroscopic assignment of  $^3D_3$ . Recently, also the corresponding neutral state was observed by LHCb, the  $D_3^*(2760)^0$  [1445].

Other observed excited  $D_s$  states include  $D_{s1}^*(2700)^\pm$  and  $D_{s2}^*(2573)^\pm$ . The properties of both (mass, width,  $J^P$ ) have been measured and determined in several analyses. A theoretical discussion [1483] investigates the possibility that the  $D_{s1}(2700)^\pm$  could represent radial excitations of the  $D_s^{*\pm}$ . Similarly, the  $D_{s1}^*(2860)^\pm$  and  $D_{sJ}(3040)^\pm$  could be excitations of  $D_{s0}^*(2317)^\pm$  and  $D_{s1}(2460)^\pm$  or  $D_{s1}(2536)^\pm$ , respectively. The most recently discovered state is denoted as  $D_{s0}(2590)^\pm$ , and is a strong candidate to be the missing  $2^1S_0$  state, the radial excitation of the pseudoscalar ground-state  $D_s^+$  meson [1462].

Table 304 summarizes measurements of the helicity parameter  $A_D$  (also referred to as the polarization parameter). In decays of orbitally excited charm mesons ( $D^{**}$ ) to  $D^* \pi$ ,  $D^* \rightarrow D \pi$ , the helicity distribution varies like  $1 + A_D \cos^2 \theta_H$ , where  $\theta_H$  is the angle in the  $D^*$  rest frame between the two pions emitted by decay  $D^{**} \rightarrow D^* \pi$  and the  $D^* \rightarrow D \pi$ . The parameter is sensitive to possible  $S$ -wave contributions in the decay. In the case of a  $D$  meson decaying purely via  $D$ -wave, the helicity parameter is predicted to give  $A_D = 3$ . Studies of the  $D_1(2420)^0$  meson by the ZEUS and *BABAR* collaborations suggest that there is an  $S$ -wave admixture in the decay, which is contrary to the expectation based on Heavy Quark Effective Theory [494, 1484].



Table 298: Measurements of masses and widths for excited  $D$  mesons. The column  $J^P$  lists the assignment of spin and parity. If possible, an average mass or width is calculated. Table 2 of 2.

Resonance	$J^P$	Decay mode	Mass [MeV/ $c^2$ ]	Width [MeV]	Measured by	Reference
$D_2^*(2460)^\pm$	$2^+$	$D^0\pi^+$	$2463.1\pm 0.2 \pm 0.6$	$48.6\pm 1.3 \pm 1.9$	LHCb	[1327]
		$D^0\pi^+$	$2465.6\pm 1.8 \pm 0.5 \pm 1.2$	$46\pm 3.4 \pm 1.4 \pm 2.9$	LHCb	[1435]
		$D^0\pi^+$	$2468.6\pm 0.6 \pm 0.0 \pm 0.3$	$47.3\pm 1.5 \pm 0.3 \pm 0.6$	LHCb	[658]
		$D^{*0}\pi^+, D^0\pi^+$	$2460.6\pm 4.4^{+3.6}_{-0.8}$		ZEUS	[1437]
		$D^0\pi^+$	$2465.4\pm 0.2 \pm 1.1$		BABAR	[1326]
		$D^0\pi^+$	$2465.7\pm 1.8^{+1.4}_{-4.8}$	$49.7\pm 3.8 \pm 6.4$	Belle	[649]
		$D^0\pi^+$	$2467.6\pm 1.5 \pm 0.8$	$34.1\pm 6.5 \pm 4.2$	FOCUS	[1434]
		$D^0\pi^+$	$2463\pm 3 \pm 3$	$27^{+11}_{-8} \pm 5$	CLEO	[1444]
		$D^0\pi^+$	$2453\pm 3 \pm 2$	$23\pm 9 \pm 5$	E687	[1440]
		$D^0\pi^+$	$2469\pm 4 \pm 6$		ARGUS	[1447]
		$2465.6\pm 0.4$	$46.7\pm 1.2$	Our average		
$D(2550)^0$	$0^-$	$D^{*+}\pi^-$	$2518\pm 2 \pm 7$	$199\pm 5 \pm 17$	LHCb	[1436]
		$D^{*+}\pi^-$	$2539.4\pm 4.5 \pm 6.8$	$130\pm 12 \pm 13$	BABAR	[1326]
			$2527.5\pm 5.4$	$164.4\pm 12.5$	Our average	
$D(2580)^0$	Unnatural	$D^{*+}\pi^-$	$2579.5\pm 3.4 \pm 5.5$	$117.5\pm 17.8 \pm 46$	LHCb	[1327]
$D(2600)^0$	$1^-$	$D^{*+}\pi^-$	$2641.9\pm 1.8 \pm 4.5$	$149\pm 4 \pm 20$	LHCb	[1436]
		$D^+\pi^-$	$2608.7\pm 2.4 \pm 2.5$	$93\pm 6 \pm 13$	BABAR	[1326]
			$2619.9\pm 2.8$	$111.5\pm 11.7$	Our average	
$D(2600)^\pm$	Natural	$D^0\pi^+$	$2621.3\pm 3.7 \pm 4.2$		BABAR	[1326]
$D^*(2640)^\pm$	$1^-$	$D^{*+}\pi^+\pi^-$	$2637.0\pm 2 \pm 6$		Delphi	[1448]
$D^*(2650)^0$	Natural	$D^{*+}\pi^-$	$2649.2\pm 3.5 \pm 3.5$	$140.2\pm 17.1 \pm 18.6$	LHCb	[1327]
$D^*(2680)^0$	$1^-$	$D^+\pi^-$	$2681.1\pm 5.6 \pm 4.9 \pm 13.1$	$186.7\pm 8.5 \pm 8.6 \pm 8.2$	LHCb	[1445]
$D(2740)^0$	$2^-$	$D^{*+}\pi^-$	$2751\pm 3 \pm 7$	$102\pm 6 \pm 26$	LHCb	[1436]
		$D^{*+}\pi^-$	$2737.0\pm 3.5 \pm 11.2$	$73.2\pm 13.4 \pm 25$	LHCb	[1327]
			$2746.9\pm 6.4$	$88.5\pm 19.4$	Our average	
$D(2750)^0$	$3^-$	$D^{*+}\pi^-$	$2753\pm 4 \pm 6$	$66\pm 10 \pm 14$	LHCb	[1436]
		$D^{*+}\pi^-$	$2752.4\pm 1.7 \pm 2.7$	$71\pm 6 \pm 11$	BABAR	[1326]
			$2752.5\pm 2.9$	$69.3\pm 10.1$	Our average	
$D_1^*(2760)^0$	$1^+$	$D^+\pi^-$	$2781\pm 18 \pm 11 \pm 6$	$177\pm 32 \pm 20 \pm 7$	LHCb	[783]
		$D^{*+}\pi^-$	$2761.1\pm 5.1 \pm 6.5$	$74.4\pm 3.4 \pm 37$	LHCb	[1327]
		$D^+\pi^-$	$2760.1\pm 1.1 \pm 3.7$	$74.4\pm 3.4 \pm 19.1$	LHCb	[1327]
		$D^+\pi^-$	$2763.3\pm 2.3 \pm 2.3$	$60.9\pm 5.1 \pm 3.6$	BABAR	[1326]
			$2762.1\pm 2.4$	$65.1\pm 5.8$	Our average	
$D_3^*(2760)^0$	$3^-$	$D^+\pi^-$	$2775.5\pm 4.5 \pm 4.5 \pm 4.7$	$95.3\pm 9.6 \pm 7.9 \pm 33.1$	LHCb	[1445]
$D_3^*(2760)^\pm$	$3^-$	$D^0\pi^+$	$2771.7\pm 1.7 \pm 3.8$	$66.7\pm 6.6 \pm 10.5$	LHCb	[1327]
		$D^0\pi^+$	$2798\pm 7 \pm 1 \pm 7$	$105\pm 18 \pm 6 \pm 23$	LHCb	[658]
		$D^0\pi^+$	$2769.7\pm 3.8 \pm 1.5$		BABAR	[1326]
			$2772.8\pm 2.8$	$72.3\pm 11.5$	Our average	
$D_2^*(3000)^0$	$2^+$	$D^+\pi^-$	$3214\pm 29 \pm 33 \pm 36$	$186\pm 38 \pm 34 \pm 63$	LHCb	[1445]

Table 299: Measurements of masses and widths for excited  $D_s$  mesons. The column  $J^P$  lists the of spin and parity. If possible, an average mass or width is calculated.

Resonance	$J^P$	Decay mode	Mass [MeV/ $c^2$ ]	Width [MeV]	Measured by	Reference
$D_{s0}^*(2317)^\pm$	$0^+$	$D_s^+ \pi^0$	$2319.6 \pm 0.2 \pm 1.4$		BABAR	[1449]
		$D_s^+ \pi^0$	$2317.3 \pm 0.4 \pm 0.8$		BABAR	[1433]
		$D_s^+ \pi^0$	$2318.3 \pm 1.2 \pm 1.2$		BESIII	[1450]
			$2318.0 \pm 0.7$		Our average	
$D_{s1}(2460)^\pm$	$1^+$	$D_s^{*+} \pi^0, D_s^+ \pi^0 \Gamma, D_s^+ \Gamma, D_s^+ \pi^+ \pi^-$	$2460.1 \pm 0.2 \pm 0.8$		BABAR	[1449]
		$D_s^+ \pi^0 \Gamma$	$2458 \pm 1 \pm 1$		BABAR	[1433]
			$2459.6 \pm 0.7$		Our average	
$D_{s1}(2536)^\pm$	$1^+$		$2537.7 \pm 0.5 \pm 3.1$	$1.7 \pm 1.2 \pm 0.6$	BESIII	[1451]
		$D^{*+} K_S^0$		$0.92 \pm 0.03 \pm 0.04$	BABAR	[1452]
		$D^{*+} K_S^0$	$2535.7 \pm 0.6 \pm 0.5$		DØ	[1453]
		$D^{*+} K_S^0, D^{*0} K^+$	$2534.78 \pm 0.31 \pm 0.4$		BABAR	[699]
		$D_s^+ \pi^+ \pi^-$	$2534.6 \pm 0.3 \pm 0.7$		BABAR	[1449]
		$D^{*+} K_S^0, D^{*0} K^+$	$2535.0 \pm 0.6 \pm 1.0$		E687	[1440]
		$D^{*0} K^+$	$2535.3 \pm 0.2 \pm 0.5$		CLEO	[1454]
		$D^{*+} K_S^0$	$2534.8 \pm 0.6 \pm 0.6$		CLEO	[1454]
		$D^{*0} K^+$	$2535.2 \pm 0.5 \pm 1.5$		ARGUS	[1455]
		$D^{*+} K_S^0$	$2535.6 \pm 0.7 \pm 0.4$		CLEO	[1442]
		$D^{*+} K_S^0$	$2535.9 \pm 0.6 \pm 2.0$		ARGUS	[1456]
			$2535.1 \pm 0.3$	$0.9 \pm 0.0$	Our average	
$D_{s2}^*(2573)^\pm$	$2^+$		$2570.7 \pm 2.0 \pm 1.7$	$17.2 \pm 3.6 \pm 1.1$	BESIII	[1451]
		$D^0 K^+, D^{*+} K_S^0$	$2568.39 \pm 0.29 \pm 0.26$	$16.9 \pm 0.5 \pm 0.6$	LHCb	[1457]
		$D^+ K_S^0, D^0 K^+$	$2569.4 \pm 1.6 \pm 0.5$	$12.1 \pm 4.5 \pm 1.6$	LHCb	[1458]
		$D^+ K_S^0, D^0 K^+$	$2572.2 \pm 0.3 \pm 1.0$	$27.1 \pm 0.6 \pm 5.6$	BABAR	[1459]
		$D^0 K^+$	$2574.25 \pm 3.3 \pm 1.6$	$10.4 \pm 8.3 \pm 3.0$	ARGUS	[1460]
		$D^0 K^+$	$2573.2_{-1.6}^{+1.7} \pm 0.9$	$16_{-4}^{+5} \pm 3$	CLEO	[1461]
			$2569.1 \pm 0.3$	$16.9 \pm 0.7$	Our average	
$D_{s0}(2590)^\pm$	$0^-$	$D^+ K^+ \pi^-$	$2591 \pm 6.0 \pm 7$	$89 \pm 16 \pm 12$	LHCb	[1462]
$D_{s1}^*(2700)^\pm$	$1^-$	$D^{*+} K_S^0, D^{*0} K^+$	$2732.3 \pm 4.3 \pm 5.8$	$136 \pm 19 \pm 24$	LHCb	[1463]
		$D^0 K^+$	$2699_{-7}^{+14}$	$127_{-19}^{+24}$	BABAR	[1464]
		$D^{*+} K_S^0, D^{*0} K^+$	$2709.2 \pm 1.9 \pm 4.5$	$115.8 \pm 7.3 \pm 12.1$	LHCb	[1465]
		$DK, D^* K$	$2710 \pm 2_{-7}^{+12}$	$149 \pm 7_{-52}^{+39}$	BABAR	[1466]
		$D^0 K^+$	$2708 \pm 9_{-10}^{+11}$	$108 \pm 2_{-31}^{+36}$	Belle	[796]
			$2713.0 \pm 3.5$	$120.9 \pm 10.3$	Our average	
$D_{s1}^*(2860)^\pm$	$1$	$D^0 K^+$	$2859 \pm 12 \pm 24$	$159 \pm 23 \pm 77$	LHCb	[1467]
$D_{s3}^*(2860)^\pm$	$3^-$	$D^{*+} K_S^0, D^{*0} K^+$	$2867.1 \pm 4.3 \pm 1.9$	$50 \pm 11 \pm 13$	LHCb	[1463]
		$D^0 K^+$	$2860.5 \pm 2.6 \pm 6.5$	$53 \pm 7 \pm 7$	LHCb	[1467]
			$2865.0 \pm 3.9$	$52.2 \pm 8.6$	Our average	
$D_{sJ}(3040)^\pm$	Unnatural	$D^* K$	$3044 \pm 8_{-5}^{+30}$	$239 \pm 35_{-42}^{+46}$	BABAR ( $m$ & $\Gamma$ ) + LHCb( $J^P$ )	[1466]

Table 300: Product of the  $B$  meson branching fraction and the daughter (excited)  $D$  meson branching fraction. Table 1 of 2.

Resonance	Decay	$\mathcal{B}$ [ $10^{-4}$ ]	Measured by	Reference
$D_0^*(2400)^0$	$B^- \rightarrow D_0^*(2400)^0(\rightarrow D^+\pi^-)\pi^-$	$6.1 \pm 0.6 \pm 1.8$	Belle	[778]
		$6.8 \pm 0.3 \pm 2.0$	BABAR	[777]
		$6.4 \pm 1.4$	Our average	
	$B^- \rightarrow D_0^*(2400)^0(\rightarrow D^+\pi^-)K^-$	$0.061 \pm 0.019 \pm 0.005 \pm 0.014 \pm 0.004$	LHCb	[783]
$D_0^*(2400)^\pm$	$\bar{B}^0 \rightarrow D_0^*(2400)^+(\rightarrow D^0\pi^+)\pi^-$	$0.77 \pm 0.05 \pm 0.03 \pm 0.03 \pm 0.04$	LHCb	[658]
		$0.60 \pm 0.13 \pm 0.27$	Belle	[649]
		$0.76 \pm 0.07$	Our average	
	$\bar{B}^0 \rightarrow D_0^*(2400)^+(\rightarrow D^0\pi^+)K^-$	$0.177 \pm 0.026 \pm 0.019 \pm 0.067 \pm 0.20$	LHCb	[1435]
$D_1(2420)^0$	$B^- \rightarrow D_1(2420)^0(\rightarrow D^{*+}\pi^-)\pi^-$	$6.8 \pm 0.7 \pm 1.3$	Belle	[778]
		$8.42 \pm 0.08 \pm 0.40 \pm 1.40$	LHCb	[1436]
		$7.6 \pm 1.0$	Our average	
	$B^- \rightarrow D_1(2420)^0(\rightarrow D^0\pi^+\pi^-)\pi^-$	$1.85 \pm 0.29 \pm 0.27 \pm 0.41$	Belle	[678]
$D_1(2420)^\pm$	$\bar{B}^0 \rightarrow D_1(2420)^0(\rightarrow D^{*+}\pi^-)\omega$	$0.7 \pm 0.2^{+0.1}_{-0.0} \pm 0.1$	Belle	[654]
	$\bar{B}^0 \rightarrow D_1(2420)^+(\rightarrow D^+\pi^-\pi^+)\pi^-$	$0.89 \pm 0.15 \pm 0.22$	Belle	[678]
$D_1(2430)^0$	$B^- \rightarrow D_1(2430)^0(\rightarrow D^{*+}\pi^-)\pi^-$	$5.0 \pm 0.4 \pm 1.08$	Belle	[778]
		$3.51 \pm 0.06 \pm 0.23 \pm 0.57$	LHCb	[1436]
		$4.5 \pm 0.7$	Our average	
	$\bar{B}^0 \rightarrow D_1(2430)^0(\rightarrow D^{*+}\pi^-)\omega$	$2.5 \pm 0.4^{+0.7+0.4}_{-0.2-0.1}$	Belle	[654]
$D_2^*(2460)^0$	$B^- \rightarrow D_2^*(2460)^0(\rightarrow D^+\pi^-)\pi^-$	$3.4 \pm 0.3 \pm 0.7$	Belle	[778]
		$3.5 \pm 0.2 \pm 0.5$	BABAR	[777]
		$3.62 \pm 0.06 \pm 0.14 \pm 0.09 \pm 0.25$	LHCb	[1445]
		$3.58 \pm 0.23$	Our average	
	$B^- \rightarrow D_2^*(2460)^0(\rightarrow D^{*+}\pi^-)\pi^-$	$1.8 \pm 0.3 \pm 0.4$	Belle	[778]
		$2.08 \pm 0.03 \pm 0.14 \pm 0.34$	LHCb	[1436]
$D_2^*(2460)^\pm$		$1.8 \pm 0.3$	Our average	
	$B^- \rightarrow D_2^*(2460)^0(\rightarrow D^{*+}\pi^-)\omega$	$0.4 \pm 0.1^{+0.0}_{-0.1} \pm 0.1$	Belle	[654]
	$B^- \rightarrow D_2^*(2460)^0(\rightarrow D^+\pi^-)K^-$	$0.232 \pm 0.011 \pm 0.006 \pm 0.010 \pm 0.016$	LHCb	[783]
	$\bar{B}^0 \rightarrow D_2^*(2460)^+(\rightarrow D^0\pi^+)\pi^-$	$2.44 \pm 0.07 \pm 0.10 \pm 0.04 \pm 0.12$	LHCb	[658]
		$2.15 \pm 0.17 \pm 0.31$	Belle	[649]
$D_2^*(2460)^\pm$		$2.38 \pm 0.16$	Our average	
	$\bar{B}^0 \rightarrow D_2^*(2460)^+(\rightarrow D^0\pi^+)K^-$	$0.212 \pm 0.010 \pm 0.011 \pm 0.011 \pm 0.25$	LHCb	[1435]

Table 301: Product of the  $B$  meson branching fraction and the daughter (excited)  $D$  meson branching fraction. Table 2 of 2.

Resonance	Decay	$\mathcal{B}$ [ $10^{-4}$ ]	Measured by	Reference
$D_0(2550)^0$	$B^- \rightarrow D_0(2550)^0(\rightarrow D^{*+}\pi^-)\pi^-$	$0.72 \pm 0.01 \pm 0.07 \pm 0.12$	LHCb	[1436]
$D_1^*(2600)^0$	$B^- \rightarrow D_1^*(2600)^0(\rightarrow D^{*+}\pi^-)\pi^-$	$0.68 \pm 0.01 \pm 0.07 \pm 0.11$	LHCb	[1436]
$D_1^*(2680)^0$	$B^- \rightarrow D_1^*(2680)^0(\rightarrow D^+\pi^-)\pi^-$	$0.84 \pm 0.06 \pm 0.07 \pm 0.18 \pm 0.06$	LHCb	[1445]
$D_2(2740)^0$	$B^- \rightarrow D_2(2740)^0(\rightarrow D^{*+}\pi^-)\pi^-$	$0.33 \pm 0.02 \pm 0.14 \pm 0.05$	LHCb	[1436]
$D_1^*(2760)^0$	$B^- \rightarrow D_1^*(2760)^0(\rightarrow D^+\pi^-)K^-$	$0.036 \pm 0.009 \pm 0.003 \pm 0.007 \pm 0.002$	LHCb	[783]
$D_3^*(2760)^0$	$\overline{B}^- \rightarrow D_3^*(2760)^0(\rightarrow D^+\pi^-)\pi^-$	$0.10 \pm 0.01 \pm 0.01 \pm 0.02 \pm 0.01$	LHCb	[1445]
	$\overline{B}^- \rightarrow D_3^*(2760)^0(\rightarrow D^{*+}\pi^-)\pi^-$	$0.11 \pm 0.01 \pm 0.02 \pm 0.02$	LHCb	[1436]
$D_3^*(2760)^\pm$	$\overline{B}^0 \rightarrow D_3^*(2760)^+(\rightarrow D^0\pi^+)\pi^-$	$0.103 \pm 0.016 \pm 0.007 \pm 0.008 \pm 0.005$	LHCb	[658]
$D_2^*(3000)^0$	$\overline{B}^0 \rightarrow D_2^*(3000)^0(\rightarrow D^+\pi^-)\pi^-$	$0.02 \pm 0.01 \pm 0.01 \pm 0.01 \pm 0.00$	LHCb	[1445]

Table 302: Product of the  $B$  meson branching fraction and the daughter (excited)  $D_s$  meson branching fraction.

Resonance	Decay	$\mathcal{B}$ [ $10^{-4}$ ]	Measured by	Reference
$D_{s0}^*(2317)^\pm$	$B^0 \rightarrow D_{s0}^*(2317)^+(\rightarrow D_s^+\pi^0)D^-$	$8.6^{+3.3}_{-2.6} \pm 2.6$	Belle	[698]
		$18.0 \pm 4.0^{+6.7}_{-5.0}$	BABAR	[697]
		$10.1^{+1.3}_{-1.2} \pm 1.0 \pm 0.4$	Belle	[696]
		$10.2 \pm 1.5$	Our average	
	$B^+ \rightarrow D_{s0}^*(2317)^+(\rightarrow D_s^+\pi^0)\bar{D}^0$	$8.0^{+1.3}_{-1.2} \pm 1.0 \pm 0.4$	Belle	[696]
	$B^0 \rightarrow D_{s0}^*(2317)^+(\rightarrow D_s^+\pi^0)K^-$	$0.53^{+0.15}_{-0.13} \pm 0.16$	Belle	[679]
$D_{s1}(2460)^\pm$	$B^0 \rightarrow D_{s1}(2460)^+(\rightarrow D_s^{*+}\pi^0)D^-$	$22.7^{+7.3}_{-6.2} \pm 6.8$	Belle	[698]
		$28.0 \pm 8.0^{+11.2}_{-7.8}$	BABAR	[697]
		$24.7 \pm 7.6$	Our average	
	$B^0 \rightarrow D_{s1}(2460)^+(\rightarrow D_s^{*+}\gamma)D^-$	$8.2^{+2.2}_{-1.9} \pm 2.5$	Belle	[698]
		$8.0 \pm 2.0^{+3.2}_{-2.3}$	BABAR	[697]
		$8.1 \pm 2.3$	Our average	
	$D_{s1}(2460)^+ \rightarrow D_s^{*+}\pi^0$	$(56 \pm 13 \pm 9)\%$	BABAR	[692]
	$D_{s1}(2460)^+ \rightarrow D_s^{*+}\gamma$	$(16 \pm 4 \pm 3)\%$	BABAR	[692]
$D_{s1}(2536)^\pm$	$B^0 \rightarrow D_{s1}(2536)^+(\rightarrow D^{*0}K^+)D^-$	$1.71 \pm 0.48 \pm 0.32$	BABAR	[699]
	$B^0 \rightarrow D_{s1}(2536)^+(\rightarrow D^{*+}K^0)D^-$	$2.61 \pm 1.03 \pm 0.31$	BABAR	[699]
	$B^0 \rightarrow D_{s1}(2536)^+(\rightarrow D^{*0}K^+)D^{*-}$	$3.32 \pm 0.88 \pm 0.66$	BABAR	[699]
	$B^0 \rightarrow D_{s1}(2536)^+(\rightarrow D^{*+}K^0)D^{*-}$	$5.00 \pm 1.51 \pm 0.67$	BABAR	[699]
	$B^+ \rightarrow D_{s1}(2536)^+(\rightarrow D^{*0}K^+)\bar{D}^0$	$2.16 \pm 0.52 \pm 0.45$	BABAR	[699]
	$B^+ \rightarrow D_{s1}(2536)^+(\rightarrow D^{*+}K^0)\bar{D}^0$	$2.30 \pm 0.98 \pm 0.43$	BABAR	[699]
	$B^+ \rightarrow D_{s1}(2536)^+(\rightarrow D^{*0}K^+)\bar{D}^{*0}$	$5.46 \pm 1.17 \pm 1.04$	BABAR	[699]
	$B^+ \rightarrow D_{s1}(2536)^+(\rightarrow D^{*+}K^0)\bar{D}^{*0}$	$3.92 \pm 2.46 \pm 0.83$	BABAR	[699]
$D_{s2}^*(2573)^\pm$	$B^0 \rightarrow D_{s2}^*(2573)(\rightarrow D^0K^+)D^-$	$0.34 \pm 0.17 \pm 0.05$	BABAR	[1464]
	$B^+ \rightarrow D_{s2}^*(2573)(\rightarrow D^0K^+)\bar{D}^0$	$0.08 \pm 14 \pm 0.05$	BABAR	[1464]
$D_{s1}^*(2700)^\pm$	$B^+ \rightarrow D_{s1}^*(2700)^+(\rightarrow D^0K^+)\bar{D}^0$	$11.3 \pm 2.2^{+1.4}_{-2.8}$	Belle	[796]
		$5.02 \pm 0.71 \pm 0.93$	BABAR	[1464]
		$5.83 \pm 1.09$	Our average	
	$B^0 \rightarrow D_{s1}^*(2700)^+(\rightarrow D^0K^+)D^-$	$7.14 \pm 0.96 \pm 0.69$	BABAR	[1464]

Table 303: Measurements of mass differences for excited  $D$  mesons.

Resonance	Relative to	$\Delta m$ [MeV/ $c^2$ ]	Measured by	Reference
$D_1^*(2420)^0$	$D^{*+}$	$410.2 \pm 2.1 \pm 0.9$	ZEUS	[1485]
		$411.7 \pm 0.7 \pm 0.4$	CDF	[1438]
		$411.5 \pm 0.8$	Our average	
$D_1(2420)^\pm$	$D_1^*(2420)^0$	$4_{-3}^{+2} \pm 3$	CLEO	[1444]
$D_2^*(2460)^0$	$D^+$	$593.9 \pm 0.6 \pm 0.5$	CDF	[1438]
	$D^{*+}$	$458.8 \pm 3.7_{-1.3}^{+1.2}$	ZEUS	[1485]
$D_2^*(2460)^\pm$	$D_2^*(2460)^0$	$3.1 \pm 1.9 \pm 0.9$	FOCUS	[1434]
		$-2 \pm 4 \pm 4$	CLEO	[1444]
		$14 \pm 5 \pm 8$	ARGUS	[1447]
		$3.0 \pm 1.9$	Our average	
$D_{s0}^*(2317)^\pm$	$D_s^\pm$	$348.7 \pm 0.5 \pm 0.7$	Belle	[1432]
		$350.0 \pm 1.2 \pm 1.0$	CLEO	[1431]
		$351.3 \pm 2.1 \pm 1.9$	Belle	[698]
		$349.2 \pm 0.7$	Our average	
$D_{s1}(2460)^\pm$	$D_s^{*\pm}$	$344.1 \pm 1.3 \pm 1.1$	Belle	[1432]
		$351.2 \pm 1.7 \pm 1.0$	CLEO	[1431]
		$346.8 \pm 1.6 \pm 1.9$	Belle	[698]
		$347.1 \pm 1.1$	Our average	
	$D_s^\pm$	$491.0 \pm 1.3 \pm 1.9$	Belle	[1432]
		$491.4 \pm 0.9 \pm 1.5$	Belle	[1432]
		$491.3 \pm 1.4$	Our average	
$D_{s1}(2536)^\pm$	$D^*(2010)^\pm$	$524.83 \pm 0.01 \pm 0.04$	<i>BABAR</i>	[1452]
		$525.30_{-0.41}^{+0.44} \pm 0.10$	ZEUS	[1485]
		$525.3 \pm 0.6 \pm 0.1$	ALEPH	[1486]
		$524.84 \pm 0.04$	Our average	
	$D^*(2007)^0$	$528.7 \pm 1.9 \pm 0.5$	ALEPH	[1486]
$D_{s2}^*(2573)^\pm$	$D^0$	$704 \pm 3 \pm 1$	ALEPH	[1486]

Table 304: Measurements of polarization amplitudes for excited  $D$  mesons.

Resonance	$A_D$	Measured by	Reference
$D_1(2420)^0$	$7.8^{+6.7+4.6}_{-2.7-1.8}$	ZEUS	[1437]
	$5.72 \pm 0.25$	<i>BABAR</i>	[1326]
	$5.9^{+3.0+2.4}_{-1.7-1.0}$	ZEUS	[1485]
	$3.8 \pm 0.6 \pm 0.8$	<i>BABAR</i>	[535]
	$5.61 \pm 0.24$	Our average	
$D_1(2420)^\pm$	$3.8 \pm 0.6 \pm 0.8$	<i>BABAR</i>	[535]
$D_2^*(2460)^0$	$-1.16 \pm 0.35$ (stat.)	ZEUS	[1437]
$D(2750)^0$	$-0.33 \pm 0.28$ (stat.)	<i>BABAR</i>	[1326]

## 11.5 Excited charmed baryons

In this section we summarize the present status of excited charmed baryons decaying strongly or electromagnetically. We list their masses (or the mass difference between the excited baryon and the corresponding ground state), natural widths, decay modes, and assigned quantum numbers. The present ground-state measurements are:  $M(\Lambda_c^+) = 2286.46 \pm 0.14$  MeV/ $c^2$  measured by BABAR [1487],  $M(\Xi_c^0) = (2470.90_{-0.29}^{+0.22})$  MeV/ $c^2$  and  $M(\Xi_c^+) = (2467.94_{-0.20}^{+0.17})$  MeV/ $c^2$ , both dominated by CDF [131], and  $M(\Omega_c^0) = (2695.2 \pm 1.7)$  MeV/ $c^2$ , dominated by Belle [1488]. Should these values change, so will many of the values for the masses of the excited states.

Table 305 summarizes the excited  $\Lambda_c^+$  baryons. The first two states listed, namely the  $\Lambda_c(2595)^+$  and  $\Lambda_c(2625)^+$ , are well-established. The measured masses and decay patterns suggest that they are orbitally excited  $\Lambda_c^+$  baryons with total angular momentum of the light quarks  $L = 1$ . Thus their quantum numbers are assigned to be  $J^P = \frac{1}{2}^-$  and  $J^P = \frac{3}{2}^-$ , respectively. Their mass measurements are dominated by CDF [1489]:  $M(\Lambda_c(2595)^+) = (2592.25 \pm 0.28)$  MeV/ $c^2$  and  $M(\Lambda_c(2625)^+) = (2628.11 \pm 0.19)$  MeV/ $c^2$ . Earlier measurements did not fully take into account the restricted phase-space of the  $\Lambda_c(2595)^+$  decays.

The next two states,  $\Lambda_c(2765)^+$  and  $\Lambda_c(2880)^+$ , were discovered by CLEO [1490] in the  $\Lambda_c^+ \pi^+ \pi^-$  final state. CLEO found that a significant fraction of the  $\Lambda_c(2880)^+$  decays proceeds via an intermediate  $\Sigma_c(2445)^{++,0} \pi^{-,+}$ . Later, BABAR [1491] observed that this state has also a  $D^0 p$  decay mode. This was the first example of an excited charmed baryon decaying into a charm meson plus a baryon; previously all excited charmed baryons were found via hadronic transitions into lower lying charmed baryons. In the same analysis, BABAR observed for the first time an additional state,  $\Lambda_c(2940)^+$ , decaying into  $D^0 p$ . Studying the  $D^+ p$  final state, BABAR found no signal and this implies that the  $\Lambda_c(2880)^+$  and  $\Lambda_c(2940)^+$  are  $\Lambda_c^+$  excited states rather than  $\Sigma_c$  excitations. Belle reported the result of an angular analysis that favors  $5/2$  for the  $\Lambda_c(2880)^+$  spin hypothesis. Moreover, the measured ratio of branching fractions  $\mathcal{B}(\Lambda_c(2880)^+ \rightarrow \Sigma_c(2520)\pi^\pm)/\mathcal{B}(\Lambda_c(2880)^+ \rightarrow \Sigma_c(2455)\pi^\pm) = (0.225 \pm 0.062 \pm 0.025)$ , combined with theoretical predictions based on HQS [527, 1492], favor even parity. However this prediction is only valid if the P-wave portion of  $\Sigma_c(2520)\pi$  is suppressed. LHCb [879] have analysed the  $D^0 p$  system in the resonant substructure of  $\Lambda_b$  decays. They confirm the  $\frac{5}{2}^+$  identification of the  $\Lambda_c(2880)^+$ . In addition they find evidence for a further, wider, state they name the  $\Lambda_c(2860)^+$ , with  $J^P = \frac{3}{2}^+$  (the parity is measured with respect to that of the  $\Lambda_c(2880)^+$ ). The explanation for these states in the heavy quark-light diquark model is that they are a pair of orbital D-wave excitations. Furthermore, LHCb [879] find evidence for the spin-parity of the  $\Lambda_c(2940)^+$  to be  $\frac{3}{2}^-$ , and improve the world average measurements of both the mass and width of this particle.

A current open question concerns the nature of the  $\Lambda_c(2765)^+$  state. However, it has now been experimentally shown by Belle [1493] to be a  $\Lambda_c$  rather than a  $\Sigma_c$ , and implicit in this analysis is that the data can be explained by one resonance. The state has also been observed, but not measured, by LHCb [1494].

Table 306 summarizes the excited  $\Sigma_c^{++,+,0}$  baryons. The ground state iso-triplets of  $\Sigma_c(2455)^{++,+,0}$  and  $\Sigma_c(2520)^{++,+,0}$  baryons are well-established. Belle [1495] precisely measured the mass differences and widths of the doubly charged and neutral members of this triplet. The short list of excited  $\Sigma_c$  baryons is completed by the triplet of  $\Sigma_c(2800)$  states observed by Belle [1496]. Based on the measured masses and theoretical predictions [1497, 1498], these states are thought by some to be members of the predicted  $\Sigma_{c2} \frac{3}{2}^-$  triplet, where the subscript 2 refers to the total spin of the light quark degrees of freedom. From a study of resonant substructure in



Table 305: Summary of excited  $\Lambda_c^+$  baryons. The uncertainties are the total of the statistical and systematic uncertainties.

Charmed baryon excited state	Mode	Mass (MeV/ $c^2$ )	Natural width (MeV)	$J^P$
$\Lambda_c(2595)^+$	$\Lambda_c^+ \pi^+ \pi^-, \Sigma_c(2455)\pi$	$2592.25 \pm 0.28$	$2.59 \pm 0.57$	$\frac{1}{2}^-$
$\Lambda_c(2625)^+$	$\Lambda_c^+ \pi^+ \pi^-$	$2628.11 \pm 0.19$	$< 0.97$	$\frac{3}{2}^-$
$\Lambda_c(2765)^+$	$\Lambda_c^+ \pi^+ \pi^-, \Sigma_c(2455)\pi$	$2766.6 \pm 2.4$	50	?
$\Lambda_c(2860)^+$	$D^0 p$	$2856.1^{+2.3}_{-5.6}$	$67.6^{+11.8}_{-21.6}$	$\frac{3}{2}^+$
$\Lambda_c(2880)^+$	$\Lambda_c^+ \pi^+ \pi^-, \Sigma_c(2455)\pi,$ $\Sigma_c(2520)\pi, D^0 p$	$2881.63 \pm 0.24$	$5.6^{+11.3}_{-10.0}$	$\frac{5}{2}^+$
$\Lambda_c(2940)^+$	$D^0 p, \Sigma_c(2455)\pi$	$2939.6^{+1.3}_{-1.5}$	$20^{+6}_{-5}$	?

4782  $B^- \rightarrow \Lambda_c^+ \bar{p} \pi^-$  decays, *BABAR* found a significant signal in the  $\Lambda_c^+ \pi^-$  final state with a mean  
4783 value higher than measured for the  $\Sigma_c(2800)$  by Belle by about  $3\sigma$  (Table 306). The decay  
4784 widths measured by Belle and *BABAR* are consistent, but it is an open question if the observed  
4785 state is the same as the Belle state. It is possible that the present excesses will prove to be due  
4786 to two or more overlapping states. Circumstantial evidence for this can be found by comparing  
4787 with the  $\Xi_c$  and  $\Omega_c$  states of similar excitation energies.

Table 306: Summary of the excited  $\Sigma_c^{+,+,0}$  baryon family. The mass difference is given with respect to the  $\Lambda_c^+$

Charmed baryon excited state	Mode	Mass Difference (MeV/ $c^2$ )	Natural width (MeV)	$J^P$
$\Sigma_c(2455)^{++}$	$\Lambda_c^+ \pi^+$	$167.510 \pm 0.17$	$1.89^{+0.09}_{-0.18}$	$\frac{1}{2}^+$
$\Sigma_c(2455)^+$	$\Lambda_c^+ \pi^0$	$166.4 \pm 0.4$	$< 4.6$ @ 90% C.L.	$\frac{1}{2}^+$
$\Sigma_c(2455)^0$	$\Lambda_c^+ \pi^-$	$167.29 \pm 0.17$	$1.83^{+0.11}_{-0.19}$	$\frac{1}{2}^+$
$\Sigma_c(2520)^{++}$	$\Lambda_c^+ \pi^+$	$231.95^{+0.17}_{-0.12}$	$14.78^{+0.30}_{-0.40}$	$\frac{3}{2}^+$
$\Sigma_c(2520)^+$	$\Lambda_c^+ \pi^0$	$231.0 \pm 2.3$	$< 17$ @ 90% C.L.	$\frac{3}{2}^+$
$\Sigma_c(2520)^0$	$\Lambda_c^+ \pi^-$	$232.02^{+0.15}_{-0.14}$	$15.3^{+0.4}_{-0.5}$	$\frac{3}{2}^+$
$\Sigma_c(2800)^{++}$	$\Lambda_c^+ \pi^+$	$514^{+4}_{-6}$	$75^{+22}_{-17}$	$\frac{3}{2}^- ?$
$\Sigma_c(2800)^+$	$\Lambda_c^+ \pi^0$	$505^{+15}_{-5}$	$62^{+64}_{-44}$	
$\Sigma_c(2800)^0$	$\Lambda_c^+ \pi^-$	$519^{+5}_{-7}$	$72^{+22}_{-15}$	
	$\Lambda_c^+ \pi^-$	$560 \pm 13$	$86^{+33}_{-22}$	

4788 Table 307 summarises the excited  $\Xi_c^{+,0}$ . The list of excited  $\Xi_c$  baryons has many states,  
4789 of unknown quantum numbers, having masses above 2900 MeV/ $c^2$  and decaying through three

different types of modes:  $\Lambda_c K n \pi$  or  $\Sigma_c K n \pi$ ,  $\Xi_c n \pi$ , and  $\Lambda D$ . Some of these states ( $\Xi_c(2970)^+$ ,  $\Xi_c(3055)$  and  $\Xi_c(3080)^{+,0}$ ) have been observed by both Belle [1499–1501] and *BABAR* [756], are produced in the charm continuum, and are considered well-established. Recently LHCb [1502] reported three narrow states in  $\Lambda_c^+ K^-$ . The masses of two of these states, named the  $\Xi_c(2923)$  and  $\Xi_c(2939)$  bookend the already discovered, wide  $\Xi_c(2930)^0$ . This state, also decaying into  $\Lambda_c^+ K^-$ , was found in  $B$  decays by *BABAR* [1503]. It was also observed by Belle [823], who in addition observed a similar charged state. Table 307 shows the parameters measured by Belle, as they allow for the interference and other resonances in their analysis. However, given the low statistics of these observations in  $e^+e^-$  annihilation, it is possible that the LHCb data explains the peaks found by Belle and *BABAR* as the manifestation of these two states overlapping, and thus there is no distinct  $\Xi_c(2930)$  state. LHCb [1502] note that there may well be a fourth resonance at a lower mass of  $\approx 2880$  MeV/ $c^2$  and also that the pattern of masses of these states bears a remarkable similarity to that of the excited  $\Omega_c$  masses, implying the same underlying spin-structure of the quarks. The highest mass of the LHCb  $\Omega_c$  quintuplet does not appear to have an analogous state here. This state had the lowest signal of the five in the LHCb data and was not confirmed by Belle, so this may imply that it is of a completely different nature to the other four states. Alternatively there may exist an equivalent state in the excited  $\Lambda_c^+ K^-$  data but it cannot be seen because of its large width and alternative decay modes. The highest-mass of the three new states reported by LHCb is very close in mass to the  $\Xi_c(2970)$ ; formerly named by the PDG as the  $\Xi_c(2980)$ . A recent analysis by Belle [1504] reveals that the favoured spin-parity of this state is  $J^P = \frac{1}{2}^+$ , which corresponds to it being a (2S) radial excitation. The  $\Xi_c(2765)$  and  $\Xi_c(2970)$  properties seem to differ by enough to be able to say with reasonable confidence that they are completely different states, though the confusion due to their similar masses might help explain the poor consistency of the historical measurements of the  $\Xi_c(2970)$ . The properties of the  $\Xi_c(2970)$  can be seen to have similarities to the  $\Lambda_c(2765)$ , not only in its mass difference with respect to the ground state, but also its decay pattern and large production in  $e^+e^-$  annihilation data. This strengthens the confidence in their identification as "Roper-like" resonances [1505], that is, as the charmed equivalents of the light quark  $P_{11}(1440)$  which is often identified as a radial excitation.

In addition to the  $\Xi_c(2970)$ , Belle [1506] have analysed large samples of  $\Xi'_c$ ,  $\Xi_c(2645)$ ,  $\Xi_c(2790)$ , and  $\Xi_c(2815)$  decays. From this analysis they obtain the most precise mass measurements of all five iso-doublets, and the first significant width measurements of the  $\Xi_c(2645)$ ,  $\Xi_c(2790)$  and  $\Xi_c(2815)$ . Though the spin-parity of these particles have not been directly measured, there seems little controversy that the simple quark-diquark model can explain the data. We note that the precision of the mass measurements allows for added information from the isospin mass-splitting to be used in identifying the underlying structure. In addition, the recent observation by Belle [1507] of photon transitions to the ground state from the neutral (but not charged)  $\Xi_c(2815)$ , and probably also the  $\Xi_c(2790)$ , can be interpreted as confirmation of the standard quark interpretation.

Several of the width and mass measurements for the  $\Xi_c(3055)$  and  $\Xi_c(3080)$  isodoublets are only in marginal agreement between experiments and decay modes. However, there seems little doubt that the differing measurements are of the same particle. The masses do indicate that their spin-parity might match those of the  $\Lambda_c(2860)$  and  $\Lambda_c(2880)$ .

The  $\Xi_c(3123)^+$  reported by *BABAR* [756] in the  $\Sigma_c(2520)^{++}\pi^-$  final state has not been confirmed by Belle [1500] with twice the statistics; thus its existence is in doubt and it is omitted from Tab. 307 which summarises the present situation in the excited  $\Xi_c$  sector.

The  $\Omega_c^{*0}$  doubly-strange charmed baryon has been seen by both *BABAR* [1508] and Belle [1488]. The mass differences  $\Delta M = M(\Omega_c^{*0}) - M(\Omega_c^0)$  measured by the experiments are in good agreement and are also consistent with most theoretical predictions [1509–1512]. LHCb [1513] has found a family of five excited  $\Omega_c^0$  baryons decaying into  $\Xi_c^+ K^-$ . A natural explanation is that they are the five states with  $L = 1$  between the heavy quark and the light ( $ss$ ) diquark; however, there is no consensus as to which state is which, and this overall interpretation is controversial. Four of the five states have been confirmed by Belle [1514] and, although the Belle data set is much smaller than that of LHCb, these mass measurements do contribute to the world averages. There is evidence for a further, wider, state at higher mass in the LHCb data. Belle data shows a small excess in the same region, but it is of low significance.

Figure 100 shows the levels of excited charm baryons along with corresponding transitions between them, and also transitions to the ground states. We note that Belle and

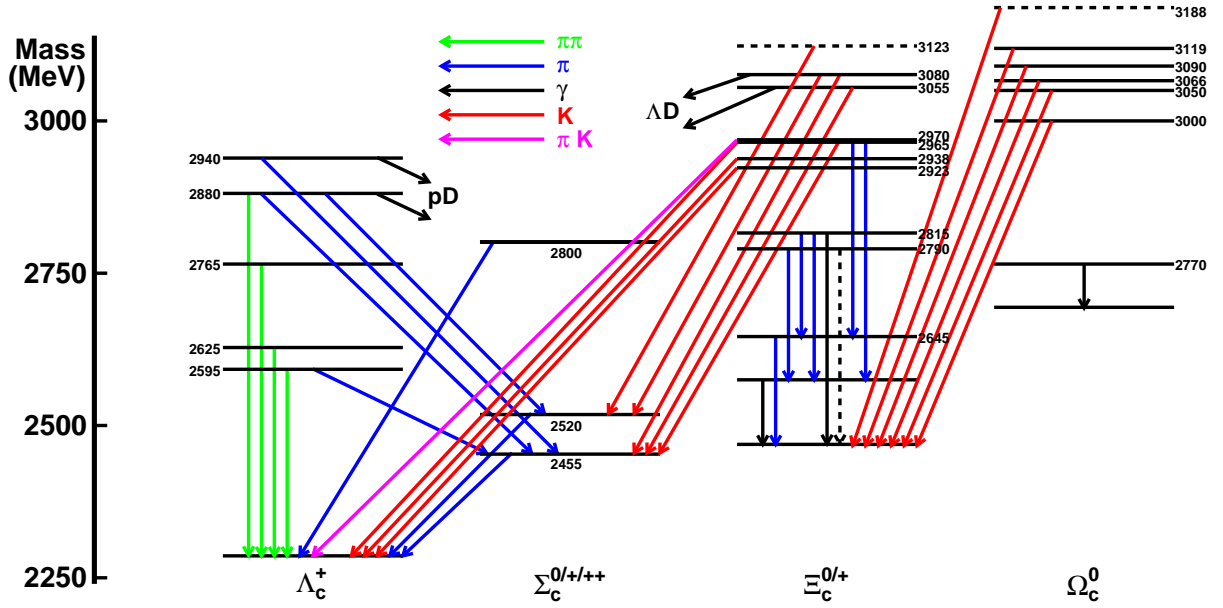


Figure 100: Level diagram for multiplets and transitions for excited charm baryons.

*BABAR* discovered that transitions between "families" of baryons are possible, *i.e.*, between the charmed-strange ( $\Xi_c$ ) and charmed-nonstrange ( $\Lambda_c^+$  and  $\Sigma_c$ ) families of excited charmed baryons [756,1499], and that highly excited states are found to decay into a non-charmed baryon and a  $D$  meson [1491,1501]. Transitions of the ground state  $\Xi_c^0$  to the  $\Lambda_c^+$ , corresponding to the weak decay of the strange quark, were observed first by Belle [1495], and then studied and measured by LHCb [1515]

Table 307: Summary of excited  $\Xi_c^{+,0}$  states. For the first four isodoublets, it is the mass difference with respect to the ground state to which they decay that is quoted as this avoids uncertainties in the ground state masses. For the remaining cases, the uncertainty on the measurement of the excited state itself dominates.

Charmed baryon excited state	Mode	Mass difference (MeV/ $c^2$ )	Natural width (MeV)	$J^P$
$\Xi_c'^+$	$\Xi_c^+\gamma$	$110.5 \pm 0.4$		$\frac{1}{2}^+$
$\Xi_c'^0$	$\Xi_c^0\gamma$	$108.3 \pm 0.4$		$\frac{1}{2}^+$
$\Xi_c(2645)^+$	$\Xi_c^0\pi^+$	$174.7 \pm 0.1$	$2.1 \pm 0.2$	$\frac{3}{2}^+$
$\Xi_c(2645)^0$	$\Xi_c^+\pi^-$	$178.5 \pm 0.1$	$2.4 \pm 0.2$	$\frac{3}{2}^+$
$\Xi_c(2790)^+$	$\Xi_c'^0\pi^+$	$320.7 \pm 0.5$	$9 \pm 1$	$\frac{1}{2}^-$
$\Xi_c(2790)^0$	$\Xi_c'^+\pi^-$	$323.8 \pm 0.5$	$10 \pm 1$	$\frac{1}{2}^-$
$\Xi_c(2815)^+$	$\Xi_c(2645)^0\pi^+$	$348.8 \pm 0.1$	$2.43 \pm 0.23$	$\frac{3}{2}^-$
$\Xi_c(2815)^0$	$\Xi_c(2645)^+\pi^-, \Xi_c^0\gamma$	$349.4 \pm 0.1$	$2.54 \pm 0.23$	$\frac{3}{2}^-$
Charmed baryon excited state	Mode	Mass (MeV/ $c^2$ )	Natural width (MeV)	$J^P$
$\Xi_c(2923)^0$	$\Lambda_c^+ K^-$	$2923.04 \pm 0.35$	$7.1 \pm 2.0$	?
$\Xi_c(2930)^+$	$\Lambda_c^+ K_S^0$	$2942.3 \pm 4.6$	$14.8 \pm 9.1$	?
$\Xi_c(2930)^0$	$\Lambda_c^+ K^-$	$2928.6^{+3.1}_{-12.4}$	$19.5^{+10.2}_{-11.5}$	?
$\Xi_c(2939)^0$	$\Lambda_c^+ K^-$	$2938.55 \pm 0.30$	$10.2 \pm 1.4$	?
$\Xi_c(2965)^0$	$\Lambda_c^+ K^-$	$2964.88 \pm 0.33$	$14.1 \pm 1.6$	?
$\Xi_c(2970)^+$	$\Lambda_c^+ K^- \pi^+, \Sigma_c^{++} K^-, \Xi_c(2645)^0 \pi^+$	$2967.2 \pm 0.8$	$21 \pm 3$	?
$\Xi_c(2970)^0$	$\Xi_c(2645)^+ \pi^-$	$2970.4 \pm 0.8$	$28 \pm 3$	?
$\Xi_c(3055)^+$	$\Sigma_c^{++} K^-, \Lambda D$	$3055.7 \pm 0.4$	$8.0 \pm 1.9$	?
$\Xi_c(3055)^0$	$\Lambda D$	$3059.0 \pm 0.8$	$6.2 \pm 2.4$	?
$\Xi_c(3080)^+$	$\Lambda_c^+ K^- \pi^+, \Sigma_c^{++} K^-, \Sigma_c(2520)^{++} K^-, \Lambda D$	$3077.8 \pm 0.3$	$3.6 \pm 0.7$	?
$\Xi_c(3080)^0$	$\Lambda_c^+ K_S^0 \pi^-, \Sigma_c^0 K_S^0, \Sigma_c(2520)^0 K_S^0$	$3079.9 \pm 1.0$	$5.6 \pm 2.2$	?

Table 308: Summary of excited  $\Omega_c^0$  baryons. For the  $\Omega_c(2770)^0$ , the mass difference with respect to the ground state is given, as the uncertainty is dominated by the uncertainty in the ground state mass. In the remaining cases the total mass is shown, though the uncertainty in the  $\Xi_c^+$  mass makes an important contribution to the total uncertainty.

Charmed baryon excited state	Mode	Mass difference (MeV/ $c^2$ )	Natural width (MeV)	$J^P$
$\Omega_c(2770)^0$	$\Omega_c^0\gamma$	$70.7^{+0.8}_{-0.9}$		$\frac{3}{2}^+$
Charmed baryon excited state	Mode	Mass (MeV/ $c^2$ )	Natural width (MeV)	$J^P$
$\Omega_c(3000)^0$	$\Xi_c^+ K^-$	$3000.4 \pm 0.4$	$4.5 \pm 0.7$	?
$\Omega_c(3050)^0$	$\Xi_c^+ K^-$	$3050.2 \pm 0.3$	$< 1.2$	?
$\Omega_c(3065)^0$	$\Xi_c^+ K^-$	$3065.5 \pm 0.4$	$3.5 \pm 0.5$	?
$\Omega_c(3090)^0$	$\Xi_c^+ K^-$	$3090.0 \pm 0.6$	$8.7 \pm 1.4$	?
$\Omega_c(3120)^0$	$\Xi_c^+ K^-$	$3119.1 \pm 1.0$	$< 2.6$	?

## 11.6 Rare and forbidden decays

This section provides a summary of searches for rare and forbidden charm decays in tabular form. The decay modes can be categorized as flavour-changing neutral currents, including decays with and without hadrons in the final state, and radiative, lepton-flavour-violating, lepton-number-violating, and both baryon- and lepton-number-violating decays. Figures 101-103 plot the upper limits for  $D^0$ ,  $D^+$ ,  $D_s^+$ , and  $\Lambda_c^+$  decays. Tables 309-312 give the corresponding numerical results. Some theoretical predictions are given in Refs. [1516–1531].

Some  $D^0$  decay modes have been observed and are quoted as a branching fraction with uncertainties in the tables and shown as a symbol with a line representing the 68% C.L. interval in the plots.

In several cases the rare-decay final states have been observed with the di-lepton pair being the decay product of a vector meson. For these measurements the quoted limits are those expected for the non-resonant di-lepton spectrum. For the extrapolation to the full spectrum a phase-space distribution of the non-resonant component has been assumed. This applies to the CLEO measurement of the decays  $D_{(s)}^+ \rightarrow (K^+, \pi^+)e^+e^-$  [1532], to the D0 measurements of the decays  $D_{(s)}^+ \rightarrow \pi^+\mu^+\mu^-$  [1533], and to the BABAR measurements of the decays  $D_{(s)}^+ \rightarrow (K^+, \pi^+)e^+e^-$  and  $D_{(s)}^+ \rightarrow (K^+, \pi^+)\mu^+\mu^-$ , where the contribution from  $\phi \rightarrow l^+l^-$  ( $l = e, \mu$ ) has been excluded. In the case of the LHCb measurements of the decays  $D^0 \rightarrow \pi^+\pi^-\mu^+\mu^-$  [1534] as well as the decays  $D_{(s)}^+ \rightarrow \pi^+\mu^+\mu^-$  [1535] the contributions from  $\phi \rightarrow l^+l^-$  as well as from  $\rho, \omega \rightarrow l^+l^-$  ( $l = e, \mu$ ) have been excluded.

Table 309: Upper limits for branching fractions at 90% C.L. for  $D^0$  decays. Where values are quoted with uncertainties, these refer to observed branching fractions with the first uncertainty being statistical and all others systematic as detailed in the corresponding reference.

Decay	BF $\times 10^6$	Experiment	Reference
$\gamma\gamma$	26.0	CLEO II	[1536]
	3.8	BESIII	[1537]
	2.2	BaBar	[1538]
	0.85	Belle	[1539]
$e^+e^-$	220.0	CLEO	[1540]
	170.0	Argus	[1541]
	130.0	Mark3	[1542]
	13.0	CLEO II	[1543]
	8.19	E789	[1544]
	6.2	E791	[1545]
	1.2	BaBar	[1546]
	0.079	Belle	[1547]
$\mu^+\mu^-$	70.0	Argus	[1541]
	44.0	E653	[1548]
	34.0	CLEO II	[1543]
	15.6	E789	[1544]
	5.2	E791	[1545]

Table 309 – continued from previous page

Decay	BF $\times 10^6$	Experiment	Reference
	2.0	HERAb	[1549]
	1.3	BaBar	[1546]
	0.21	CDF	[1550]
	0.14	Belle	[1547]
	0.0062	LHCb	[1551]
$\pi^0 e^+ e^-$	45.0	CLEO II	[1543]
	4.0	BESIII	[1552]
$\pi^0 \mu^+ \mu^-$	540.0	CLEO II	[1543]
	180.0	E653	[1548]
$\eta e^+ e^-$	110.0	CLEO II	[1543]
	3.0	BESIII	[1552]
$\eta \mu^+ \mu^-$	530.0	CLEO II	[1543]
$\pi^+ \pi^- e^+ e^-$	370.0	E791	[1553]
	7.0	BESIII	[1552]
$K_S e^+ e^-$	12.0	BESIII	[1552]
$\rho^0 e^+ e^-$	450.0	CLEO	[1540]
	124.0	E791	[1553]
	100.0	CLEO II	[1543]
$\pi^+ \pi^- \mu^+ \mu^-$	30.0	E791	[1553]
	$0.964 \pm 0.048 \pm 0.051 \pm 0.097$	LHCb	[1554]
$\rho^0 \mu^+ \mu^-$	810.0	CLEO	[1540]
	490.0	CLEO II	[1543]
	230.0	E653	[1548]
	22.0	E791	[1553]
$\omega e^+ e^-$	180.0	CLEO II	[1543]
	6.0	BESIII	[1552]
$\omega \mu^+ \mu^-$	830.0	CLEO II	[1543]
$K^+ K^- e^+ e^-$	315.0	E791	[1553]
	11.0	BESIII	[1552]
$\phi e^+ e^-$	59.0	E791	[1553]
	52.0	CLEO II	[1543]
$K^+ K^- \mu^+ \mu^-$	33.0	E791	[1553]
	$0.154 \pm 0.027 \pm 0.009 \pm 0.016$	LHCb	[1554]
$\phi \mu^+ \mu^-$	410.0	CLEO II	[1543]
	31.0	E791	[1553]
$\overline{K}^0 e^+ e^-$	1700.0	Mark3	[1555]
	110.0	CLEO II	[1543]
$\overline{K}^0 \mu^+ \mu^-$	670.0	CLEO II	[1543]
	260.0	E653	[1548]
$K^- \pi^+ e^+ e^-$	385.0	E791	[1553]

Table 309 – continued from previous page

Decay	BF $\times 10^6$	Experiment	Reference
	41.0	BESIII	[1552]
$K^- \pi^+ (e^+ e^-)_{\rho/\omega}$	$4.0 \pm 0.5 \pm 0.2 \pm 0.1$	BaBar	[1556]
$\bar{K}^{*0}(892) e^+ e^-$	140.0	CLEO II	[1543]
	47.0	E791	[1553]
$K^- \pi^+ \mu^+ \mu^-$	360.0	E791	[1553]
$K^- \pi^+ (\mu^+ \mu^-)_{\rho/\omega}$	$4.17 \pm 0.12 \pm 0.40$	LHCb	[1557]
$\bar{K}^{*0}(892) \mu^+ \mu^-$	1180.0	CLEO II	[1543]
	24.0	E791	[1553]
$\pi^+ \pi^- \pi^0 \mu^+ \mu^-$	810.0	E653	[1548]
$\rho^0 \gamma$	240.0	CLEO II	[1558]
	$17.7 \pm 3.0 \pm 0.7$	Belle	[1293]
$\omega \gamma$	240.0	CLEO II	[1558]
$\bar{K}^{*0}(892) \gamma$	760.0	CLEO II	[1558]
	$322.0 \pm 20.0 \pm 27.0$	BaBar	[1559]
$\phi \gamma$	190.0	CLEO II	[1558]
	$27.3 \pm 3.0 \pm 2.6$	BaBar	[1559]
invisible	94.0	Belle	[1560]
$\mu^\pm e^\mp$	270.0	CLEO	[1540]
	120.0	Mark3	[1561]
	100.0	Argus	[1541]
	19.0	CLEO II	[1543]
	17.2	E789	[1544]
	8.1	E791	[1545]
	0.81	BaBar	[1546]
	0.26	Belle	[1547]
	0.016	LHCb	[1562]
$\pi^0 e^\pm \mu^\mp$	86.0	CLEO II	[1543]
	0.80	BaBar	[1563]
$\eta e^\pm \mu^\mp$	100.0	CLEO II	[1543]
	2.3	BaBar	[1563]
$\pi^+ \pi^- e^\pm \mu^\mp$	15.0	E791	[1553]
	1.7	BaBar	[1564]
$\rho^0 e^\pm \mu^\mp$	66.0	E791	[1553]
	49.0	CLEO II	[1543]
	0.5	BaBar	[1563]
$\omega e^\pm \mu^\mp$	120.0	CLEO II	[1543]
	1.7	BaBar	[1563]
$K^+ K^- e^\pm \mu^\mp$	180.0	E791	[1553]
	1.0	BaBar	[1564]
$\phi e^\pm \mu^\mp$	47.0	E791	[1553]



Table 309 – continued from previous page

Decay	BF $\times 10^6$	Experiment	Reference
	34.0	CLEO II	[1543]
	0.51	BaBar	[1563]
$\overline{K}^0 e^\pm \mu^\mp$	100.0	CLEO II	[1543]
	0.86	BaBar	[1563]
$K^- \pi^+ e^\pm \mu^\mp$	550.0	E791	[1553]
	1.9	BaBar	[1564]
$K^{*0}(892) e^\pm \mu^\mp$	100.0	CLEO II	[1543]
	83.0	E791	[1553]
	1.2	BaBar	[1563]
$\pi^\mp \pi^\mp e^\pm e^\pm$	112.0	E791	[1553]
	0.91	BaBar	[1564]
$\pi^\mp \pi^\mp \mu^\pm \mu^\pm$	29.0	E791	[1553]
	1.5	BaBar	[1564]
$K^\mp \pi^\mp e^\pm e^\pm$	206.0	E791	[1553]
	2.8	BESIII	[1565]
	0.5	BaBar	[1564]
$K^\mp \pi^\mp \mu^\pm \mu^\pm$	390.0	E791	[1553]
	0.53	BaBar	[1564]
$K^\mp K^\mp e^\pm e^\pm$	152.0	E791	[1553]
	0.34	BaBar	[1564]
$K^\mp K^\mp \mu^\pm \mu^\pm$	94.0	E791	[1553]
	0.10	BaBar	[1564]
$\pi^\mp \pi^\mp e^\pm \mu^\pm$	79.0	E791	[1553]
	3.1	BaBar	[1564]
$K^\mp \pi^\mp e^\pm \mu^\pm$	218.0	E791	[1553]
	2.1	BaBar	[1564]
$K^\mp K^\mp e^\pm \mu^\pm$	57.0	E791	[1553]
	0.58	BaBar	[1564]
$pe^-$	10.0	CLEO	[1566]
$\overline{p}e^+$	11.0	CLEO	[1566]

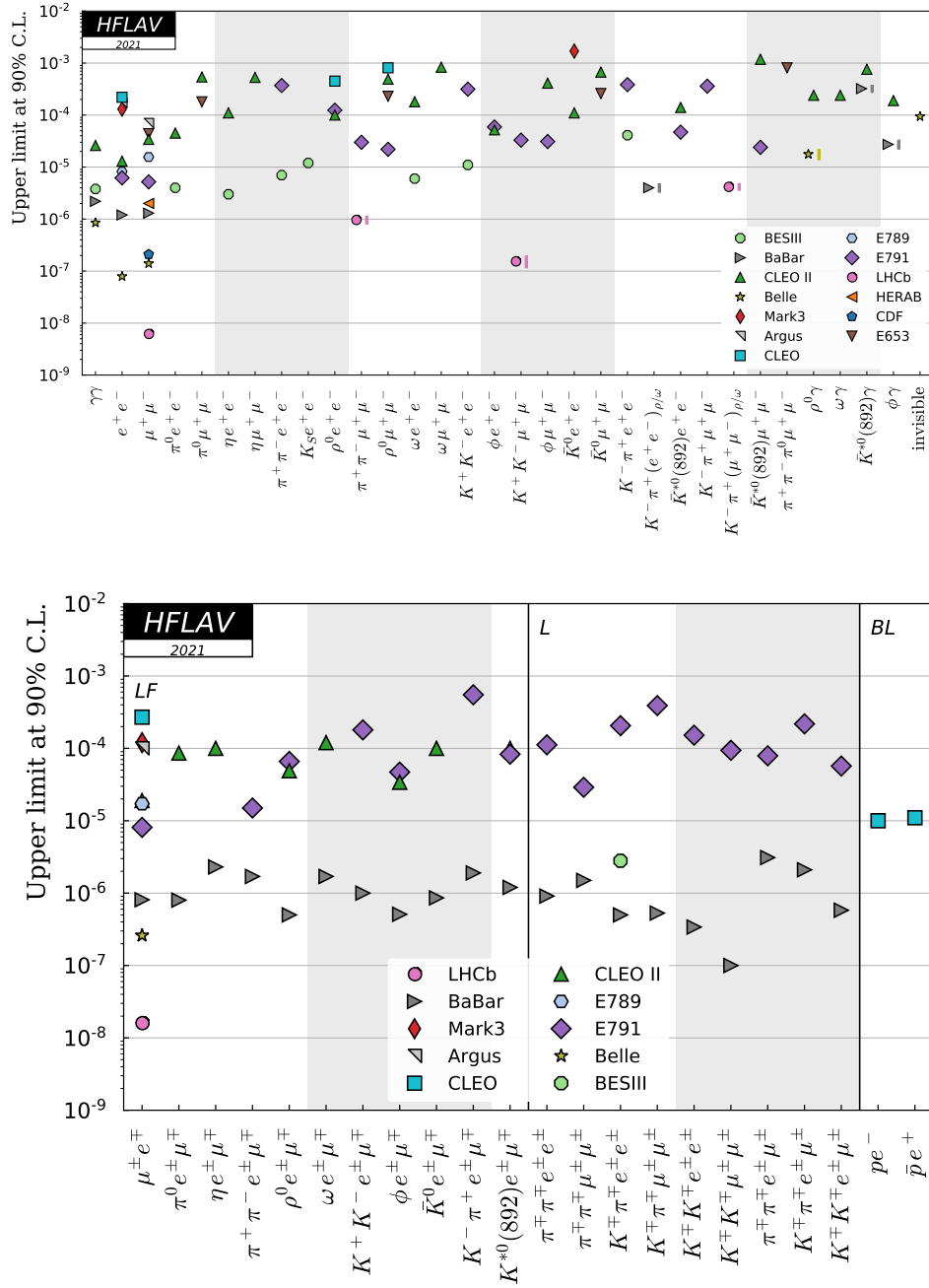


Figure 101: Upper limits at 90% C.L. for  $D^0$  decays. The top plot shows flavour-changing neutral current and radiative decays, and the bottom plot shows lepton-flavour-changing (LF), lepton-number-changing (L), and both baryon- and lepton-number-changing (BL) decays.

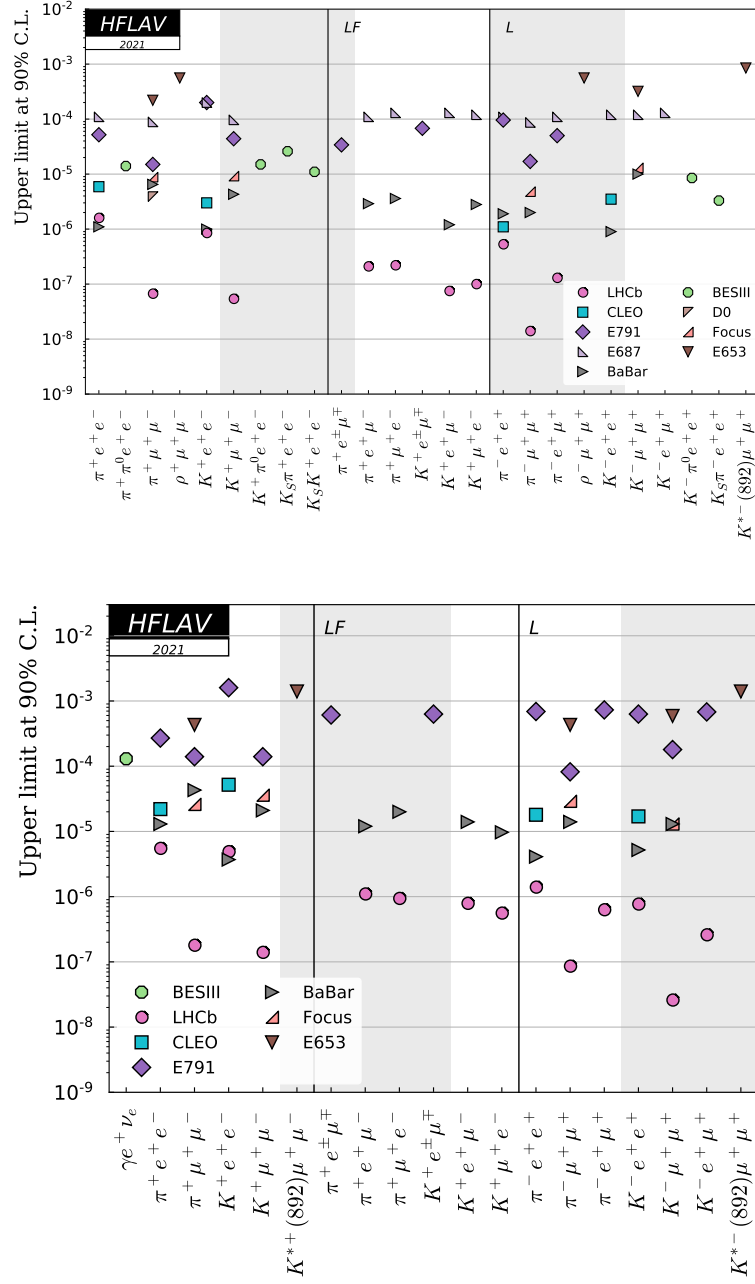


Figure 102: Upper limits at 90% C.L. for  $D^+$  (top) and  $D_s^+$  (bottom) decays. Each plot shows flavour-changing neutral current and rare decays, lepton-flavour-changing decays (LF), and lepton-number-changing (L) decays.

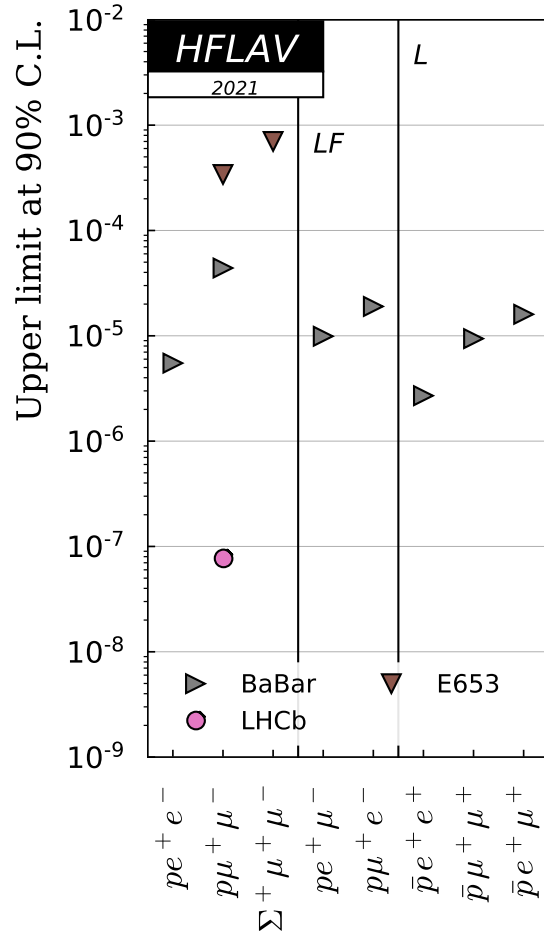


Figure 103: Upper limits at 90% C.L. for  $\Lambda_c^+$  decays. Shown are flavour-changing neutral current decays, lepton-flavour-changing (LF) decays, and lepton-number-changing (L) decays.

Table 310: Upper limits at 90% C.L. for  $D^+$  decays.

Decay	Limit $\times 10^6$	Experiment	Reference
$\pi^+ e^+ e^-$	110.0	E687	[1567]
	52.0	E791	[1545]
	5.9	CLEO	[1532]
	1.6	LHCb	[1568]
	1.1	BaBar	[1569]
$\pi^+ \pi^0 e^+ e^-$	14.0	BESIII	[1552]
$\pi^+ \mu^+ \mu^-$	220.0	E653	[1548]
	89.0	E687	[1567]
	15.0	E791	[1545]
	8.8	Focus	[1570]

Table 310 – continued from previous page

Decay	Limit $\times 10^6$	Experiment	Reference
	6.5	BaBar	[1569]
	3.9	D0	[1533]
	0.067	LHCb	[1568]
$\rho^+\mu^+\mu^-$	560.0	E653	[1548]
$K^+e^+e^-$	200.0	E687	[1567]
	3.0	CLEO	[1532]
	1.0	BaBar	[1569]
	0.85	LHCb	[1568]
$K^+\mu^+\mu^-$	97.0	E687	[1567]
	44.0	E791	[1545]
	9.2	Focus	[1570]
	4.3	BaBar	[1569]
	0.054	LHCb	[1568]
$K^+\pi^0e^+e^-$	15.0	BESIII	[1552]
$K_S\pi^+e^+e^-$	26.0	BESIII	[1552]
$K_SK^+e^+e^-$	11.0	BESIII	[1552]
$\pi^+e^\pm\mu^\mp$	34.0	E791	[1545]
$\pi^+e^+\mu^-$	110.0	E687	[1567]
	2.9	BaBar	[1569]
	0.21	LHCb	[1568]
$\pi^+\mu^+e^-$	130.0	E687	[1567]
	3.6	BaBar	[1569]
	0.22	LHCb	[1568]
$K^+e^\pm\mu^\mp$	68.0	E791	[1545]
$K^+e^+\mu^-$	130.0	E687	[1567]
	1.2	BaBar	[1569]
	0.075	LHCb	[1568]
$K^+\mu^+e^-$	120.0	E687	[1567]
	2.8	BaBar	[1569]
	0.10	LHCb	[1568]
$\pi^-e^+e^+$	110.0	E687	[1567]
	96.0	E791	[1545]
	1.9	BaBar	[1569]
	1.1	CLEO	[1532]
	0.53	LHCb	[1568]
$\pi^-\mu^+\mu^+$	87.0	E687	[1567]
	17.0	E791	[1545]
	4.8	Focus	[1570]
	2.0	BaBar	[1569]
	0.014	LHCb	[1568]

Table 310 – continued from previous page

Decay	Limit $\times 10^6$	Experiment	Reference
$\pi^- e^+ \mu^+$	110.0	E687	[1567]
	50.0	E791	[1545]
	0.13	LHCb	[1568]
$\rho^- \mu^+ \mu^+$	560.0	E653	[1548]
$K^- e^+ e^+$	120.0	E687	[1567]
	3.5	CLEO	[1532]
	0.9	BaBar	[1569]
$K^- \mu^+ \mu^+$	320.0	E653	[1548]
	120.0	E687	[1567]
	13.0	Focus	[1570]
	10.0	BaBar	[1569]
$K^- e^+ \mu^+$	130.0	E687	[1567]
$K^- \pi^0 e^+ e^+$	8.5	BESIII	[1565]
$K_S \pi^- e^+ e^+$	3.3	BESIII	[1565]
$K^{*-}(892) \mu^+ \mu^+$	850.0	E653	[1548]

Table 311: Upper limits at 90% C.L. for  $D_s^+$  decays.

Decay	Limit $\times 10^6$	Experiment	Reference
$\gamma e^+ \nu_e$	130.0	BESIII	[1571]
$\pi^+ e^+ e^-$	270.0	E791	[1545]
	22.0	CLEO	[1532]
	13.0	BaBar	[1569]
	5.5	LHCb	[1568]
$\pi^+ \mu^+ \mu^-$	430.0	E653	[1548]
	140.0	E791	[1545]
	43.0	BaBar	[1569]
	26.0	Focus	[1570]
	0.18	LHCb	[1568]
$K^+ e^+ e^-$	1600.0	E791	[1545]
	52.0	CLEO	[1532]
	4.9	LHCb	[1568]
	3.7	BaBar	[1569]
$K^+ \mu^+ \mu^-$	140.0	E791	[1545]
	36.0	Focus	[1570]
	21.0	BaBar	[1569]
	0.14	LHCb	[1568]
$K^{*+}(892) \mu^+ \mu^-$	1400.0	E653	[1548]
$\pi^+ e^\pm \mu^\mp$	610.0	E791	[1545]
$\pi^+ e^+ \mu^-$	12.0	BaBar	[1569]

Table 311 – continued from previous page

Decay	Limit $\times 10^6$	Experiment	Reference
	1.1	LHCb	[1568]
$\pi^+\mu^+e^-$	20.0	BaBar	[1569]
	0.94	LHCb	[1568]
$K^+e^\pm\mu^\mp$	630.0	E791	[1545]
$K^+e^+\mu^-$	14.0	BaBar	[1569]
	0.79	LHCb	[1568]
$K^+\mu^+e^-$	9.7	BaBar	[1569]
	0.56	LHCb	[1568]
$\pi^-e^+e^+$	690.0	E791	[1545]
	18.0	CLEO	[1532]
	4.1	BaBar	[1569]
	1.4	LHCb	[1568]
$\pi^-\mu^+\mu^+$	430.0	E653	[1548]
	82.0	E791	[1545]
	29.0	Focus	[1570]
	14.0	BaBar	[1569]
	0.086	LHCb	[1568]
$\pi^-e^+\mu^+$	730.0	E791	[1545]
	0.63	LHCb	[1568]
$K^-e^+e^+$	630.0	E791	[1545]
	17.0	CLEO	[1532]
	5.2	BaBar	[1569]
	0.77	LHCb	[1568]
$K^-\mu^+\mu^+$	590.0	E653	[1548]
	180.0	E791	[1545]
	13.0	BaBar	[1569]
	0.026	LHCb	[1568]
$K^-e^+\mu^+$	680.0	E791	[1545]
	0.26	LHCb	[1568]
$K^{*-}(892)\mu^+\mu^+$	1400.0	E653	[1548]

Table 312: Upper limits at 90% C.L. for  $\Lambda_c^+$  decays.

Decay	Limit $\times 10^6$	Experiment	Reference
$pe^+e^-$	5.5	BaBar	[1569]
$p\mu^+\mu^-$	340.0	E653	[1548]
	44.0	BaBar	[1569]
	0.077	LHCb	[1572]
$\Sigma^+\mu^+\mu^-$	700.0	E653	[1548]
$pe^+\mu^-$	9.9	BaBar	[1569]
$p\mu^+e^-$	19.0	BaBar	[1569]
$\bar{p}e^+e^+$	2.7	BaBar	[1569]
$\bar{p}\mu^+\mu^+$	9.4	BaBar	[1569]
$\bar{p}e^+\mu^+$	16.0	BaBar	[1569]



## 12 Tau lepton properties

This section reports a global fit of the available measurements of  $\tau$  branching fractions and some elaborations of the fit results. In this edition, we do not include the combinations of upper limits on  $\tau$  lepton-flavour-violating branching fractions, which were published in previous editions, since it was not possible to update this contribution in due time.

Branching fractions averages are obtained with a fit of branching fractions measurements so as to optimally exploit the available experimental information. The fit is described in Section 12.1. The fit results are used in Section 12.2 to test the lepton-flavour universality of the charged-current weak interaction. A “universality-improved” [1573] branching fraction  $\mathcal{B}_e = \mathcal{B}(\tau \rightarrow e\nu\bar{\nu})$  and the ratio between the hadronic branching fraction and  $\mathcal{B}_e$  are obtained in Section 12.3. The value of the Cabibbo-Kobayashi-Maskawa (CKM) matrix element  $|V_{us}|$  obtained from  $\tau$  decays is given in Section 12.4.

### 12.1 Branching fraction fit

A fit of the available experimental measurements is used to determine the  $\tau$  branching fractions, together with their uncertainties and correlations.

All relevant published statistical and systematic correlations among the measurements are used. In addition, for a selection of measurements, particularly the most precise and the most recent ones, the documented systematic uncertainty contributions are examined to consider systematic dependence on external parameters. We follow the procedures detailed in Section 3.1 to account for the updated values and uncertainties of the external parameters and for the correlations induced on different measurements that have a systematic dependence on the same external parameter.

Both the measurements and the fitted quantities consist of either  $\tau$  decay branching fractions, labelled  $\mathcal{B}_i$ , or ratios of two  $\tau$  decay branching fractions, labelled  $\mathcal{B}_i/\mathcal{B}_j$ . Some branching fractions are sums of other branching fractions, for instance,  $\mathcal{B}_8 = \mathcal{B}(\tau^- \rightarrow h^- \nu_\tau)$ , which is the sum of  $\mathcal{B}_9 = \mathcal{B}(\tau^- \rightarrow \pi^- \nu_\tau)$  and  $\mathcal{B}_{10} = \mathcal{B}(\tau^- \rightarrow K^- \nu_\tau)$ , with the symbol  $h$  referring to a  $\pi$  or a  $K$ . The fit  $\chi^2$  is constructed following Eq. (1) and minimized subject to a list of constraints on the fitted quantities:

- the fitted quantity corresponding to the ratio  $\mathcal{B}_i/\mathcal{B}_j$  must be equal to the ratio of the respective quantities  $\mathcal{B}_i$  and  $\mathcal{B}_j$ ;
- the fitted quantity corresponding to a branching-fraction sum must be equal to the sum of the quantities corresponding to the summed branching fractions.

The constraints are implemented with Lagrange multipliers (see Sec. 3. In some cases, constraints arise from approximate relations that nevertheless hold within the present experimental precision and are treated as exact. For instance, the constraint  $\mathcal{B}(\tau^- \rightarrow K^- K^- K^+ \nu_\tau) = \mathcal{B}(\tau^- \rightarrow K^- \phi \nu_\tau) \times \mathcal{B}(\phi \rightarrow K^+ K^-)$  is justified given the current experimental evidence. Section 12.1.6 lists all constraint equations relating the fitted quantities.

Following a convention established in the Review of Particle Physics,  $\tau$  branching fractions are often labelled with the final state content of  $\pi^\pm$ ,  $\pi^0$ ,  $K^\pm$ ,  $\gamma$ , implicitly including decay chains that involve intermediate particles, e.g.,  $K_S^0 \rightarrow \pi^+ \pi^-$ , and  $\eta$ ,  $\omega$ ,  $\phi$  decays. When measurements exclude the contribution of some or all the known intermediate particles, the branching fraction notation flags this information by adding, e.g., “ex.  $K^0$ ”.

### 12.1.1 Fit results

We use a total of 171 measurements to fit 135 quantities subject to 88 constraints. The fit has  $\chi^2/\text{d.o.f.} = 134/124$ , corresponding to a confidence level  $\text{CL} = 24.56\%$ . The fitted quantity values and uncertainties are listed in Table 313. Although the fit treats all quantities in the same way, for the purpose of presenting correlations we select a set of 47 “basis quantities” from which all remaining quantities can be calculated using the definitions listed in Section 12.1.6. The off-diagonal correlation coefficients between the basis quantities are listed in Section 12.1.5.

Table 313 also reports  $\mathcal{B}_{110} = \mathcal{B}(\tau^- \rightarrow X_s^- \nu_\tau)$  (see Section 12.1.6), the total measured branching fraction for  $\tau$  decays to final states with strangeness 1. Also reported is the unitarity residual  $\mathcal{B}_{998} = 1 - \mathcal{B}_{\text{All}} = (0.0684 \pm 0.1068) \cdot 10^{-2}$ , where  $1 - \mathcal{B}_{\text{All}}$  is the sum of the  $\tau$  branching fractions into all measured final states. We find that  $\mathcal{B}_{998}$  is consistent with 0 to within the experimental uncertainty. A unitarity constraint forcing  $\mathcal{B}_{998}$  to be 0 is not applied.

In performing the fit, a scale factor of 5.44 was applied to the published uncertainties of the two severely inconsistent measurements of  $\mathcal{B}_{96} = \tau \rightarrow KKK\nu$  by *BABAR* and *Belle*. The scale-factor value was chosen using the PDG procedure, *i.e.*, it is such that  $\chi^2/\text{d.o.f.} = 1$  when fitting just the two  $\mathcal{B}_{96}$  measurements.

### 12.1.2 Changes with respect to the previous report

In the previous HFLAV reports [1, 221, 441, 1574], information from the ALEPH Collaboration [1575] was used to compute inclusive  $\tau$  branching fractions for final states with one or more hadron, where each hadron can be either a pion or a kaon. In the current report, we use Ref. [1575] for the branching fractions for exclusive final states containing one or more charged pions. The past choice granted some minor advantages, which are now dropped in the interest of simplicity. As a consequence, the  $\tau$  branching fraction global fit reported here matches more closely the fit that we supply to the PDG, reported in Ref. [9].

A set of preliminary *BABAR* results presented in 2018 [1576], used in the  $\tau$  branching fraction fit in the previous HFLAV report [1], are not used here since they have not yet been published. Therefore, we now use the older *BABAR* measurement of  $\mathcal{B}_{16} = \mathcal{B}(\tau^- \rightarrow K^- \pi^0 \nu_\tau)$  in Ref. [1577]. This revision of input measurements causes a significant shift of the value of  $\mathcal{B}(\tau^- \rightarrow K^- 3\pi^0 \nu_\tau \text{ (ex. } K^0, \eta))$ , which is however consistent with the large uncertainty on the sole direct measurement of this mode by ALEPH.

Since this edition, we use new improved calculations of the radiative corrections for the theory predictions of the  $\tau$  decays to pseudoscalar mesons [1578]. The estimated uncertainties are increased but more reliable in comparison to the previous estimations [1579–1582]. There is a minor increase of the uncertainties on the lepton universality tests based on hadronic  $\tau$  decays (section 12.2) and on  $|V_{us}|$  (section 12.4).

The parameters used to update the measurements’ systematic biases and the parameters appearing in the constraint equations in Section 12.1.6 have been updated to the PDG 2020 update [9].

### 12.1.3 Differences between the HFLAV 2021 fit and the PDG 2021 fit

Our branching-fraction fit is different from that of the PDG [9] in several ways.

The PDG fit enforces the unitarity constraint  $\mathcal{B}_{998} = 0$ , while the HFLAV 2021 fit does not.

As in our previous report [1], we use the ALEPH [9] estimate for  $\mathcal{B}_{805} = \mathcal{B}(\tau^- \rightarrow a_1^-(\pi^-\gamma)\nu_\tau)$ , which is not a direct measurement. By contrast, the PDG fit defines  $\mathcal{B}_{805} = \mathcal{B}(a_1 \rightarrow \pi\gamma) \times \mathcal{B}(\tau \rightarrow 3\pi\nu)$ , using the PDG average of  $\mathcal{B}(a_1 \rightarrow \pi\gamma)$  as a parameter in the fit. As a consequence, the PDG fit procedure does not take into account the large uncertainty on  $\mathcal{B}(a_1 \rightarrow \pi\gamma)$ . This results in an underestimated uncertainty on  $\mathcal{B}_{805}$ , which is then properly adjusted with respect to the fit result in the PDG listings.

#### 12.1.4 Branching fraction fit results and experimental inputs

Table 313 reports the experimental inputs to the  $\tau$  branching-fraction fit and the fit results.

Table 313: HFLAV 2021 branching fractions fit results.

$\tau$ lepton branching fraction	Experiment	Reference
$\mathcal{B}_1 = \text{particle}^- \geq 0 \text{ neutrals} \geq 0 K^0 \nu_\tau$		
$0.8518 \pm 0.0011$	average	
$\mathcal{B}_2 = \text{particle}^- \geq 0 \text{ neutrals} \geq 0 K_L^0 \nu_\tau$		
$0.8452 \pm 0.0010$	average	
$\mathcal{B}_3 = \mu^- \bar{\nu}_\mu \nu_\tau$		
$0.17387 \pm 0.00040$	average	
$0.17319 \pm 0.00070 \pm 0.00032$	ALEPH	[1575]
$0.17325 \pm 0.00095 \pm 0.00077$	DELPHI	[1583]
$0.17342 \pm 0.00110 \pm 0.00067$	L3	[1584]
$0.17340 \pm 0.00090 \pm 0.00060$	OPAL	[1585]
$\frac{\mathcal{B}_3}{\mathcal{B}_5} = \frac{\mu^- \bar{\nu}_\mu \nu_\tau}{e^- \bar{\nu}_e \nu_\tau}$		
$0.9762 \pm 0.0028$	average	
$0.9970 \pm 0.0350 \pm 0.0400$	ARGUS	[1586]
$0.9796 \pm 0.0016 \pm 0.0036$	BABAR	[1587]
$0.9777 \pm 0.0063 \pm 0.0087$	CLEO	[1588]
$\mathcal{B}_5 = e^- \bar{\nu}_e \nu_\tau$		
$0.17811 \pm 0.00041$	average	
$0.17837 \pm 0.00072 \pm 0.00036$	ALEPH	[1575]
$0.17760 \pm 0.00060 \pm 0.00170$	CLEO	[1588]
$0.17877 \pm 0.00109 \pm 0.00110$	DELPHI	[1583]
$0.17806 \pm 0.00104 \pm 0.00076$	L3	[1584]
$0.17810 \pm 0.00090 \pm 0.00060$	OPAL	[1589]
$\mathcal{B}_7 = h^- \geq 0 K_L^0 \nu_\tau$		

Table 313 – continued from previous page

$\tau$ lepton branching fraction	Experiment	Reference
$0.12020 \pm 0.00055$	average	
$0.12400 \pm 0.00700 \pm 0.00700$	DELPHI	[1590]
$0.12470 \pm 0.00260 \pm 0.00430$	L3	[1591]
$0.12100 \pm 0.00700 \pm 0.00500$	OPAL	[1592]
$\mathcal{B}_8 = h^- \nu_\tau$		
$0.11504 \pm 0.00054$	average	
$0.11520 \pm 0.00050 \pm 0.00120$	CLEO	[1588]
$0.11571 \pm 0.00120 \pm 0.00114$	DELPHI	[1593]
$0.11980 \pm 0.00130 \pm 0.00160$	OPAL	[1594]
$\frac{\mathcal{B}_8}{\mathcal{B}_5} = \frac{h^- \nu_\tau}{e^- \bar{\nu}_e \nu_\tau}$		
$0.6459 \pm 0.0033$	average	
$\mathcal{B}_9 = \pi^- \nu_\tau$		
$0.10808 \pm 0.00053$	average	
$0.10828 \pm 0.00070 \pm 0.00078$	ALEPH	[1575]
$\frac{\mathcal{B}_9}{\mathcal{B}_5} = \frac{\pi^- \nu_\tau}{e^- \bar{\nu}_e \nu_\tau}$		
$0.6068 \pm 0.0032$	average	
$0.5945 \pm 0.0014 \pm 0.0061$	BABAR	[1587]
$\mathcal{B}_{10} = K^- \nu_\tau$		
$(0.6957 \pm 0.0096) \cdot 10^{-2}$	average	
$(0.6960 \pm 0.0250 \pm 0.0140) \cdot 10^{-2}$	ALEPH	[1595]
$(0.6600 \pm 0.0700 \pm 0.0900) \cdot 10^{-2}$	CLEO	[1596]
$(0.8500 \pm 0.1800 \pm 0.0000) \cdot 10^{-2}$	DELPHI	[1597]
$(0.6580 \pm 0.0270 \pm 0.0290) \cdot 10^{-2}$	OPAL	[1598]
$\frac{\mathcal{B}_{10}}{\mathcal{B}_5} = \frac{K^- \nu_\tau}{e^- \bar{\nu}_e \nu_\tau}$		
$(3.906 \pm 0.054) \cdot 10^{-2}$	average	
$(3.882 \pm 0.032 \pm 0.057) \cdot 10^{-2}$	BABAR	[1587]
$\frac{\mathcal{B}_{10}}{\mathcal{B}_9} = \frac{K^- \nu_\tau}{\pi^- \nu_\tau}$		
$(6.437 \pm 0.092) \cdot 10^{-2}$	average	
$\mathcal{B}_{11} = h^- \geq 1 \text{ neutrals } \nu_\tau$		
$0.36977 \pm 0.00098$	average	

Table 313 – continued from previous page

$\tau$ lepton branching fraction	Experiment	Reference
$\mathcal{B}_{12} = h^- \geq 1 \pi^0 \nu_\tau$ (ex. $K^0$ )		
$0.36477 \pm 0.00098$	average	
$\mathcal{B}_{13} = h^- \pi^0 \nu_\tau$		
$0.25918 \pm 0.00090$	average	
$0.25670 \pm 0.00010 \pm 0.00390$	Belle	[1599]
$0.25870 \pm 0.00120 \pm 0.00420$	CLEO	[1600]
$0.25740 \pm 0.00201 \pm 0.00138$	DELPHI	[1593]
$0.25050 \pm 0.00350 \pm 0.00500$	L3	[1591]
$0.25890 \pm 0.00170 \pm 0.00290$	OPAL	[1594]
$\mathcal{B}_{14} = \pi^- \pi^0 \nu_\tau$		
$0.25486 \pm 0.00090$	average	
$0.25471 \pm 0.00097 \pm 0.00085$	ALEPH	[1575]
$\mathcal{B}_{16} = K^- \pi^0 \nu_\tau$		
$(0.4322 \pm 0.0148) \cdot 10^{-2}$	average	
$(0.4440 \pm 0.0260 \pm 0.0240) \cdot 10^{-2}$	ALEPH	[1595]
$(0.4160 \pm 0.0030 \pm 0.0180) \cdot 10^{-2}$	BABAR	[1577]
$(0.5100 \pm 0.1000 \pm 0.0700) \cdot 10^{-2}$	CLEO	[1596]
$(0.4710 \pm 0.0590 \pm 0.0230) \cdot 10^{-2}$	OPAL	[1601]
$\mathcal{B}_{17} = h^- \geq 2 \pi^0 \nu_\tau$		
$0.10794 \pm 0.00097$	average	
$0.09910 \pm 0.00310 \pm 0.00270$	OPAL	[1594]
$\mathcal{B}_{18} = h^- 2 \pi^0 \nu_\tau$		
$(9.460 \pm 0.100) \cdot 10^{-2}$	average	
$\mathcal{B}_{19} = h^- 2 \pi^0 \nu_\tau$ (ex. $K^0$ )		
$(9.309 \pm 0.100) \cdot 10^{-2}$	average	
$(9.498 \pm 0.320 \pm 0.275) \cdot 10^{-2}$	DELPHI	[1593]
$(8.880 \pm 0.370 \pm 0.420) \cdot 10^{-2}$	L3	[1591]
$\frac{\mathcal{B}_{19}}{\mathcal{B}_{13}} = \frac{h^- 2 \pi^0 \nu_\tau \text{ (ex. } K^0 \text{)}}{h^- \pi^0 \nu_\tau}$		
$0.3592 \pm 0.0045$	average	
$0.3420 \pm 0.0060 \pm 0.0160$	CLEO	[1602]
$\mathcal{B}_{20} = \pi^- 2 \pi^0 \nu_\tau$ (ex. $K^0$ )		
$(9.245 \pm 0.099) \cdot 10^{-2}$	average	

Table 313 – continued from previous page

$\tau$ lepton branching fraction	Experiment	Reference
$(9.239 \pm 0.086 \pm 0.090) \cdot 10^{-2}$	ALEPH	[1575]
$\mathcal{B}_{23} = K^- 2\pi^0 \nu_\tau$ (ex. $K^0$ )		
$(0.0634 \pm 0.0219) \cdot 10^{-2}$	average	
$(0.0560 \pm 0.0200 \pm 0.0150) \cdot 10^{-2}$	ALEPH	[1595]
$(0.0900 \pm 0.1000 \pm 0.0300) \cdot 10^{-2}$	CLEO	[1596]
$\mathcal{B}_{24} = h^- \geq 3\pi^0 \nu_\tau$		
$(1.335 \pm 0.066) \cdot 10^{-2}$	average	
$\mathcal{B}_{25} = h^- \geq 3\pi^0 \nu_\tau$ (ex. $K^0$ )		
$(1.250 \pm 0.066) \cdot 10^{-2}$	average	
$(1.403 \pm 0.214 \pm 0.224) \cdot 10^{-2}$	DELPHI	[1593]
$\mathcal{B}_{26} = h^- 3\pi^0 \nu_\tau$		
$(1.173 \pm 0.072) \cdot 10^{-2}$	average	
$(1.700 \pm 0.240 \pm 0.380) \cdot 10^{-2}$	L3	[1591]
$\frac{\mathcal{B}_{26}}{\mathcal{B}_{13}} = \frac{h^- 3\pi^0 \nu_\tau}{h^- \pi^0 \nu_\tau}$		
$(4.526 \pm 0.278) \cdot 10^{-2}$	average	
$(4.400 \pm 0.300 \pm 0.500) \cdot 10^{-2}$	CLEO	[1602]
$\mathcal{B}_{27} = \pi^- 3\pi^0 \nu_\tau$ (ex. $K^0$ )		
$(1.040 \pm 0.071) \cdot 10^{-2}$	average	
$(0.977 \pm 0.069 \pm 0.058) \cdot 10^{-2}$	ALEPH	[1575]
$\mathcal{B}_{28} = K^- 3\pi^0 \nu_\tau$ (ex. $K^0, \eta$ )		
$(4.648 \pm 2.131) \cdot 10^{-4}$	average	
$(3.700 \pm 2.100 \pm 1.100) \cdot 10^{-4}$	ALEPH	[1595]
$\mathcal{B}_{29} = h^- 4\pi^0 \nu_\tau$ (ex. $K^0$ )		
$(0.1587 \pm 0.0391) \cdot 10^{-2}$	average	
$(0.1600 \pm 0.0500 \pm 0.0500) \cdot 10^{-2}$	CLEO	[1602]
$\mathcal{B}_{30} = h^- 4\pi^0 \nu_\tau$ (ex. $K^0, \eta$ )		
$(0.1118 \pm 0.0391) \cdot 10^{-2}$	average	
$(0.1120 \pm 0.0370 \pm 0.0350) \cdot 10^{-2}$	ALEPH	[1575]
$\mathcal{B}_{31} = K^- \geq 0\pi^0 \geq 0K^0 \geq 0\gamma \nu_\tau$		
$(1.548 \pm 0.029) \cdot 10^{-2}$	average	
$(1.700 \pm 0.120 \pm 0.190) \cdot 10^{-2}$	CLEO	[1596]

Table 313 – continued from previous page

$\tau$ lepton branching fraction	Experiment	Reference
$(1.540 \pm 0.240 \pm 0.000) \cdot 10^{-2}$	DELPHI	[1597]
$(1.528 \pm 0.039 \pm 0.040) \cdot 10^{-2}$	OPAL	[1598]
$\mathcal{B}_{32} = K^- \geq 1 (\pi^0 \text{ or } K^0 \text{ or } \gamma) \nu_\tau$		
$(0.8556 \pm 0.0282) \cdot 10^{-2}$	average	
$\mathcal{B}_{33} = K_S^0 (\text{particles})^- \nu_\tau$		
$(0.9370 \pm 0.0292) \cdot 10^{-2}$	average	
$(0.9700 \pm 0.0580 \pm 0.0620) \cdot 10^{-2}$	ALEPH	[1603]
$(0.9700 \pm 0.0900 \pm 0.0600) \cdot 10^{-2}$	OPAL	[1604]
$\mathcal{B}_{34} = h^- \bar{K}^0 \nu_\tau$		
$(0.9861 \pm 0.0138) \cdot 10^{-2}$	average	
$(0.8550 \pm 0.0360 \pm 0.0730) \cdot 10^{-2}$	CLEO	[1605]
$\mathcal{B}_{35} = \pi^- \bar{K}^0 \nu_\tau$		
$(0.8375 \pm 0.0139) \cdot 10^{-2}$	average	
$(0.9280 \pm 0.0450 \pm 0.0340) \cdot 10^{-2}$	ALEPH	[1595]
$(0.8320 \pm 0.0025 \pm 0.0150) \cdot 10^{-2}$	Belle	[1606]
$(0.9500 \pm 0.1500 \pm 0.0600) \cdot 10^{-2}$	L3	[1607]
$(0.9330 \pm 0.0680 \pm 0.0490) \cdot 10^{-2}$	OPAL	[1608]
$\mathcal{B}_{37} = K^- K^0 \nu_\tau$		
$(0.1486 \pm 0.0034) \cdot 10^{-2}$	average	
$(0.1580 \pm 0.0420 \pm 0.0170) \cdot 10^{-2}$	ALEPH	[1603]
$(0.1620 \pm 0.0210 \pm 0.0110) \cdot 10^{-2}$	ALEPH	[1595]
$(0.1478 \pm 0.0022 \pm 0.0040) \cdot 10^{-2}$	BABAR	[1609]
$(0.1480 \pm 0.0013 \pm 0.0055) \cdot 10^{-2}$	Belle	[1606]
$(0.1510 \pm 0.0210 \pm 0.0220) \cdot 10^{-2}$	CLEO	[1605]
$\mathcal{B}_{38} = K^- K^0 \geq 0 \pi^0 \nu_\tau$		
$(0.2985 \pm 0.0073) \cdot 10^{-2}$	average	
$(0.3300 \pm 0.0550 \pm 0.0390) \cdot 10^{-2}$	OPAL	[1608]
$\mathcal{B}_{39} = h^- \bar{K}^0 \pi^0 \nu_\tau$		
$(0.5310 \pm 0.0134) \cdot 10^{-2}$	average	
$(0.5620 \pm 0.0500 \pm 0.0480) \cdot 10^{-2}$	CLEO	[1605]
$\mathcal{B}_{40} = \pi^- \bar{K}^0 \pi^0 \nu_\tau$		
$(0.3810 \pm 0.0129) \cdot 10^{-2}$	average	

Table 313 – continued from previous page

$\tau$ lepton branching fraction	Experiment	Reference
$(0.2940 \pm 0.0730 \pm 0.0370) \cdot 10^{-2}$	ALEPH	[1603]
$(0.3470 \pm 0.0530 \pm 0.0370) \cdot 10^{-2}$	ALEPH	[1595]
$(0.3860 \pm 0.0031 \pm 0.0135) \cdot 10^{-2}$	Belle	[1606]
$(0.4100 \pm 0.1200 \pm 0.0300) \cdot 10^{-2}$	L3	[1607]
<hr/>		
$\mathcal{B}_{42} = K^- K^0 \pi^0 \nu_\tau$		
$(0.1499 \pm 0.0070) \cdot 10^{-2}$	average	
$(0.1520 \pm 0.0760 \pm 0.0210) \cdot 10^{-2}$	ALEPH	[1603]
$(0.1430 \pm 0.0250 \pm 0.0150) \cdot 10^{-2}$	ALEPH	[1595]
$(0.1496 \pm 0.0019 \pm 0.0073) \cdot 10^{-2}$	Belle	[1606]
$(0.1450 \pm 0.0360 \pm 0.0200) \cdot 10^{-2}$	CLEO	[1605]
<hr/>		
$\mathcal{B}_{43} = \pi^- \bar{K}^0 \geq 1 \pi^0 \nu_\tau$		
$(0.4045 \pm 0.0260) \cdot 10^{-2}$	average	
$(0.3240 \pm 0.0740 \pm 0.0660) \cdot 10^{-2}$	OPAL	[1608]
<hr/>		
$\mathcal{B}_{44} = \pi^- \bar{K}^0 2\pi^0 \nu_\tau$ (ex. $K^0$ )		
$(2.342 \pm 2.306) \cdot 10^{-4}$	average	
$(2.600 \pm 2.400 \pm 0.000) \cdot 10^{-4}$	ALEPH	[1610]
<hr/>		
$\mathcal{B}_{46} = \pi^- K^0 \bar{K}^0 \nu_\tau$		
$(0.1517 \pm 0.0247) \cdot 10^{-2}$	average	
<hr/>		
$\mathcal{B}_{47} = \pi^- K_S^0 K_S^0 \nu_\tau$		
$(2.349 \pm 0.065) \cdot 10^{-4}$	average	
$(2.600 \pm 1.000 \pm 0.500) \cdot 10^{-4}$	ALEPH	[1603]
$(2.310 \pm 0.040 \pm 0.080) \cdot 10^{-4}$	BABAR	[1611]
$(2.330 \pm 0.033 \pm 0.093) \cdot 10^{-4}$	Belle	[1606]
$(2.300 \pm 0.500 \pm 0.300) \cdot 10^{-4}$	CLEO	[1605]
<hr/>		
$\mathcal{B}_{48} = \pi^- K_S^0 K_L^0 \nu_\tau$		
$(0.1048 \pm 0.0247) \cdot 10^{-2}$	average	
$(0.1010 \pm 0.0230 \pm 0.0130) \cdot 10^{-2}$	ALEPH	[1603]
<hr/>		
$\mathcal{B}_{49} = \pi^- \pi^0 K^0 \bar{K}^0 \nu_\tau$		
$(3.543 \pm 1.193) \cdot 10^{-4}$	average	
<hr/>		
$\mathcal{B}_{50} = \pi^- K_S^0 K_S^0 \pi^0 \nu_\tau$		
$(1.820 \pm 0.207) \cdot 10^{-5}$	average	
$(1.600 \pm 0.200 \pm 0.220) \cdot 10^{-5}$	BABAR	[1611]



Table 313 – continued from previous page

$\tau$ lepton branching fraction	Experiment	Reference
$(2.000 \pm 0.216 \pm 0.202) \cdot 10^{-5}$	Belle	[1606]
$\mathcal{B}_{51} = \pi^- K_S^0 K_L^0 \pi^0 \nu_\tau$		
$(3.179 \pm 1.192) \cdot 10^{-4}$	average	
$(3.100 \pm 1.100 \pm 0.500) \cdot 10^{-4}$	ALEPH	[1603]
$\mathcal{B}_{53} = \bar{K}^0 h^- h^- h^+ \nu_\tau$		
$(2.223 \pm 2.024) \cdot 10^{-4}$	average	
$(2.300 \pm 1.900 \pm 0.700) \cdot 10^{-4}$	ALEPH	[1603]
$\mathcal{B}_{54} = h^- h^- h^+ \geq 0 \text{ neutrals} \geq 0 K_L^0 \nu_\tau$		
$0.15193 \pm 0.00063$	average	
$0.15000 \pm 0.00400 \pm 0.00300$	CELLO	[1612]
$0.14400 \pm 0.00600 \pm 0.00300$	L3	[1613]
$0.15100 \pm 0.00800 \pm 0.00600$	TPC	[1614]
$\mathcal{B}_{55} = h^- h^- h^+ \geq 0 \text{ neutrals} \nu_\tau \text{ (ex. } K^0)$		
$0.14545 \pm 0.00058$	average	
$0.14556 \pm 0.00105 \pm 0.00076$	L3	[1615]
$0.14960 \pm 0.00090 \pm 0.00220$	OPAL	[1616]
$\mathcal{B}_{56} = h^- h^- h^+ \nu_\tau$		
$(9.790 \pm 0.055) \cdot 10^{-2}$	average	
$\mathcal{B}_{57} = h^- h^- h^+ \nu_\tau \text{ (ex. } K^0)$		
$(9.449 \pm 0.054) \cdot 10^{-2}$	average	
$(9.510 \pm 0.070 \pm 0.200) \cdot 10^{-2}$	CLEO	[1617]
$(9.317 \pm 0.090 \pm 0.082) \cdot 10^{-2}$	DELPHI	[1593]
$\mathcal{B}_{57} = \frac{h^- h^- h^+ \nu_\tau \text{ (ex. } K^0)}{h^- h^- h^+ \geq 0 \text{ neutrals} \nu_\tau \text{ (ex. } K^0)}$		
$0.6496 \pm 0.0031$	average	
$0.6600 \pm 0.0040 \pm 0.0140$	OPAL	[1616]
$\mathcal{B}_{58} = h^- h^- h^+ \nu_\tau \text{ (ex. } K^0, \omega)$		
$(9.419 \pm 0.054) \cdot 10^{-2}$	average	
$\mathcal{B}_{59} = \pi^- \pi^+ \pi^- \nu_\tau$		
$(9.300 \pm 0.052) \cdot 10^{-2}$	average	
$\mathcal{B}_{60} = \pi^- \pi^+ \pi^- \nu_\tau \text{ (ex. } K^0)$		
$(9.010 \pm 0.052) \cdot 10^{-2}$	average	

Table 313 – continued from previous page

$\tau$ lepton branching fraction	Experiment	Reference
$(8.830 \pm 0.010 \pm 0.130) \cdot 10^{-2}$	BABAR	[1618]
$(8.420 \pm 0.000^{+0.260}_{-0.250}) \cdot 10^{-2}$	Belle	[1619]
$(9.130 \pm 0.050 \pm 0.460) \cdot 10^{-2}$	CLEO3	[1620]
$\mathcal{B}_{62} = \pi^- \pi^+ \pi^- \nu_\tau$ (ex. $K^0, \omega$ )		
$(8.981 \pm 0.052) \cdot 10^{-2}$	average	
$(9.041 \pm 0.060 \pm 0.076) \cdot 10^{-2}$	ALEPH	[1575]
$\mathcal{B}_{63} = h^- h^- h^+ \geq 1 \text{ neutrals } \nu_\tau$		
$(5.293 \pm 0.052) \cdot 10^{-2}$	average	
$\mathcal{B}_{64} = h^- h^- h^+ \geq 1 \pi^0 \nu_\tau$ (ex. $K^0$ )		
$(5.088 \pm 0.052) \cdot 10^{-2}$	average	
$\mathcal{B}_{65} = h^- h^- h^+ \pi^0 \nu_\tau$		
$(4.757 \pm 0.054) \cdot 10^{-2}$	average	
$\mathcal{B}_{66} = h^- h^- h^+ \pi^0 \nu_\tau$ (ex. $K^0$ )		
$(4.573 \pm 0.054) \cdot 10^{-2}$	average	
$(4.230 \pm 0.060 \pm 0.220) \cdot 10^{-2}$	CLEO	[1617]
$(4.545 \pm 0.106 \pm 0.103) \cdot 10^{-2}$	DELPHI	[1593]
$\mathcal{B}_{67} = h^- h^- h^+ \pi^0 \nu_\tau$ (ex. $K^0, \omega$ )		
$(2.791 \pm 0.071) \cdot 10^{-2}$	average	
$\mathcal{B}_{68} = \pi^- \pi^+ \pi^- \pi^0 \nu_\tau$		
$(4.620 \pm 0.054) \cdot 10^{-2}$	average	
$\mathcal{B}_{69} = \pi^- \pi^+ \pi^- \pi^0 \nu_\tau$ (ex. $K^0$ )		
$(4.488 \pm 0.054) \cdot 10^{-2}$	average	
$(4.598 \pm 0.057 \pm 0.064) \cdot 10^{-2}$	ALEPH	[1575]
$(4.190 \pm 0.100 \pm 0.210) \cdot 10^{-2}$	CLEO	[1621]
$\mathcal{B}_{70} = \pi^- \pi^+ \pi^- \pi^0 \nu_\tau$ (ex. $K^0, \omega$ )		
$(2.743 \pm 0.071) \cdot 10^{-2}$	average	
$\mathcal{B}_{74} = h^- h^- h^+ \geq 2 \pi^0 \nu_\tau$ (ex. $K^0$ )		
$(0.5154 \pm 0.0312) \cdot 10^{-2}$	average	
$(0.5610 \pm 0.0680 \pm 0.0950) \cdot 10^{-2}$	DELPHI	[1593]
$\mathcal{B}_{75} = h^- h^- h^+ 2 \pi^0 \nu_\tau$		
$(0.5041 \pm 0.0311) \cdot 10^{-2}$	average	

Table 313 – continued from previous page

$\tau$ lepton branching fraction	Experiment	Reference
$\mathcal{B}_{76} = h^- h^- h^+ 2\pi^0 \nu_\tau$ (ex. $K^0$ )		
$(0.4942 \pm 0.0311) \cdot 10^{-2}$	average	
$(0.4350 \pm 0.0300 \pm 0.0350) \cdot 10^{-2}$	ALEPH	[1575]
$\frac{\mathcal{B}_{76}}{\mathcal{B}_{54}} = \frac{h^- h^- h^+ 2\pi^0 \nu_\tau \text{ (ex. } K^0\text{)}}{h^- h^- h^+ \geq 0 \text{ neutrals} \geq 0 K_L^0 \nu_\tau}$		
$(3.252 \pm 0.203) \cdot 10^{-2}$	average	
$(3.400 \pm 0.200 \pm 0.300) \cdot 10^{-2}$	CLEO	[1622]
$\mathcal{B}_{77} = h^- h^- h^+ 2\pi^0 \nu_\tau$ (ex. $K^0, \omega, \eta$ )		
$(9.790 \pm 3.562) \cdot 10^{-4}$	average	
$\mathcal{B}_{78} = h^- h^- h^+ 3\pi^0 \nu_\tau$		
$(2.124 \pm 0.299) \cdot 10^{-4}$	average	
$(2.200 \pm 0.300 \pm 0.400) \cdot 10^{-4}$	CLEO	[1623]
$\mathcal{B}_{79} = K^- h^- h^+ \geq 0 \text{ neutrals} \nu_\tau$		
$(0.6276 \pm 0.0140) \cdot 10^{-2}$	average	
$\mathcal{B}_{80} = K^- \pi^- h^+ \nu_\tau$ (ex. $K^0$ )		
$(0.4364 \pm 0.0073) \cdot 10^{-2}$	average	
$\frac{\mathcal{B}_{80}}{\mathcal{B}_{60}} = \frac{K^- \pi^- h^+ \nu_\tau \text{ (ex. } K^0\text{)}}{\pi^- \pi^+ \pi^- \nu_\tau \text{ (ex. } K^0\text{)}}$		
$(4.843 \pm 0.079) \cdot 10^{-2}$	average	
$(5.440 \pm 0.210 \pm 0.530) \cdot 10^{-2}$	CLEO	[1624]
$\mathcal{B}_{81} = K^- \pi^- h^+ \pi^0 \nu_\tau$ (ex. $K^0$ )		
$(8.498 \pm 1.169) \cdot 10^{-4}$	average	
$\frac{\mathcal{B}_{81}}{\mathcal{B}_{69}} = \frac{K^- \pi^- h^+ \pi^0 \nu_\tau \text{ (ex. } K^0\text{)}}{\pi^- \pi^+ \pi^- \pi^0 \nu_\tau \text{ (ex. } K^0\text{)}}$		
$(1.893 \pm 0.264) \cdot 10^{-2}$	average	
$(2.610 \pm 0.450 \pm 0.420) \cdot 10^{-2}$	CLEO	[1624]
$\mathcal{B}_{82} = K^- \pi^- \pi^+ \geq 0 \text{ neutrals} \nu_\tau$		
$(0.4759 \pm 0.0136) \cdot 10^{-2}$	average	
$(0.5800^{+0.1500}_{-0.1300} \pm 0.1200) \cdot 10^{-2}$	TPC	[1625]
$\mathcal{B}_{83} = K^- \pi^- \pi^+ \geq 0 \pi^0 \nu_\tau$ (ex. $K^0$ )		
$(0.3719 \pm 0.0134) \cdot 10^{-2}$	average	
$\mathcal{B}_{84} = K^- \pi^- \pi^+ \nu_\tau$		

Table 313 – continued from previous page

$\tau$ lepton branching fraction	Experiment	Reference
$(0.3444 \pm 0.0069) \cdot 10^{-2}$	average	
$\mathcal{B}_{85} = K^- \pi^+ \pi^- \nu_\tau$ (ex. $K^0$ )		
$(0.2930 \pm 0.0068) \cdot 10^{-2}$	average	
$(0.2140 \pm 0.0370 \pm 0.0290) \cdot 10^{-2}$	ALEPH	[1626]
$(0.2730 \pm 0.0020 \pm 0.0090) \cdot 10^{-2}$	BABAR	[1618]
$(0.3300 \pm 0.0010^{+0.0160}_{-0.0170}) \cdot 10^{-2}$	Belle	[1619]
$(0.3840 \pm 0.0140 \pm 0.0380) \cdot 10^{-2}$	CLEO3	[1620]
$(0.4150 \pm 0.0530 \pm 0.0400) \cdot 10^{-2}$	OPAL	[1601]
$\frac{\mathcal{B}_{85}}{\mathcal{B}_{60}} = \frac{K^- \pi^+ \pi^- \nu_\tau}{\pi^- \pi^+ \pi^- \nu_\tau}$ (ex. $K^0$ )		
$(3.252 \pm 0.074) \cdot 10^{-2}$	average	
$\mathcal{B}_{87} = K^- \pi^- \pi^+ \pi^0 \nu_\tau$		
$(0.1308 \pm 0.0119) \cdot 10^{-2}$	average	
$\mathcal{B}_{88} = K^- \pi^- \pi^+ \pi^0 \nu_\tau$ (ex. $K^0$ )		
$(7.891 \pm 1.161) \cdot 10^{-4}$	average	
$(6.100 \pm 3.900 \pm 1.800) \cdot 10^{-4}$	ALEPH	[1626]
$(7.400 \pm 0.800 \pm 1.100) \cdot 10^{-4}$	CLEO3	[1627]
$\mathcal{B}_{89} = K^- \pi^- \pi^+ \pi^0 \nu_\tau$ (ex. $K^0, \eta$ )		
$(7.536 \pm 1.161) \cdot 10^{-4}$	average	
$\mathcal{B}_{92} = \pi^- K^- K^+ \geq 0 \text{ neutrals } \nu_\tau$		
$(0.1495 \pm 0.0033) \cdot 10^{-2}$	average	
$(0.1590 \pm 0.0530 \pm 0.0200) \cdot 10^{-2}$	OPAL	[1628]
$(0.1500^{+0.0900}_{-0.0700} \pm 0.0300) \cdot 10^{-2}$	TPC	[1625]
$\mathcal{B}_{93} = \pi^- K^- K^+ \nu_\tau$		
$(0.1434 \pm 0.0027) \cdot 10^{-2}$	average	
$(0.1630 \pm 0.0210 \pm 0.0170) \cdot 10^{-2}$	ALEPH	[1626]
$(0.1346 \pm 0.0010 \pm 0.0036) \cdot 10^{-2}$	BABAR	[1618]
$(0.1550 \pm 0.0010^{+0.0060}_{-0.0050}) \cdot 10^{-2}$	Belle	[1619]
$(0.1550 \pm 0.0060 \pm 0.0090) \cdot 10^{-2}$	CLEO3	[1620]
$\frac{\mathcal{B}_{93}}{\mathcal{B}_{60}} = \frac{\pi^- K^- K^+ \nu_\tau}{\pi^- \pi^+ \pi^- \nu_\tau}$ (ex. $K^0$ )		
$(1.592 \pm 0.030) \cdot 10^{-2}$	average	
$(1.600 \pm 0.150 \pm 0.300) \cdot 10^{-2}$	CLEO	[1624]

Table 313 – continued from previous page

$\tau$ lepton branching fraction	Experiment	Reference
$\mathcal{B}_{94} = \pi^- K^- K^+ \pi^0 \nu_\tau$		
$(0.607 \pm 0.183) \cdot 10^{-4}$	average	
$(7.500 \pm 2.900 \pm 1.500) \cdot 10^{-4}$	ALEPH	[1626]
$(0.550 \pm 0.140 \pm 0.120) \cdot 10^{-4}$	CLEO3	[1627]
$\frac{\mathcal{B}_{94}}{\mathcal{B}_{69}} = \frac{\pi^- K^- K^+ \pi^0 \nu_\tau}{\pi^- \pi^+ \pi^- \pi^0 \nu_\tau \text{ (ex. } K^0 \text{)}}$		
$(0.1352 \pm 0.0408) \cdot 10^{-2}$	average	
$(0.7900 \pm 0.4400 \pm 0.1600) \cdot 10^{-2}$	CLEO	[1624]
$\mathcal{B}_{96} = K^- K^- K^+ \nu_\tau$		
$(2.169 \pm 0.800) \cdot 10^{-5}$	average	
$(1.578 \pm 0.130 \pm 0.123) \cdot 10^{-5}$	BABAR	[1618]
$(3.290 \pm 0.170^{+0.190}_{-0.200}) \cdot 10^{-5}$	Belle	[1619]
$\mathcal{B}_{102} = 3h^- 2h^+ \geq 0 \text{ neutrals } \nu_\tau \text{ (ex. } K^0 \text{)}$		
$(0.0993 \pm 0.0037) \cdot 10^{-2}$	average	
$(0.0970 \pm 0.0050 \pm 0.0110) \cdot 10^{-2}$	CLEO	[1629]
$(0.1020 \pm 0.0290 \pm 0.0000) \cdot 10^{-2}$	HRS	[1630]
$(0.1700 \pm 0.0220 \pm 0.0260) \cdot 10^{-2}$	L3	[1615]
$\mathcal{B}_{103} = 3h^- 2h^+ \nu_\tau \text{ (ex. } K^0 \text{)}$		
$(8.281 \pm 0.314) \cdot 10^{-4}$	average	
$(7.200 \pm 0.900 \pm 1.200) \cdot 10^{-4}$	ALEPH	[1575]
$(6.400 \pm 2.300 \pm 1.000) \cdot 10^{-4}$	ARGUS	[1631]
$(7.700 \pm 0.500 \pm 0.900) \cdot 10^{-4}$	CLEO	[1629]
$(9.700 \pm 1.500 \pm 0.500) \cdot 10^{-4}$	DELPHI	[1593]
$(5.100 \pm 2.000 \pm 0.000) \cdot 10^{-4}$	HRS	[1630]
$(9.100 \pm 1.400 \pm 0.600) \cdot 10^{-4}$	OPAL	[1632]
$\mathcal{B}_{104} = 3h^- 2h^+ \pi^0 \nu_\tau \text{ (ex. } K^0 \text{)}$		
$(1.645 \pm 0.114) \cdot 10^{-4}$	average	
$(2.100 \pm 0.700 \pm 0.900) \cdot 10^{-4}$	ALEPH	[1575]
$(1.700 \pm 0.200 \pm 0.200) \cdot 10^{-4}$	CLEO	[1623]
$(1.600 \pm 1.200 \pm 0.600) \cdot 10^{-4}$	DELPHI	[1593]
$(2.700 \pm 1.800 \pm 0.900) \cdot 10^{-4}$	OPAL	[1632]
$\mathcal{B}_{106} = (5\pi)^- \nu_\tau$		
$(0.7793 \pm 0.0534) \cdot 10^{-2}$	average	

Table 313 – continued from previous page

$\tau$ lepton branching fraction	Experiment	Reference
$\mathcal{B}_{110} = X_s^- \nu_\tau$ (2.908 $\pm$ 0.048) $\cdot 10^{-2}$	average	
$\mathcal{B}_{126} = \pi^- \pi^0 \eta \nu_\tau$ (0.1386 $\pm$ 0.0072) $\cdot 10^{-2}$	average	
(0.1800 $\pm$ 0.0400 $\pm$ 0.0200) $\cdot 10^{-2}$	ALEPH	[1633]
(0.1350 $\pm$ 0.0030 $\pm$ 0.0070) $\cdot 10^{-2}$	Belle	[1634]
(0.1700 $\pm$ 0.0200 $\pm$ 0.0200) $\cdot 10^{-2}$	CLEO	[1635]
$\mathcal{B}_{128} = K^- \eta \nu_\tau$ (1.547 $\pm$ 0.080) $\cdot 10^{-4}$	average	
(2.900 <sup>+1.300</sup> <sub>-1.200</sub> $\pm$ 0.700) $\cdot 10^{-4}$	ALEPH	[1633]
(1.420 $\pm$ 0.110 $\pm$ 0.070) $\cdot 10^{-4}$	BABAR	[1636]
(1.580 $\pm$ 0.050 $\pm$ 0.090) $\cdot 10^{-4}$	Belle	[1634]
(2.600 $\pm$ 0.500 $\pm$ 0.500) $\cdot 10^{-4}$	CLEO	[1637]
$\mathcal{B}_{130} = K^- \pi^0 \eta \nu_\tau$ (0.483 $\pm$ 0.116) $\cdot 10^{-4}$	average	
(0.460 $\pm$ 0.110 $\pm$ 0.040) $\cdot 10^{-4}$	Belle	[1634]
(1.770 $\pm$ 0.560 $\pm$ 0.710) $\cdot 10^{-4}$	CLEO	[1638]
$\mathcal{B}_{132} = \pi^- \bar{K}^0 \eta \nu_\tau$ (0.937 $\pm$ 0.149) $\cdot 10^{-4}$	average	
(0.880 $\pm$ 0.140 $\pm$ 0.060) $\cdot 10^{-4}$	Belle	[1634]
(2.200 $\pm$ 0.700 $\pm$ 0.220) $\cdot 10^{-4}$	CLEO	[1638]
$\mathcal{B}_{136} = \pi^- \pi^+ \pi^- \eta \nu_\tau$ (ex. $K^0$ ) (2.202 $\pm$ 0.129) $\cdot 10^{-4}$	average	
$\mathcal{B}_{149} = h^- \omega \geq 0 \text{ neutrals } \nu_\tau$ (2.395 $\pm$ 0.075) $\cdot 10^{-2}$	average	
$\mathcal{B}_{150} = h^- \omega \nu_\tau$ (1.988 $\pm$ 0.064) $\cdot 10^{-2}$	average	
(1.910 $\pm$ 0.070 $\pm$ 0.060) $\cdot 10^{-2}$	ALEPH	[1633]
(1.600 $\pm$ 0.270 $\pm$ 0.410) $\cdot 10^{-2}$	CLEO	[1639]
$\frac{\mathcal{B}_{150}}{\mathcal{B}_{66}} = \frac{h^- \omega \nu_\tau}{h^- h^- h^+ \pi^0 \nu_\tau}$ (ex. $K^0$ ) 0.4348 $\pm$ 0.0140	average	
0.4310 $\pm$ 0.0330 $\pm$ 0.0000	ALEPH	[1640]

Table 313 – continued from previous page

$\tau$ lepton branching fraction	Experiment	Reference
$0.4640 \pm 0.0160 \pm 0.0170$	CLEO	[1617]
$\mathcal{B}_{151} = K^- \omega \nu_\tau$		
$(4.101 \pm 0.922) \cdot 10^{-4}$	average	
$(4.100 \pm 0.600 \pm 0.700) \cdot 10^{-4}$	CLEO3	[1627]
$\mathcal{B}_{152} = h^- \pi^0 \omega \nu_\tau$		
$(0.4069 \pm 0.0419) \cdot 10^{-2}$	average	
$(0.4300 \pm 0.0600 \pm 0.0500) \cdot 10^{-2}$	ALEPH	[1633]
$\frac{\mathcal{B}_{152}}{\mathcal{B}_{54}} = \frac{h^- \omega \pi^0 \nu_\tau}{h^- h^- h^+ \geq 0 \text{ neutrals} \geq 0 K_L^0 \nu_\tau}$		
$(2.678 \pm 0.275) \cdot 10^{-2}$	average	
$\frac{\mathcal{B}_{152}}{\mathcal{B}_{76}} = \frac{h^- \omega \pi^0 \nu_\tau}{h^- h^- h^+ 2\pi^0 \nu_\tau \text{ (ex. } K^0 \text{)}}$		
$0.8235 \pm 0.0757$	average	
$0.8100 \pm 0.0600 \pm 0.0600$	CLEO	[1622]
$\mathcal{B}_{167} = K^- \phi \nu_\tau$		
$(4.408 \pm 1.626) \cdot 10^{-5}$	average	
$\mathcal{B}_{168} = K^- \phi (K^+ K^-) \nu_\tau$		
$(2.169 \pm 0.800) \cdot 10^{-5}$	average	
$\mathcal{B}_{169} = K^- \phi (K_S^0 K_L^0) \nu_\tau$		
$(1.499 \pm 0.553) \cdot 10^{-5}$	average	
$\mathcal{B}_{800} = \pi^- \omega \nu_\tau$		
$(1.947 \pm 0.065) \cdot 10^{-2}$	average	
$\mathcal{B}_{802} = K^- \pi^- \pi^+ \nu_\tau \text{ (ex. } K^0, \omega \text{)}$		
$(0.2924 \pm 0.0068) \cdot 10^{-2}$	average	
$\mathcal{B}_{803} = K^- \pi^- \pi^+ \pi^0 \nu_\tau \text{ (ex. } K^0, \omega, \eta \text{)}$		
$(3.874 \pm 1.423) \cdot 10^{-4}$	average	
$\mathcal{B}_{804} = \pi^- K_L^0 K_L^0 \nu_\tau$		
$(2.349 \pm 0.065) \cdot 10^{-4}$	average	
$\mathcal{B}_{805} = a_1^- (\pi^- \gamma) \nu_\tau$		
$(4.000 \pm 2.000) \cdot 10^{-4}$	average	
$(4.000 \pm 2.000 \pm 0.000) \cdot 10^{-4}$	ALEPH	[1575]

Table 313 – continued from previous page

$\tau$ lepton branching fraction	Experiment	Reference
$\mathcal{B}_{806} = \pi^- K_L^0 K_L^0 \pi^0 \nu_\tau$ ( $1.820 \pm 0.207$ ) $\cdot 10^{-5}$	average	
$\mathcal{B}_{810} = 2\pi^- \pi^+ 3\pi^0 \nu_\tau$ (ex. $K^0$ ) ( $1.940 \pm 0.298$ ) $\cdot 10^{-4}$	average	
$\mathcal{B}_{811} = \pi^- 2\pi^0 \omega \nu_\tau$ ( $7.164 \pm 1.586$ ) $\cdot 10^{-5}$ ( $7.300 \pm 1.200 \pm 1.200$ ) $\cdot 10^{-5}$	average <i>BABAR</i>	[1641]
$\mathcal{B}_{812} = 2\pi^- \pi^+ 3\pi^0 \nu_\tau$ (ex. $K^0, \eta, \omega, f_1$ ) ( $1.353 \pm 2.683$ ) $\cdot 10^{-5}$ ( $1.000 \pm 0.800 \pm 3.000$ ) $\cdot 10^{-5}$	average <i>BABAR</i>	[1641]
$\mathcal{B}_{820} = 3\pi^- 2\pi^+ \nu_\tau$ (ex. $K^0, \omega$ ) ( $8.262 \pm 0.313$ ) $\cdot 10^{-4}$	average	
$\mathcal{B}_{821} = 3\pi^- 2\pi^+ \nu_\tau$ (ex. $K^0, \omega, f_1$ ) ( $7.738 \pm 0.295$ ) $\cdot 10^{-4}$ ( $7.680 \pm 0.040 \pm 0.400$ ) $\cdot 10^{-4}$	average <i>BABAR</i>	[1641]
$\mathcal{B}_{822} = K^- 2\pi^- 2\pi^+ \nu_\tau$ (ex. $K^0$ ) ( $0.593 \pm 1.208$ ) $\cdot 10^{-6}$ ( $0.600 \pm 0.500 \pm 1.100$ ) $\cdot 10^{-6}$	average <i>BABAR</i>	[1641]
$\mathcal{B}_{830} = 3\pi^- 2\pi^+ \pi^0 \nu_\tau$ (ex. $K^0$ ) ( $1.633 \pm 0.113$ ) $\cdot 10^{-4}$	average	
$\mathcal{B}_{831} = 2\pi^- \pi^+ \omega \nu_\tau$ (ex. $K^0$ ) ( $8.417 \pm 0.624$ ) $\cdot 10^{-5}$ ( $8.400 \pm 0.400 \pm 0.600$ ) $\cdot 10^{-5}$	average <i>BABAR</i>	[1641]
$\mathcal{B}_{832} = 3\pi^- 2\pi^+ \pi^0 \nu_\tau$ (ex. $K^0, \eta, \omega, f_1$ ) ( $3.772 \pm 0.874$ ) $\cdot 10^{-5}$ ( $3.600 \pm 0.300 \pm 0.900$ ) $\cdot 10^{-5}$	average <i>BABAR</i>	[1641]
$\mathcal{B}_{833} = K^- 2\pi^- 2\pi^+ \pi^0 \nu_\tau$ (ex. $K^0$ ) ( $1.107 \pm 0.566$ ) $\cdot 10^{-6}$ ( $1.100 \pm 0.400 \pm 0.400$ ) $\cdot 10^{-6}$	average <i>BABAR</i>	[1641]
$\mathcal{B}_{910} = 2\pi^- \pi^+ \eta(3\pi^0) \nu_\tau$ (ex. $K^0$ ) ( $7.195 \pm 0.422$ ) $\cdot 10^{-5}$	average	



Table 313 – continued from previous page

$\tau$ lepton branching fraction	Experiment	Reference
$(8.270 \pm 0.880 \pm 0.810) \cdot 10^{-5}$	<i>BABAR</i>	[1641]
$\mathcal{B}_{911} = \pi^- 2\pi^0 \eta (\pi^+ \pi^- \pi^0) \nu_\tau$ (ex. $K^0$ )		
$(4.457 \pm 0.867) \cdot 10^{-5}$	average	
$(4.570 \pm 0.770 \pm 0.500) \cdot 10^{-5}$	<i>BABAR</i>	[1641]
$\mathcal{B}_{920} = \pi^- f_1(2\pi^- 2\pi^+) \nu_\tau$		
$(5.237 \pm 0.444) \cdot 10^{-5}$	average	
$(5.200 \pm 0.310 \pm 0.370) \cdot 10^{-5}$	<i>BABAR</i>	[1641]
$\mathcal{B}_{930} = 2\pi^- \pi^+ \eta (\pi^+ \pi^- \pi^0) \nu_\tau$ (ex. $K^0$ )		
$(5.046 \pm 0.296) \cdot 10^{-5}$	average	
$(5.390 \pm 0.270 \pm 0.410) \cdot 10^{-5}$	<i>BABAR</i>	[1641]
$\mathcal{B}_{944} = 2\pi^- \pi^+ \eta (\gamma\gamma) \nu_\tau$ (ex. $K^0$ )		
$(8.676 \pm 0.509) \cdot 10^{-5}$	average	
$(8.260 \pm 0.350 \pm 0.510) \cdot 10^{-5}$	<i>BABAR</i>	[1641]
$\mathcal{B}_{945} = \pi^- 2\pi^0 \eta \nu_\tau$ (ex. $K^0$ )		
$(1.945 \pm 0.378) \cdot 10^{-4}$	average	
$\mathcal{B}_{998} = 1 - \mathcal{B}_{\text{All}}$		
$(0.0684 \pm 0.1068) \cdot 10^{-2}$	average	

4965

## 4966 12.1.5 Correlation coefficients between basis branching fractions uncertainties

4967 The following tables report the correlation coefficients between basis quantities that were ob-  
4968 tained from the  $\tau$  branching fractions fit, in percent.

Table 314: Basis quantities correlation coefficients in percent, subtable 1.

$\mathcal{B}_5$	23													
$\mathcal{B}_9$	8	5												
$\mathcal{B}_{10}$	5	7	7											
$\mathcal{B}_{14}$	-14	-15	-13	-3										
$\mathcal{B}_{16}$	1	1	2	-1	-8									
$\mathcal{B}_{20}$	-5	-5	-8	-1	-41	1								
$\mathcal{B}_{23}$	2	2	0	-2	0	-13	-7							
$\mathcal{B}_{27}$	-5	-4	-8	-1	1	1	-36	1						
$\mathcal{B}_{28}$	2	2	1	-1	1	-13	-1	-22	-10					
$\mathcal{B}_{30}$	-4	-3	-10	-1	-8	0	6	-2	-44	2				
$\mathcal{B}_{35}$	0	0	0	0	0	0	0	0	0	0	0			
$\mathcal{B}_{37}$	0	-1	1	0	0	0	0	-2	0	-2	0	-15		
$\mathcal{B}_{40}$	0	0	0	0	0	1	0	1	-1	1	0	-12	2	
	$\mathcal{B}_3$	$\mathcal{B}_5$	$\mathcal{B}_9$	$\mathcal{B}_{10}$	$\mathcal{B}_{14}$	$\mathcal{B}_{16}$	$\mathcal{B}_{20}$	$\mathcal{B}_{23}$	$\mathcal{B}_{27}$	$\mathcal{B}_{28}$	$\mathcal{B}_{30}$	$\mathcal{B}_{35}$	$\mathcal{B}_{37}$	$\mathcal{B}_{40}$

Table 315: Basis quantities correlation coefficients in percent, subtable 2.

$\mathcal{B}_{42}$	0	0	0	0	0	-3	1	-5	0	-5	0	-1	-14	-20
$\mathcal{B}_{44}$	0	0	0	0	0	0	0	0	0	0	0	-1	0	-4
$\mathcal{B}_{47}$	0	-1	2	0	0	2	0	0	0	0	0	-1	3	-4
$\mathcal{B}_{48}$	0	0	0	0	0	0	0	0	0	0	0	-3	0	-2
$\mathcal{B}_{50}$	0	0	0	0	0	0	0	0	0	0	0	1	5	0
$\mathcal{B}_{51}$	0	0	0	0	0	0	0	0	0	0	0	-1	0	-1
$\mathcal{B}_{53}$	0	0	0	0	0	0	0	0	0	0	0	0	0	0
$\mathcal{B}_{62}$	-2	-4	8	0	-3	4	-7	0	-6	0	-5	-1	3	0
$\mathcal{B}_{70}$	-6	-6	-7	-1	-10	0	-1	0	-1	0	3	0	-1	0
$\mathcal{B}_{77}$	-1	0	-3	0	-2	0	0	0	2	0	2	0	0	0
$\mathcal{B}_{93}$	0	-1	3	0	-1	2	-1	0	-1	0	-1	0	2	0
$\mathcal{B}_{94}$	0	0	0	0	0	0	0	0	0	0	0	0	0	0
$\mathcal{B}_{126}$	0	0	0	0	0	0	-1	0	0	0	-2	0	0	0
$\mathcal{B}_{128}$	0	0	1	0	0	1	0	-1	0	-1	0	0	1	0
	$\mathcal{B}_3$	$\mathcal{B}_5$	$\mathcal{B}_9$	$\mathcal{B}_{10}$	$\mathcal{B}_{14}$	$\mathcal{B}_{16}$	$\mathcal{B}_{20}$	$\mathcal{B}_{23}$	$\mathcal{B}_{27}$	$\mathcal{B}_{28}$	$\mathcal{B}_{30}$	$\mathcal{B}_{35}$	$\mathcal{B}_{37}$	$\mathcal{B}_{40}$

Table 316: Basis quantities correlation coefficients in percent, subtable 3.

4971

$\mathcal{B}_{130}$	0	0	0	0	0	0	0	0	0	0	0	0	0	0
$\mathcal{B}_{132}$	0	0	0	0	0	0	0	0	0	0	0	0	0	0
$\mathcal{B}_{136}$	0	0	1	0	0	1	0	0	0	0	-1	0	1	0
$\mathcal{B}_{151}$	0	0	0	0	0	0	0	0	0	0	0	0	0	0
$\mathcal{B}_{152}$	-1	-1	-3	0	-2	0	-1	0	2	0	2	0	0	0
$\mathcal{B}_{167}$	0	0	0	0	0	0	0	0	0	0	0	0	0	0
$\mathcal{B}_{800}$	-1	-1	-2	0	-3	0	0	0	0	0	1	0	0	0
$\mathcal{B}_{802}$	1	0	1	0	0	0	-2	0	-1	0	-1	0	0	0
$\mathcal{B}_{803}$	2	2	1	0	2	0	0	0	0	0	-1	0	0	0
$\mathcal{B}_{805}$	0	0	0	0	0	0	0	0	0	0	0	0	0	0
$\mathcal{B}_{811}$	0	0	0	0	0	0	0	0	0	0	0	0	0	0
$\mathcal{B}_{812}$	0	1	0	0	0	0	0	0	0	0	0	0	0	0
$\mathcal{B}_{821}$	0	0	2	0	0	1	-1	0	-1	0	-1	0	1	0
$\mathcal{B}_{822}$	0	0	0	0	0	0	0	0	0	0	0	0	0	0
	$\mathcal{B}_3$	$\mathcal{B}_5$	$\mathcal{B}_9$	$\mathcal{B}_{10}$	$\mathcal{B}_{14}$	$\mathcal{B}_{16}$	$\mathcal{B}_{20}$	$\mathcal{B}_{23}$	$\mathcal{B}_{27}$	$\mathcal{B}_{28}$	$\mathcal{B}_{30}$	$\mathcal{B}_{35}$	$\mathcal{B}_{37}$	$\mathcal{B}_{40}$

Table 317: Basis quantities correlation coefficients in percent, subtable 4.

4972

$\mathcal{B}_{831}$	0	0	1	0	0	1	0	0	0	0	-1	0	1	0
$\mathcal{B}_{832}$	0	0	0	0	0	0	0	0	0	0	0	0	0	0
$\mathcal{B}_{833}$	0	0	0	0	0	0	0	0	0	0	0	0	0	0
$\mathcal{B}_{920}$	0	0	1	0	0	1	0	0	0	0	-1	0	1	0
$\mathcal{B}_{945}$	0	0	0	0	0	0	0	0	0	0	0	0	0	0
	$\mathcal{B}_3$	$\mathcal{B}_5$	$\mathcal{B}_9$	$\mathcal{B}_{10}$	$\mathcal{B}_{14}$	$\mathcal{B}_{16}$	$\mathcal{B}_{20}$	$\mathcal{B}_{23}$	$\mathcal{B}_{27}$	$\mathcal{B}_{28}$	$\mathcal{B}_{30}$	$\mathcal{B}_{35}$	$\mathcal{B}_{37}$	$\mathcal{B}_{40}$

Table 318: Basis quantities correlation coefficients in percent, subtable 5.

4973

$\mathcal{B}_{44}$	0													
$\mathcal{B}_{47}$	1	0												
$\mathcal{B}_{48}$	-1	-6	0											
$\mathcal{B}_{50}$	6	0	-7	0										
$\mathcal{B}_{51}$	0	-3	0	-6	0									
$\mathcal{B}_{53}$	0	0	0	0	0	0								
$\mathcal{B}_{62}$	-1	0	5	0	1	0	0							
$\mathcal{B}_{70}$	0	0	-1	0	0	0	0	-20						
$\mathcal{B}_{77}$	0	0	0	0	0	0	0	-1	-7					
$\mathcal{B}_{93}$	0	0	2	0	0	0	0	16	-4	0				
$\mathcal{B}_{94}$	0	0	0	0	0	0	0	0	-1	0	0			
$\mathcal{B}_{126}$	0	0	0	0	0	0	0	1	0	-5	0	0		
$\mathcal{B}_{128}$	0	0	1	0	0	0	0	2	0	0	1	0	4	
	$\mathcal{B}_{42}$	$\mathcal{B}_{44}$	$\mathcal{B}_{47}$	$\mathcal{B}_{48}$	$\mathcal{B}_{50}$	$\mathcal{B}_{51}$	$\mathcal{B}_{53}$	$\mathcal{B}_{62}$	$\mathcal{B}_{70}$	$\mathcal{B}_{77}$	$\mathcal{B}_{93}$	$\mathcal{B}_{94}$	$\mathcal{B}_{126}$	$\mathcal{B}_{128}$

Table 319: Basis quantities correlation coefficients in percent, subtable 6.

4974	$\mathcal{B}_{130}$	0	0	0	0	0	0	0	0	0	-1	0	0	1	1
	$\mathcal{B}_{132}$	0	0	0	0	0	0	0	0	0	0	0	0	2	1
	$\mathcal{B}_{136}$	0	0	1	0	0	0	0	2	-1	0	1	0	0	0
	$\mathcal{B}_{151}$	0	0	0	0	0	0	0	0	12	0	0	0	0	0
	$\mathcal{B}_{152}$	0	0	0	0	0	0	0	-1	-11	-64	0	0	0	0
	$\mathcal{B}_{167}$	0	0	0	0	0	0	0	-1	0	0	1	0	0	0
	$\mathcal{B}_{800}$	0	0	0	0	0	0	0	-8	-67	-3	-1	0	0	0
	$\mathcal{B}_{802}$	0	0	0	0	0	0	0	20	-7	0	1	0	0	0
	$\mathcal{B}_{803}$	0	0	0	0	0	0	0	-3	-14	-1	-1	-3	0	-1
	$\mathcal{B}_{805}$	0	0	0	0	0	0	0	0	0	0	0	0	0	0
	$\mathcal{B}_{811}$	0	0	0	0	0	0	0	0	-1	0	0	0	0	0
	$\mathcal{B}_{812}$	0	0	0	0	-1	0	0	-1	-1	0	0	0	0	0
	$\mathcal{B}_{821}$	0	0	2	0	0	0	0	3	-1	0	1	0	0	1
	$\mathcal{B}_{822}$	0	0	0	0	0	0	0	0	0	0	0	0	0	0
		$\mathcal{B}_{42}$	$\mathcal{B}_{44}$	$\mathcal{B}_{47}$	$\mathcal{B}_{48}$	$\mathcal{B}_{50}$	$\mathcal{B}_{51}$	$\mathcal{B}_{53}$	$\mathcal{B}_{62}$	$\mathcal{B}_{70}$	$\mathcal{B}_{77}$	$\mathcal{B}_{93}$	$\mathcal{B}_{94}$	$\mathcal{B}_{126}$	$\mathcal{B}_{128}$

Table 320: Basis quantities correlation coefficients in percent, subtable 7.

4975	$\mathcal{B}_{831}$	0	0	1	0	0	0	0	1	-1	0	1	0	0	0
	$\mathcal{B}_{832}$	0	0	0	0	0	0	0	0	0	0	0	0	0	0
	$\mathcal{B}_{833}$	0	0	0	0	0	0	0	0	0	0	0	0	0	0
	$\mathcal{B}_{920}$	0	0	1	0	0	0	0	1	-1	0	1	0	0	0
	$\mathcal{B}_{945}$	0	0	0	0	0	0	0	0	-1	0	0	0	0	0
		$\mathcal{B}_{42}$	$\mathcal{B}_{44}$	$\mathcal{B}_{47}$	$\mathcal{B}_{48}$	$\mathcal{B}_{50}$	$\mathcal{B}_{51}$	$\mathcal{B}_{53}$	$\mathcal{B}_{62}$	$\mathcal{B}_{70}$	$\mathcal{B}_{77}$	$\mathcal{B}_{93}$	$\mathcal{B}_{94}$	$\mathcal{B}_{126}$	$\mathcal{B}_{128}$

Table 321: Basis quantities correlation coefficients in percent, subtable 8.

4976	$\mathcal{B}_{132}$	0													
	$\mathcal{B}_{136}$	0	0												
	$\mathcal{B}_{151}$	0	0	0											
	$\mathcal{B}_{152}$	0	0	0	0										
	$\mathcal{B}_{167}$	0	0	0	0	0									
	$\mathcal{B}_{800}$	0	0	0	-14	-3	0								
	$\mathcal{B}_{802}$	0	0	0	-2	0	1	-2							
	$\mathcal{B}_{803}$	0	0	0	-58	-1	0	10	0						
	$\mathcal{B}_{805}$	0	0	0	0	0	0	0	0	0					
	$\mathcal{B}_{811}$	0	-1	20	0	0	0	0	0	0	0				
	$\mathcal{B}_{812}$	0	-2	-8	0	0	0	0	0	0	0	-16			
	$\mathcal{B}_{821}$	0	0	46	0	0	0	0	0	0	0	8	-4		
	$\mathcal{B}_{822}$	0	0	-1	0	0	0	0	0	0	0	0	0	-1	
		$\mathcal{B}_{130}$	$\mathcal{B}_{132}$	$\mathcal{B}_{136}$	$\mathcal{B}_{151}$	$\mathcal{B}_{152}$	$\mathcal{B}_{167}$	$\mathcal{B}_{800}$	$\mathcal{B}_{802}$	$\mathcal{B}_{803}$	$\mathcal{B}_{805}$	$\mathcal{B}_{811}$	$\mathcal{B}_{812}$	$\mathcal{B}_{821}$	$\mathcal{B}_{822}$

Table 322: Basis quantities correlation coefficients in percent, subtable 9.

4977	$\mathcal{B}_{831}$	0	0	39	0	0	0	0	0	0	0	14	-4	39	-1
	$\mathcal{B}_{832}$	0	0	3	0	0	0	0	0	0	0	2	0	3	0
	$\mathcal{B}_{833}$	0	0	-1	0	0	0	0	0	0	0	0	0	-1	0
	$\mathcal{B}_{920}$	0	0	20	0	0	0	0	0	0	0	3	-2	34	-1
	$\mathcal{B}_{945}$	0	-1	25	0	0	0	0	0	0	0	10	-11	10	0
	$\mathcal{B}_{130}$	$\mathcal{B}_{132}$	$\mathcal{B}_{136}$	$\mathcal{B}_{151}$	$\mathcal{B}_{152}$	$\mathcal{B}_{167}$	$\mathcal{B}_{800}$	$\mathcal{B}_{802}$	$\mathcal{B}_{803}$	$\mathcal{B}_{805}$	$\mathcal{B}_{811}$	$\mathcal{B}_{812}$	$\mathcal{B}_{821}$	$\mathcal{B}_{822}$	

Table 323: Basis quantities correlation coefficients in percent, subtable 10.

4978	$\mathcal{B}_{832}$	-2													
	$\mathcal{B}_{833}$	-1	-1												
	$\mathcal{B}_{920}$	17	1	0											
	$\mathcal{B}_{945}$	17	2	0	4										
		$\mathcal{B}_{831}$	$\mathcal{B}_{832}$	$\mathcal{B}_{833}$	$\mathcal{B}_{920}$	$\mathcal{B}_{945}$									

### 4979 12.1.6 Equality constraints

4980 The constraints on the  $\tau$  branching-fractions fit quantities are listed in the following equations.  
 4981 When a quantity such as  $\mathcal{B}_3/\mathcal{B}_5$  appears on the left side of the equation it represents a fitted  
 4982 quantity, while when it appears on the right side it represents the ratio of two separate fitted  
 4983 quantities.

4984 The equations include coefficients that arise from non- $\tau$  branching fractions, denoted, *e.g.*,  
 4985 with the self-describing notation  $\mathcal{B}_{K_S \rightarrow \pi^0 \pi^0}$ . Some coefficients are probabilities corresponding  
 4986 to the squared moduli of amplitudes describing quantum state mixtures, such as  $K^0$ ,  $\bar{K}^0$ ,  $K_S$ ,  
 4987  $K_L$ . These are denoted with, *e.g.*,  $\mathcal{B}_{<K^0|K_S>} = |\langle K^0 | K_S \rangle|^2$ . The values of all non- $\tau$  quantities  
 4988 are taken from the PDG 2021 [9] averages. The fit procedure does not account for their  
 4989 uncertainties, which are generally small with respect to the uncertainties on the  $\tau$  branching  
 4990 fractions.

$$\begin{aligned}
 \mathcal{B}_1 = & \mathcal{B}_3 + \mathcal{B}_5 + \mathcal{B}_9 + \mathcal{B}_{10} + \mathcal{B}_{14} + \mathcal{B}_{16} \\
 & + \mathcal{B}_{20} + \mathcal{B}_{23} + \mathcal{B}_{27} + \mathcal{B}_{28} + \mathcal{B}_{30} + \mathcal{B}_{35} \\
 & + \mathcal{B}_{40} + \mathcal{B}_{44} + \mathcal{B}_{37} + \mathcal{B}_{42} + \mathcal{B}_{47} + \mathcal{B}_{48} \\
 & + \mathcal{B}_{804} + \mathcal{B}_{50} + \mathcal{B}_{51} + \mathcal{B}_{806} + \mathcal{B}_{126} \cdot \mathcal{B}_{\eta \rightarrow \text{neutral}} \\
 & + \mathcal{B}_{128} \cdot \mathcal{B}_{\eta \rightarrow \text{neutral}} + \mathcal{B}_{130} \cdot \mathcal{B}_{\eta \rightarrow \text{neutral}} + \mathcal{B}_{132} \cdot \mathcal{B}_{\eta \rightarrow \text{neutral}} \\
 & + \mathcal{B}_{800} \cdot \mathcal{B}_{\omega \rightarrow \pi^0 \gamma} + \mathcal{B}_{151} \cdot \mathcal{B}_{\omega \rightarrow \pi^0 \gamma} + \mathcal{B}_{152} \cdot \mathcal{B}_{\omega \rightarrow \pi^0 \gamma} \\
 & + \mathcal{B}_{167} \cdot \mathcal{B}_{\phi \rightarrow K_S K_L}
 \end{aligned}$$

$$\mathcal{B}_2 = \mathcal{B}_3 + \mathcal{B}_5 + \mathcal{B}_9 + \mathcal{B}_{10} + \mathcal{B}_{14} + \mathcal{B}_{16}$$

$$\begin{aligned} & + \mathcal{B}_{20} + \mathcal{B}_{23} + \mathcal{B}_{27} + \mathcal{B}_{28} + \mathcal{B}_{30} + \mathcal{B}_{35} \cdot (\mathcal{B}_{<\bar{K}^0|K_S>} \cdot \mathcal{B}_{K_S \rightarrow \pi^0 \pi^0} \\ & + \mathcal{B}_{<\bar{K}^0|K_L>}) + \mathcal{B}_{40} \cdot (\mathcal{B}_{<\bar{K}^0|K_S>} \cdot \mathcal{B}_{K_S \rightarrow \pi^0 \pi^0} + \mathcal{B}_{<\bar{K}^0|K_L>}) + \mathcal{B}_{44} \cdot (\mathcal{B}_{<\bar{K}^0|K_S>} \cdot \mathcal{B}_{K_S \rightarrow \pi^0 \pi^0} \\ & + \mathcal{B}_{<\bar{K}^0|K_L>}) + \mathcal{B}_{37} \cdot (\mathcal{B}_{<\bar{K}^0|K_S>} \cdot \mathcal{B}_{K_S \rightarrow \pi^0 \pi^0} + \mathcal{B}_{<\bar{K}^0|K_L>}) + \mathcal{B}_{42} \cdot (\mathcal{B}_{<\bar{K}^0|K_S>} \cdot \mathcal{B}_{K_S \rightarrow \pi^0 \pi^0} \\ & + \mathcal{B}_{<\bar{K}^0|K_L>}) + \mathcal{B}_{47} \cdot (\mathcal{B}_{K_S \rightarrow \pi^0 \pi^0} \cdot \mathcal{B}_{K_S \rightarrow \pi^0 \pi^0}) + \mathcal{B}_{48} \cdot \mathcal{B}_{K_S \rightarrow \pi^0 \pi^0} \\ & + \mathcal{B}_{804} + \mathcal{B}_{50} \cdot (\mathcal{B}_{K_S \rightarrow \pi^0 \pi^0} \cdot \mathcal{B}_{K_S \rightarrow \pi^0 \pi^0}) + \mathcal{B}_{51} \cdot \mathcal{B}_{K_S \rightarrow \pi^0 \pi^0} \\ & + \mathcal{B}_{806} + \mathcal{B}_{126} \cdot \mathcal{B}_{\eta \rightarrow \text{neutral}} + \mathcal{B}_{128} \cdot \mathcal{B}_{\eta \rightarrow \text{neutral}} + \mathcal{B}_{130} \cdot \mathcal{B}_{\eta \rightarrow \text{neutral}} \\ & + \mathcal{B}_{132} \cdot (\mathcal{B}_{\eta \rightarrow \text{neutral}} \cdot (\mathcal{B}_{<\bar{K}^0|K_S>} \cdot \mathcal{B}_{K_S \rightarrow \pi^0 \pi^0} + \mathcal{B}_{<\bar{K}^0|K_L>})) + \mathcal{B}_{800} \cdot \mathcal{B}_{\omega \rightarrow \pi^0 \gamma} \\ & + \mathcal{B}_{151} \cdot \mathcal{B}_{\omega \rightarrow \pi^0 \gamma} + \mathcal{B}_{152} \cdot \mathcal{B}_{\omega \rightarrow \pi^0 \gamma} + \mathcal{B}_{167} \cdot (\mathcal{B}_{\phi \rightarrow K_S K_L} \cdot \mathcal{B}_{K_S \rightarrow \pi^0 \pi^0}) \end{aligned}$$

$$\frac{\mathcal{B}_3}{\mathcal{B}_5} = \frac{\mathcal{B}_3}{\mathcal{B}_5}$$

$$\begin{aligned} \mathcal{B}_7 &= \mathcal{B}_{35} \cdot \mathcal{B}_{<\bar{K}^0|K_L>} + \mathcal{B}_9 + \mathcal{B}_{804} + \mathcal{B}_{37} \cdot \mathcal{B}_{<K^0|K_L>} \\ & + \mathcal{B}_{10} \end{aligned}$$

$$\mathcal{B}_8 = \mathcal{B}_9 + \mathcal{B}_{10}$$

$$\frac{\mathcal{B}_8}{\mathcal{B}_5} = \frac{\mathcal{B}_8}{\mathcal{B}_5}$$

$$\frac{\mathcal{B}_9}{\mathcal{B}_5} = \frac{\mathcal{B}_9}{\mathcal{B}_5}$$

$$\frac{\mathcal{B}_{10}}{\mathcal{B}_5} = \frac{\mathcal{B}_{10}}{\mathcal{B}_5}$$

$$\frac{\mathcal{B}_{10}}{\mathcal{B}_9} = \frac{\mathcal{B}_{10}}{\mathcal{B}_9}$$

$$\mathcal{B}_{11} = \mathcal{B}_{14} + \mathcal{B}_{16} + \mathcal{B}_{20} + \mathcal{B}_{23} + \mathcal{B}_{27} + \mathcal{B}_{28}$$

$$\begin{aligned} & + \mathcal{B}_{30} + \mathcal{B}_{35} \cdot (\mathcal{B}_{<K^0|K_S>} \cdot \mathcal{B}_{K_S \rightarrow \pi^0 \pi^0}) + \mathcal{B}_{37} \cdot (\mathcal{B}_{<K^0|K_S>} \cdot \mathcal{B}_{K_S \rightarrow \pi^0 \pi^0}) \\ & + \mathcal{B}_{40} \cdot (\mathcal{B}_{<K^0|K_S>} \cdot \mathcal{B}_{K_S \rightarrow \pi^0 \pi^0}) + \mathcal{B}_{42} \cdot (\mathcal{B}_{<K^0|K_S>} \cdot \mathcal{B}_{K_S \rightarrow \pi^0 \pi^0}) \\ & + \mathcal{B}_{47} \cdot (\mathcal{B}_{K_S \rightarrow \pi^0 \pi^0} \cdot \mathcal{B}_{K_S \rightarrow \pi^0 \pi^0}) + \mathcal{B}_{50} \cdot (\mathcal{B}_{K_S \rightarrow \pi^0 \pi^0} \cdot \mathcal{B}_{K_S \rightarrow \pi^0 \pi^0}) \\ & + \mathcal{B}_{126} \cdot \mathcal{B}_{\eta \rightarrow \text{neutral}} + \mathcal{B}_{128} \cdot \mathcal{B}_{\eta \rightarrow \text{neutral}} + \mathcal{B}_{130} \cdot \mathcal{B}_{\eta \rightarrow \text{neutral}} \\ & + \mathcal{B}_{132} \cdot (\mathcal{B}_{<K^0|K_S>} \cdot \mathcal{B}_{K_S \rightarrow \pi^0 \pi^0} \cdot \mathcal{B}_{\eta \rightarrow \text{neutral}}) + \mathcal{B}_{151} \cdot \mathcal{B}_{\omega \rightarrow \pi^0 \gamma} \\ & + \mathcal{B}_{152} \cdot \mathcal{B}_{\omega \rightarrow \pi^0 \gamma} + \mathcal{B}_{800} \cdot \mathcal{B}_{\omega \rightarrow \pi^0 \gamma} \end{aligned}$$

$$\begin{aligned} \mathcal{B}_{12} &= \mathcal{B}_{128} \cdot \mathcal{B}_{\eta \rightarrow 3\pi^0} + \mathcal{B}_{30} + \mathcal{B}_{23} + \mathcal{B}_{28} + \mathcal{B}_{14} \\ & + \mathcal{B}_{16} + \mathcal{B}_{20} + \mathcal{B}_{27} + \mathcal{B}_{126} \cdot \mathcal{B}_{\eta \rightarrow 3\pi^0} + \mathcal{B}_{130} \cdot \mathcal{B}_{\eta \rightarrow 3\pi^0} \end{aligned}$$

$$\mathcal{B}_{13} = \mathcal{B}_{14} + \mathcal{B}_{16}$$

$$\begin{aligned} \mathcal{B}_{17} &= \mathcal{B}_{128} \cdot \mathcal{B}_{\eta \rightarrow 3\pi^0} + \mathcal{B}_{30} + \mathcal{B}_{23} + \mathcal{B}_{28} + \mathcal{B}_{35} \cdot (\mathcal{B}_{<K^0|K_S>} \cdot \mathcal{B}_{K_S \rightarrow \pi^0 \pi^0}) \\ & + \mathcal{B}_{40} \cdot (\mathcal{B}_{<K^0|K_S>} \cdot \mathcal{B}_{K_S \rightarrow \pi^0 \pi^0}) + \mathcal{B}_{42} \cdot (\mathcal{B}_{<K^0|K_S>} \cdot \mathcal{B}_{K_S \rightarrow \pi^0 \pi^0}) \\ & + \mathcal{B}_{20} + \mathcal{B}_{27} + \mathcal{B}_{47} \cdot (\mathcal{B}_{K_S \rightarrow \pi^0 \pi^0} \cdot \mathcal{B}_{K_S \rightarrow \pi^0 \pi^0}) + \mathcal{B}_{50} \cdot (\mathcal{B}_{K_S \rightarrow \pi^0 \pi^0} \cdot \mathcal{B}_{K_S \rightarrow \pi^0 \pi^0}) \\ & + \mathcal{B}_{126} \cdot \mathcal{B}_{\eta \rightarrow 3\pi^0} + \mathcal{B}_{37} \cdot (\mathcal{B}_{<K^0|K_S>} \cdot \mathcal{B}_{K_S \rightarrow \pi^0 \pi^0}) + \mathcal{B}_{130} \cdot \mathcal{B}_{\eta \rightarrow 3\pi^0} \end{aligned}$$

$$\mathcal{B}_{18} = \mathcal{B}_{23} + \mathcal{B}_{35} \cdot (\mathcal{B}_{<K^0|K_S>} \cdot \mathcal{B}_{K_S \rightarrow \pi^0 \pi^0}) + \mathcal{B}_{20} + \mathcal{B}_{37} \cdot (\mathcal{B}_{<K^0|K_S>} \cdot \mathcal{B}_{K_S \rightarrow \pi^0 \pi^0})$$

$$\mathcal{B}_{19} = \mathcal{B}_{23} + \mathcal{B}_{20}$$

$$\frac{\mathcal{B}_{19}}{\mathcal{B}_{13}} = \frac{\mathcal{B}_{19}}{\mathcal{B}_{13}}$$

$$\begin{aligned} \mathcal{B}_{24} = & \mathcal{B}_{27} + \mathcal{B}_{28} + \mathcal{B}_{30} + \mathcal{B}_{40} \cdot (\mathcal{B}_{<K^0|K_S>} \cdot \mathcal{B}_{K_S \rightarrow \pi^0 \pi^0}) \\ & + \mathcal{B}_{42} \cdot (\mathcal{B}_{<K^0|K_S>} \cdot \mathcal{B}_{K_S \rightarrow \pi^0 \pi^0}) + \mathcal{B}_{47} \cdot (\mathcal{B}_{K_S \rightarrow \pi^0 \pi^0} \cdot \mathcal{B}_{K_S \rightarrow \pi^0 \pi^0}) \\ & + \mathcal{B}_{50} \cdot (\mathcal{B}_{K_S \rightarrow \pi^0 \pi^0} \cdot \mathcal{B}_{K_S \rightarrow \pi^0 \pi^0}) + \mathcal{B}_{126} \cdot \mathcal{B}_{\eta \rightarrow 3\pi^0} + \mathcal{B}_{128} \cdot \mathcal{B}_{\eta \rightarrow 3\pi^0} \\ & + \mathcal{B}_{130} \cdot \mathcal{B}_{\eta \rightarrow 3\pi^0} + \mathcal{B}_{132} \cdot (\mathcal{B}_{<K^0|K_S>} \cdot \mathcal{B}_{K_S \rightarrow \pi^0 \pi^0} \cdot \mathcal{B}_{\eta \rightarrow 3\pi^0}) \end{aligned}$$

$$\begin{aligned} \mathcal{B}_{25} = & \mathcal{B}_{128} \cdot \mathcal{B}_{\eta \rightarrow 3\pi^0} + \mathcal{B}_{30} + \mathcal{B}_{28} + \mathcal{B}_{27} + \mathcal{B}_{126} \cdot \mathcal{B}_{\eta \rightarrow 3\pi^0} \\ & + \mathcal{B}_{130} \cdot \mathcal{B}_{\eta \rightarrow 3\pi^0} \end{aligned}$$

$$\begin{aligned} \mathcal{B}_{26} = & \mathcal{B}_{128} \cdot \mathcal{B}_{\eta \rightarrow 3\pi^0} + \mathcal{B}_{28} + \mathcal{B}_{40} \cdot (\mathcal{B}_{<K^0|K_S>} \cdot \mathcal{B}_{K_S \rightarrow \pi^0 \pi^0}) \\ & + \mathcal{B}_{42} \cdot (\mathcal{B}_{<K^0|K_S>} \cdot \mathcal{B}_{K_S \rightarrow \pi^0 \pi^0}) + \mathcal{B}_{27} \end{aligned}$$

$$\frac{\mathcal{B}_{26}}{\mathcal{B}_{13}} = \frac{\mathcal{B}_{26}}{\mathcal{B}_{13}}$$

$$\mathcal{B}_{29} = \mathcal{B}_{30} + \mathcal{B}_{126} \cdot \mathcal{B}_{\eta \rightarrow 3\pi^0} + \mathcal{B}_{130} \cdot \mathcal{B}_{\eta \rightarrow 3\pi^0}$$

$$\begin{aligned} \mathcal{B}_{31} = & \mathcal{B}_{128} \cdot \mathcal{B}_{\eta \rightarrow \text{neutral}} + \mathcal{B}_{23} + \mathcal{B}_{28} + \mathcal{B}_{42} + \mathcal{B}_{16} \\ & + \mathcal{B}_{37} + \mathcal{B}_{10} + \mathcal{B}_{167} \cdot (\mathcal{B}_{\phi \rightarrow K_S K_L} \cdot \mathcal{B}_{K_S \rightarrow \pi^0 \pi^0}) \end{aligned}$$

$$\begin{aligned} \mathcal{B}_{32} = & \mathcal{B}_{16} + \mathcal{B}_{23} + \mathcal{B}_{28} + \mathcal{B}_{37} + \mathcal{B}_{42} + \mathcal{B}_{128} \cdot \mathcal{B}_{\eta \rightarrow \text{neutral}} \\ & + \mathcal{B}_{130} \cdot \mathcal{B}_{\eta \rightarrow \text{neutral}} + \mathcal{B}_{167} \cdot (\mathcal{B}_{\phi \rightarrow K_S K_L} \cdot \mathcal{B}_{K_S \rightarrow \pi^0 \pi^0}) \end{aligned}$$

$$\begin{aligned} \mathcal{B}_{33} = & \mathcal{B}_{35} \cdot \mathcal{B}_{<\bar{K}^0|K_S>} + \mathcal{B}_{40} \cdot \mathcal{B}_{<\bar{K}^0|K_S>} + \mathcal{B}_{42} \cdot \mathcal{B}_{<K^0|K_S>} \\ & + \mathcal{B}_{47} + \mathcal{B}_{48} + \mathcal{B}_{50} + \mathcal{B}_{51} + \mathcal{B}_{37} \cdot \mathcal{B}_{<K^0|K_S>} \\ & + \mathcal{B}_{132} \cdot (\mathcal{B}_{<\bar{K}^0|K_S>} \cdot \mathcal{B}_{\eta \rightarrow \text{neutral}}) + \mathcal{B}_{44} \cdot \mathcal{B}_{<\bar{K}^0|K_S>} + \mathcal{B}_{167} \cdot \mathcal{B}_{\phi \rightarrow K_S K_L} \end{aligned}$$

$$\mathcal{B}_{34} = \mathcal{B}_{35} + \mathcal{B}_{37}$$

$$\mathcal{B}_{38} = \mathcal{B}_{42} + \mathcal{B}_{37}$$

$$\mathcal{B}_{39} = \mathcal{B}_{40} + \mathcal{B}_{42}$$

$$\mathcal{B}_{43} = \mathcal{B}_{40} + \mathcal{B}_{44}$$

$$\mathcal{B}_{46} = \mathcal{B}_{48} + \mathcal{B}_{47} + \mathcal{B}_{804}$$

$$\mathcal{B}_{49} = \mathcal{B}_{50} + \mathcal{B}_{51} + \mathcal{B}_{806}$$





$$\begin{aligned}
\mathcal{B}_{66} &= \mathcal{B}_{70} + \mathcal{B}_{94} + \mathcal{B}_{128} \cdot \mathcal{B}_{\eta \rightarrow \pi^+ \pi^- \pi^0} + \mathcal{B}_{151} \cdot \mathcal{B}_{\omega \rightarrow \pi^+ \pi^- \pi^0} \\
&\quad + \mathcal{B}_{152} \cdot \mathcal{B}_{\omega \rightarrow \pi^+ \pi^-} + \mathcal{B}_{800} \cdot \mathcal{B}_{\omega \rightarrow \pi^+ \pi^- \pi^0} + \mathcal{B}_{803} \\
\mathcal{B}_{67} &= \mathcal{B}_{70} + \mathcal{B}_{94} + \mathcal{B}_{128} \cdot \mathcal{B}_{\eta \rightarrow \pi^+ \pi^- \pi^0} + \mathcal{B}_{803} \\
\mathcal{B}_{68} &= \mathcal{B}_{40} \cdot (\mathcal{B}_{<K^0|K_S>} \cdot \mathcal{B}_{K_S \rightarrow \pi^+ \pi^-}) + \mathcal{B}_{70} + \mathcal{B}_{152} \cdot \mathcal{B}_{\omega \rightarrow \pi^+ \pi^-} \\
&\quad + \mathcal{B}_{800} \cdot \mathcal{B}_{\omega \rightarrow \pi^+ \pi^- \pi^0} \\
\mathcal{B}_{69} &= \mathcal{B}_{152} \cdot \mathcal{B}_{\omega \rightarrow \pi^+ \pi^-} + \mathcal{B}_{70} + \mathcal{B}_{800} \cdot \mathcal{B}_{\omega \rightarrow \pi^+ \pi^- \pi^0} \\
\mathcal{B}_{74} &= \mathcal{B}_{152} \cdot \mathcal{B}_{\omega \rightarrow \pi^+ \pi^- \pi^0} + \mathcal{B}_{78} + \mathcal{B}_{77} + \mathcal{B}_{126} \cdot \mathcal{B}_{\eta \rightarrow \pi^+ \pi^- \pi^0} \\
&\quad + \mathcal{B}_{130} \cdot \mathcal{B}_{\eta \rightarrow \pi^+ \pi^- \pi^0} \\
\mathcal{B}_{75} &= \mathcal{B}_{152} \cdot \mathcal{B}_{\omega \rightarrow \pi^+ \pi^- \pi^0} + \mathcal{B}_{47} \cdot (2 \cdot \mathcal{B}_{K_S \rightarrow \pi^+ \pi^-} \cdot \mathcal{B}_{K_S \rightarrow \pi^0 \pi^0}) \\
&\quad + \mathcal{B}_{77} + \mathcal{B}_{126} \cdot \mathcal{B}_{\eta \rightarrow \pi^+ \pi^- \pi^0} + \mathcal{B}_{130} \cdot \mathcal{B}_{\eta \rightarrow \pi^+ \pi^- \pi^0} \\
\mathcal{B}_{76} &= \mathcal{B}_{152} \cdot \mathcal{B}_{\omega \rightarrow \pi^+ \pi^- \pi^0} + \mathcal{B}_{77} + \mathcal{B}_{126} \cdot \mathcal{B}_{\eta \rightarrow \pi^+ \pi^- \pi^0} + \mathcal{B}_{130} \cdot \mathcal{B}_{\eta \rightarrow \pi^+ \pi^- \pi^0} \\
\frac{\mathcal{B}_{76}}{\mathcal{B}_{54}} &= \frac{\mathcal{B}_{76}}{\mathcal{B}_{54}} \\
\mathcal{B}_{78} &= \mathcal{B}_{810} + \mathcal{B}_{50} \cdot (2 \cdot \mathcal{B}_{K_S \rightarrow \pi^+ \pi^-} \cdot \mathcal{B}_{K_S \rightarrow \pi^0 \pi^0}) + \mathcal{B}_{132} \cdot (\mathcal{B}_{<\bar{K}^0|K_S>} \cdot \mathcal{B}_{K_S \rightarrow \pi^+ \pi^-} \cdot \mathcal{B}_{\eta \rightarrow 3\pi^0}) \\
\mathcal{B}_{79} &= \mathcal{B}_{37} \cdot (\mathcal{B}_{<K^0|K_S>} \cdot \mathcal{B}_{K_S \rightarrow \pi^+ \pi^-}) + \mathcal{B}_{42} \cdot (\mathcal{B}_{<K^0|K_S>} \cdot \mathcal{B}_{K_S \rightarrow \pi^+ \pi^-}) \\
&\quad + \mathcal{B}_{93} + \mathcal{B}_{94} + \mathcal{B}_{128} \cdot \mathcal{B}_{\eta \rightarrow \text{charged}} + \mathcal{B}_{151} \cdot (\mathcal{B}_{\omega \rightarrow \pi^+ \pi^- \pi^0} \\
&\quad + \mathcal{B}_{\omega \rightarrow \pi^+ \pi^-}) + \mathcal{B}_{168} + \mathcal{B}_{802} + \mathcal{B}_{803} \\
\mathcal{B}_{80} &= \mathcal{B}_{93} + \mathcal{B}_{802} + \mathcal{B}_{151} \cdot \mathcal{B}_{\omega \rightarrow \pi^+ \pi^-} \\
\frac{\mathcal{B}_{80}}{\mathcal{B}_{60}} &= \frac{\mathcal{B}_{80}}{\mathcal{B}_{60}} \\
\mathcal{B}_{81} &= \mathcal{B}_{128} \cdot \mathcal{B}_{\eta \rightarrow \pi^+ \pi^- \pi^0} + \mathcal{B}_{94} + \mathcal{B}_{803} + \mathcal{B}_{151} \cdot \mathcal{B}_{\omega \rightarrow \pi^+ \pi^- \pi^0} \\
\frac{\mathcal{B}_{81}}{\mathcal{B}_{69}} &= \frac{\mathcal{B}_{81}}{\mathcal{B}_{69}} \\
\mathcal{B}_{82} &= \mathcal{B}_{128} \cdot \mathcal{B}_{\eta \rightarrow \text{charged}} + \mathcal{B}_{42} \cdot (\mathcal{B}_{<K^0|K_S>} \cdot \mathcal{B}_{K_S \rightarrow \pi^+ \pi^-}) + \mathcal{B}_{802} \\
&\quad + \mathcal{B}_{803} + \mathcal{B}_{151} \cdot (\mathcal{B}_{\omega \rightarrow \pi^+ \pi^- \pi^0} + \mathcal{B}_{\omega \rightarrow \pi^+ \pi^-}) + \mathcal{B}_{37} \cdot (\mathcal{B}_{<K^0|K_S>} \cdot \mathcal{B}_{K_S \rightarrow \pi^+ \pi^-}) \\
\mathcal{B}_{83} &= \mathcal{B}_{128} \cdot \mathcal{B}_{\eta \rightarrow \pi^+ \pi^- \pi^0} + \mathcal{B}_{802} + \mathcal{B}_{803} + \mathcal{B}_{151} \cdot (\mathcal{B}_{\omega \rightarrow \pi^+ \pi^- \pi^0} \\
&\quad + \mathcal{B}_{\omega \rightarrow \pi^+ \pi^-}) \\
\mathcal{B}_{84} &= \mathcal{B}_{802} + \mathcal{B}_{151} \cdot \mathcal{B}_{\omega \rightarrow \pi^+ \pi^-} + \mathcal{B}_{37} \cdot (\mathcal{B}_{<K^0|K_S>} \cdot \mathcal{B}_{K_S \rightarrow \pi^+ \pi^-}) \\
\mathcal{B}_{85} &= \mathcal{B}_{802} + \mathcal{B}_{151} \cdot \mathcal{B}_{\omega \rightarrow \pi^+ \pi^-} \\
\frac{\mathcal{B}_{85}}{\mathcal{B}_{60}} &= \frac{\mathcal{B}_{85}}{\mathcal{B}_{60}} \\
\mathcal{B}_{87} &= \mathcal{B}_{42} \cdot (\mathcal{B}_{<K^0|K_S>} \cdot \mathcal{B}_{K_S \rightarrow \pi^+ \pi^-}) + \mathcal{B}_{128} \cdot \mathcal{B}_{\eta \rightarrow \pi^+ \pi^- \pi^0} + \mathcal{B}_{151} \cdot \mathcal{B}_{\omega \rightarrow \pi^+ \pi^- \pi^0} \\
&\quad + \mathcal{B}_{803}
\end{aligned}$$

$$\mathcal{B}_{88} = \mathcal{B}_{128} \cdot \mathcal{B}_{\eta \rightarrow \pi^+ \pi^- \pi^0} + \mathcal{B}_{803} + \mathcal{B}_{151} \cdot \mathcal{B}_{\omega \rightarrow \pi^+ \pi^- \pi^0}$$

$$\mathcal{B}_{89} = \mathcal{B}_{803} + \mathcal{B}_{151} \cdot \mathcal{B}_{\omega \rightarrow \pi^+ \pi^- \pi^0}$$

$$\mathcal{B}_{92} = \mathcal{B}_{94} + \mathcal{B}_{93}$$

$$\frac{\mathcal{B}_{93}}{\mathcal{B}_{60}} = \frac{\mathcal{B}_{93}}{\mathcal{B}_{60}}$$

$$\frac{\mathcal{B}_{94}}{\mathcal{B}_{69}} = \frac{\mathcal{B}_{94}}{\mathcal{B}_{69}}$$

$$\mathcal{B}_{96} = \mathcal{B}_{167} \cdot \mathcal{B}_{\phi \rightarrow K^+ K^-}$$

$$\mathcal{B}_{102} = \mathcal{B}_{103} + \mathcal{B}_{104}$$

$$\mathcal{B}_{103} = \mathcal{B}_{820} + \mathcal{B}_{822} + \mathcal{B}_{831} \cdot \mathcal{B}_{\omega \rightarrow \pi^+ \pi^-}$$

$$\mathcal{B}_{104} = \mathcal{B}_{830} + \mathcal{B}_{833}$$

$$\begin{aligned} \mathcal{B}_{106} = & \mathcal{B}_{30} + \mathcal{B}_{44} \cdot \mathcal{B}_{<\bar{K}^0|K_S>} + \mathcal{B}_{47} + \mathcal{B}_{53} \cdot \mathcal{B}_{<K^0|K_S>} \\ & + \mathcal{B}_{77} + \mathcal{B}_{103} + \mathcal{B}_{126} \cdot (\mathcal{B}_{\eta \rightarrow 3\pi^0} + \mathcal{B}_{\eta \rightarrow \pi^+ \pi^- \pi^0}) + \mathcal{B}_{152} \cdot \mathcal{B}_{\omega \rightarrow \pi^+ \pi^- \pi^0} \end{aligned}$$

$$\begin{aligned} \mathcal{B}_{110} = & \mathcal{B}_{10} + \mathcal{B}_{16} + \mathcal{B}_{23} + \mathcal{B}_{28} + \mathcal{B}_{35} + \mathcal{B}_{40} \\ & + \mathcal{B}_{128} + \mathcal{B}_{802} + \mathcal{B}_{803} + \mathcal{B}_{151} + \mathcal{B}_{130} + \mathcal{B}_{132} \\ & + \mathcal{B}_{44} + \mathcal{B}_{53} + \mathcal{B}_{168} + \mathcal{B}_{169} + \mathcal{B}_{822} + \mathcal{B}_{833} \end{aligned}$$

$$\mathcal{B}_{149} = \mathcal{B}_{152} + \mathcal{B}_{800} + \mathcal{B}_{151}$$

$$\mathcal{B}_{150} = \mathcal{B}_{800} + \mathcal{B}_{151}$$

$$\frac{\mathcal{B}_{150}}{\mathcal{B}_{66}} = \frac{\mathcal{B}_{150}}{\mathcal{B}_{66}}$$

$$\frac{\mathcal{B}_{152}}{\mathcal{B}_{54}} = \frac{\mathcal{B}_{152}}{\mathcal{B}_{54}}$$

$$\frac{\mathcal{B}_{152}}{\mathcal{B}_{76}} = \frac{\mathcal{B}_{152}}{\mathcal{B}_{76}}$$

$$\mathcal{B}_{168} = \mathcal{B}_{167} \cdot \mathcal{B}_{\phi \rightarrow K^+ K^-}$$

$$\mathcal{B}_{169} = \mathcal{B}_{167} \cdot \mathcal{B}_{\phi \rightarrow K_S K_L}$$

$$\mathcal{B}_{804} = \mathcal{B}_{47} \cdot ((\mathcal{B}_{<K^0|K_L>} \cdot \mathcal{B}_{<\bar{K}^0|K_L>}) / (\mathcal{B}_{<K^0|K_S>} \cdot \mathcal{B}_{<\bar{K}^0|K_S>}))$$

$$\mathcal{B}_{806} = \mathcal{B}_{50} \cdot ((\mathcal{B}_{<K^0|K_L>} \cdot \mathcal{B}_{<\bar{K}^0|K_L>}) / (\mathcal{B}_{<K^0|K_S>} \cdot \mathcal{B}_{<\bar{K}^0|K_S>}))$$

$$\mathcal{B}_{810} = \mathcal{B}_{910} + \mathcal{B}_{911} + \mathcal{B}_{811} \cdot \mathcal{B}_{\omega \rightarrow \pi^+ \pi^- \pi^0} + \mathcal{B}_{812}$$

$$\mathcal{B}_{820} = \mathcal{B}_{920} + \mathcal{B}_{821}$$

$$\mathcal{B}_{830} = \mathcal{B}_{930} + \mathcal{B}_{831} \cdot \mathcal{B}_{\omega \rightarrow \pi^+ \pi^- \pi^0} + \mathcal{B}_{832}$$

$$\mathcal{B}_{910} = \mathcal{B}_{136} \cdot \mathcal{B}_{\eta \rightarrow 3\pi^0}$$

$$\mathcal{B}_{911} = \mathcal{B}_{945} \cdot \mathcal{B}_{\eta \rightarrow \pi^+ \pi^- \pi^0}$$

$$\mathcal{B}_{930} = \mathcal{B}_{136} \cdot \mathcal{B}_{\eta \rightarrow \pi^+ \pi^- \pi^0}$$

$$\mathcal{B}_{944} = \mathcal{B}_{136} \cdot \mathcal{B}_{\eta \rightarrow \gamma\gamma}$$

$$\begin{aligned} \mathcal{B}_{\text{All}} = & \mathcal{B}_3 + \mathcal{B}_5 + \mathcal{B}_9 + \mathcal{B}_{10} + \mathcal{B}_{14} + \mathcal{B}_{16} \\ & + \mathcal{B}_{20} + \mathcal{B}_{23} + \mathcal{B}_{27} + \mathcal{B}_{28} + \mathcal{B}_{30} + \mathcal{B}_{35} \\ & + \mathcal{B}_{37} + \mathcal{B}_{40} + \mathcal{B}_{42} + \mathcal{B}_{47} \cdot (1 + ((\mathcal{B}_{<K^0|K_L>} \cdot \mathcal{B}_{<\bar{K}^0|K_L>})/(\mathcal{B}_{<K^0|K_S>} \cdot \mathcal{B}_{<\bar{K}^0|K_S>}))) \\ & + \mathcal{B}_{48} + \mathcal{B}_{62} + \mathcal{B}_{70} + \mathcal{B}_{77} + \mathcal{B}_{811} + \mathcal{B}_{812} \\ & + \mathcal{B}_{93} + \mathcal{B}_{94} + \mathcal{B}_{832} + \mathcal{B}_{833} + \mathcal{B}_{126} + \mathcal{B}_{128} \\ & + \mathcal{B}_{802} + \mathcal{B}_{803} + \mathcal{B}_{800} + \mathcal{B}_{151} + \mathcal{B}_{130} + \mathcal{B}_{132} \\ & + \mathcal{B}_{44} + \mathcal{B}_{53} + \mathcal{B}_{50} \cdot (1 + ((\mathcal{B}_{<K^0|K_L>} \cdot \mathcal{B}_{<\bar{K}^0|K_L>})/(\mathcal{B}_{<K^0|K_S>} \cdot \mathcal{B}_{<\bar{K}^0|K_S>}))) \\ & + \mathcal{B}_{51} + \mathcal{B}_{167} \cdot (\mathcal{B}_{\phi \rightarrow K^+ K^-} + \mathcal{B}_{\phi \rightarrow K_S K_L}) + \mathcal{B}_{152} + \mathcal{B}_{920} \\ & + \mathcal{B}_{821} + \mathcal{B}_{822} + \mathcal{B}_{831} + \mathcal{B}_{136} + \mathcal{B}_{945} + \mathcal{B}_{805} \end{aligned}$$

4991

## 4992 12.2 Tests of lepton universality

Lepton universality tests probe the Standard-Model prediction that the weak charged-current interaction has the same coupling for all lepton generations. Starting with our 2014 report [1574], the precision of such tests was significantly improved due to use of the Belle  $\tau$  lifetime measurement [1642], while improvements from the  $\tau$  branching fraction fit are negligible. We perform the universality tests by using ratios of the partial widths of a heavier lepton  $\alpha$  decaying to a lighter lepton  $\beta$  [1643],

$$\Gamma(\alpha \rightarrow \nu_\alpha \beta \bar{\nu}_\beta (\gamma)) = \frac{\mathcal{B}(\alpha \rightarrow \nu_\alpha \beta \bar{\nu}_\beta (\gamma))}{\tau_\alpha} = \frac{G_\alpha G_\beta m_\alpha^5}{192\pi^3} f\left(\frac{m_\beta^2}{m_\alpha^2}\right) R_W^\alpha R_\gamma^\alpha, \quad (325)$$

where

$$G_\beta = \frac{g_\beta^2}{4\sqrt{2}M_W^2}, \quad f(x) = 1 - 8x + 8x^3 - x^4 - 12x^2 \ln x, \quad (326)$$

$$R_W^\alpha = 1 + \frac{3}{5} \frac{m_\alpha^2}{M_W^2} + \frac{9}{5} \frac{m_\beta^2}{M_W^2} \quad [1644\text{--}1646], \quad R_\gamma^\alpha = 1 + \frac{\alpha(m_\alpha)}{2\pi} \left( \frac{25}{4} - \pi^2 \right). \quad (327)$$

The equation holds at leading perturbative order (with some corrections being computed at next-to-leading order) for branching fractions to final states that include a soft photon, as detailed in the notation. The inclusion of soft photons is not explicitly mentioned in the branching fractions notation used in this chapter, but ought to be implicitly assumed, since experimental measurements do include soft photons. For most measurements of  $\tau$  branching fractions, soft photons are not experimentally reconstructed but accounted for in the simulations used to estimate the experimental efficiency. We use  $R_\gamma^\tau = 1 - 43.2 \cdot 10^{-4}$  and  $R_\gamma^\mu = 1 - 42.4 \cdot$

$10^{-4}$  [1643] and  $M_W$  from PDG 2021 [9]. We use HFLAV 2021 averages and PDG 2021 for the other quantities. Using pure leptonic processes we obtain the coupling ratios

$$\left(\frac{g_\tau}{g_\mu}\right)_\tau = 1.0009 \pm 0.0014 , \quad (328)$$

$$\left(\frac{g_\tau}{g_e}\right)_\tau = 1.0027 \pm 0.0014 , \quad (329)$$

$$\left(\frac{g_\mu}{g_e}\right)_\tau = 1.0019 \pm 0.0014 . \quad (330)$$

Using the expressions for the  $\tau$  hadronic partial widths, we obtain

$$\left(\frac{g_\tau}{g_\mu}\right)_h^2 = \frac{\mathcal{B}(\tau \rightarrow h\nu_\tau)}{\mathcal{B}(h \rightarrow \mu\bar{\nu}_\mu)} \frac{2m_h m_\mu^2 \tau_h}{(1 + \delta R_{\tau/h}) m_\tau^3 \tau_\tau} \left(\frac{1 - m_\mu^2/m_h^2}{1 - m_h^2/m_\tau^2}\right)^2 , \quad (331)$$

where  $h = \pi$  or  $K$ . The radiative corrections  $\delta R_{\tau/\pi}$  and  $\delta R_{\tau/K}$  have been recently updated with an improved estimation of their uncertainties and their values are  $(0.18 \pm 0.57)\%$  and  $(0.97 \pm 0.58)\%$  [1578], respectively. We obtain:

$$\left(\frac{g_\tau}{g_\mu}\right)_\pi = 0.9959 \pm 0.0038 , \quad \left(\frac{g_\tau}{g_\mu}\right)_K = 0.9855 \pm 0.0075 . \quad (332)$$

The largest contributions to the uncertainties of the tests are the uncertainty on  $\delta R_{\tau/\pi}$  for  $(g_\tau/g_\mu)_\pi$  and the uncertainty on the  $\tau$  branching fraction for  $(g_\tau/g_\mu)_K$ . Similar tests can be performed using measurements of decay modes with electrons, but are less precise because the meson decays to electrons are helicity suppressed and have less precise experimental measurements. Averaging the three  $g_\tau/g_\mu$  ratios we obtain

$$\left(\frac{g_\tau}{g_\mu}\right)_{\tau+\pi+K} = 1.0003 \pm 0.0014 , \quad (333)$$

accounting for correlations and assuming that the  $\delta R_{\tau/\pi}$  and  $\delta R_{\tau/K}$  uncertainties are uncorrelated as they are estimated to be with good approximation [1578]. Table 324 reports the correlation coefficients for the fitted coupling ratios.

Table 324: Universality coupling ratios correlation coefficients (%).

$\left(\frac{g_\tau}{g_e}\right)_\tau$	51			
$\left(\frac{g_\mu}{g_e}\right)_\tau$	-50	49		
$\left(\frac{g_\tau}{g_\mu}\right)_\pi$	16	18	1	
$\left(\frac{g_\tau}{g_\mu}\right)_K$	12	11	-1	7
	$\left(\frac{g_\tau}{g_\mu}\right)_\tau$	$\left(\frac{g_\tau}{g_e}\right)_\tau$	$\left(\frac{g_\mu}{g_e}\right)_\tau$	$\left(\frac{g_\tau}{g_\mu}\right)_\pi$

Since  $(g_\tau/g_\mu)_\tau = (g_\tau/g_e)_\tau/(g_\mu/g_e)_\tau$ , the correlation matrix is expected to be positive semi-definite, with one eigenvalue equal to zero. Indeed, in the reported correlation matrix there is one eigenvalue that is consistent with zero within the numerical accuracy of the reported figures.

### 12.3 Universality-improved $\mathcal{B}(\tau \rightarrow e\nu\bar{\nu})$ and $R_{\text{had}}$

We compute two quantities that are used for further tests involving the  $\tau$  branching fractions:

- the “universality-improved” value  $\mathcal{B}_e^{\text{uni}}$  of  $\mathcal{B}_e = \mathcal{B}(\tau \rightarrow e\nu\bar{\nu})$ , determined with the assumption that the Standard Model and lepton universality hold;
- the ratio  $R_{\text{had}}$  between the total branching fraction of the  $\tau$  to hadrons,  $\mathcal{B}_{\text{had}}$  and the universality-improved  $\mathcal{B}_e^{\text{uni}}$ , which is a measure of the ratio  $\Gamma(\tau \rightarrow \text{had})/\Gamma(\tau \rightarrow e\nu\bar{\nu})$  of the respective partial widths.

Following Ref. [1573], we obtain the improved value  $\mathcal{B}_e^{\text{uni}}$  using the  $\tau$  branching fraction to  $\mu\nu\bar{\nu}$ ,  $\mathcal{B}_\mu$ , and the  $\tau$  lifetime. We average:

- the  $\mathcal{B}_e$  fit value  $\mathcal{B}_5$ ,
- the  $\mathcal{B}_e$  determination from the  $\mathcal{B}_\mu = \mathcal{B}(\tau \rightarrow \mu\nu\bar{\nu})$  fit value  $\mathcal{B}_3$  assuming that  $g_\mu/g_e = 1$ , hence (see also Section 12.2)

$$\mathcal{B}_e = \mathcal{B}_\mu \cdot f(m_e^2/m_\tau^2)/f(m_\mu^2/m_\tau^2) , \quad (334)$$

- the  $\mathcal{B}_e$  determination from the  $\tau$  lifetime assuming that  $g_\tau/g_\mu = 1$ , hence

$$\mathcal{B}_e = \mathcal{B}(\mu \rightarrow e\bar{\nu}_e\nu_\mu) \cdot \frac{\tau_\tau}{\tau_\mu} \cdot \frac{m_\tau^5}{m_\mu^5} \cdot f\left(\frac{m_e^2}{m_\tau^2}\right)/f\left(\frac{m_e^2}{m_\mu^2}\right) \cdot (R_\gamma^\tau R_W^\tau)/(R_\gamma^\mu R_W^\mu) , \quad (335)$$

where  $\mathcal{B}(\mu \rightarrow e\bar{\nu}_e\nu_\mu) = 1$ .

Accounting for correlations, we obtain

$$\mathcal{B}_e^{\text{uni}} = (17.812 \pm 0.022)\% . \quad (336)$$

We use  $\mathcal{B}_e^{\text{uni}}$  to obtain the ratio

$$R_{\text{had}} = \frac{\Gamma(\tau \rightarrow \text{hadrons})}{\Gamma(\tau \rightarrow e\nu\bar{\nu})} = \frac{\mathcal{B}_{\text{had}}}{\mathcal{B}_e^{\text{uni}}} = 3.6343 \pm 0.0082 , \quad (337)$$

where  $\mathcal{B}_{\text{had}}$  is the sum of all *measured* branching fractions to hadrons. An alternative definition of  $\mathcal{B}_{\text{had}}$  uses the unitarity of the sum of all branching fractions,  $\mathcal{B}_{\text{had}}^{\text{uni}} = 1 - \mathcal{B}_e - \mathcal{B}_\mu = (64.80 \pm 0.06)\%$ , and results in:

$$R_{\text{had}}^{\text{uni}} = \frac{1 - \mathcal{B}_e - \mathcal{B}_\mu}{\mathcal{B}_e^{\text{uni}}} = 3.6381 \pm 0.0075 . \quad (338)$$

A third definition of  $\mathcal{B}_{\text{had}}$  uses the unitarity of the sum of all branching fractions, the Standard Model prediction  $\mathcal{B}_\mu = \mathcal{B}_e \cdot f(m_\mu^2/m_\tau^2)/f(m_e^2/m_\tau^2)$  and  $\mathcal{B}_e^{\text{uni}}$  to define  $\mathcal{B}_{\text{had}}^{\text{uni, SM}} = 1 - \mathcal{B}_e^{\text{uni}} - \mathcal{B}_e^{\text{uni}} \cdot f(m_\mu^2/m_\tau^2)/f(m_e^2/m_\tau^2) = (64.87 \pm 0.04)\%$ , yielding

$$R_{\text{had}}^{\text{uni, SM}} = \frac{1 - \mathcal{B}_e^{\text{uni}} - \mathcal{B}_e^{\text{uni}} \cdot f(m_\mu^2/m_\tau^2)/f(m_e^2/m_\tau^2)}{\mathcal{B}_e^{\text{uni}}} = 3.6417 \pm 0.0070 . \quad (339)$$

Although  $\mathcal{B}_{\text{had}}^{\text{uni}}$  and  $\mathcal{B}_{\text{had}}^{\text{uni, SM}}$  are more precise than  $\mathcal{B}_{\text{had}}$ , the precision of  $R_{\text{had}}^{\text{uni}}$  and  $R_{\text{had}}^{\text{uni, SM}}$  is just slightly better than the one of  $R_{\text{had}}$  because there are larger correlations between  $\mathcal{B}_{\text{had}}^{\text{uni}}$ ,  $\mathcal{B}_{\text{had}}^{\text{uni, SM}}$  and  $\mathcal{B}_e^{\text{uni}}$  than between  $\mathcal{B}_{\text{had}}$  and  $\mathcal{B}_e^{\text{uni}}$ .

## 12.4 Measurements of $|V_{us}|$

The CKM matrix element magnitude  $|V_{us}|$  is most precisely determined from kaon decays [1647] (see Figure 104), and its precision is limited by the uncertainties of the lattice QCD estimates of the meson form factor  $f_+^{K\pi}(0)$  and decay constant in  $f_{K\pm}/f_{\pi\pm}$ . Using the  $\tau$  branching fractions, it is possible to determine  $|V_{us}|$  in an alternative way [1648, 1649] that does not depend on lattice QCD and has small theory uncertainties (as discussed in Section 12.4.1). Moreover,  $|V_{us}|$  can be determined using the  $\tau$  branching fractions similarly to the kaon case, using the lattice QCD predictions for the meson decay constants.

### 12.4.1 $|V_{us}|$ from $\mathcal{B}(\tau \rightarrow X_s \nu)$

The  $\tau$  hadronic partial width is the sum of the  $\tau$  partial widths to strange and to non-strange hadronic final states,  $\Gamma_{\text{had}} = \Gamma_s + \Gamma_{\text{VA}}$ . The suffix “VA” traditionally denotes the sum of the  $\tau$  partial widths to non-strange final states, which proceed through either vector or axial-vector currents.

Dividing any partial width  $\Gamma_x$  by the electronic partial width,  $\Gamma_e$ , we obtain partial-width ratios  $R_x$ , which satisfy  $R_{\text{had}} = R_s + R_{\text{VA}}$ . In terms of such ratios,  $|V_{us}|$  can be measured as [1648, 1649]

$$|V_{us}|_{\tau s} = \sqrt{R_s / \left[ \frac{R_{\text{VA}}}{|V_{ud}|^2} - \delta R_{\text{theory}} \right]} , \quad (340)$$

where  $\delta R_{\text{theory}}$  can be determined using perturbative QCD and partly relying on experimental low energy scattering data [1650–1652]. The calculations in the first two references have been criticized for falling short in dealing with the biases and uncertainties in the low-energy regime of QCD [1653], but are still supported by the authors. In order to obtain smaller and more reliable QCD uncertainties, alternative procedures for computing  $|V_{us}|$  using  $\tau$  decays have been proposed, which involve the  $\tau$  spectral functions [1653] and lattice QCD methods [1654].

In the following, we compute  $|V_{us}|$  using the  $\tau$  branching fraction fit results according to eq. 340, since the complexity of the other proposed procedures and the effort that is required to reproduce them exceed the scope of this report. We use Ref. [1650] and the  $s$ -quark mass  $m_s = 93.00 \pm 8.54 \text{ MeV}$  [9] to calculate  $\delta R_{\text{theory}} = 0.238 \pm 0.033$ , since that reference quotes uncertainties that are intermediate with respect to the other two assessments in the above mentioned existing literature.

We proceed following the same procedure of the 2012 HFLAV report [221]. We sum the strange and non-strange hadronic  $\tau$  branching fractions  $\mathcal{B}_s$  and  $\mathcal{B}_{VA}$ , and use the universality-improved  $\mathcal{B}_e^{\text{uni}}$  (see Section 12.3) to compute the  $R_s$  and  $R_{VA}$  ratios. In past determinations of  $|V_{us}|$ , such as the 2009 HFLAV report [424], the total hadronic branching fraction was computed using unitarity as  $\mathcal{B}_{\text{had}}^{\text{uni}} = 1 - \mathcal{B}_e - \mathcal{B}_\mu$ , and  $\mathcal{B}_{VA}$  was obtained from  $\mathcal{B}_{\text{had}}^{\text{uni}} - \mathcal{B}_s$ . Here we use the direct experimental determination of  $\mathcal{B}_{VA}$  for two reasons. First, both methods result in comparable uncertainties on  $|V_{us}|$ , since the better precision on  $\mathcal{B}_{\text{had}}^{\text{uni}} = 1 - \mathcal{B}_e - \mathcal{B}_\mu$  is offset by increased correlations in the expressions  $(1 - \mathcal{B}_e - \mathcal{B}_\mu)/\mathcal{B}_e^{\text{uni}}$  and  $\mathcal{B}_s/(\mathcal{B}_{\text{had}} - \mathcal{B}_s)$  used in the  $|V_{us}|$  calculation. Second, if there are unobserved  $\tau$  hadronic decay modes, they will affect  $\mathcal{B}_{VA}$  and  $\mathcal{B}_s$  in a more asymmetric way when using unitarity.

Using the  $\tau$  branching fraction fit results with their uncertainties and correlations (Section 12.1), we compute  $\mathcal{B}_s = (2.908 \pm 0.048)\%$  (see Table 325) and  $\mathcal{B}_{VA} = \mathcal{B}_{\text{had}} - \mathcal{B}_s = (61.83 \pm 0.10)\%$ . PDG 2021 averages [9] are used for quantities other than the results of the HFLAV  $\tau$  branching fractions fit;  $|V_{ud}| = 0.97373 \pm 0.00031$  is taken from a 2020 updated determination [1655]. We obtain  $|V_{us}|_{\tau s} = 0.2184 \pm 0.0021$ , where the uncertainty includes a systematic error contribution of 0.0011 from the theory uncertainty on  $\delta R_{\text{theory}}$ . This value is  $3.7\sigma$  lower than the value  $|V_{us}|_{\text{uni}} = 0.2277 \pm 0.0013$  predicted from the CKM unitarity relation  $(|V_{us}|_{\text{uni}})^2 = 1 - |V_{ud}|^2 - |V_{ub}|^2$ . We also compute  $(|V_{us}|/|V_{ud}|)_{\tau s} = 0.2243 \pm 0.0022$ .

#### 12.4.2 $|V_{us}|$ from $\mathcal{B}(\tau \rightarrow K\nu)/\mathcal{B}(\tau \rightarrow \pi\nu)$

We compute  $|V_{us}|/|V_{ud}|$  from the ratio of branching fractions  $\mathcal{B}(\tau \rightarrow K^-\nu_\tau)/\mathcal{B}(\tau \rightarrow \pi^-\nu_\tau) = (6.437 \pm 0.092) \cdot 10^{-2}$  using the equation [1656]:

$$\frac{\mathcal{B}(\tau^- \rightarrow K^-\nu_\tau)}{\mathcal{B}(\tau^- \rightarrow \pi^-\nu_\tau)} = \frac{f_{K^\pm}^2 |V_{us}|^2 (m_\tau^2 - m_K^2)^2}{f_{\pi^\pm}^2 |V_{ud}|^2 (m_\tau^2 - m_\pi^2)^2} (1 + \delta R_{\tau K/\tau\pi}) , \quad (341)$$

and we get  $|V_{us}|/|V_{ud}| = 0.2289 \pm 0.0019$ , using the ratio of decay constants  $f_{K^\pm}/f_{\pi^\pm} = 1.1932 \pm 0.0021$  from the FLAG 2019 lattice QCD averages with  $N_f = 2+1+1$  [209, 1397, 1398, 1657, 1658] and  $\delta R_{\tau K/\tau\pi} = (0.10 \pm 0.80)\%$  [1578].

By using  $|V_{ud}|$  [1655] we compute  $|V_{us}|_{\tau K/\pi} = 0.2229 \pm 0.0019$ ,  $2.1\sigma$  below the CKM unitarity prediction.

#### 12.4.3 $|V_{us}|$ from $\mathcal{B}(\tau \rightarrow K\nu)$

We determine  $|V_{us}|$  from the branching fraction  $\mathcal{B}(\tau^- \rightarrow K^-\nu_\tau)$  using

$$\mathcal{B}(\tau^- \rightarrow K^-\nu_\tau) = \frac{G_F^2}{16\pi\hbar} f_{K^\pm}^2 |V_{us}|^2 \tau_\tau m_\tau^3 \left(1 - \frac{m_K^2}{m_\tau^2}\right)^2 S_{EW} (1 + \delta R_{\tau K}) . \quad (342)$$

We use  $f_{K^\pm} = 155.7 \pm 0.3 \text{ MeV}$  from the FLAG 2019 lattice QCD averages with  $N_f = 2+1+1$  [209, 1397, 1658, 1659],  $S_{EW} = 1.02320 \pm 0.00030$  [1660] and  $\delta R_{\tau K} = (-0.15 \pm 0.57)\%$  [1578]. We obtain  $|V_{us}|_{\tau K} = 0.2219 \pm 0.0017$ , which is  $2.6\sigma$  below the CKM unitarity prediction. The physical constants  $G_F$  and  $\hbar$  are taken from CODATA 2018 [1661]. This edition fixes a transcription error on the physical constants taken from PDG 2018 that caused an incorrect shift of the  $|V_{us}|_{\tau K}$  determination by about  $+0.5\sigma$  in the previous HFLAV report [1].

Table 325: HFLAV 2021  $\tau$  branching fractions to strange final states.

Branching fraction	HFLAV 2021 fit (%)
$K^- \nu_\tau$	$0.6957 \pm 0.0096$
$K^- \pi^0 \nu_\tau$	$0.4322 \pm 0.0148$
$K^- 2\pi^0 \nu_\tau$ (ex. $K^0$ )	$0.0634 \pm 0.0219$
$K^- 3\pi^0 \nu_\tau$ (ex. $K^0, \eta$ )	$0.0465 \pm 0.0213$
$\pi^- \bar{K}^0 \nu_\tau$	$0.8375 \pm 0.0139$
$\pi^- \bar{K}^0 \pi^0 \nu_\tau$	$0.3810 \pm 0.0129$
$\pi^- \bar{K}^0 2\pi^0 \nu_\tau$ (ex. $K^0$ )	$0.0234 \pm 0.0231$
$\bar{K}^0 h^- h^- h^+ \nu_\tau$	$0.0222 \pm 0.0202$
$K^- \eta \nu_\tau$	$0.0155 \pm 0.0008$
$K^- \pi^0 \eta \nu_\tau$	$0.0048 \pm 0.0012$
$\pi^- \bar{K}^0 \eta \nu_\tau$	$0.0094 \pm 0.0015$
$K^- \omega \nu_\tau$	$0.0410 \pm 0.0092$
$K^- \phi(K^+ K^-) \nu_\tau$	$0.0022 \pm 0.0008$
$K^- \phi(K_S^0 K_L^0) \nu_\tau$	$0.0015 \pm 0.0006$
$K^- \pi^- \pi^+ \nu_\tau$ (ex. $K^0, \omega$ )	$0.2924 \pm 0.0068$
$K^- \pi^- \pi^+ \pi^0 \nu_\tau$ (ex. $K^0, \omega, \eta$ )	$0.0387 \pm 0.0142$
$K^- 2\pi^- 2\pi^+ \nu_\tau$ (ex. $K^0$ )	$0.0001 \pm 0.0001$
$K^- 2\pi^- 2\pi^+ \pi^0 \nu_\tau$ (ex. $K^0$ )	$0.0001 \pm 0.0001$
$X_s^- \nu_\tau$	$2.9076 \pm 0.0478$

#### 5071 12.4.4 Summary of $|V_{us}|$ from $\tau$ decays

We summarize the  $|V_{us}|$  results reporting the values, the discrepancy with respect to the  $|V_{us}|$  determination from CKM unitarity, and an illustration of the measurement method:

$$|V_{us}|_{\text{uni}} = 0.2277 \pm 0.0013 \quad 0.0\sigma \quad [\sqrt{1 - |V_{ud}|^2 - |V_{ub}|^2} \quad (\text{CKM unitarity})] , \quad (343)$$

$$|V_{us}|_{\tau s} = 0.2184 \pm 0.0021 \quad -3.7\sigma \quad [\mathcal{B}(\tau^- \rightarrow X_s^- \nu_\tau)] , \quad (344)$$

$$|V_{us}|_{\tau K/\pi} = 0.2229 \pm 0.0019 \quad -2.1\sigma \quad [\mathcal{B}(\tau^- \rightarrow K^- \nu_\tau)/\mathcal{B}(\tau^- \rightarrow \pi^- \nu_\tau)] , \quad (345)$$

$$|V_{us}|_{\tau K} = 0.2219 \pm 0.0017 \quad -2.6\sigma \quad [\mathcal{B}(\tau^- \rightarrow K^- \nu_\tau)] . \quad (346)$$

Averaging the two  $|V_{us}|$  determinations that rely on exclusive  $\tau$  branching fractions, we obtain:

$$|V_{us}|_{\tau \text{ excl}} = 0.2222 \pm 0.0017 \quad -2.5\sigma \quad [\text{average of } \tau \text{ exclusive measurements}] . \quad (347)$$

Averaging the  $\tau$  inclusive and exclusive  $|V_{us}|$  determinations, we obtain:

$$|V_{us}|_{\tau} = 0.2207 \pm 0.0014 \quad -3.5\sigma \quad [\text{average of 3 } |V_{us}| \text{ } \tau \text{ measurements}] . \quad (348)$$



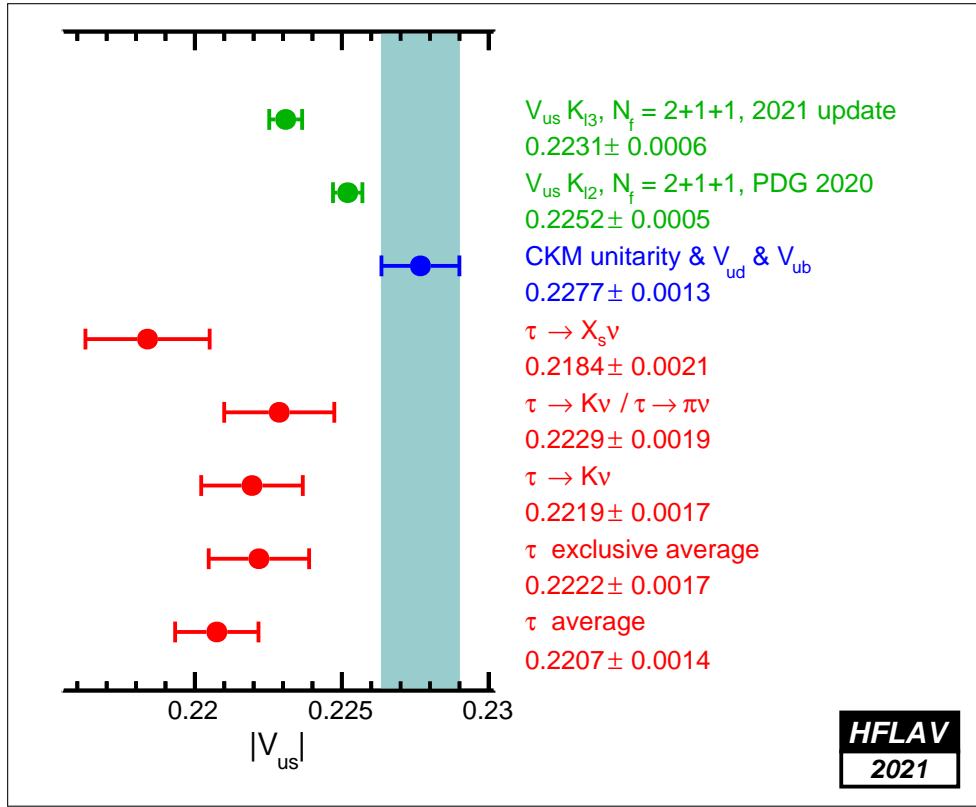


Figure 104:  $|V_{us}|$  determinations. In the CKM-unitarity evaluation,  $|V_{ud}|$  is taken from a 2020 experimental update [1655]. The value  $|V_{us}|_{K\ell 3}$  from  $K^- \rightarrow \pi^0 \mu^- \bar{\nu}_\mu$  decays is taken from a 2021 update [1662]. The value  $|V_{us}|_{K\ell 2}$  from  $K^- \rightarrow \mu^- \bar{\nu}_\mu$  decays is taken from Ref. [9].

In calculating the averages, the correlation between  $f_{K^\pm}$  and  $f_{K^\pm}/f_{\pi^\pm}$  is taken to be zero, in absence of public information. Taking it to be  $\pm 100\%$  varies the  $|V_{us}|$  central value by about 8% of its uncertainty and the  $|V_{us}|$  uncertainty by about 1% relative. From the purpose of estimating the correlations between  $\delta R_{\tau K}$ ,  $\delta R_{\tau \pi}$  and  $\delta R_{\tau K/\tau \pi}$  we use the information [1578] that the uncertainties on  $\delta R_{\tau K}$  and  $\delta R_{\tau \pi}$  are uncorrelated to a good approximation and that  $\delta R_{\tau K/\tau \pi} = \delta R_{\tau K} - \delta R_{\tau \pi}$ .

All  $|V_{us}|$  determinations based on measured  $\tau$  branching fractions are lower than both the kaon and the CKM-unitarity determinations. This is correlated with the fact that the direct measurements of the three largest  $\tau$  branching fractions to kaons [ $\mathcal{B}(\tau^- \rightarrow K^- \nu_\tau)$ ,  $\mathcal{B}(\tau^- \rightarrow K^- \pi^0 \nu_\tau)$  and  $\mathcal{B}(\tau^- \rightarrow \pi^- \bar{K}^0 \nu_\tau)$ ] yield lower values than their SM predictions based on the branching fractions of leptonic kaon decays [1644, 1663, 1664].

Alternative determinations of  $|V_{us}|$  from  $\mathcal{B}(\tau \rightarrow X_s \nu)$  [1653, 1654], based on partially different sets of experimental inputs, report  $|V_{us}|$  values consistent with the unitarity determination.

Figure 104 reports our  $|V_{us}|$  determinations using the  $\tau$  branching fractions, compared to two determinations based on kaon data [9] and to the value obtained from  $|V_{ud}|$  with CKM-matrix unitarity [9].

## 5088 13 Acknowledgments

5089 We are grateful for the strong support of the ATLAS, *BABAR*, Belle, Belle II, BES III, CLEO(c),  
5090 CDF, CMS, D0 and LHCb collaborations, without whom this compilation of results and world  
5091 averages would not have been possible. The success of these experiments in turn would not  
5092 have been possible without the excellent operations of the BEPC-II, CESR, KEKB, KEKB-2,  
5093 LHC, PEP-II, and Tevatron accelerators. We also recognise the interplay between theoretical  
5094 and experimental communities that has provided a stimulus for many of the measurements in  
5095 this document. We thank the CERN for providing computing resources and support to HFLAV  
5096 in past years.

5097 Our averages and this compilation have benefitted greatly from contributions to the Heavy  
5098 Flavour Averaging Group from numerous individuals. In particular, we would like to thank  
5099 D. Martínez Santos and S. Esen for their valuable input to the averaging procedure of  $B_s^0$   
5100 meson properties in decays through  $b \rightarrow c\bar{c}s$  transitions. We also thank all past members of the  
5101 HFLAV. We thank the following for their careful review of the text in preparing this paper for  
5102 publication: H. Dembinski, M. Kirk, L. Grillo, S. Malde, E. Kou, F. De Fazio, S. Hashimoto,  
5103 M. Smith, R. Fleischer, K. Trabelsi, A. Bharucha, J. Dalseno, J. Libby, S. Fajfer, R. Briere,  
5104 G. Hiller, A. Rostomyan and P. Roig Garcés.

5105 Members of HFLAV are supported by the following funding agencies: Australian Research  
5106 Council (Australia); Ministry of Science and Technology, National Natural Science Founda-  
5107 tion, Key Research Program of Frontier Sciences of the Chinese Academy of Sciences (China);  
5108 CNRS/IN2P3 (France); Deutsche Forschungsgemeinschaft (Germany); German-Israeli Founda-  
5109 tion for Scientific research and Development, Israel Science Foundation, Ministry of Science and  
5110 Technology, US-Israel Binational Science Fund (Israel); Istituto Nazionale di Fisica Nucleare  
5111 (Italy); Ministry of Education, Culture, Sports, Science and Technology, Japan Society for the  
5112 Promotion of Science (Japan); National Agency for Academic Exchange, Ministry of Science  
5113 and Higher Education, National Science Centre (Poland); Swiss National Science Foundation  
5114 (Switzerland); Science and Technology Facilities Council (UK); Department of Energy (USA).

# References

- [1] HFLAV collaboration, Y. S. Amhis *et al.*, *Averages of  $b$ -hadron,  $c$ -hadron, and  $\tau$ -lepton properties as of 2018*, Eur. Phys. J. **C81** (2021) 226, [arXiv:1909.12524](#).
- [2] N. Cabibbo, *Unitary Symmetry and Leptonic Decays*, Phys. Rev. Lett. **10** (1963) 531.
- [3] M. Kobayashi and T. Maskawa, *CP Violation in the Renormalizable Theory of Weak Interaction*, Prog. Theor. Phys. **49** (1973) 652.
- [4] D. Abbaneo *et al.*, *Combined results on  $b$ -hadron production rates, lifetimes, oscillations and semileptonic decays*, [arXiv:hep-ex/0009052](#), CERN-EP-2000-096; [arXiv:hep-ex/0112028](#), CERN-EP-2001-050.
- [5] *HFLAV web page*, <https://hflav.web.cern.ch>.
- [6] O. Schneider and H. Seywerd, *COMBOS: a program to COMbine results from B OScillations analyses*, <https://gitlab.cern.ch/hflav/shared-material/-/blob/main/combos.pdf>, 1999.
- [7] E. Bertholet and T. Kuhr, *HFLAV averaging*, <https://gitlab.cern.ch/hflav/averaging>, 2022. doi: 10.5281/zenodo.6632075.
- [8] A. C. Aitken, *On least squares and linear combination of observations*, Proc. R. Soc. Edinb **55** (1936) 42.
- [9] Particle Data Group, P. A. Zyla *et al.*, *Review of Particle Physics*, PTEP **2020** (2020) 083C01.
- [10] R. Barlow, *Asymmetric statistical errors*, [arXiv:physics/0406120](#).
- [11] CLEO collaboration, J. P. Alexander *et al.*, *Measurement of the relative branching fraction of  $\Upsilon(4S)$  to charged and neutral  $B$  meson pairs*, Phys. Rev. Lett. **86** (2001) 2737, [arXiv:hep-ex/0006002](#).
- [12] CLEO collaboration, S. B. Athar *et al.*, *Measurement of the ratio of branching fractions of the  $\Upsilon(4S)$  to charged and neutral  $B$  mesons*, Phys. Rev. **D66** (2002) 052003, [arXiv:hep-ex/0202033](#).
- [13] Belle collaboration, N. C. Hastings *et al.*, *Studies of  $B^0 - \bar{B}^0$  mixing properties with inclusive dilepton events*, Phys. Rev. **D67** (2003) 052004, [arXiv:hep-ex/0212033](#).
- [14] BABAR collaboration, B. Aubert *et al.*, *Measurement of branching fractions and charge asymmetries for exclusive  $B$  decays to charmonium*, Phys. Rev. Lett. **94** (2005) 141801, [arXiv:hep-ex/0412062](#).
- [15] CLEO collaboration, B. Barish *et al.*, *Measurement of the  $\bar{B} \rightarrow D^* \ell \bar{\nu}$  branching fractions and  $|V_{cb}|$* , Phys. Rev. **D51** (1995) 1014, [arXiv:hep-ex/9406005](#).
- [16] BABAR collaboration, B. Aubert *et al.*, *Measurement of the branching fraction of  $\Upsilon(4S) \rightarrow B^0 \bar{B}^0$* , Phys. Rev. Lett. **95** (2005) 042001, [arXiv:hep-ex/0504001](#).
- [17] BaBar collaboration, B. Aubert *et al.*, *Study of hadronic transitions between Upsilon states and observation of  $\Upsilon(4S) \rightarrow \eta \Upsilon(1S)$  decay*, Phys. Rev. **D78** (2008) 112002, [arXiv:0807.2014](#).

- [18] Belle collaboration, E. Guido *et al.*, *Study of  $\eta$  and dipion transitions in  $\Upsilon(4S)$  decays to lower bottomonia*, Phys. Rev. **D96** (2017) 052005, [arXiv:1707.04973](#).
- [19] Belle collaboration, E. Guido *et al.*, *Observation of  $\Upsilon(4S) \rightarrow \eta' \Upsilon(1S)$* , Phys. Rev. Lett. **121** (2018) 062001, [arXiv:1803.10303](#).
- [20] Belle collaboration, U. Tamponi *et al.*, *First observation of the hadronic transition  $\Upsilon(4S) \rightarrow \eta h_b(1P)$  and new measurement of the  $h_b(1P)$  and  $\eta_b(1S)$  parameters*, Phys. Rev. Lett. **115** (2015) 142001, [arXiv:1506.08914](#).
- [21] A. E. Bondar, R. V. Mizuk, and M. B. Voloshin, *Bottomonium-like states: Physics case for energy scan above the  $B\bar{B}$  threshold at Belle-II*, Mod. Phys. Lett. A **32** (2017) 1750025, [arXiv:1610.01102](#).
- [22] Belle collaboration, A. Drutskoy *et al.*, *Measurement of  $\Upsilon(5S)$  decays to  $B^0$  and  $B^+$  mesons*, Phys. Rev. **D81** (2010) 112003, [arXiv:1003.5885](#).
- [23] CLEO collaboration, G. S. Huang *et al.*, *Measurement of  $\mathcal{B}(\Upsilon(5S) \rightarrow B_s^{(*)} \bar{B}_s^{(*)})$  using  $\phi$  mesons*, Phys. Rev. **D75** (2007) 012002, [arXiv:hep-ex/0610035](#).
- [24] Belle collaboration, A. Drutskoy *et al.*, *Measurement of inclusive  $D_s$ ,  $D^0$  and  $J/\psi$  rates and determination of the  $B_s^{(*)} \bar{B}_s^{(*)}$  production fraction in  $b\bar{b}$  events at the  $\Upsilon(5S)$  resonance*, Phys. Rev. Lett. **98** (2007) 052001, [arXiv:hep-ex/0608015](#).
- [25] CLEO collaboration, M. Artuso *et al.*, *Evidence for  $B_s^{(*)} \bar{B}_s^{(*)}$  production at the  $\Upsilon(5S)$  resonance*, Phys. Rev. Lett. **95** (2005) 261801, [arXiv:hep-ex/0508047](#).
- [26] Belle collaboration, A. Garmash *et al.*, *Amplitude analysis of  $e^+e^- \rightarrow \Upsilon(nS)\pi^+\pi^-$  at  $\sqrt{s} = 10.865$  GeV*, Phys. Rev. **D91** (2015) 072003, [arXiv:1403.0992](#).
- [27] Belle collaboration, P. Krokovny *et al.*, *First observation of the  $Z_b^0(10610)$  in a Dalitz analysis of  $\Upsilon(10860) \rightarrow \Upsilon(nS)\pi^0\pi^0$* , Phys. Rev. **D88** (2013) 052016, [arXiv:1308.2646](#).
- [28] Belle collaboration, I. Adachi *et al.*, *First observation of the P-wave spin-singlet bottomonium states  $h_b(1P)$  and  $h_b(2P)$* , Phys. Rev. Lett. **108** (2012) 032001, [arXiv:1103.3419](#).
- [29] Belle collaboration, X. H. He *et al.*, *Observation of  $e^+e^- \rightarrow \pi^+\pi^-\pi^0\chi_{bJ}$  and Search for  $X_b \rightarrow \omega\Upsilon(1S)$  at  $\sqrt{s} = 10.867$  GeV*, Phys. Rev. Lett. **113** (2014) 142001, [arXiv:1408.0504](#).
- [30] Belle collaboration, U. Tamponi *et al.*, *Inclusive study of bottomonium production in association with an  $\eta$  meson in  $e^+e^-$  annihilations near  $\Upsilon(5S)$* , Eur. Phys. J. **C78** (2018) 633, [arXiv:1803.03225](#).
- [31] Belle collaboration, S. Esen *et al.*, *Precise measurement of the branching fractions for  $B_s \rightarrow D_s^{(*)+} D_s^{(*)-}$  and first measurement of the  $D_s^{*+} D_s^{*-}$  polarization using  $e^+e^-$  collisions*, Phys. Rev. **D87** (2013) 031101, [arXiv:1208.0323](#).
- [32] R. Louvot, *Study of  $B_s$  meson production and measurement of  $B_s$  decays into a  $D_s^{(*)-}$  and a light meson in  $e^+e^-$  collisions at  $\sqrt{s} = 10.87$  GeV*, PhD thesis #5213, EPFL, Lausanne, 2012.
- [33] BABAR collaboration, J. P. Lees *et al.*, *A measurement of the semileptonic branching fraction of the  $B_s^0$  meson*, Phys. Rev. **D85** (2012) 011101, [arXiv:1110.5600](#).

- [34] Belle collaboration, J. Li *et al.*, *Observation of  $B_s^0 \rightarrow J/\psi f_0(980)$  and evidence for  $B_s^0 \rightarrow J/\psi f_0(1370)$* , Phys. Rev. Lett. **106** (2011) 121802, [arXiv:1102.2759](#).
- [35] Belle collaboration, R. Louvot *et al.*, *Measurement of the decay  $B_s^0 \rightarrow D_s^- \pi^+$  and evidence for  $B_s^0 \rightarrow D_s \pm K^\pm$  in  $e^+e^-$  annihilation at  $\sqrt{s} \simeq 10.87$  GeV*, Phys. Rev. Lett. **102** (2009) 021801, [arXiv:0809.2526](#).
- [36] M. A. Shifman and M. B. Voloshin, *Hierarchy of lifetimes of charmed and beautiful hadrons*, Sov. Phys. JETP **64** (1986) 698.
- [37] J. Chay, H. Georgi, and B. Grinstein, *Lepton energy distributions in heavy meson decays from QCD*, Phys. Lett. **B247** (1990) 399.
- [38] I. I. Bigi, N. G. Uraltsev, and A. I. Vainshtein, *Nonperturbative corrections to inclusive beauty and charm decays: QCD versus phenomenological models*, Phys. Lett. **B293** (1992) 430, [arXiv:hep-ph/9207214](#), Erratum *ibid.* **B297** (1992) 477.
- [39] K. G. Wilson, *Nonlagrangian models of current algebra*, Phys. Rev. **179** (1969) 1499.
- [40] M. A. Shifman, *Quark-hadron duality*, [arXiv:hep-ph/0009131](#).
- [41] I. I. Y. Bigi and N. Uraltsev, *A Vademecum on quark hadron duality*, Int. J. Mod. Phys. **A16** (2001) 5201, [arXiv:hep-ph/0106346](#).
- [42] T. Jubb, M. Kirk, A. Lenz, and G. Tetlalmatzi-Xolocotzi, *On the ultimate precision of meson mixing observables*, Nucl. Phys. **B915** (2017) 431, [arXiv:1603.07770](#).
- [43] M. B. Voloshin, *Relations between inclusive decay rates of heavy baryons*, Phys. Rept. **320** (1999) 275, [arXiv:hep-ph/9901445](#); B. Guberina, B. Melic, and H. Stefancic, *Enhancement of preasymptotic effects in inclusive beauty decays*, Phys. Lett. **B469** (1999) 253, [arXiv:hep-ph/9907468](#); M. Neubert and C. T. Sachrajda, *Spectator effects in inclusive decays of beauty hadrons*, Nucl. Phys. **B483** (1997) 339, [arXiv:hep-ph/9603202](#); I. I. Y. Bigi, M. A. Shifman, and N. Uraltsev, *Aspects of heavy quark theory*, Ann. Rev. Nucl. Part. Sci. **47** (1997) 591, [arXiv:hep-ph/9703290](#).
- [44] M. Beneke, G. Buchalla, and I. Dunietz, *Width difference in the  $B_s - \bar{B}_s$  system*, Phys. Rev. **D54** (1996) 4419, [arXiv:hep-ph/9605259](#), Erratum *ibid.* **D83** (2011) 119902.
- [45] A. Lenz and U. Nierste, *Numerical updates of lifetimes and mixing parameters of B mesons*, [arXiv:1102.4274](#); A. Lenz and U. Nierste, *Theoretical update of  $B_s - \bar{B}_s$  mixing*, JHEP **06** (2007) 072, [arXiv:hep-ph/0612167](#).
- [46] M. Beneke *et al.*, *Next-to-leading order QCD corrections to the lifetime difference of  $B_s$  mesons*, Phys. Lett. **B459** (1999) 631, [arXiv:hep-ph/9808385](#).
- [47] M. Beneke *et al.*, *The  $B^+ - B_d^0$  lifetime difference beyond leading logarithms*, Nucl. Phys. **B639** (2002) 389, [arXiv:hep-ph/0202106](#).
- [48] E. Franco, V. Lubicz, F. Mescia, and C. Tarantino, *Lifetime ratios of beauty hadrons at the next-to-leading order in QCD*, Nucl. Phys. **B633** (2002) 212, [arXiv:hep-ph/0203089](#).
- [49] M. Ciuchini *et al.*, *Lifetime differences and CP violation parameters of neutral B mesons at the next-to-leading order in QCD*, JHEP **08** (2003) 031, [arXiv:hep-ph/0308029](#).

- 5226 [50] M. Beneke, G. Buchalla, A. Lenz, and U. Nierste, *CP asymmetry in flavor specific B decays*  
5227 *beyond leading logarithms*, Phys. Lett. **B576** (2003) 173, [arXiv:hep-ph/0307344](#).
- 5228 [51] M. Ciuchini, E. Franco, V. Lubicz, and F. Mescia, *Next-to-leading order QCD corrections to*  
5229 *spectator effects in lifetimes of beauty hadrons*, Nucl. Phys. **B625** (2002) 211,  
5230 [arXiv:hep-ph/0110375](#).
- 5231 [52] C. Tarantino, *Beauty hadron lifetimes and B-meson CP-violation parameters from lattice*  
5232 *QCD*, Eur. Phys. J. **C33** (2004) S895, [arXiv:hep-ph/0310241](#).
- 5233 [53] F. Gabbiani, A. I. Onishchenko, and A. A. Petrov,  *$\Lambda_b$  lifetime puzzle in heavy-quark*  
5234 *expansion*, Phys. Rev. **D68** (2003) 114006, [arXiv:hep-ph/0303235](#).
- 5235 [54] F. Gabbiani, A. I. Onishchenko, and A. A. Petrov, *Spectator effects and lifetimes of heavy*  
5236 *hadrons*, Phys. Rev. **D70** (2004) 094031, [arXiv:hep-ph/0407004](#).
- 5237 [55] A. Lenz, *Lifetimes and heavy quark expansion*, Int. J. Mod. Phys. **A30** (2015) 1543005,  
5238 [arXiv:1405.3601](#).
- 5239 [56] M. Kirk, A. Lenz, and T. Rauh, *Dimension-six matrix elements for meson mixing and lifetimes*  
5240 *from sum rules*, JHEP **12** (2017) 068, [arXiv:1711.02100](#), [Erratum: JHEP 06, 162 (2020)].
- 5241 [57] DELPHI collaboration, J. Abdallah *et al.*, *A precise measurement of the  $B^+$ ,  $B^0$  and mean*  
5242 *b-hadron lifetime with the DELPHI detector at LEP1*, Eur. Phys. J. **C33** (2004) 307,  
5243 [arXiv:hep-ex/0401025](#).
- 5244 [58] ALEPH collaboration, R. Barate *et al.*, *Measurement of the  $\bar{B}^0$  and  $B^-$  meson lifetimes*,  
5245 Phys. Lett. **B492** (2000) 275, [arXiv:hep-ex/0008016](#).
- 5246 [59] ALEPH collaboration, D. Buskulic *et al.*, *Improved measurement of the  $\bar{B}^0$  and  $B^-$  meson*  
5247 *lifetimes*, Z. Phys. **C71** (1996) 31.
- 5248 [60] DELPHI collaboration, P. Abreu *et al.*, *A measurement of  $B^+$  and  $B^0$  lifetimes using  $\bar{D}\ell^+$*   
5249 *events*, Z. Phys. **C68** (1995) 13.
- 5250 [61] DELPHI collaboration, W. Adam *et al.*, *Lifetimes of charged and neutral B hadrons using*  
5251 *event topology*, Z. Phys. **C68** (1995) 363.
- 5252 [62] DELPHI collaboration, P. Abreu *et al.*, *A precise measurement of the  $B_d^0$  meson lifetime using*  
5253 *a new technique*, Z. Phys. **C74** (1997) 19, Erratum *ibid.* **C75** (1997) 579.
- 5254 [63] L3 collaboration, M. Acciarri *et al.*, *Upper limit on the lifetime difference of shortlived and*  
5255 *longlived  $B_s^0$  mesons*, Phys. Lett. **B438** (1998) 417.
- 5256 [64] OPAL collaboration, R. Akers *et al.*, *Improved measurements of the  $B^0$  and  $B^+$  meson*  
5257 *lifetimes*, Z. Phys. **C67** (1995) 379.
- 5258 [65] OPAL collaboration, G. Abbiendi *et al.*, *Measurement of the  $B^+$  and  $B^0$  lifetimes and search*  
5259 *for CP (T) violation using reconstructed secondary vertices*, Eur. Phys. J. **C12** (2000) 609,  
5260 [arXiv:hep-ex/9901017](#).
- 5261 [66] OPAL collaboration, G. Abbiendi *et al.*, *Measurement of the  $B^0$  lifetime and oscillation*  
5262 *frequency using  $\bar{B}^0 \rightarrow D^{*+}\ell^-\bar{\nu}$  decays*, Phys. Lett. **B493** (2000) 266, [arXiv:hep-ex/0010013](#).

- [67] SLD collaboration, K. Abe *et al.*, *Measurement of the  $B^+$  and  $B^0$  lifetimes using topological reconstruction of inclusive and semileptonic decays*, Phys. Rev. Lett. **79** (1997) 590.
- [68] CDF collaboration, F. Abe *et al.*, *Improved measurement of the  $B^-$  and  $\bar{B}^0$  meson lifetimes using semileptonic decays*, Phys. Rev. **D58** (1998) 092002, [arXiv:hep-ex/9806018](#).
- [69] CDF collaboration, D. Acosta *et al.*, *Measurement of  $B$  meson lifetimes using fully reconstructed  $B$  decays produced in  $p\bar{p}$  collisions at  $\sqrt{s} = 1.8$  TeV*, Phys. Rev. **D65** (2002) 092009.
- [70] CDF collaboration, T. Aaltonen *et al.*, *Measurement of  $b$  hadron lifetimes in exclusive decays containing a  $J/\psi$  in  $p\bar{p}$  collisions at  $\sqrt{s} = 1.96$  TeV*, Phys. Rev. Lett. **106** (2011) 121804, [arXiv:1012.3138](#).
- [71] D0 collaboration, V. M. Abazov *et al.*, *Measurement of the angular and lifetime parameters of the decays  $B_d^0 \rightarrow J/\psi K^{*0}$  and  $B_s^0 \rightarrow J/\psi \phi$* , Phys. Rev. Lett. **102** (2009) 032001, [arXiv:0810.0037](#).
- [72] D0 collaboration, V. M. Abazov *et al.*, *Measurement of the  $\Lambda_b^0$  lifetime in the exclusive decay  $\Lambda_b^0 \rightarrow J/\psi \Lambda^0$  in  $p\bar{p}$  collisions at  $\sqrt{s} = 1.96$  TeV*, Phys. Rev. **D85** (2012) 112003, [arXiv:1204.2340](#).
- [73] D0 collaboration, V. M. Abazov *et al.*, *Measurement of the  $B_s^0$  lifetime in the flavor-specific decay channel  $B_s^0 \rightarrow D_s^- \mu^+ \nu X$* , Phys. Rev. Lett. **114** (2015) 062001, [arXiv:1410.1568](#).
- [74] BABAR collaboration, B. Aubert *et al.*, *Measurement of the  $B^0$  and  $B^+$  meson lifetimes with fully reconstructed hadronic final states*, Phys. Rev. Lett. **87** (2001) 201803, [arXiv:hep-ex/0107019](#).
- [75] BABAR collaboration, B. Aubert *et al.*, *Measurement of the  $B^0$  lifetime with partially reconstructed  $B^0 \rightarrow D^{*-} \ell + \nu_\ell$  decays*, Phys. Rev. Lett. **89** (2002) 011802, [arXiv:hep-ex/0202005](#), Erratum *ibid.* **89** (2002) 169903.
- [76] BABAR collaboration, B. Aubert *et al.*, *Simultaneous measurement of the  $B^0$  meson lifetime and mixing frequency with  $B^0 \rightarrow D^{*-} \ell^+ \nu_\ell$  decays*, Phys. Rev. **D67** (2003) 072002, [arXiv:hep-ex/0212017](#).
- [77] BABAR collaboration, B. Aubert *et al.*, *Measurement of the  $B^0$  meson lifetime with partial reconstruction of  $B^0 \rightarrow D^{*-} \pi^+$  and  $B^0 \rightarrow D^{*-} \rho^+$  decays*, Phys. Rev. **D67** (2003) 091101, [arXiv:hep-ex/0212012](#).
- [78] BABAR collaboration, B. Aubert *et al.*, *Measurement of the  $\bar{B}^0$  lifetime and the  $B^0 \bar{B}^0$  oscillation frequency using partially reconstructed  $\bar{B}^0 \rightarrow D^{*+} \ell^- \bar{\nu}_\ell$  decays*, Phys. Rev. **D73** (2006) 012004, [arXiv:hep-ex/0507054](#).
- [79] Belle collaboration, K. Abe *et al.*, *Improved measurement of  $CP$ -violation parameters  $\sin(2\phi_1)$  and  $|\lambda|$ ,  $B$  meson lifetimes, and  $B^0 - \bar{B}^0$  mixing parameter  $\Delta m_d$* , Phys. Rev. **D71** (2005) 072003, [arXiv:hep-ex/0408111](#), Erratum *ibid.* **D71** (2005) 079903.
- [80] ATLAS collaboration, G. Aad *et al.*, *Measurement of the  $\Lambda_b$  lifetime and mass in the ATLAS experiment*, Phys. Rev. **D87** (2013) 032002, [arXiv:1207.2284](#).

- [81] CMS collaboration, A. M. Sirunyan *et al.*, *Measurement of  $b$  hadron lifetimes in  $pp$  collisions at  $\sqrt{s} = 8$  TeV*, Eur. Phys. J. **C78** (2018) 457, [arXiv:1710.08949](#), Erratum *ibid.* **C78** (2018) 561.
- [82] LHCb collaboration, R. Aaij *et al.*, *Measurements of the  $B^+$ ,  $B^0$ ,  $B_s^0$  meson and  $\Lambda_b^0$  baryon lifetimes*, JHEP **04** (2014) 114, [arXiv:1402.2554](#).
- [83] LHCb collaboration, R. Aaij *et al.*, *Effective lifetime measurements in the  $B_s^0 \rightarrow K^+ K^-$ ,  $B^0 \rightarrow K^+ \pi^-$  and  $B_s^0 \rightarrow \pi^+ K^-$  decays*, Phys. Lett. **B736** (2014) 446, [arXiv:1406.7204](#).
- [84] CDF collaboration, T. Aaltonen *et al.*, *Measurement of the  $B^-$  lifetime using a simulation free approach for trigger bias correction*, Phys. Rev. **D83** (2011) 032008, [arXiv:1004.4855](#).
- [85] D0 collaboration, V. M. Abazov *et al.*, *Measurement of the ratio of  $B^+$  and  $B^0$  meson lifetimes*, Phys. Rev. Lett. **94** (2005) 182001, [arXiv:hep-ex/0410052](#).
- [86] LHCb collaboration, R. Aaij *et al.*, *Determination of the sign of the decay width difference in the  $B_s^0$  system*, Phys. Rev. Lett. **108** (2012) 241801, [arXiv:1202.4717](#).
- [87] A. Lenz and G. Tetlalmatzi-Xolocotzi, *Model-independent bounds on new physics effects in non-leptonic tree-level decays of  $B$ -mesons*, JHEP **07** (2020) 177, [arXiv:1912.07621](#).
- [88] M. Artuso, G. Borissov, and A. Lenz,  *$CP$  violation in the  $B_s^0$  system*, Rev. Mod. Phys. **88** (2016) 045002, [arXiv:1511.09466](#).
- [89] S. Laplace, Z. Ligeti, Y. Nir, and G. Perez, *Implications of the  $CP$  asymmetry in semileptonic  $B$  decay*, Phys. Rev. **D65** (2002) 094040, [arXiv:hep-ph/0202010](#).
- [90] K. Hartkorn and H. G. Moser, *A new method of measuring  $\Delta\Gamma/\Gamma$  in the  $B_s^0 - \bar{B}_s^0$  system*, Eur. Phys. J. **C8** (1999) 381.
- [91] I. Dunietz, R. Fleischer, and U. Nierste, *In pursuit of new physics with  $B_s$  decays*, Phys. Rev. **D63** (2001) 114015, [arXiv:hep-ph/0012219](#).
- [92] R. Fleischer and R. Knegjens, *Effective lifetimes of  $B_s$  decays and their constraints on the  $B_s^0 - \bar{B}_s^0$  mixing parameters*, Eur. Phys. J. **C71** (2011) 1789, [arXiv:1109.5115](#).
- [93] LHCb collaboration, R. Aaij *et al.*, *Measurement of the  $CP$ -violating phase  $\phi_s$  from  $B_s^0 \rightarrow J/\psi \pi^+ \pi^-$  decays in 13 TeV  $pp$  collisions*, Phys. Lett. **B797** (2019) 134789, [arXiv:1903.05530](#).
- [94] ALEPH collaboration, R. Barate *et al.*, *Study of  $B_s^0$  oscillations and lifetime using fully reconstructed  $D_s^-$  decays*, Eur. Phys. J. **C4** (1998) 367.
- [95] DELPHI collaboration, P. Abreu *et al.*, *Study of  $B_s^0 - \bar{B}_s^0$  oscillations and  $B_s^0$  lifetimes using hadronic decays of  $B_s^0$  mesons*, Eur. Phys. J. **C18** (2000) 229, [arXiv:hep-ex/0105077](#).
- [96] OPAL collaboration, K. Ackerstaff *et al.*, *A measurement of the  $B_s^0$  lifetime using reconstructed  $D_s^-$  mesons*, Eur. Phys. J. **C2** (1998) 407, [arXiv:hep-ex/9708023](#).
- [97] ALEPH collaboration, D. Buskulic *et al.*, *Study of the  $B_s^0 - \bar{B}_s^0$  oscillation frequency using  $D_s^- \ell^+$  combinations in  $Z$  decays*, Phys. Lett. **B377** (1996) 205.
- [98] CDF collaboration, F. Abe *et al.*, *Measurement of the  $B_s^0$  meson lifetime using semileptonic decays*, Phys. Rev. **D59** (1999) 032004, [arXiv:hep-ex/9808003](#).



- [99] DELPHI collaboration, P. Abreu *et al.*, *Measurement of the  $B_s^0$  lifetime and study of  $B_s^0 - \bar{B}_s^0$  oscillations using  $D_s \ell$  events*, Eur. Phys. J. **C16** (2000) 555, [arXiv:hep-ex/0107077](#).
- [100] OPAL collaboration, K. Ackerstaff *et al.*, *Measurements of the  $B_s^0$  and  $\Lambda_b^0$  lifetimes*, Phys. Lett. **B426** (1998) 161, [arXiv:hep-ex/9802002](#).
- [101] CDF collaboration, T. Aaltonen *et al.*, *Measurement of the  $B_s^0$  lifetime in fully and partially reconstructed  $B_s^0 \rightarrow D_s^-(\phi\pi^-)X$  decays in  $\bar{p}p$  collisions at  $\sqrt{s} = 1.96$  TeV*, Phys. Rev. Lett. **107** (2011) 272001, [arXiv:1103.1864](#).
- [102] LHCb collaboration, R. Aaij *et al.*, *Measurement of the  $\bar{B}_s^0 \rightarrow D_s^- D_s^+$  and  $\bar{B}_s^0 \rightarrow D^- D_s^+$  effective lifetimes*, Phys. Rev. Lett. **112** (2014) 111802, [arXiv:1312.1217](#).
- [103] LHCb collaboration, R. Aaij *et al.*, *Measurement of the  $\bar{B}_s^0$  meson lifetime in  $D_s^+ \pi^-$  decays*, Phys. Rev. Lett. **113** (2014) 172001, [arXiv:1407.5873](#).
- [104] LHCb collaboration, R. Aaij *et al.*, *Measurement of  $B_s^0$  and  $D_s^-$  meson lifetimes*, Phys. Rev. Lett. **119** (2017) 101801, [arXiv:1705.03475](#).
- [105] CDF collaboration, F. Abe *et al.*, *Measurement of  $B$  hadron lifetimes using  $J/\psi$  final states at CDF*, Phys. Rev. **D57** (1998) 5382.
- [106] D0 collaboration, V. M. Abazov *et al.*, *Measurement of the  $B_s^0$  lifetime in the exclusive decay channel  $B_s^0 \rightarrow J/\psi \phi$* , Phys. Rev. Lett. **94** (2005) 042001, [arXiv:hep-ex/0409043](#).
- [107] LHCb collaboration, R. Aaij *et al.*, *Analysis of neutral  $B$ -meson decays into two muons*, Phys. Rev. Lett. **128** (2022) 041801, [arXiv:2108.09284](#); LHCb collaboration, R. Aaij *et al.*, *Measurement of the  $B_s^0 \rightarrow \mu^+ \mu^-$  decay properties and search for the  $B^0 \rightarrow \mu^+ \mu^-$  and  $B_s^0 \rightarrow \mu^+ \mu^- \gamma$  decays*, Phys. Rev. **D105** (2022) 012010, [arXiv:2108.09283](#).
- [108] CMS collaboration, A. M. Sirunyan *et al.*, *Measurement of properties of  $B_s^0 \rightarrow \mu^+ \mu^-$  decays and search for  $B^0 \rightarrow \mu^+ \mu^-$  with the CMS experiment*, JHEP **04** (2020) 188, [arXiv:1910.12127](#).
- [109] ALEPH collaboration, R. Barate *et al.*, *A study of the decay width difference in the  $B_s^0 - \bar{B}_s^0$  system using  $\phi\phi$  correlations*, Phys. Lett. **B486** (2000) 286.
- [110] LHCb collaboration, R. Aaij *et al.*, *Measurement of the effective  $B_s^0 \rightarrow K^+ K^-$  lifetime*, Phys. Lett. **B707** (2012) 349, [arXiv:1111.0521](#).
- [111] LHCb collaboration, R. Aaij *et al.*, *Measurement of the  $B_s^0 \rightarrow J/\psi \eta$  lifetime*, Phys. Lett. **B762** (2016) 484, [arXiv:1607.06314](#).
- [112] LHCb collaboration, R. Aaij *et al.*, *Measurement of the effective  $B_s^0 \rightarrow J/\psi K_S^0$  lifetime*, Nucl. Phys. **B873** (2013) 275, [arXiv:1304.4500](#).
- [113] CDF collaboration, T. Aaltonen *et al.*, *Measurement of branching ratio and  $B_s^0$  lifetime in the decay  $B_s^0 \rightarrow J/\psi f_0(980)$  at CDF*, Phys. Rev. **D84** (2011) 052012, [arXiv:1106.3682](#).
- [114] D0 collaboration, V. M. Abazov *et al.*,  *$B_s^0$  lifetime measurement in the CP-odd decay channel  $B_s^0 \rightarrow J/\psi f_0(980)$* , Phys. Rev. **D94** (2016) 012001, [arXiv:1603.01302](#).
- [115] LHCb collaboration, R. Aaij *et al.*, *Measurement of CP violation and the  $B_s^0$  meson decay width difference with  $B_s^0 \rightarrow J/\psi K^+ K^-$  and  $B_s^0 \rightarrow J/\psi \pi^+ \pi^-$  decays*, Phys. Rev. **D87** (2013) 112010, [arXiv:1304.2600](#).

- [116] LHCb collaboration, R. Aaij *et al.*, *Measurement of the  $\bar{B}^0 - B^0$  and  $\bar{B}_s^0 - B_s^0$  production asymmetries in  $pp$  collisions at  $\sqrt{s} = 7$  TeV*, Phys. Lett. **B739** (2014) 218, [arXiv:1408.0275](#).
- [117] CDF collaboration, F. Abe *et al.*, *Observation of the  $B_c$  meson in  $p\bar{p}$  collisions at  $\sqrt{s} = 1.8$  TeV*, Phys. Rev. Lett. **81** (1998) 2432, [arXiv:hep-ex/9805034](#).
- [118] CDF collaboration, A. Abulencia *et al.*, *Measurement of the  $B_c^+$  meson lifetime using  $B_c^+ \rightarrow J/\psi e^+ \nu_e$* , Phys. Rev. Lett. **97** (2006) 012002, [arXiv:hep-ex/0603027](#).
- [119] D0 collaboration, V. M. Abazov *et al.*, *Measurement of the lifetime of the  $B_c^\pm$  meson in the semileptonic decay channel*, Phys. Rev. Lett. **102** (2009) 092001, [arXiv:0805.2614](#).
- [120] CDF collaboration, T. Aaltonen *et al.*, *Measurement of the  $B_c^-$  meson lifetime in the decay  $B_c^- \rightarrow J/\psi \pi^-$* , Phys. Rev. **D87** (2013) 011101, [arXiv:1210.2366](#).
- [121] LHCb collaboration, R. Aaij *et al.*, *Measurement of the  $B_c^+$  meson lifetime using  $B_c^+ \rightarrow J/\psi \mu^+ \nu_\mu X$  decays*, Eur. Phys. J. **C74** (2014) 2839, [arXiv:1401.6932](#).
- [122] LHCb collaboration, R. Aaij *et al.*, *Measurement of the lifetime of the  $B_c^+$  meson using the  $B_c^+ \rightarrow J/\psi \pi^+$  decay mode*, Phys. Lett. **B742** (2015) 29, [arXiv:1411.6899](#).
- [123] ALEPH, CDF, DELPHI, L3, OPAL, and SLD collaborations, LEP electroweak working group, SLD electroweak and heavy flavour working groups, S. Schael *et al.*, *Precision electroweak measurements on the  $Z$  resonance*, Phys. Rept. **427** (2006) 257, [arXiv:hep-ex/0509008](#).
- [124] ALEPH collaboration, R. Barate *et al.*, *Measurement of the  $b$  baryon lifetime and branching fractions in  $Z$  decays*, Eur. Phys. J. **C2** (1998) 197.
- [125] DELPHI collaboration, P. Abreu *et al.*, *Measurement of the lifetime of  $b$  baryons*, Eur. Phys. J. **C10** (1999) 185.
- [126] DELPHI collaboration, P. Abreu *et al.*, *Determination of the average lifetime of  $b$  baryons*, Z. Phys. **C71** (1996) 199.
- [127] OPAL collaboration, R. Akers *et al.*, *Measurement of the average  $b$  baryon lifetime and the product branching ratio  $f(b \rightarrow \Lambda_b) \times \text{BR}(\Lambda_b \rightarrow \Lambda \ell^- \bar{\nu} X)$* , Z. Phys. **C69** (1996) 195.
- [128] CDF collaboration, F. Abe *et al.*, *Measurement of  $\Lambda_b^0$  lifetime using  $\Lambda_b^0 \rightarrow \Lambda_c^+ \ell^- \bar{\nu}$* , Phys. Rev. Lett. **77** (1996) 1439.
- [129] D0 collaboration, V. M. Abazov *et al.*, *Measurement of the  $\Lambda_b^0$  lifetime using semileptonic decays*, Phys. Rev. Lett. **99** (2007) 182001, [arXiv:0706.2358](#).
- [130] CDF collaboration, T. Aaltonen *et al.*, *Measurement of the  $\Lambda_b$  lifetime in  $\Lambda_b \rightarrow \Lambda_c^+ \pi^-$  decays in  $p\bar{p}$  collisions at  $\sqrt{s} = 1.96$  TeV*, Phys. Rev. Lett. **104** (2010) 102002, [arXiv:0912.3566](#).
- [131] CDF collaboration, T. A. Aaltonen *et al.*, *Mass and lifetime measurements of bottom and charm baryons in  $p\bar{p}$  collisions at  $\sqrt{s} = 1.96$  TeV*, Phys. Rev. **D89** (2014) 072014, [arXiv:1403.8126](#).
- [132] CMS collaboration, S. Chatrchyan *et al.*, *Measurement of the  $\Lambda_b^0$  lifetime in  $pp$  collisions at  $\sqrt{s} = 7$  TeV*, JHEP **07** (2013) 163, [arXiv:1304.7495](#).
- [133] LHCb collaboration, R. Aaij *et al.*, *Precision measurement of the ratio of the  $\Lambda_b^0$  to  $\bar{B}^0$  lifetimes*, Phys. Lett. **B734** (2014) 122, [arXiv:1402.6242](#).

- [134] ALEPH collaboration, D. Buskulic *et al.*, *Strange  $b$  baryon production and lifetime in  $Z$  decays*, Phys. Lett. **B384** (1996) 449.
- [135] DELPHI collaboration, P. Abreu *et al.*, *Production of strange  $B$ -baryons decaying into  $\Xi^\mp - \text{lepton}^\mp$  pairs at  $LEP$* , Z. Phys. **C68** (1995) 541.
- [136] DELPHI collaboration, J. Abdallah *et al.*, *Production of  $\Xi_c^0$  and  $\Xi_b$  in  $Z$  decays and lifetime measurement of  $\Xi_b$* , Eur. Phys. J. **C44** (2005) 299, [arXiv:hep-ex/0510023](#).
- [137] LHCb collaboration, R. Aaij *et al.*, *Measurement of the  $\Xi_b^-$  and  $\Omega_b^-$  baryon lifetimes*, Phys. Lett. **B736** (2014) 154, [arXiv:1405.1543](#).
- [138] LHCb collaboration, R. Aaij *et al.*, *Precision measurement of the mass and lifetime of the  $\Xi_b^-$  baryon*, Phys. Rev. Lett. **113** (2014) 242002, [arXiv:1409.8568](#).
- [139] LHCb collaboration, R. Aaij *et al.*, *Precision measurement of the mass and lifetime of the  $\Xi_b^0$  baryon*, Phys. Rev. Lett. **113** (2014) 032001, [arXiv:1405.7223](#).
- [140] LHCb collaboration, R. Aaij *et al.*, *Measurement of the mass and lifetime of the  $\Omega_b^-$  baryon*, Phys. Rev. **D93** (2016) 092007, [arXiv:1604.01412](#).
- [141] Y.-Y. Keum and U. Nierste, *Probing penguin coefficients with the lifetime ratio  $\tau(B_s)/\tau(B_d)$* , Phys. Rev. **D57** (1998) 4282, [arXiv:hep-ph/9710512](#).
- [142] N. G. Uraltsev, *On the problem of boosting nonleptonic  $b$  baryon decays*, Phys. Lett. **B376** (1996) 303, [arXiv:hep-ph/9602324](#); D. Pirjol and N. Uraltsev, *Four fermion heavy quark operators and light current amplitudes in heavy flavor hadrons*, Phys. Rev. **D59** (1999) 034012, [arXiv:hep-ph/9805488](#); P. Colangelo and F. De Fazio, *Role of four-quark operators in the inclusive  $\Lambda_b$  decays*, Phys. Lett. **B387** (1996) 371, [arXiv:hep-ph/9604425](#); UKQCD collaboration, M. Di Pierro, C. T. Sachrajda, and C. Michael, *An Exploratory lattice study of spectator effects in inclusive decays of the  $\Lambda_b$  baryon*, Phys. Lett. **B468** (1999) 143, [arXiv:hep-lat/9906031](#), Erratum *ibid.* **D525** (2002) 360.
- [143] ALEPH collaboration, D. Buskulic *et al.*, *Improved measurement of the  $B_d^0 - \bar{B}_d^0$  oscillation frequency*, Z. Phys. **C75** (1997) 397.
- [144] DELPHI collaboration, P. Abreu *et al.*, *Measurement of  $B_d^0 - \bar{B}_d^0$  oscillations*, Z. Phys. **C76** (1997) 579.
- [145] DELPHI collaboration, J. Abdallah *et al.*, *Search for  $B_s^0 - \bar{B}_s^0$  oscillations and a measurement of  $B_d^0 - \bar{B}_d^0$  oscillations using events with an inclusively reconstructed vertex*, Eur. Phys. J. **C28** (2003) 155, [arXiv:hep-ex/0303032](#).
- [146] L3 collaboration, M. Acciarri *et al.*, *Measurement of the  $B_d^0 - \bar{B}_d^0$  oscillation frequency*, Eur. Phys. J. **C5** (1998) 195.
- [147] OPAL collaboration, K. Ackerstaff *et al.*, *An updated study of  $B$  meson oscillations using dilepton events*, Z. Phys. **C76** (1997) 417, [arXiv:hep-ex/9707010](#).
- [148] OPAL collaboration, K. Ackerstaff *et al.*, *A study of  $B$  meson oscillations using hadronic  $Z^0$  decays containing leptons*, Z. Phys. **C76** (1997) 401, [arXiv:hep-ex/9707009](#).
- [149] OPAL collaboration, G. Alexander *et al.*, *A measurement of the  $B_d^0$  oscillation frequency using leptons and  $D^{*\pm}$  mesons*, Z. Phys. **C72** (1996) 377.

- [150] CDF collaboration, F. Abe *et al.*, *Measurement of the  $B^0 - \bar{B}^0$  oscillation frequency using  $\pi B$  meson charge-flavor correlations in  $p\bar{p}$  collisions at  $\sqrt{s} = 1.8$  TeV*, Phys. Rev. Lett. **80** (1998) 2057, [arXiv:hep-ex/9712004](#); CDF collaboration, F. Abe *et al.*, *Measurement of the  $B_d^0 - \bar{B}_d^0$  flavor oscillation frequency and study of same side flavor tagging of  $B$  mesons in  $p\bar{p}$  collisions*, Phys. Rev. **D59** (1999) 032001, [arXiv:hep-ex/9806026](#).
- [151] CDF collaboration, F. Abe *et al.*, *Measurement of the  $B_d^0 - \bar{B}_d^0$  oscillation frequency using dimuon data in  $p\bar{p}$  collisions at  $\sqrt{s} = 1.8$  TeV*, Phys. Rev. **D60** (1999) 051101.
- [152] CDF collaboration, F. Abe *et al.*, *Measurement of  $B^0 - \bar{B}^0$  flavor oscillations using jet-charge and lepton flavor tagging in  $p\bar{p}$  collisions at  $\sqrt{s} = 1.8$  TeV*, Phys. Rev. **D60** (1999) 072003, [arXiv:hep-ex/9903011](#).
- [153] CDF collaboration, T. Affolder *et al.*, *Measurement of the  $B^0 - \bar{B}^0$  oscillation frequency using  $\ell^- D^{*+}$  pairs and lepton flavor tags*, Phys. Rev. **D60** (1999) 112004, [arXiv:hep-ex/9907053](#).
- [154] D0 collaboration, V. M. Abazov *et al.*, *Measurement of  $B_d$  mixing using opposite-side flavor tagging*, Phys. Rev. **D74** (2006) 112002, [arXiv:hep-ex/0609034](#).
- [155] BABAR collaboration, B. Aubert *et al.*, *Measurement of  $B^0 - \bar{B}^0$  flavor oscillations in hadronic  $B^0$  decays*, Phys. Rev. Lett. **88** (2002) 221802, [arXiv:hep-ex/0112044](#); BABAR collaboration, B. Aubert *et al.*, *A study of time dependent CP-violating asymmetries and flavor oscillations in neutral  $B$  decays at the  $\Upsilon(4S)$* , Phys. Rev. **D66** (2002) 032003, [arXiv:hep-ex/0201020](#).
- [156] BABAR collaboration, B. Aubert *et al.*, *Measurement of the  $B^0 - \bar{B}^0$  oscillation frequency with inclusive dilepton events*, Phys. Rev. Lett. **88** (2002) 221803, [arXiv:hep-ex/0112045](#).
- [157] Belle collaboration, Y. Zheng *et al.*, *Measurement of the  $B^0 - \bar{B}^0$  mixing rate with  $B^0(\bar{B}^0) \rightarrow D^{*\mp}\pi^\pm$  partial reconstruction*, Phys. Rev. **D67** (2003) 092004, [arXiv:hep-ex/0211065](#).
- [158] LHCb collaboration, *Measurement of  $\Delta m_d$  in  $B^0 \rightarrow D^-(K^+\pi^-\pi^-)\pi^+$* , LHCb-CONF-2011-010 (2011), <https://cdsweb.cern.ch/record/1331124>; this result has been published in Ref. [198].
- [159] LHCb collaboration, R. Aaij *et al.*, *Measurement of the  $B^0 - \bar{B}^0$  oscillation frequency  $\Delta m_d$  with the decays  $B^0 \rightarrow D^-\pi^+$  and  $B^0 \rightarrow J/\psi K^{*0}$* , Phys. Lett. **B719** (2013) 318, [arXiv:1210.6750](#).
- [160] LHCb collaboration, R. Aaij *et al.*, *Observation of  $B_s^0 - \bar{B}_s^0$  mixing and measurement of mixing frequencies using semileptonic  $B$  decays*, Eur. Phys. J. **C73** (2013) 2655, [arXiv:1308.1302](#).
- [161] LHCb collaboration, R. Aaij *et al.*, *A precise measurement of the  $B^0$  meson oscillation frequency*, Eur. Phys. J. **C76** (2016) 412, [arXiv:1604.03475](#).
- [162] ARGUS collaboration, H. Albrecht *et al.*, *A new determination of the  $B^0 - \bar{B}^0$  oscillation strength*, Z. Phys. **C55** (1992) 357; ARGUS collaboration, H. Albrecht *et al.*, *A study of  $\bar{B}^0 \rightarrow D^{*+}\ell^-\bar{\nu}$  and  $B^0\bar{B}^0$  mixing using partial  $D^{*+}$  reconstruction*, Phys. Lett. **B324** (1994) 249.
- [163] CLEO collaboration, J. E. Bartelt *et al.*, *Two measurements of  $B^0 - \bar{B}^0$  mixing*, Phys. Rev. Lett. **71** (1993) 1680.

- [164] CLEO collaboration, B. H. Behrens *et al.*, *Precise measurement of  $B^0\bar{B}^0$  mixing parameters at the  $\Upsilon(4S)$* , Phys. Lett. **B490** (2000) 36, [arXiv:hep-ex/0005013](#).
- [165] BABAR collaboration, B. Aubert *et al.*, *Limits on the decay-rate difference of neutral  $B$  mesons and on  $CP$ ,  $T$ , and  $CPT$  violation in  $B^0 - \bar{B}^0$  oscillations*, Phys. Rev. Lett. **92** (2004) 181801, [arXiv:hep-ex/0311037](#); BABAR collaboration, B. Aubert *et al.*, *Limits on the decay-rate difference of neutral  $B$  mesons and on  $CP$ ,  $T$ , and  $CPT$  violation in  $B^0 - \bar{B}^0$  oscillations*, Phys. Rev. **D70** (2004) 012007, [arXiv:hep-ex/0403002](#).
- [166] Belle collaboration, T. Higuchi *et al.*, *Search for time-dependent  $CPT$  violation in hadronic and semileptonic  $B$  decays*, Phys. Rev. **D85** (2012) 071105, [arXiv:1203.0930](#).
- [167] T. Gershon,  $\Delta\Gamma_d$ : *A forgotten null test of the Standard Model*, J. Phys. **G38** (2011) 015007, [arXiv:1007.5135](#), Erratum *ibid.* **G42** (2015) 119501.
- [168] ATLAS collaboration, M. Aaboud *et al.*, *Measurement of the relative width difference of the  $B^0 - \bar{B}^0$  system with the ATLAS detector*, JHEP **06** (2016) 081, [arXiv:1605.07485](#).
- [169] J. Charles *et al.*, *Current status of the Standard Model CKM fit and constraints on  $\Delta F = 2$  New Physics*, Phys. Rev. **D91** (2015) 073007, [arXiv:1501.05013](#), with updated results and plots available at <http://ckmfitter.in2p3.fr>; UTfit collaboration, M. Bona *et al.*, *The unitarity triangle fit in the standard model and hadronic parameters from lattice QCD: A reappraisal after the measurements of  $\Delta m_s$  and  $BR(B \rightarrow \tau\nu_\tau)$* , JHEP **10** (2006) 081, [arXiv:hep-ph/0606167](#), with similar updated results and plots available at <http://www.utfit.org>.
- [170] D0 collaboration, V. M. Abazov *et al.*, *Study of  $CP$ -violating charge asymmetries of single muons and like-sign dimuons in  $p\bar{p}$  collisions*, Phys. Rev. **D89** (2014) 012002, [arXiv:1310.0447](#).
- [171] U. Nierste, *Effect of  $\Delta\Gamma$  on the dimuon asymmetry in  $B$  decays*, 2014. talk presented at the 8th International Workshop on the CKM unitarity Triangle (CKM 2014).
- [172] CDF collaboration, T. Aaltonen *et al.*, *Measurement of the bottom-strange meson mixing phase in the full CDF data set*, Phys. Rev. Lett. **109** (2012) 171802, [arXiv:1208.2967](#).
- [173] D0 collaboration, V. M. Abazov *et al.*, *Measurement of the  $CP$ -violating phase  $\phi_s^{J/\psi\phi}$  using the flavor-tagged decay  $B_s^0 \rightarrow J/\psi\phi$  in  $8\text{ fb}^{-1}$  of  $p\bar{p}$  collisions*, Phys. Rev. **D85** (2012) 032006, [arXiv:1109.3166](#).
- [174] ATLAS collaboration, G. Aad *et al.*, *Flavour tagged time dependent angular analysis of the  $B_s \rightarrow J/\psi\phi$  decay and extraction of  $\Delta\Gamma$  and the weak phase  $\phi_s$  in ATLAS*, Phys. Rev. **D90** (2014) 052007, [arXiv:1407.1796](#).
- [175] ATLAS collaboration, G. Aad *et al.*, *Measurement of the  $CP$ -violating phase  $\phi_s$  and the  $B_s^0$  meson decay width difference with  $B_s^0 \rightarrow J/\psi\phi$  decays in ATLAS*, JHEP **08** (2016) 147, [arXiv:1601.03297](#).
- [176] ATLAS collaboration, G. Aad *et al.*, *Measurement of the  $CP$ -violating phase  $\phi_s$  in  $B_s^0 \rightarrow J/\psi\phi$  decays in ATLAS at  $13\text{ TeV}$* , Eur. Phys. J. **C81** (2021) 342, [arXiv:2001.07115](#).
- [177] CMS collaboration, V. Khachatryan *et al.*, *Measurement of the  $CP$ -violating weak phase  $\phi_s$  and the decay width difference  $\Delta\Gamma_s$  using the  $B_s^0 \rightarrow J/\psi\phi(1020)$  decay channel in  $pp$  collisions at  $\sqrt{s} = 8\text{ TeV}$* , Phys. Lett. **B757** (2016) 97, [arXiv:1507.07527](#).

- [178] CMS collaboration, A. M. Sirunyan *et al.*, *Measurement of the CP-violating phase  $\phi_s$  in the  $B_s^0 \rightarrow J/\psi \phi(1020) \rightarrow \mu^+ \mu^- K^+ K^-$  channel in proton-proton collisions at  $\sqrt{s} = 13$  TeV*, Phys. Lett. **B816** (2021) 136188, [arXiv:2007.02434](#).
- [179] LHCb collaboration, R. Aaij *et al.*, *Precision measurement of CP violation in  $B_s^0 \rightarrow J/\psi K^+ K^-$  decays*, Phys. Rev. Lett. **114** (2015) 041801, [arXiv:1411.3104](#).
- [180] LHCb collaboration, R. Aaij *et al.*, *Resonances and CP violation in  $B_s^0$  and  $\bar{B}_s^0 \rightarrow J/\psi K^+ K^-$  decays in the mass region above the  $\phi(1020)$* , JHEP **08** (2017) 037, [arXiv:1704.08217](#).
- [181] LHCb collaboration, R. Aaij *et al.*, *First study of the CP-violating phase and decay-width difference in  $B_s^0 \rightarrow \psi(2S) \phi$  decays*, Phys. Lett. **B762** (2016) 253, [arXiv:1608.04855](#).
- [182] LHCb collaboration, R. Aaij *et al.*, *First measurement of the CP-violating phase in  $B_s^0 \rightarrow J/\psi(\rightarrow e^+ e^-) \phi$  decays*, Eur. Phys. J. **C81** (2021) 1026, [arXiv:2105.14738](#).
- [183] LHCb collaboration, R. Aaij *et al.*, *Updated measurement of time-dependent CP-violating observables in  $B_s^0 \rightarrow J/\psi K^+ K^-$  decays*, Eur. Phys. J. **C79** (2019) 706, [arXiv:1906.08356](#), Erratum *ibid.* **C80** (2020) 601.
- [184] A. Lenz, *Theoretical update of B-mixing and lifetimes*, [arXiv:1205.1444](#).
- [185] Belle collaboration, S. Esen *et al.*, *Observation of  $B_s^0 \rightarrow D_s^{(*)+} D_s^{(*)-}$  using  $e^+ e^-$  collisions and a determination of the  $B_s - \bar{B}_s$  width difference  $\Delta\Gamma_s$* , Phys. Rev. Lett. **105** (2010) 201802, [arXiv:1005.5177](#).
- [186] D0 collaboration, V. M. Abazov *et al.*, *Evidence for decay  $B_s^0 \rightarrow D_s^{(*)+} D_s^{(*)-}$  and a measurement of  $\Delta\Gamma_s^{CP}/\Gamma_s$* , Phys. Rev. Lett. **102** (2009) 091801, [arXiv:0811.2173](#).
- [187] CDF collaboration, T. Aaltonen *et al.*, *First observation of the decay  $B_s^0 \rightarrow D_s^- D_s^+$  and measurement of its branching ratio*, Phys. Rev. Lett. **100** (2008) 021803.
- [188] CDF collaboration, T. Aaltonen *et al.*, *Measurement of  $B_s^0 \rightarrow D_s^{(*)+} D_s^{(*)-}$  branching ratios*, Phys. Rev. Lett. **108** (2012) 201801, [arXiv:1204.0536](#).
- [189] ALEPH collaboration, A. Heister *et al.*, *Improved search for  $B_s^0 - \bar{B}_s^0$  oscillations*, Eur. Phys. J. **C29** (2003) 143.
- [190] DELPHI collaboration, J. Abdallah *et al.*, *Search for  $B_s^0 - \bar{B}_s^0$  oscillations in DELPHI using high- $p_t$  leptons*, Eur. Phys. J. **C35** (2004) 35, [arXiv:hep-ex/0404013](#).
- [191] OPAL collaboration, G. Abbiendi *et al.*, *A study of  $B_s^0$  meson oscillation using hadronic  $Z^0$  decays containing leptons*, Eur. Phys. J. **C11** (1999) 587, [arXiv:hep-ex/9907061](#).
- [192] OPAL collaboration, G. Abbiendi *et al.*, *A study of  $B_s$  meson oscillation using  $D_s$ -lepton correlations*, Eur. Phys. J. **C19** (2001) 241, [arXiv:hep-ex/0011052](#).
- [193] SLD collaboration, K. Abe *et al.*, *Search for time-dependent  $B_s^0 - \bar{B}_s^0$  oscillations using a vertex charge dipole technique*, Phys. Rev. **D67** (2003) 012006, [arXiv:hep-ex/0209002](#).
- [194] SLD collaboration, K. Abe *et al.*, *A search for time-dependent  $B_s^0 - \bar{B}_s^0$  oscillations using exclusively reconstructed  $D_s^\pm$  mesons*, Phys. Rev. **D66** (2002) 032009, [arXiv:hep-ex/0207048](#).

- [195] CDF collaboration, F. Abe *et al.*, *A search for  $B_s^0 - \bar{B}_s^0$  oscillations using the semileptonic decay  $B_s^0 \rightarrow \phi \ell^+ X \nu$* , Phys. Rev. Lett. **82** (1999) 3576.
- [196] D0 collaboration, V. M. Abazov *et al.*, *First direct two-sided bound on the  $B_s^0$  oscillation frequency*, Phys. Rev. Lett. **97** (2006) 021802, [arXiv:hep-ex/0603029](#).
- [197] CDF collaboration, A. Abulencia *et al.*, *Observation of  $B_s^0 - \bar{B}_s^0$  oscillations*, Phys. Rev. Lett. **97** (2006) 242003, [arXiv:hep-ex/0609040](#).
- [198] LHCb collaboration, R. Aaij *et al.*, *Measurement of the  $B_s^0 - \bar{B}_s^0$  oscillation frequency  $\Delta m_s$  in  $B_s^0 \rightarrow D_s^-(3)\pi$  decays*, Phys. Lett. **B709** (2012) 177, [arXiv:1112.4311](#).
- [199] LHCb collaboration, R. Aaij *et al.*, *Precision measurement of the  $B_s^0 - \bar{B}_s^0$  oscillation frequency with the decay  $B_s^0 \rightarrow D_s^- \pi^+$* , New J. Phys. **15** (2013) 053021, [arXiv:1304.4741](#).
- [200] LHCb collaboration, R. Aaij *et al.*, *Measurement of the CKM angle  $\gamma$  and  $B_s^0 - \bar{B}_s^0$  mixing frequency with  $B_s^0 \rightarrow D_s^\mp h^\pm \pi^\pm \pi^\mp$  decays*, JHEP **03** (2021) 137, [arXiv:2011.12041](#).
- [201] LHCb collaboration, R. Aaij *et al.*, *Precise determination of the  $B_s^0 - \bar{B}_s^0$  oscillation frequency*, Nature Phys. **18** (2022) 1, [arXiv:2104.04421](#).
- [202] L. Di Luzio, M. Kirk, A. Lenz, and T. Rauh,  *$\Delta M_s$  theory precision confronts flavour anomalies*, JHEP **12** (2019) 009, [arXiv:1909.11087](#).
- [203] Fermilab Lattice, MILC collaboration, A. Bazavov *et al.*,  *$B_{(s)}^0$ -mixing matrix elements from lattice QCD for the Standard Model and beyond*, Phys. Rev. **D93** (2016) 113016, [arXiv:1602.03560](#).
- [204] A. G. Grozin, R. Klein, T. Mannel, and A. A. Pivovarov,  *$B^0 - \bar{B}^0$  mixing at next-to-leading order*, Phys. Rev. **D94** (2016) 034024, [arXiv:1606.06054](#).
- [205] RBC/UKQCD collaboration, P. A. Boyle *et al.*,  *$SU(3)$ -breaking ratios for  $D_{(s)}$  and  $B_{(s)}$  mesons*, [arXiv:1812.08791](#).
- [206] D. King, A. Lenz, and T. Rauh,  *$B_s$  mixing observables and  $|V_{td}/V_{ts}|$  from sum rules*, JHEP **05** (2019) 034, [arXiv:1904.00940](#).
- [207] R. J. Dowdall *et al.*, *Neutral  $B$ -meson mixing from full lattice QCD at the physical point*, Phys. Rev. **D100** (2019) 094508, [arXiv:1907.01025](#).
- [208] HPQCD collaboration, C. T. H. Davies *et al.*, *Lattice QCD matrix elements for the  $B_s^0 - \bar{B}_s^0$  width difference beyond leading order*, Phys. Rev. Lett. **124** (2020) 082001, [arXiv:1910.00970](#).
- [209] FLAG collaboration, S. Aoki *et al.*, *FLAG Review 2019*, [arXiv:1902.08191](#).
- [210] CLEO collaboration, D. E. Jaffe *et al.*, *Bounds on the CP asymmetry in like sign dileptons from  $B^0 \bar{B}^0$  meson decays*, Phys. Rev. Lett. **86** (2001) 5000, [arXiv:hep-ex/0101006](#).
- [211] BABAR collaboration, J. P. Lees *et al.*, *Study of CP asymmetry in  $B^0 - \bar{B}^0$  mixing with inclusive dilepton events*, Phys. Rev. Lett. **114** (2015) 081801, [arXiv:1411.1842](#).
- [212] CDF collaboration, F. Abe *et al.*, *Measurement of  $b\bar{b}$  production correlations,  $B^0 \bar{B}^0$  mixing, and a limit on  $\epsilon(B)$  in  $p\bar{p}$  collisions at  $\sqrt{s} = 1.8$  TeV*, Phys. Rev. **D55** (1997) 2546.

- [213] ALEPH collaboration, R. Barate *et al.*, *Investigation of inclusive CP asymmetries in  $B^0$  decays*, Eur. Phys. J. **C20** (2001) 431.
- [214] BABAR collaboration, J. P. Lees *et al.*, *Search for CP violation in  $B^0 - \bar{B}^0$  mixing using partial reconstruction of  $B^0 \rightarrow D^{*-} X \ell^+ \nu_\ell$  and a kaon tag*, Phys. Rev. Lett. **111** (2013) 101802, [arXiv:1305.1575](#), Erratum *ibid.* **111** (2013) 159901.
- [215] BABAR collaboration, B. Aubert *et al.*, *Search for  $T$ , CP and CPT violation in  $B^0 - \bar{B}^0$  mixing with inclusive dilepton events*, Phys. Rev. Lett. **96** (2006) 251802, [arXiv:hep-ex/0603053](#).
- [216] Belle collaboration, E. Nakano *et al.*, *Charge asymmetry of same-sign dileptons in  $B^0 - \bar{B}^0$  mixing*, Phys. Rev. **D73** (2006) 112002, [arXiv:hep-ex/0505017](#).
- [217] M. Beneke, G. Buchalla, and I. Dunietz, *Mixing induced CP asymmetries in inclusive B decays*, Phys. Lett. **B393** (1997) 132, [arXiv:hep-ph/9609357](#); I. Dunietz, *CP asymmetries in semiinclusive  $B^0$  decays*, Eur. Phys. J. **C7** (1999) 197, [arXiv:hep-ph/9806521](#).
- [218] D0 collaboration, V. M. Abazov *et al.*, *Measurement of the semileptonic charge asymmetry in  $B^0$  meson mixing with the D0 detector*, Phys. Rev. **D86** (2012) 072009, [arXiv:1208.5813](#).
- [219] LHCb collaboration, R. Aaij *et al.*, *Measurement of the semileptonic CP asymmetry in  $B^0 - \bar{B}^0$  mixing*, Phys. Rev. Lett. **114** (2015) 041601, [arXiv:1409.8586](#).
- [220] D0 collaboration, V. M. Abazov *et al.*, *Measurement of the CP-violation parameter of  $B^0$  mixing and decay with  $p\bar{p} \rightarrow \mu\mu X$  data*, Phys. Rev. **D74** (2006) 092001, [arXiv:hep-ex/0609014](#).
- [221] Y. Amhis *et al.*, *Averages of b-hadron, c-hadron, and  $\tau$ -lepton properties as of early 2012*, [arXiv:1207.1158](#).
- [222] D0 collaboration, V. M. Abazov *et al.*, *Measurement of the semileptonic charge asymmetry using  $B_s^0 \rightarrow D_s \mu X$  decays*, Phys. Rev. Lett. **110** (2013) 011801, [arXiv:1207.1769](#).
- [223] LHCb collaboration, R. Aaij *et al.*, *Measurement of the CP asymmetry in  $B_s^0 - \bar{B}_s^0$  mixing*, Phys. Rev. Lett. **117** (2016) 061803, [arXiv:1605.09768](#).
- [224] 2017. A. Lenz, private communication.
- [225] S. Descotes-Genon and J. F. Kamenik, *A possible explanation of the D0 like-sign dimuon charge asymmetry*, Phys. Rev. **D87** (2013) 074036, [arXiv:1207.4483](#), Erratum *ibid.* **D92** (2015) 079903.
- [226] ATLAS collaboration, M. Aaboud *et al.*, *Measurements of charge and CP asymmetries in b-hadron decays using top-quark events collected by the ATLAS detector in pp collisions at  $\sqrt{s} = 8$  TeV*, JHEP **02** (2017) 071, [arXiv:1610.07869](#).
- [227] LHCb collaboration, R. Aaij *et al.*, *Measurement of the CP-violating phase  $\phi_s$  in  $\bar{B}_s^0 \rightarrow J/\psi \pi^+ \pi^-$  decays*, Phys. Lett. **B736** (2014) 186, [arXiv:1405.4140](#).
- [228] LHCb collaboration, R. Aaij *et al.*, *Analysis of the resonant components in  $B_s \rightarrow J/\psi \pi^+ \pi^-$* , Phys. Rev. **D86** (2012) 052006, [arXiv:1204.5643](#).



- [229] LHCb collaboration, R. Aaij *et al.*, *Measurement of the CP-violating phase  $\phi_s$  in  $\bar{B}_s^0 \rightarrow D_s^+ D_s^-$  decays*, Phys. Rev. Lett. **113** (2014) 211801, [arXiv:1409.4619](#).
- [230] P. Frings, U. Nierste, and M. Wiebusch, *Penguin contributions to CP phases in  $B_{d,s}$  decays to charmonium*, Phys. Rev. Lett. **115** (2015) 061802, [arXiv:1503.00859](#).
- [231] LHCb collaboration, R. Aaij *et al.*, *Measurement of the CP-violating phase  $\beta$  in  $B^0 \rightarrow J/\psi \pi^+ \pi^-$  decays and limits on penguin effects*, Phys. Lett. **B742** (2015) 38, [arXiv:1411.1634](#).
- [232] LHCb collaboration, R. Aaij *et al.*, *Measurement of CP violation parameters and polarisation fractions in  $B_s^0 \rightarrow J/\psi \bar{K}^{*0}$  decays*, [arXiv:1509.00400](#).
- [233] LHCb collaboration, R. Aaij *et al.*, *Determination of  $\gamma$  and  $-2\beta_s$  from charmless two-body decays of beauty mesons*, Phys. Lett. **B741** (2015) 1, [arXiv:1408.4368](#).
- [234] L.-L. Chau and W.-Y. Keung, *Comments on the Parametrization of the Kobayashi-Maskawa Matrix*, Phys. Rev. Lett. **53** (1984) 1802.
- [235] L. Wolfenstein, *Parametrization of the Kobayashi-Maskawa Matrix*, Phys. Rev. Lett. **51** (1983) 1945.
- [236] A. J. Buras, M. E. Lautenbacher, and G. Ostermaier, *Waiting for the top quark mass,  $K^+ \rightarrow \pi^+ \nu \bar{\nu}$ ,  $B_s^0 - \bar{B}_s^0$  mixing and CP asymmetries in B decays*, Phys. Rev. **D50** (1994) 3433, [arXiv:hep-ph/9403384](#).
- [237] C. Jarlskog, *Commutator of the Quark Mass Matrices in the Standard Electroweak Model and a Measure of Maximal CP Violation*, Phys. Rev. Lett. **55** (1985) 1039.
- [238] C. Jarlskog, *The quark mixing matrix with manifest Cabibbo substructure and an angle of the unitarity triangle as one of its parameters*, Phys. Lett. **B615** (2005) 207, [arXiv:hep-ph/0503199](#).
- [239] P. F. Harrison, S. Dallison, and W. G. Scott, *The Matrix of Unitarity Triangle Angles for Quarks*, Phys. Lett. **B680** (2009) 328, [arXiv:0904.3077](#).
- [240] P. H. Frampton and X.-G. He, *Unitarity Boomerang*, Phys. Lett. **B688** (2010) 67, [arXiv:1003.0310](#).
- [241] P. H. Frampton and X.-G. He, *Hunting for New Physics with Unitarity Boomerangs*, Phys. Rev. **D82** (2010) 017301, [arXiv:1004.3679](#).
- [242] J. Charles *et al.*, *CP violation and the CKM matrix: Assessing the impact of the asymmetric B factories*, Eur. Phys. J. **C41** (2005) 1, [arXiv:hep-ph/0406184](#), updated results and plots available at: <http://ckmfitter.in2p3.fr>.
- [243] BABAR collaboration, B. Aubert *et al.*, *Measurement of CP violating asymmetries in  $B^0$  decays to CP eigenstates*, Phys. Rev. Lett. **86** (2001) 2515, [arXiv:hep-ex/0102030](#).
- [244] LHCb collaboration, R. Aaij *et al.*, *Measurement of the time-dependent CP asymmetry in  $B^0 \rightarrow J/\psi K_S^0$  decays*, Phys. Lett. **B721** (2013) 24, [arXiv:1211.6093](#).
- [245] Belle collaboration, K. Abe *et al.*, *Observation of large CP violation in the neutral B meson system*, Phys. Rev. Lett. **87** (2001) 091802, [arXiv:hep-ex/0107061](#).

- [246] A. B. Carter and A. I. Sanda, *CP Violation in B Meson Decays*, Phys. Rev. **D23** (1981) 1567.
- [247] I. I. Y. Bigi and A. I. Sanda, *Notes on the observability of CP Violations in B decays*, Nucl. Phys. **B193** (1981) 85.
- [248] BABAR collaboration, B. Aubert *et al.*, *Measurements of time-dependent CP asymmetries in  $B^0 \rightarrow D^{*+}D^{*-}$  decays*, Phys. Rev. **D79** (2009) 032002, [arXiv:0808.1866](#).
- [249] Belle collaboration, P. Krokovny *et al.*, *Resolution of the quadratic ambiguity in the CKM angle  $\phi(1)$  using time-dependent Dalitz analysis of  $\bar{B}^0 \rightarrow D(K_S^0\pi^+\pi^-)h^0$* , Phys. Rev. Lett. **97** (2006) 081801, [arXiv:hep-ex/0605023](#).
- [250] BABAR collaboration, B. Aubert *et al.*, *Measurement of  $\cos 2\beta$  in  $B^0 \rightarrow D^{(*)}h^0$  Decays with a Time-Dependent Dalitz Plot Analysis of  $D \rightarrow K^0_S\pi^+\pi^-$* , Phys. Rev. Lett. **99** (2007) 231802, [arXiv:0708.1544](#).
- [251] I. Adachi *et al.*, *First Evidence for  $\cos 2\beta > 0$  and resolution of the Cabibbo-Kobayashi-Maskawa quark-mixing Unitarity Triangle ambiguity*, Phys. Rev. Lett. **121** (2018) 261801, [arXiv:1804.06152](#).
- [252] I. Adachi *et al.*, *Measurement of  $\cos 2\beta$  in  $B^0 \rightarrow D^{(*)}h^0$  with  $D \rightarrow K_S^0\pi^+\pi^-$  decays by a combined time-dependent Dalitz plot analysis of BABAR and Belle data*, Phys. Rev. **D98** (2018) 112012, [arXiv:1804.06153](#).
- [253] Belle collaboration, V. Vorobyev *et al.*, *Measurement of the CKM angle  $\varphi_1$  in  $B^0 \rightarrow \bar{D}^{(*)0}h^0$ ,  $\bar{D}^0 \rightarrow K_S^0\pi^+\pi^-$  decays with time-dependent binned Dalitz plot analysis*, Phys. Rev. **D94** (2016) 052004, [arXiv:1607.05813](#).
- [254] CLEO collaboration, J. Libby *et al.*, *Model-independent determination of the strong-phase difference between  $D^0$  and  $\bar{D}^0 \rightarrow K_{S,L}^0 h^+ h^-$  ( $h = \pi, K$ ) and its impact on the measurement of the CKM angle  $\gamma/\phi_3$* , Phys. Rev. **D82** (2010) 112006, [arXiv:1010.2817](#).
- [255] T. E. Browder, A. Datta, P. J. O'Donnell, and S. Pakvasa, *Measuring  $\sin(2\beta)$  in  $B \rightarrow D^{*+}D^{*-}K_S$  Decays*, Phys. Rev. **D61** (2000) 054009, [arXiv:hep-ph/9905425](#).
- [256] BABAR collaboration, B. Aubert *et al.*, *Measurement of the branching fraction and time-dependent CP asymmetry in the decay  $B^0 \rightarrow D^{*+}D^{*-}K_S^0$* , Phys. Rev. **D74** (2006) 091101, [arXiv:hep-ex/0608016](#).
- [257] Belle collaboration, J. Dalseno *et al.*, *Measurement of Branching Fraction and Time-Dependent CP Asymmetry Parameters in  $B^0 \rightarrow D^{*+}D^{*-}K^0(s)$  Decays*, Phys. Rev. **D76** (2007) 072004, [arXiv:0706.2045](#).
- [258] LHCb collaboration, R. Aaij *et al.*, *Measurement of the resonant and CP components in  $\bar{B}^0 \rightarrow J/\psi\pi^+\pi^-$  decays*, Phys. Rev. **D90** (2014) 012003, [arXiv:1404.5673](#).
- [259] J. R. Pelaez, *From controversy to precision on the sigma meson: a review on the status of the non-ordinary  $f_0(500)$  resonance*, Phys. Rept. **658** (2016) 1, [arXiv:1510.00653](#).
- [260] BABAR collaboration, B. Aubert *et al.*, *Measurements of CP-violating asymmetries in the decay  $B^0 \rightarrow K^+K^-K^0$* , Phys. Rev. Lett. **99** (2007) 161802, [arXiv:0706.3885](#).
- [261] Belle collaboration, Y. Nakahama *et al.*, *Measurement of CP violating asymmetries in  $B^0 \rightarrow K^+K^-K_S^0$  decays with a time-dependent Dalitz approach*, Phys. Rev. **D82** (2010) 073011, [arXiv:1007.3848](#).

- [262] BaBar collaboration, J. P. Lees *et al.*, *Study of CP violation in Dalitz-plot analyses of  $B^0 \rightarrow K^+K^-K_S^0$ ,  $B^+ \rightarrow K^+K^-K^+$ , and  $B^+ \rightarrow K_S^0K_S^0K^+$* , Phys. Rev. D **85** (2012) 112010, [arXiv:1201.5897](#).
- [263] Belle collaboration, A. Garmash *et al.*, *Dalitz analysis of the three-body charmless decays  $B^+ \rightarrow K^+\pi^+\pi^-$  and  $B^+ \rightarrow K^+K^+K^-$* , Phys. Rev. D **71** (2005) 092003, [arXiv:hep-ex/0412066](#).
- [264] BABAR collaboration, B. Aubert *et al.*, *Dalitz plot analysis of the decay  $B^\pm \rightarrow K^\pm K^\pm K^\mp$* , Phys. Rev. D **74** (2006) 032003, [arXiv:hep-ex/0605003](#).
- [265] BaBar collaboration, B. Aubert *et al.*, *Time-dependent amplitude analysis of  $B^0 \rightarrow K_S^0\pi^+\pi^-$* , Phys. Rev. D **80** (2009) 112001, [arXiv:0905.3615](#).
- [266] Belle collaboration, J. Dalseno *et al.*, *Time-dependent Dalitz Plot Measurement of CP Parameters in  $B^0 \rightarrow K_S^0\pi^+\pi^-$  Decays*, Phys. Rev. D **79** (2009) 072004, [arXiv:0811.3665](#).
- [267] Belle collaboration, A. Garmash *et al.*, *Evidence for large direct CP violation in  $B^\pm \rightarrow \rho(770)^0 K^\pm$  from analysis of the three-body charmless  $B^\pm \rightarrow K^\pm\pi^\pm\pi^\mp$  decay*, Phys. Rev. Lett. **96** (2006) 251803, [arXiv:hep-ex/0512066](#).
- [268] BaBar collaboration, B. Aubert *et al.*, *Dalitz-plot analysis of the decays  $B^\pm \rightarrow K^\pm\pi^\mp\pi^\pm$* , Phys. Rev. D **72** (2005) 072003, [arXiv:hep-ex/0507004](#), [Erratum: Phys.Rev.D 74, 099903 (2006)].
- [269] BaBar collaboration, B. Aubert *et al.*, *Evidence for Direct CP Violation from Dalitz-plot analysis of  $B^\pm \rightarrow K^\pm\pi^\mp\pi^\pm$* , Phys. Rev. D **78** (2008) 012004, [arXiv:0803.4451](#).
- [270] A. E. Snyder and H. R. Quinn, *Measuring CP asymmetry in  $B \rightarrow \rho\pi$  decays without ambiguities*, Phys. Rev. D **48** (1993) 2139.
- [271] H. R. Quinn and J. P. Silva, *The Use of early data on  $B \rightarrow \rho\pi$  decays*, Phys. Rev. D **62** (2000) 054002, [arXiv:hep-ph/0001290](#).
- [272] BABAR collaboration, B. Aubert *et al.*, *Measurement of CP-violating asymmetries in  $B^0 \rightarrow (\rho\pi)^0$  using a time-dependent Dalitz plot analysis*, Phys. Rev. D **76** (2007) 012004, [arXiv:hep-ex/0703008](#).
- [273] BABAR collaboration, J. P. Lees *et al.*, *Measurement of CP-violating asymmetries in  $B^0 \rightarrow (\rho\pi)^0$  decays using a time-dependent Dalitz plot analysis*, Phys. Rev. D **88** (2013) 012003, [arXiv:1304.3503](#).
- [274] Belle collaboration, A. Kusaka *et al.*, *Measurement of CP Asymmetry in a Time-Dependent Dalitz Analysis of  $B^0 \rightarrow (\rho\pi)^0$  and a Constraint on the Quark Mixing Matrix Angle  $\phi_2$* , Phys. Rev. Lett. **98** (2007) 221602, [arXiv:hep-ex/0701015](#).
- [275] Belle collaboration, A. Kusaka *et al.*, *Measurement of CP asymmetries and branching fractions in a time-dependent Dalitz analysis of  $B^0 \rightarrow (\rho\pi)^0$  and a constraint on the quark mixing angle  $\phi_2$* , Phys. Rev. D **77** (2008) 072001, [arXiv:0710.4974](#).
- [276] BABAR collaboration, B. Aubert *et al.*, *Measurement of CP-Violating Asymmetries in  $B^0 \rightarrow D^{(*)\pm}D^\mp$* , Phys. Rev. Lett. **99** (2007) 071801, [arXiv:0705.1190](#).
- [277] Belle collaboration, T. Aushev *et al.*, *Search for CP violation in the decay  $B^0 \rightarrow D^{*\pm}D^\mp$* , Phys. Rev. Lett. **93** (2004) 201802, [arXiv:hep-ex/0408051](#).

- [278] Belle collaboration, M. Rohrken *et al.*, *Measurements of Branching Fractions and Time-dependent CP Violating Asymmetries in  $B^0 \rightarrow D^{(*)\pm} D^\mp$  Decays*, Phys. Rev. **D85** (2012) 091106, [arXiv:1203.6647](#).
- [279] BaBar collaboration, B. Aubert *et al.*, *Measurements of branching fractions and CP-violating asymmetries in  $B^0 \rightarrow \rho^\pm h^\mp$  decays*, Phys. Rev. Lett. **91** (2003) 201802, [arXiv:hep-ex/0306030](#).
- [280] Belle collaboration, C. C. Wang *et al.*, *Study of  $B^0 \rightarrow \rho^\pm \pi^\mp$  time-dependent CP violation at Belle*, Phys. Rev. Lett. **94** (2005) 121801, [arXiv:hep-ex/0408003](#).
- [281] BABAR collaboration, B. Aubert *et al.*, *Measurement of time-dependent CP asymmetries in  $B^0 \rightarrow D^{(*)\pm} \pi^\mp$  and  $B^0 \rightarrow D^\pm \rho^\mp$  decays*, Phys. Rev. **D73** (2006) 111101, [arXiv:hep-ex/0602049](#).
- [282] BABAR collaboration, B. Aubert *et al.*, *Measurement of time-dependent CP-violating asymmetries and constraints on  $\sin(2\beta + \gamma)$  with partial reconstruction of  $B \rightarrow D^{*\mp} \pi^\pm$  decays*, Phys. Rev. **D71** (2005) 112003, [arXiv:hep-ex/0504035](#).
- [283] O. Long, M. Baak, R. N. Cahn, and D. Kirkby, *Impact of tag-side interference on time dependent CP asymmetry measurements using coherent  $B^0 \bar{B}^0$  pairs*, Phys. Rev. **D68** (2003) 034010, [arXiv:hep-ex/0303030](#).
- [284] Belle collaboration, S. Bahinipati *et al.*, *Measurements of time-dependent CP asymmetries in  $B \rightarrow D^{*\mp} \pi^\pm$  decays using a partial reconstruction technique*, Phys. Rev. **D84** (2011) 021101, [arXiv:1102.0888](#).
- [285] Belle collaboration, F. J. Ronga *et al.*, *Measurements of CP violation in  $B^0 \rightarrow D^{*-} \pi^+$  and  $B^0 \rightarrow D^- \pi^+$  decays*, Phys. Rev. **D73** (2006) 092003, [arXiv:hep-ex/0604013](#).
- [286] R. Fleischer, *New strategies to obtain insights into CP violation through  $B_s \rightarrow D_s^\pm K^\mp, D_s^{*\pm} K^\mp, \dots$  and  $B_d \rightarrow D^\pm \pi^\mp, D^{*\pm} \pi^\mp, \dots$  decays*, Nucl. Phys. **B671** (2003) 459, [arXiv:hep-ph/0304027](#).
- [287] LHCb collaboration, R. Aaij *et al.*, *Measurement of CP violation in  $B^0 \rightarrow D^\mp \pi^\pm$  decays*, JHEP **06** (2018) 084, [arXiv:1805.03448](#).
- [288] LHCb collaboration, R. Aaij *et al.*, *Measurement of CP asymmetry in  $B_s^0 \rightarrow D_s^\mp K^\pm$  decays*, JHEP **11** (2014) 060, [arXiv:1407.6127](#).
- [289] LHCb collaboration, R. Aaij *et al.*, *Measurement of CP asymmetry in  $B_s^0 \rightarrow D_s^\mp K^\pm$  decays*, JHEP **03** (2018) 059, [arXiv:1712.07428](#).
- [290] D. Atwood, M. Gronau, and A. Soni, *Mixing-induced CP asymmetries in radiative B decays in and beyond the standard model*, Phys. Rev. Lett. **79** (1997) 185, [arXiv:hep-ph/9704272](#).
- [291] D. Atwood, T. Gershon, M. Hazumi, and A. Soni, *Mixing-induced CP violation in  $B \rightarrow P(1)P(2)\gamma$  in search of clean new physics signals*, Phys. Rev. **D71** (2005) 076003, [arXiv:hep-ph/0410036](#).
- [292] B. Grinstein, Y. Grossman, Z. Ligeti, and D. Pirjol, *The photon polarization in  $B \rightarrow X\gamma$  in the standard model*, Phys. Rev. **D71** (2005) 011504, [arXiv:hep-ph/0412019](#).
- [293] B. Grinstein and D. Pirjol, *The CP asymmetry in  $B^0(t) \rightarrow K_S \pi^0 \gamma$  in the standard model*, Phys. Rev. **D73** (2006) 014013, [arXiv:hep-ph/0510104](#).

- [294] M. Matsumori and A. I. Sanda, *The mixing-induced CP asymmetry in  $B \rightarrow K^* \gamma$  decays with perturbative QCD approach*, Phys. Rev. **D73** (2006) 114022, [arXiv:hep-ph/0512175](#).
- [295] P. Ball and R. Zwicky, *Time-dependent CP asymmetry in  $B \rightarrow K^* \gamma$  as a (quasi) null test of the standard model*, Phys. Lett. **B642** (2006) 478, [arXiv:hep-ph/0609037](#).
- [296] F. Muheim, Y. Xie, and R. Zwicky, *Exploiting the width difference in  $B_s \rightarrow \phi \gamma$* , Phys. Lett. **B664** (2008) 174, [arXiv:0802.0876](#).
- [297] I. I. Y. Bigi and A. I. Sanda, *On direct CP violation in  $B \rightarrow D^0/\bar{D}^0 K \pi$ 's versus  $\bar{B} \rightarrow D^0/\bar{D}^0 \bar{K} \pi$ 's decays*, Phys. Lett. **B211** (1988) 213.
- [298] M. Gronau and D. London, *How to determine all the angles of the unitarity triangle from  $B(d)0 \rightarrow D K(s)$  and  $B(s)0 \rightarrow D0$* , Phys. Lett. **B253** (1991) 483.
- [299] M. Gronau and D. Wyler, *On determining a weak phase from CP asymmetries in charged B decays*, Phys. Lett. **B265** (1991) 172.
- [300] D. Atwood, I. Dunietz, and A. Soni, *Enhanced CP violation with  $B \rightarrow K D^0(\bar{D}^0)$  modes and extraction of the CKM angle  $\gamma$* , Phys. Rev. Lett. **78** (1997) 3257, [arXiv:hep-ph/9612433](#).
- [301] D. Atwood, I. Dunietz, and A. Soni, *Improved methods for observing CP violation in  $B^\pm \rightarrow K D$  and measuring the CKM phase  $\gamma$* , Phys. Rev. **D63** (2001) 036005, [arXiv:hep-ph/0008090](#).
- [302] A. Giri, Y. Grossman, A. Soffer, and J. Zupan, *Determining gamma using  $B^\pm \rightarrow DK^\pm$  with multibody D decays*, Phys. Rev. **D68** (2003) 054018, [arXiv:hep-ph/0303187](#).
- [303] Belle collaboration, A. Poluektov *et al.*, *Measurement of  $\varphi_3$  with Dalitz plot analysis of  $B^p m \rightarrow D^{(*)} K^\pm$  decay*, Phys. Rev. **D70** (2004) 072003, [arXiv:hep-ex/0406067](#).
- [304] J. Brod and J. Zupan, *The ultimate theoretical error on  $\gamma$  from  $B \rightarrow DK$  decays*, JHEP **01** (2014) 051, [arXiv:1308.5663](#).
- [305] M. Gronau, *Improving bounds on  $\gamma$  in  $B^\pm \rightarrow DK^\pm$  and  $B^{\pm,0} \rightarrow D X_s^{\pm,0}$* , Phys. Lett. **B557** (2003) 198, [arXiv:hep-ph/0211282](#).
- [306] R. Aleksan, T. C. Petersen, and A. Soffer, *Measuring the weak phase gamma in color allowed  $B \rightarrow DK \pi$  decays*, Phys. Rev. **D67** (2003) 096002, [arXiv:hep-ph/0209194](#).
- [307] T. Gershon, *On the Measurement of the Unitarity Triangle Angle  $\gamma$  from  $B^0 \rightarrow DK^*0$  Decays*, Phys. Rev. **D79** (2009) 051301, [arXiv:0810.2706](#).
- [308] T. Gershon and M. Williams, *Prospects for the Measurement of the Unitarity Triangle Angle  $\gamma$  from  $B^0 \rightarrow DK^+ \pi^-$  Decays*, Phys. Rev. **D80** (2009) 092002, [arXiv:0909.1495](#).
- [309] D. Craik, T. Gershon, and A. Poluektov, *Optimising sensitivity to  $\gamma$  with  $B^0 \rightarrow DK^+ \pi^-$ ,  $D \rightarrow K_S^0 \pi^+ \pi^-$  double Dalitz plot analysis*, Phys. Rev. **D97** (2018) 056002, [arXiv:1712.07853](#).
- [310] A. Bondar and T. Gershon, *On  $\varphi_3$  measurements using  $B^- \rightarrow D^* K^-$  decays*, Phys. Rev. **D70** (2004) 091503, [arXiv:hep-ph/0409281](#).
- [311] D. Atwood and A. Soni, *Role of charm factory in extracting CKM-phase information via  $B \rightarrow DK$* , Phys. Rev. **D68** (2003) 033003, [arXiv:hep-ph/0304085](#).

- [312] Y. Grossman, Z. Ligeti, and A. Soffer, *Measuring  $\gamma$  in  $B^\pm \rightarrow K^\pm(KK^*)(D)$  decays*, Phys. Rev. **D67** (2003) 071301, [arXiv:hep-ph/0210433](#).
- [313] M. Nayak *et al.*, *First determination of the CP content of  $D \rightarrow \pi^+\pi^-\pi^0$  and  $D \rightarrow K^+K^-\pi^0$* , Phys. Lett. **B740** (2014) 1, [arXiv:1410.3964](#).
- [314] A. Bondar and A. Poluektov, *Feasibility study of model-independent approach to  $\phi(3)$  measurement using Dalitz plot analysis*, Eur. Phys. J. **C47** (2006) 347, [arXiv:hep-ph/0510246](#).
- [315] A. Bondar and A. Poluektov, *The use of quantum-correlated  $D0$  decays for  $\phi(3)$  measurement*, Eur. Phys. J. **C55** (2008) 51, [arXiv:0801.0840](#).
- [316] T. Gershon, J. Libby, and G. Wilkinson, *Contributions to the width difference in the neutral  $D$  system from hadronic decays*, Phys. Lett. **B750** (2015) 338, [arXiv:1506.08594](#).
- [317] BABAR collaboration, B. Aubert *et al.*, *Measurement of CP Violation Parameters with a Dalitz Plot Analysis of  $B^\pm \rightarrow D(\pi^+\pi^-\pi^0)K^\pm$* , Phys. Rev. Lett. **99** (2007) 251801, [arXiv:hep-ex/0703037](#).
- [318] BABAR collaboration, B. Aubert *et al.*, *Measurement of decay amplitudes of  $B \rightarrow J/\psi K^*, \psi(2S)K^*$ , and  $\chi_{c1}K^*$  with an angular analysis*, Phys. Rev. **D76** (2007) 031102, [arXiv:0704.0522](#).
- [319] Belle collaboration, R. Itoh *et al.*, *Studies of CP violation in  $B \rightarrow J/\psi K^*$  decays*, Phys. Rev. Lett. **95** (2005) 091601, [arXiv:hep-ex/0504030](#).
- [320] CDF collaboration, D. Acosta *et al.*, *Measurement of the lifetime difference between  $B_s^0$  mass eigenstates*, Phys. Rev. Lett. **94** (2005) 101803, [arXiv:hep-ex/0412057](#).
- [321] LHCb collaboration, R. Aaij *et al.*, *Measurement of the polarization amplitudes in  $B^0 \rightarrow J/\psi K^*(892)^0$  decays*, Phys. Rev. **D88** (2013) 052002, [arXiv:1307.2782](#).
- [322] M. Jung, *Determining weak phases from  $B \rightarrow J/\psi P$  decays*, Phys. Rev. **D86** (2012) 053008, [arXiv:1206.2050](#).
- [323] K. De Bruyn and R. Fleischer, *A Roadmap to Control Penguin Effects in  $B_d^0 \rightarrow J/\psi K_S^0$  and  $B_s^0 \rightarrow J/\psi \phi$* , JHEP **03** (2015) 145, [arXiv:1412.6834](#).
- [324] BABAR collaboration, B. Aubert *et al.*, *Measurement of Time-Dependent CP Asymmetry in  $B^0 \rightarrow c\bar{c}K^{(*)0}$  Decays*, Phys. Rev. **D79** (2009) 072009, [arXiv:0902.1708](#).
- [325] Belle collaboration, I. Adachi *et al.*, *Precise measurement of the CP violation parameter  $\sin 2\phi_1$  in  $B^0 \rightarrow (c\bar{c})K^0$  decays*, Phys. Rev. Lett. **108** (2012) 171802, [arXiv:1201.4643](#).
- [326] LHCb collaboration, R. Aaij *et al.*, *Measurement of CP violation in  $B^0 \rightarrow J/\psi K_S^0$  decays*, Phys. Rev. Lett. **115** (2015) 031601, [arXiv:1503.07089](#).
- [327] LHCb collaboration, R. Aaij *et al.*, *Measurement of CP violation in  $B^0 \rightarrow J/\psi K_S^0$  and  $B^0 \rightarrow \psi(2S)K_S^0$  decays*, JHEP **11** (2017) 170, [arXiv:1709.03944](#).
- [328] BABAR collaboration, B. Aubert *et al.*, *Measurement of  $\sin(2\beta)$  using hadronic  $J/\psi$  decays*, Phys. Rev. **D69** (2004) 052001, [arXiv:hep-ex/0309039](#).
- [329] ALEPH collaboration, R. Barate *et al.*, *Study of the CP asymmetry of  $B^0 \rightarrow J/\psi K^0_S$  decays in ALEPH*, Phys. Lett. **B492** (2000) 259, [arXiv:hep-ex/0009058](#).

- [330] OPAL collaboration, K. Ackerstaff *et al.*, *Investigation of CP violation in  $B^0 \rightarrow J/\psi K_S^0$  decays at LEP*, Eur. Phys. J. **C5** (1998) 379, [arXiv:hep-ex/9801022](#).
- [331] CDF collaboration, A. A. Affolder *et al.*, *A measurement of  $\sin(2\beta)$  from  $B \rightarrow J/\psi K_S^0$  with the CDF detector*, Phys. Rev. **D61** (2000) 072005, [arXiv:hep-ex/9909003](#).
- [332] Belle collaboration, Y. Sato *et al.*, *Measurement of the CP-violation Parameter  $\sin 2\phi_1$  with a New Tagging Method at the  $\Upsilon(5S)$  Resonance*, Phys. Rev. Lett. **108** (2012) 171801, [arXiv:1201.3502](#).
- [333] Belle II collaboration, *Prompt measurements of time-dependent CP-violation and mixing*, 2020. BELLE2-NOTE-PL-2020-011.
- [334] UTfit collaboration, M. Bona *et al.*, *The 2004 UTfit Collaboration report on the status of the unitarity triangle in the standard model*, JHEP **07** (2005) 028, [arXiv:hep-ph/0501199](#), see also online updates.
- [335] E. Lunghi and A. Soni, *Possible Indications of New Physics in  $B_d$ -mixing and in  $\sin(2\beta)$  Determinations*, Phys. Lett. **B666** (2008) 162, [arXiv:0803.4340](#).
- [336] G. Eigen, G. Dubois-Felsmann, D. G. Hitlin, and F. C. Porter, *Global CKM fits with the scan method*, Phys. Rev. **D89** (2014) 033004, [arXiv:1301.5867](#).
- [337] I. Dunietz *et al.*, *How to extract CP violating asymmetries from angular correlations*, Phys. Rev. **D43** (1991) 2193.
- [338] D. Aston *et al.*, *A study of  $K^-\pi^+$  scattering in the reaction  $K^-p \rightarrow K^-\pi + n$  at 11 GeV/c*, Nucl. Phys. **B296** (1988) 493.
- [339] M. Suzuki, *Final-state interactions and  $s^-$  quark helicity conservation in  $B \rightarrow J/\psi K^*$* , Phys. Rev. **D64** (2001) 117503, [arXiv:hep-ph/0106354](#).
- [340] BABAR collaboration, B. Aubert *et al.*, *Ambiguity-free measurement of  $\cos(2\beta)$ : Time-integrated and time-dependent angular analyses of  $B \rightarrow J/\psi K\pi$* , Phys. Rev. **D71** (2005) 032005, [arXiv:hep-ex/0411016](#).
- [341] Y. Grossman and M. P. Worah, *CP asymmetries in B decays with new physics in decay amplitudes*, Phys. Lett. **B395** (1997) 241, [arXiv:hep-ph/9612269](#).
- [342] R. Fleischer, *New, efficient and clean strategies to explore CP violation through neutral B decays*, Phys. Lett. **B562** (2003) 234, [arXiv:hep-ph/0301255](#).
- [343] R. Fleischer, *A closer look at  $B_{d,s} \rightarrow Df(r)$  decays and novel avenues to determine  $\gamma$* , Nucl. Phys. **B659** (2003) 321, [arXiv:hep-ph/0301256](#).
- [344] A. Abdesselam *et al.*, *First Observation of CP Violation in  $\bar{B}^0 \rightarrow D_{\text{CP}}^{(*)} h^0$  Decays by a Combined Time-Dependent Analysis of BABAR and Belle Data*, Phys. Rev. Lett. **115** (2015) 121604, [arXiv:1505.04147](#).
- [345] A. Bondar, T. Gershon, and P. Krokovny, *A method to measure  $\varphi_1$  using  $\bar{B}^0 \rightarrow D h^0$  with multibody D decay*, Phys. Lett. **B624** (2005) 1, [arXiv:hep-ph/0503174](#).
- [346] F. J. Botella and J. P. Silva, *Reparametrization invariance of B decay amplitudes and implications for new physics searches in B decays*, Phys. Rev. **D71** (2005) 094008, [arXiv:hep-ph/0503136](#).

- [347] BABAR collaboration, B. Aubert *et al.*, *Evidence for CP violation in  $B^0 \rightarrow J/\psi\pi^0$  decays*, Phys. Rev. Lett. **101** (2008) 021801, [arXiv:0804.0896](#).
- [348] Belle collaboration, B. Pal *et al.*, *Measurement of the branching fraction and time-dependent CP asymmetry for  $B^0 \rightarrow J/\psi\pi^0$  decays*, Phys. Rev. **D98** (2018) 112008, [arXiv:1810.01356](#).
- [349] LHCb collaboration, R. Aaij *et al.*, *Measurement of CP violation in  $B^0 \rightarrow D^+D^-$  decays*, Phys. Rev. Lett. **117** (2016) 261801, [arXiv:1608.06620](#).
- [350] BABAR collaboration, J. P. Lees *et al.*, *Measurement of the Time-Dependent CP Asymmetry of Partially Reconstructed  $B^0 \rightarrow D^{*+}D^{*-}$  Decays*, Phys. Rev. **D86** (2012) 112006, [arXiv:1208.1282](#).
- [351] Belle collaboration, B. Kronenbitter *et al.*, *First observation of CP violation and improved measurement of the branching fraction and polarization of  $B^0 \rightarrow D^{*+}D^{*-}$  decays*, Phys. Rev. **D86** (2012) 071103, [arXiv:1207.5611](#).
- [352] LHCb collaboration, R. Aaij *et al.*, *Measurement of CP violation in  $B^0 \rightarrow D^{*\pm}D^\mp$  decays*, JHEP **03** (2020) 147, [arXiv:1912.03723](#).
- [353] Belle collaboration, S. Fratina *et al.*, *Evidence for CP violation in  $B^0 \rightarrow D^+D^-$  decays*, Phys. Rev. Lett. **98** (2007) 221802, [arXiv:hep-ex/0702031](#).
- [354] R. Fleischer, *Extracting  $\gamma$  from  $B(s/d) \rightarrow J/\psi K_S$  and  $B(d/s) \rightarrow D^+(d/s)D^-(d/s)$* , Eur. Phys. J. **C10** (1999) 299, [arXiv:hep-ph/9903455](#).
- [355] K. De Bruyn, R. Fleischer, and P. Koppenburg, *Extracting gamma and Penguin Topologies through CP Violation in  $B_s^0 \rightarrow J/\psi K_S$* , Eur. Phys. J. **C70** (2010) 1025, [arXiv:1010.0089](#).
- [356] LHCb collaboration, R. Aaij *et al.*, *Measurement of the time-dependent CP asymmetries in  $B_s^0 \rightarrow J/\psi K_S^0$* , JHEP **06** (2015) 131, [arXiv:1503.07055](#).
- [357] R. Fleischer, *CP violation and the role of electroweak penguins in nonleptonic B decays*, Int. J. Mod. Phys. **A12** (1997) 2459, [arXiv:hep-ph/9612446](#).
- [358] D. London and A. Soni, *Measuring the CP angle beta in hadronic  $b \rightarrow s$  penguin decays*, Phys. Lett. **B407** (1997) 61, [arXiv:hep-ph/9704277](#).
- [359] M. Ciuchini *et al.*, *CP Violating B Decays in the Standard Model and Supersymmetry*, Phys. Rev. Lett. **79** (1997) 978, [arXiv:hep-ph/9704274](#).
- [360] S. Okubo, *Phi meson and unitary symmetry model*, Phys. Lett. **5** (1963) 165.
- [361] G. Zweig, *An SU(3) model for strong interaction symmetry and its breaking. Version 2*, G. Zweig, CERN-TH-412, 1964.
- [362] J. Iizuka, *Systematics and phenomenology of meson family*, Prog. Theor. Phys. Suppl. **37** (1966) 21.
- [363] T. Gershon and M. Hazumi, *Time-dependent CP violation in  $B^0 \rightarrow P^0P^0X^0$  decays*, Phys. Lett. **B596** (2004) 163, [arXiv:hep-ph/0402097](#).
- [364] Y. Grossman, Z. Ligeti, Y. Nir, and H. Quinn, *SU(3) relations and the CP asymmetries in B decays to  $\eta'K_S^0$ ,  $\phi K_S^0$  and  $K^+K^-K_S^0$* , Phys. Rev. **D68** (2003) 015004, [arXiv:hep-ph/0303171](#).



- [365] M. Gronau and J. L. Rosner, *I-spin and U-spin in  $B \rightarrow KK\bar{K}$* , Phys. Lett. **B564** (2003) 90, [arXiv:hep-ph/0304178](#).
- [366] M. Gronau, Y. Grossman, and J. L. Rosner, *Interpreting the time-dependent CP asymmetry in  $B^0 \rightarrow \pi^0 K_S$* , Phys. Lett. **B579** (2004) 331, [arXiv:hep-ph/0310020](#).
- [367] M. Gronau, J. L. Rosner, and J. Zupan, *Correlated bounds on CP asymmetries in  $B^0 \rightarrow \eta' K_S$* , Phys. Lett. **B596** (2004) 107, [arXiv:hep-ph/0403287](#).
- [368] H.-Y. Cheng, C.-K. Chua, and A. Soni, *Effects of Final-state Interactions on Mixing-induced CP Violation in Penguin-dominated B Decays*, Phys. Rev. **D72** (2005) 014006, [arXiv:hep-ph/0502235](#).
- [369] M. Gronau and J. L. Rosner, *The  $b \rightarrow s$  penguin amplitude in charmless  $B \rightarrow PP$  decays*, Phys. Rev. **D71** (2005) 074019, [arXiv:hep-ph/0503131](#).
- [370] G. Buchalla, G. Hiller, Y. Nir, and G. Raz, *The pattern of CP asymmetries in  $b \rightarrow s$  transitions*, JHEP **09** (2005) 074, [arXiv:hep-ph/0503151](#).
- [371] M. Beneke, *Corrections to  $\sin(2\beta)$  from CP asymmetries in  $B^0 \rightarrow (\pi^0, \rho^0, \eta, \eta', \omega, \phi) K_S$  decays*, Phys. Lett. **B620** (2005) 143, [arXiv:hep-ph/0505075](#).
- [372] G. Engelhard, Y. Nir, and G. Raz,  *$SU(3)$  relations and the CP asymmetry in  $B \rightarrow K_S K_S K_S$* , Phys. Rev. **D72** (2005) 075013, [arXiv:hep-ph/0505194](#).
- [373] H.-Y. Cheng, C.-K. Chua, and A. Soni, *CP-violating asymmetries in  $B^0$  decays to  $K^+ K^- K^0(S)(L)$  and  $K^0(S) K^0(S) K^0(S)(L)$* , Phys. Rev. **D72** (2005) 094003, [arXiv:hep-ph/0506268](#).
- [374] G. Engelhard and G. Raz, *Using  $SU(3)$  relations to bound the CP asymmetries in  $B \rightarrow KKK$  decays*, Phys. Rev. **D72** (2005) 114017, [arXiv:hep-ph/0508046](#).
- [375] M. Gronau, J. L. Rosner, and J. Zupan, *Updated bounds on CP asymmetries in  $B^0 \rightarrow \eta' K_S$  and  $B^0 \rightarrow \pi^0 K_S$* , Phys. Rev. **D74** (2006) 093003, [arXiv:hep-ph/0608085](#).
- [376] L. Silvestrini, *Searching for new physics in  $b \rightarrow s$  hadronic penguin decays*, Ann. Rev. Nucl. Part. Sci. **57** (2007) 405, [arXiv:0705.1624](#).
- [377] R. Dutta and S. Gardner, *CP Asymmetries in  $B \rightarrow f_0 K_S$  Decays*, Phys. Rev. **D78** (2008) 034021, [arXiv:0805.1963](#).
- [378] Belle collaboration, M. Fujikawa *et al.*, *Measurement of CP asymmetries in  $B^0 \rightarrow K^0 \pi^0$  decays*, Phys. Rev. **D81** (2010) 011101, [arXiv:0809.4366](#).
- [379] Belle collaboration, K. Abe *et al.*, *Measurements of time-dependent CP violation in  $B^0 \rightarrow \omega K_S^0, f^0(980) K_S^0, K_S^0 \pi^0$  and  $K^+ K^- K_S^0$  decays*, Phys. Rev. **D76** (2007) 091103, [arXiv:hep-ex/0609006](#).
- [380] BABAR collaboration, B. Aubert *et al.*, *Measurement of CP asymmetries in  $B^0 \rightarrow \phi K^0$  and  $B^0 \rightarrow K^+ K^- K^0_S$  decays*, Phys. Rev. **D71** (2005) 091102, [arXiv:hep-ex/0502019](#).
- [381] BABAR collaboration, B. Aubert *et al.*, *Measurement of time dependent CP asymmetry parameters in  $B^0$  meson decays to  $\omega K_S^0, \eta' K^0$ , and  $\pi^0 K_S^0$* , Phys. Rev. **D79** (2009) 052003, [arXiv:0809.1174](#).

- [382] Belle collaboration, L. Šantelj *et al.*, *Measurement of Time-Dependent CP Violation in  $B^0 \rightarrow \eta' K^0$  Decays*, JHEP **10** (2014) 165, [arXiv:1408.5991](#).
- [383] BaBar collaboration, J. P. Lees *et al.*, *Amplitude analysis and measurement of the time-dependent CP asymmetry of  $B^0 \rightarrow K_S^0 K_S^0 K_S^0$  decays*, Phys. Rev. D **85** (2012) 054023, [arXiv:1111.3636](#).
- [384] Belle collaboration, K. H. Kang *et al.*, *Measurement of time-dependent CP violation parameters in  $B^0 \rightarrow K_0^S K_0^S K_0^S$  decays at Belle*, Phys. Rev. **D103** (2021) 032003, [arXiv:2011.00793](#).
- [385] Belle collaboration, V. Chobanova *et al.*, *Measurement of branching fractions and CP violation parameters in  $B \rightarrow \omega K$  decays with first evidence of CP violation in  $B^0 \rightarrow \omega K_S^0$* , Phys. Rev. D **90** (2014) 012002, [arXiv:1311.6666](#).
- [386] BABAR collaboration, B. Aubert *et al.*, *Measurement of CP Asymmetry in  $B^0 \rightarrow K_S \pi^0 \pi^0$  Decays*, Phys. Rev. **D76** (2007) 071101, [arXiv:hep-ex/0702010](#).
- [387] Belle collaboration, Y. Yusa *et al.*, *Measurement of time-dependent CP violation in  $B^0 \rightarrow K_S^0 \pi^0 \pi^0$  decays*, Phys. Rev. **D99** (2019) 011102, [arXiv:1810.03336](#).
- [388] BaBar collaboration, B. Aubert *et al.*, *Time-Dependent and Time-Integrated Angular Analysis of  $B \rightarrow \phi K_S \pi^0$  and  $B \rightarrow \phi K^+ \pi^-$* , Phys. Rev. D **78** (2008) 092008, [arXiv:0808.3586](#).
- [389] I. Dunietz, *Extracting CKM parameters from B decays*, I. Dunietz, FERMILAB-CONF-93-090-T, 1993.
- [390] R. Fleischer, *New strategies to extract  $\beta$  and  $\gamma$  from  $B_d \rightarrow \pi^+ \pi^-$  and  $B_s \rightarrow K^+ K^-$* , Phys. Lett. **B459** (1999) 306, [arXiv:hep-ph/9903456](#).
- [391] LHCb collaboration, R. Aaij *et al.*, *Measurement of CP asymmetries in two-body  $B_{(s)}^0$ -meson decays to charged pions and kaons*, Phys. Rev. D **98** (2018) 032004, [arXiv:1805.06759](#).
- [392] LHCb collaboration, R. Aaij *et al.*, *Observation of CP violation in two-body  $B_{(s)}^0$ -meson decays to charged pions and kaons*, JHEP **03** (2021) 075, [arXiv:2012.05319](#).
- [393] LHCb collaboration, R. Aaij *et al.*, *First measurement of time-dependent CP violation in  $B_s^0 \rightarrow K^+ K^-$  decays*, JHEP **10** (2013) 183, [arXiv:1308.1428](#).
- [394] M. Raidal, *CP asymmetry in  $B \rightarrow \varphi K_S$  decays in left-right models and its implications on  $B_s$  decays*, Phys. Rev. Lett. **89** (2002) 231803, [arXiv:hep-ph/0208091](#).
- [395] LHCb collaboration, R. Aaij *et al.*, *Measurement of CP violation in the  $B_s^0 \rightarrow \phi\phi$  decay and search for the  $B^0 \rightarrow \phi\phi$  decay*, JHEP **12** (2019) 155, [arXiv:1907.10003](#).
- [396] M. Ciuchini, M. Pierini, and L. Silvestrini,  *$B_s^0 \rightarrow K^{*0} \bar{K}^{*0}$  decays: The golden channels for new physics searches*, Phys. Rev. Lett. **100** (2008) 031802, [arXiv:hep-ph/0703137](#).
- [397] S. Descotes-Genon, J. Matias, and J. Virto, *Penguin-mediated  $B_{d,s} \rightarrow VV$  decays and the  $B_s - \bar{B}_s$  mixing angle*, Phys. Rev. D **76** (2007) 074005, [arXiv:0705.0477](#), Erratum *ibid.* **D84**, 039901, (2011).
- [398] S. Descotes-Genon, J. Matias, and J. Virto, *An analysis of  $B_{d,s}$  mixing angles in presence of New Physics and an update of  $B_s \rightarrow \bar{K}^{0*} \text{anti} - K^{0*}$* , Phys. Rev. D **85** (2012) 034010, [arXiv:1111.4882](#).

- [399] LHCb collaboration, R. Aaij *et al.*, *First measurement of the CP-violating phase  $\phi_s^{d\bar{d}}$  in  $B_s^0 \rightarrow (K^+\pi^-)(K^-\pi^+)$  decays*, JHEP **03** (2018) 140, [arXiv:1712.08683](#).
- [400] BaBar collaboration, B. Aubert *et al.*, *Observation of  $B^+ \rightarrow \bar{K}^0 K^+$  and  $B^0 \rightarrow K^0 \bar{K}^0$* , Phys. Rev. Lett. **97** (2006) 171805, [arXiv:hep-ex/0608036](#).
- [401] Belle collaboration, Y. Nakahama *et al.*, *Measurement of Time-Dependent CP-Violating Parameters in  $B^0 \rightarrow K_S^0 K_S^0$  decays*, Phys. Rev. Lett. **100** (2008) 121601, [arXiv:0712.4234](#).
- [402] S. Akar *et al.*, *The time-dependent CP asymmetry in  $B^0 \rightarrow K_{\text{res}}\gamma \rightarrow \pi^+\pi^- K_S^0\gamma$  decays*, JHEP **09** (2019) 034, [arXiv:1802.09433](#).
- [403] S. Akar, *Study of  $B \rightarrow K\pi\pi\gamma$  decays with the Babar Experiment: the photon helicity and the resonant structure of the  $K\pi\pi$  system*, S. Akar, PhD thesis, LPNHE, Université Pierre et Marie Curie - Paris VI, 2013.
- [404] BaBar collaboration, P. del Amo Sanchez *et al.*, *Time-dependent analysis of  $B^0 \rightarrow K_S^0\pi^-\pi^+\gamma$  decays and studies of the  $K^+\pi^-\pi^+$  system in  $B^+ \rightarrow K^+\pi^-\pi^+\gamma$  decays*, Phys. Rev. D **93** (2016) 052013, [arXiv:1512.03579](#).
- [405] Belle collaboration, J. Li *et al.*, *Time-dependent CP Asymmetries in  $B^0 \rightarrow K_{S^0}\rho^0\gamma$  Decays*, Phys. Rev. Lett. **101** (2008) 251601, [arXiv:0806.1980](#).
- [406] BABAR collaboration, B. Aubert *et al.*, *Measurement of Time-Dependent CP Asymmetry in  $B^0 \rightarrow K_{S^0}\pi^0\gamma$  Decays*, Phys. Rev. **D78** (2008) 071102, [arXiv:0807.3103](#).
- [407] Belle collaboration, Y. Ushiroda *et al.*, *Time-dependent CP asymmetries in  $B^0 \rightarrow K_S^0\pi^0\gamma$  transitions*, Phys. Rev. **D74** (2006) 111104, [arXiv:hep-ex/0608017](#).
- [408] BaBar collaboration, B. Aubert *et al.*, *Branching Fractions and CP-Violating Asymmetries in Radiative B Decays to  $\eta K\gamma$* , Phys. Rev. D **79** (2009) 011102, [arXiv:0805.1317](#).
- [409] Belle collaboration, H. Nakano *et al.*, *Measurement of time-dependent CP asymmetries in  $B^0 \rightarrow K_S^0\eta\gamma$  decays*, Phys. Rev. **D97** (2018) 092003, [arXiv:1803.07774](#).
- [410] Belle collaboration, H. Sahoo *et al.*, *First Observation of Radiative  $B^0 \rightarrow \phi K^0\gamma$  Decays and Measurements of Their Time-Dependent CP Violation*, Phys. Rev. D **84** (2011) 071101, [arXiv:1104.5590](#).
- [411] LHCb collaboration, R. Aaij *et al.*, *Measurement of CP-violating and mixing-induced observables in  $B_s^0 \rightarrow \phi\gamma$  decays*, Phys. Rev. Lett. **123** (2019) 081802, [arXiv:1905.06284](#).
- [412] Belle collaboration, Y. Ushiroda *et al.*, *Time-dependent CP-violating asymmetry in  $B^0 \rightarrow \rho^0\gamma$  decays*, Phys. Rev. Lett. **100** (2008) 021602, [arXiv:0709.2769](#).
- [413] BaBar collaboration, B. Aubert *et al.*, *A Study of  $B^0 \rightarrow \rho^+\rho^-$  Decays and Constraints on the CKM Angle  $\alpha$* , Phys. Rev. D **76** (2007) 052007, [arXiv:0705.2157](#).
- [414] Belle collaboration, P. Vanhoefer *et al.*, *Study of  $B^0 \rightarrow \rho^+\rho^-$  decays and implications for the CKM angle  $\phi_2$* , Phys. Rev. D **93** (2016) 032010, [arXiv:1510.01245](#), [Addendum: Phys.Rev.D **94**, 099903 (2016)].
- [415] BaBar collaboration, B. Aubert *et al.*, *Measurement of the Branching Fraction, Polarization, and CP Asymmetries in  $B^0 \rightarrow \rho^0\rho^0$  Decay, and Implications for the CKM Angle  $\alpha$* , Phys. Rev. D **78** (2008) 071104, [arXiv:0807.4977](#).

- [416] Belle collaboration, I. Adachi *et al.*, *Study of  $B^0 \rightarrow \rho^0 \rho^0$  decays, implications for the CKM angle  $\phi_2$  and search for other  $B^0$  decay modes with a four-pion final state*, Phys. Rev. D **89** (2014) 072008, [arXiv:1212.4015](#), [Addendum: Phys.Rev.D 89, 119903 (2014)].
- [417] LHCb collaboration, R. Aaij *et al.*, *Observation of the  $B^0 \rightarrow \rho^0 \rho^0$  decay from an amplitude analysis of  $B^0 \rightarrow (\pi^+ \pi^-)(\pi^+ \pi^-)$  decays*, Phys. Lett. B **747** (2015) 468, [arXiv:1503.07770](#).
- [418] BaBar collaboration, B. Aubert *et al.*, *Measurements of CP-Violating Asymmetries in  $B^0 \rightarrow a_1(1260) \pi^\mp$  decays*, Phys. Rev. Lett. **98** (2007) 181803, [arXiv:hep-ex/0612050](#).
- [419] Belle collaboration, J. Dalseno *et al.*, *Measurement of Branching Fraction and First Evidence of CP Violation in  $B^0 \rightarrow a_1^\pm(1260) \pi^\mp$  Decays*, Phys. Rev. D **86** (2012) 092012, [arXiv:1205.5957](#).
- [420] BaBar collaboration, B. Aubert *et al.*, *Measurement of branching fractions of B decays to  $K(1)(1270)\pi$  and  $K(1)(1400)\pi$  and determination of the CKM angle  $\alpha$  from  $B^0 \rightarrow a(1)(1260)^\pm \pi^\mp$* , Phys. Rev. D **81** (2010) 052009, [arXiv:0909.2171](#).
- [421] BaBar collaboration, J. P. Lees *et al.*, *Measurement of CP Asymmetries and Branching Fractions in Charmless Two-Body B-Meson Decays to Pions and Kaons*, Phys. Rev. D **87** (2013) 052009, [arXiv:1206.3525](#).
- [422] Belle collaboration, I. Adachi *et al.*, *Measurement of the CP Violation Parameters in  $B^0 \rightarrow \pi^+ \pi^-$  Decays*, Phys. Rev. **D88** (2013) 092003, [arXiv:1302.0551](#).
- [423] M. Gronau and D. London, *Isospin analysis of CP asymmetries in B decays*, Phys. Rev. Lett. **65** (1990) 3381.
- [424] D. Asner *et al.*, *Averages of b-hadron, c-hadron, and  $\tau$ -lepton properties*, [arXiv:1010.1589](#).
- [425] BaBar collaboration, B. Aubert *et al.*, *Improved Measurement of  $B^+ \rightarrow \rho^+ \rho^0$  and Determination of the Quark-Mixing Phase Angle  $\alpha$* , Phys. Rev. Lett. **102** (2009) 141802, [arXiv:0901.3522](#).
- [426] H. J. Lipkin, Y. Nir, H. R. Quinn, and A. Snyder, *Penguin trapping with isospin analysis and CP asymmetries in B decays*, Phys. Rev. **D44** (1991) 1454.
- [427] M. Gronau and J. Zupan, *Weak phase  $\alpha$  from  $B^0 \rightarrow a_1(1260)^\pm \pi^\mp$* , Phys. Rev. **D73** (2006) 057502, [arXiv:hep-ph/0512148](#).
- [428] A. J. Bevan *et al.*, *The Physics of the B Factories*, Eur. Phys. J. **C74** (2014) 3026, [arXiv:1406.6311](#).
- [429] M. Gronau and J. Zupan, *Isospin-breaking effects on  $\alpha$  extracted in  $B \rightarrow \pi\pi, \rho\rho, \rho\pi$* , Phys. Rev. **D71** (2005) 074017, [arXiv:hep-ph/0502139](#).
- [430] S. Gardner, *Towards a precision determination of  $\alpha$  in  $B \rightarrow \pi\pi$  decays*, Phys. Rev. **D72** (2005) 034015, [arXiv:hep-ph/0505071](#).
- [431] J. Charles, O. Deschamps, S. Descotes-Genon, and V. Niess, *Isospin analysis of charmless B-meson decays*, Eur. Phys. J. **C77** (2017) 574, [arXiv:1705.02981](#).
- [432] **GammaCombo** framework for combinations of measurements and computation of confidence intervals, CERN.

- [433] Belle collaboration, T. Julius *et al.*, *Measurement of the branching fraction and CP asymmetry in  $B^0 \rightarrow \pi^0 \pi^0$  decays, and an improved constraint on  $\phi_2$* , Phys. Rev. D **96** (2017) 032007, [arXiv:1705.02083](#).
- [434] I. Dunietz, *Clean CKM information from  $B_d(t) \rightarrow D^{*\mp} \pi^\pm$* , Phys. Lett. **B427** (1998) 179, [arXiv:hep-ph/9712401](#).
- [435] M. A. Baak, *Measurement of CKM Angle  $\gamma$  with Charmed  $B^0$  Meson Decays*, M.A. Baak, PhD thesis, Vrije U., Amsterdam, 2007.
- [436] K. De Bruyn *et al.*, *Exploring  $B_s \rightarrow D_s^{(*)\pm} K^\mp$  Decays in the Presence of a Sizable Width Difference  $\Delta\Gamma_s$* , Nucl. Phys. **B868** (2013) 351, [arXiv:1208.6463](#).
- [437] M. Kenzie, M. Martinelli, and N. Tuning, *Estimating  $r_B^{D\pi}$  as an input to the determination of the CKM angle  $\gamma$* , Phys. Rev. **D94** (2016) 054021, [arXiv:1606.09129](#).
- [438] BABAR collaboration, B. Aubert *et al.*, *Time-dependent Dalitz plot analysis of  $B^0 \rightarrow D^\mp K^0 \pi^\pm$  decays*, Phys. Rev. **D77** (2008) 071102, [arXiv:0712.3469](#).
- [439] I. Dunietz and R. G. Sachs, *Asymmetry Between Inclusive Charmed and Anticharmed Modes in  $B0$ , Anti- $b0$  Decay as a Measure of CP Violation*, Phys. Rev. **D37** (1988) 3186, Erratum *ibid.* **D39**, 3515, (1989).
- [440] R. Aleksan, I. Dunietz, and B. Kayser, *Determining the CP violating phase gamma*, Z. Phys. **C54** (1992) 653.
- [441] Y. Amhis *et al.*, *Averages of b-hadron, c-hadron, and  $\tau$ -lepton properties as of summer 2016*, Eur. Phys. J. **C77** (2017) 895, [arXiv:1612.07233](#).
- [442] M. Rama, *Effect of  $D - \bar{D}$  mixing in the extraction of  $\gamma$  with  $B^- \rightarrow D^0 K^-$  and  $B^- \rightarrow D^0 \pi^-$  decays*, Phys. Rev. **D89** (2014) 014021, [arXiv:1307.4384](#).
- [443] BABAR collaboration, P. del Amo Sanchez *et al.*, *Measurement of CP observables in  $B^\pm \rightarrow D_{CP} K^\pm$  decays and constraints on the CKM angle  $\gamma$* , Phys. Rev. **D82** (2010) 072004, [arXiv:1007.0504](#).
- [444] Belle collaboration, K. Abe *et al.*, *Study of  $B^\pm \rightarrow D_{CP} K^\pm$  and  $D_{CP}^* K^\pm$  decays*, Phys. Rev. **D73** (2006) 051106, [arXiv:hep-ex/0601032](#).
- [445] CDF collaboration, T. Aaltonen *et al.*, *Measurements of branching fraction ratios and CP asymmetries in  $B^\pm \rightarrow D_{CP} K^\pm$  decays in hadron collisions*, Phys. Rev. **D81** (2010) 031105, [arXiv:0911.0425](#).
- [446] LHCb collaboration, R. Aaij *et al.*, *Measurement of CP observables in  $B^\pm \rightarrow D^{(*)} K^\pm$  and  $B^\pm \rightarrow D^{(*)} \pi^\pm$  decays using two-body D final states*, JHEP **04** (2021) 081, [arXiv:2012.09903](#).
- [447] BABAR collaboration, B. Aubert *et al.*, *Measurement of Ratios of Branching Fractions and CP- Violating Asymmetries of  $B^\pm \rightarrow D^* K^\pm$  Decays*, Phys. Rev. **D78** (2008) 092002, [arXiv:0807.2408](#).
- [448] BABAR collaboration, B. Aubert *et al.*, *Measurement of CP violation observables and parameters for the decays  $B^\pm \rightarrow DK^{*\pm}$* , Phys. Rev. **D80** (2009) 092001, [arXiv:0909.3981](#).

- [449] LHCb collaboration, R. Aaij *et al.*, *Measurement of CP observables in  $B^\pm \rightarrow DK^{*\pm}$  decays using two- and four-body D final states*, JHEP **11** (2017) 156, [arXiv:1709.05855](#), Erratum *ibid.* **05**, 067, (2018).
- [450] LHCb collaboration, R. Aaij *et al.*, *Study of  $B^- \rightarrow DK^- \pi^+ \pi^-$  and  $B^- \rightarrow D \pi^- \pi^+ \pi^-$  decays and determination of the CKM angle  $\gamma$* , Phys. Rev. **D92** (2015) 112005, [arXiv:1505.07044](#).
- [451] LHCb collaboration, R. Aaij *et al.*, *Measurement of CP observables in the process  $B^0 \rightarrow DK^{*0}$  with two- and four-body D decays*, JHEP **08** (2019) 041, [arXiv:1906.08297](#).
- [452] LHCb collaboration, R. Aaij *et al.*, *Constraints on the unitarity triangle angle  $\gamma$  from Dalitz plot analysis of  $B^0 \rightarrow DK^+ \pi^-$  decays*, Phys. Rev. **D93** (2016) 112018, [arXiv:1602.03455](#).
- [453] S. Malde *et al.*, *First determination of the CP content of  $D \rightarrow \pi^+ \pi^- \pi^+ \pi^-$  and updated determination of the CP contents of  $D \rightarrow \pi^+ \pi^- \pi^0$  and  $D \rightarrow K^+ K^- \pi^0$* , Phys. Lett. **B747** (2015) 9, [arXiv:1504.05878](#).
- [454] LHCb collaboration, R. Aaij *et al.*, *A study of CP violation in  $B^\mp \rightarrow Dh^\mp$  ( $h = K, \pi$ ) with the modes  $D \rightarrow K^\mp \pi^\pm \pi^0$ ,  $D \rightarrow \pi^+ \pi^- \pi^0$  and  $D \rightarrow K^+ K^- \pi^0$* , Phys. Rev. **D91** (2015) 112014, [arXiv:1504.05442](#).
- [455] LHCb collaboration, R. Aaij *et al.*, *Measurement of CP observables in  $B^\pm \rightarrow DK^\pm$  and  $B^\pm \rightarrow D \pi^\pm$  with two- and four-body D decays*, Phys. Lett. **B760** (2016) 117, [arXiv:1603.08993](#).
- [456] BABAR collaboration, P. del Amo Sanchez *et al.*, *Search for  $b \rightarrow u$  transitions in  $B^- \rightarrow DK^-$  and  $B^- \rightarrow D^* K^-$  Decays*, Phys. Rev. **D82** (2010) 072006, [arXiv:1006.4241](#).
- [457] Belle collaboration, Y. Horii *et al.*, *Evidence for the Suppressed Decay  $B^- \rightarrow DK^-$ ,  $D \rightarrow K^+ \pi^-$* , Phys. Rev. Lett. **106** (2011) 231803, [arXiv:1103.5951](#).
- [458] CDF collaboration, T. Aaltonen *et al.*, *Measurements of branching fraction ratios and CP-asymmetries in suppressed  $B^- \rightarrow D(\rightarrow K^+ \pi^-) K^-$  and  $B^- \rightarrow D(\rightarrow K^+ \pi^-) \pi^-$  decays*, Phys. Rev. **D84** (2011) 091504, [arXiv:1108.5765](#).
- [459] BABAR collaboration, J. P. Lees *et al.*, *Search for  $b \rightarrow u$  Transitions in  $B^\pm \rightarrow [K^\mp \pi^\pm \pi^0]_D K^\pm$  Decays*, Phys. Rev. **D84** (2011) 012002, [arXiv:1104.4472](#).
- [460] Belle collaboration, M. Nayak *et al.*, *Evidence for the suppressed decay  $B^- \rightarrow DK^-$ ,  $D \rightarrow K^+ \pi^- \pi^0$* , Phys. Rev. **D88** (2013) 091104, [arXiv:1310.1741](#).
- [461] BABAR collaboration, B. Aubert *et al.*, *Search for  $b \rightarrow u$  transitions in  $B^0 \rightarrow D^0 K^{*0}$  decays*, Phys. Rev. **D80** (2009) 031102, [arXiv:0904.2112](#).
- [462] Belle collaboration, K. Negishi *et al.*, *Search for the decay  $B^0 \rightarrow DK^{*0}$  followed by  $D \rightarrow K^- \pi^+$* , Phys. Rev. **D86** (2012) 011101, [arXiv:1205.0422](#).
- [463] CLEO collaboration, D. M. Asner *et al.*, *Determination of the  $D^0 \rightarrow K^+ \pi^-$  Relative Strong Phase Using Quantum-Correlated Measurements in  $e^+ e^- \rightarrow D^0 \bar{D}^0$  at CLEO*, Phys. Rev. **D78** (2008) 012001, [arXiv:0802.2268](#).
- [464] CLEO collaboration, N. Lowrey *et al.*, *Determination of the  $D^0 \rightarrow K^- \pi^+ \pi^0$  and  $D^0 \rightarrow K^- \pi^+ \pi^+ \pi^-$  Coherence Factors and Average Strong-Phase Differences Using Quantum-Correlated Measurements*, Phys. Rev. **D80** (2009) 031105, [arXiv:0903.4853](#).

- [465] Belle collaboration, A. Poluektov *et al.*, *Evidence for direct CP violation in the decay  $B \rightarrow D^{(*)}K$ ,  $D \rightarrow K_S \pi^+ \pi^-$  and measurement of the CKM phase  $\varphi_3$* , Phys. Rev. **D81** (2010) 112002, [arXiv:1003.3360](#).
- [466] BABAR collaboration, P. del Amo Sanchez *et al.*, *Evidence for direct CP violation in the measurement of the Cabibbo-Kobayashi-Maskawa angle gamma with  $B^\mp \rightarrow D^{(*)}K^{(*)\mp}$  decays*, Phys. Rev. Lett. **105** (2010) 121801, [arXiv:1005.1096](#).
- [467] LHCb collaboration, R. Aaij *et al.*, *Measurement of CP violation and constraints on the CKM angle  $\gamma$  in  $B^\pm \rightarrow DK^\pm$  with  $D \rightarrow K_S^0 \pi^+ \pi^-$  decays*, Nucl. Phys. **B888** (2014) 169, [arXiv:1407.6211](#).
- [468] Belle collaboration, A. Poluektov *et al.*, *Measurement of  $\varphi_3$  with Dalitz plot analysis of  $B^+ \rightarrow D^{(*)}K^{(*)+}$  decay*, Phys. Rev. **D73** (2006) 112009, [arXiv:hep-ex/0604054](#).
- [469] LHCb collaboration, R. Aaij *et al.*, *Measurement of the CKM angle  $\gamma$  using  $B^0 \rightarrow DK^{*0}$  with  $D \rightarrow K_S^0 \pi^+ \pi^-$  decays*, JHEP **08** (2016) 137, [arXiv:1605.01082](#).
- [470] BABAR collaboration, B. Aubert *et al.*, *Constraints on the CKM angle  $\gamma$  in  $B^0 \rightarrow \bar{D}^0(D^0)K^{*0}$  with a Dalitz analysis of  $D^0 \rightarrow K_S \pi^+ \pi^-$* , Phys. Rev. **D79** (2009) 072003, [arXiv:0805.2001](#).
- [471] CLEO collaboration, R. A. Briere *et al.*, *First model-independent determination of the relative strong phase between  $D^0$  and  $\bar{D}^0 \rightarrow K_S^0 \pi^+ \pi^-$  and its impact on the CKM Angle  $\gamma/\varphi_3$  measurement*, Phys. Rev. **D80** (2009) 032002, [arXiv:0903.1681](#).
- [472] BESIII collaboration, M. Ablikim *et al.*, *Determination of Strong-Phase Parameters in  $D \rightarrow K_{S,L}^0 \pi^+ \pi^-$* , Phys. Rev. Lett. **124** (2020) 241802, [arXiv:2002.12791](#).
- [473] BESIII collaboration, M. Ablikim *et al.*, *Model-independent determination of the relative strong-phase difference between  $D^0$  and  $\bar{D}^0 \rightarrow K_{S,L}^0 \pi^+ \pi^-$  and its impact on the measurement of the CKM angle  $\gamma/\phi_3$* , Phys. Rev. D **101** (2020) 112002, [arXiv:2003.00091](#).
- [474] BESIII collaboration, M. Ablikim *et al.*, *Improved model-independent determination of the strong-phase difference between  $D^0$  and  $\bar{D}^0 \rightarrow K_{S,L}^0 K^+ K^-$  decays*, Phys. Rev. D **102** (2020) 052008, [arXiv:2007.07959](#).
- [475] Belle collaboration, H. Aihara *et al.*, *First Measurement of  $\phi_3$  with a Model-independent Dalitz Plot Analysis of  $B \rightarrow DK$ ,  $D \rightarrow K_S \pi \pi$  Decay*, Phys. Rev. **D85** (2012) 112014, [arXiv:1204.6561](#).
- [476] LHCb collaboration, R. Aaij *et al.*, *Measurement of the CKM angle  $\gamma$  in  $B^\pm \rightarrow DK^\pm$  and  $B^\pm \rightarrow D\pi^\pm$  decays with  $D \rightarrow K_S^0 h^+ h^-$* , JHEP **02** (2021) 169, [arXiv:2010.08483](#).
- [477] J. Garra Ticó *et al.*, *Study of the sensitivity to CKM angle  $\gamma$  under simultaneous determination from multiple  $B$  meson decay modes*, Phys. Rev. D **102** (2020) 053003, [arXiv:1909.00600](#).
- [478] Belle collaboration, K. Negishi *et al.*, *First model-independent Dalitz analysis of  $B^0 \rightarrow DK^{*0}$ ,  $D \rightarrow K_S^0 \pi^+ \pi^-$  decay*, PTEP **2016** (2016) 043C01, [arXiv:1509.01098](#).
- [479] LHCb collaboration, R. Aaij *et al.*, *Model-independent measurement of the CKM angle  $\gamma$  using  $B^0 \rightarrow DK^{*0}$  decays with  $D \rightarrow K_S^0 \pi^+ \pi^-$  and  $K_S^0 K^+ K^-$* , JHEP **06** (2016) 131, [arXiv:1604.01525](#).

- [480] Belle collaboration, P. K. Resmi *et al.*, *First measurement of the CKM angle  $\phi_3$  with  $B^\pm \rightarrow D(K_S^0 \pi^+ \pi^- \pi^0) K^\pm$  decays*, JHEP **10** (2019) 178, [arXiv:1908.09499](#).
- [481] LHCb collaboration, R. Aaij *et al.*, *Measurement of CP observables in  $B^\pm \rightarrow DK^\pm$  and  $B^\pm \rightarrow D\pi^\pm$  with  $D \rightarrow K_S^0 K^\pm \pi^\mp$  decays*, JHEP **06** (2020) 058, [arXiv:2002.08858](#).
- [482] CLEO collaboration, J. Insler *et al.*, *Studies of the decays  $D^0 \rightarrow K_S^0 K^- \pi^+$  and  $D^0 \rightarrow K_S^0 K^+ \pi^-$* , Phys. Rev. **D85** (2012) 092016, [arXiv:1203.3804](#), Erratum *ibid.* **D94**, 099905, (2016).
- [483] BABAR collaboration, J. P. Lees *et al.*, *Observation of direct CP violation in the measurement of the Cabibbo-Kobayashi-Maskawa angle gamma with  $B^\pm \rightarrow D^{(*)} K^{(*)\pm}$  decays*, Phys. Rev. **D87** (2013) 052015, [arXiv:1301.1029](#).
- [484] LHCb collaboration, *Updated LHCb combination of the CKM angle  $\gamma$* , LHCb-CONF-2020-003, 2020.
- [485] LHCb collaboration, R. Aaij *et al.*, *Simultaneous determination of CKM angle  $\gamma$  and charm mixing parameters*, JHEP **12** (2021) 141, [arXiv:2110.02350](#).
- [486] LHCb collaboration, R. Aaij *et al.*, *Measurement of the CKM angle  $\gamma$  from a combination of  $B^\pm \rightarrow Dh^\pm$  analyses*, Phys. Lett. **B726** (2013) 151, [arXiv:1305.2050](#).
- [487] LHCb collaboration, R. Aaij *et al.*, *Measurement of the CKM angle  $\gamma$  from a combination of LHCb results*, JHEP **12** (2016) 087, [arXiv:1611.03076](#).
- [488] T. Evans *et al.*, *Improved determination of the  $D \rightarrow K^- \pi^+ \pi^+ \pi^-$  coherence factor and associated hadronic parameters from a combination of  $e^+ e^- \rightarrow \psi(3770) \rightarrow c\bar{c}$  and  $pp \rightarrow c\bar{c}X$  data*, Phys. Lett. **B757** (2016) 520, [arXiv:1602.07430](#), Corrigendum *ibid.* **B765**, 402, (2017).
- [489] BESIII collaboration, M. Ablikim *et al.*, *Measurement of the  $D \rightarrow K^- \pi^+ \pi^+ \pi^-$  and  $D \rightarrow K^- \pi^+ \pi^0$  coherence factors and average strong-phase differences in quantum-correlated  $D\bar{D}$  decays*, JHEP **05** (2021) 164, [arXiv:2103.05988](#).
- [490] LHCb collaboration, R. Aaij *et al.*, *Studies of the resonance structure in  $D^0 \rightarrow K_S^0 K^\pm \pi^\mp$  decays*, Phys. Rev. **D93** (2016) 052018, [arXiv:1509.06628](#).
- [491] LHCb collaboration, R. Aaij *et al.*, *First observation of  $D^0 - \bar{D}^0$  oscillations in  $D^0 \rightarrow K^+ \pi^- \pi^+ \pi^-$  decays and measurement of the associated coherence parameters*, Phys. Rev. Lett. **116** (2016) 241801, [arXiv:1602.07224](#).
- [492] J. P. Silva and A. Soffer, *Impact of  $D^0 - \bar{D}^0$  mixing on the experimental determination of  $\gamma$* , Phys. Rev. **D61** (2000) 112001, [arXiv:hep-ph/9912242](#).
- [493] Y. Grossman, A. Soffer, and J. Zupan, *The effect of  $D - \bar{D}$  mixing on the measurement of  $\gamma$  in  $B \rightarrow DK$  decays*, Phys. Rev. **D72** (2005) 031501, [arXiv:hep-ph/0505270](#).
- [494] M. Neubert, *Heavy quark symmetry*, Phys. Rept. **245** (1994) 259, [arXiv:hep-ph/9306320](#).
- [495] A. Sirlin, *Large  $m_W$ ,  $m_Z$  Behavior of the  $O(\alpha)$  Corrections to Semileptonic Processes Mediated by  $W$* , Nucl. Phys. **B196** (1982) 83.
- [496] ALEPH collaboration, D. Buskulic *et al.*, *Measurements of  $|V_{cb}|$ , form factors and branching fractions in the decays  $\bar{B}^0 \rightarrow D^* + \ell^- \bar{\nu}_\ell$  and  $\bar{B}^0 \rightarrow D + \ell^- \bar{\nu}_\ell$* , Phys. Lett. **B395** (1997) 373.



- [497] OPAL collaboration, G. Abbiendi *et al.*, *Measurement of  $|V_{cb}|$  using  $\bar{B}^0 \rightarrow D^{*+} \ell^- \bar{\nu}$  decays*, Phys. Lett. **B482** (2000) 15, [arXiv:hep-ex/0003013](#).
- [498] DELPHI collaboration, P. Abreu *et al.*, *Measurement of  $V_{cb}$  from the decay process  $\bar{B}^0 \rightarrow D^{*+} \ell^- \bar{\nu}$* , Phys. Lett. **B510** (2001) 55, [arXiv:hep-ex/0104026](#).
- [499] DELPHI collaboration, J. Abdallah *et al.*, *Measurement of  $|V_{cb}|$  using the semileptonic decay  $\bar{B}_d^0 \rightarrow D^{*+} \ell^- \bar{\nu}_\ell$* , Eur. Phys. J. **C33** (2004) 213, [arXiv:hep-ex/0401023](#).
- [500] CLEO collaboration, N. E. Adam *et al.*, *Determination of the  $\bar{B} \rightarrow D^* \ell \bar{\nu}$  decay width and  $|V_{cb}|$* , Phys. Rev. **D67** (2003) 032001, [arXiv:hep-ex/0210040](#).
- [501] Belle collaboration, E. Waheed *et al.*, *Measurement of the CKM matrix element  $|V_{cb}|$  from  $B^0 \rightarrow D^{*-} \ell^+ \nu_\ell$  at Belle*, Phys. Rev. D **100** (2019) 052007, [arXiv:1809.03290](#), [Erratum: Phys.Rev.D 103, 079901 (2021)].
- [502] BABAR collaboration, B. Aubert *et al.*, *Determination of the form-factors for the decay  $B^0 \rightarrow D^{*-} \ell^+ \nu_\ell$  and of the CKM matrix element  $|V_{cb}|$* , Phys. Rev. **D77** (2008) 032002, [arXiv:0705.4008](#).
- [503] BABAR collaboration, B. Aubert *et al.*, *A Measurement of the branching fractions of exclusive  $\bar{B} \rightarrow D^{(*)} (\pi) \ell^- \bar{\nu}_\ell$  decays in events with a fully reconstructed B meson*, Phys. Rev. Lett. **100** (2008) 151802, [arXiv:0712.3503](#).
- [504] Belle-II collaboration, F. Abudinén *et al.*, *Studies of the semileptonic  $\bar{B}^0 \rightarrow D^{*+} \ell^- \bar{\nu}_\ell$  and  $B^- \rightarrow D^0 \ell^- \bar{\nu}_\ell$  decay processes with  $34.6 \text{ fb}^{-1}$  of Belle II data*, [arXiv:2008.07198](#).
- [505] Belle-II collaboration, F. Abudinén *et al.*, *Measurement of the semileptonic  $\bar{B}^0 \rightarrow D^{*+} \ell^- \nu_\ell$  branching fraction with fully reconstructed B meson decays and  $34.6 \text{ fb}^{-1}$  of Belle II data*, [arXiv:2008.10299](#).
- [506] BABAR collaboration, B. Aubert *et al.*, *Measurement of the Decay  $B^- \rightarrow D^{*0} e^- \bar{\nu} (e)$* , Phys. Rev. Lett. **100** (2008) 231803, [arXiv:0712.3493](#).
- [507] I. Caprini, L. Lellouch, and M. Neubert, *Dispersive bounds on the shape of  $\bar{B} \rightarrow D^{(*)} \ell \bar{\nu}$  form factors*, Nucl. Phys. **B530** (1998) 153, [arXiv:hep-ph/9712417](#).
- [508] BABAR collaboration, B. Aubert *et al.*, *Measurements of the Semileptonic Decays  $\bar{B} \rightarrow D \ell \bar{\nu}$  and  $\bar{B} \rightarrow D^* \ell \bar{\nu}$  Using a Global Fit to  $DX \ell \bar{\nu}$  Final States*, Phys. Rev. **D79** (2009) 012002, [arXiv:0809.0828](#).
- [509] Y. Aoki *et al.*, *FLAG Review 2021*, [arXiv:2111.09849](#).
- [510] J. A. Bailey *et al.*, *Update of  $|V_{cb}|$  from the  $\bar{B} \rightarrow D^* \ell \bar{\nu}$  form factor at zero recoil with three-flavor lattice QCD*, Phys. Rev. **D89** (2014) 114504, [arXiv:1403.0635](#).
- [511] HPQCD collaboration, J. Harrison, C. Davies, and M. Wingate, *Lattice QCD calculation of the  $B_{(s)} \rightarrow D_{(s)}^* \ell \nu$  form factors at zero recoil and implications for  $|V_{cb}|$* , Phys. Rev. D **97** (2018) 054502, [arXiv:1711.11013](#).
- [512] MILC collaboration, J. A. Bailey *et al.*,  *$B \rightarrow D \ell \nu$  form factors at nonzero recoil and  $|V_{cb}|$  from 2 + 1-flavor lattice QCD*, Phys. Rev. **D92** (2015) 034506, [arXiv:1503.07237](#).
- [513] C. G. Boyd, B. Grinstein, and R. F. Lebed, *Precision corrections to dispersive bounds on form-factors*, Phys. Rev. D **56** (1997) 6895, [arXiv:hep-ph/9705252](#).

- [514] B. Grinstein and A. Kobach, *Model-Independent Extraction of  $|V_{cb}|$  from  $\bar{B} \rightarrow D^* \ell \bar{\nu}$* , Phys. Lett. B **771** (2017) 359, [arXiv:1703.08170](#).
- [515] D. Bigi, P. Gambino, and S. Schacht, *A fresh look at the determination of  $|V_{cb}|$  from  $B \rightarrow D^* \ell \nu$* , Phys. Lett. B **769** (2017) 441, [arXiv:1703.06124](#).
- [516] BaBar collaboration, J. P. Lees *et al.*, *A test of heavy quark effective theory using a four-dimensional angular analysis of  $\bar{B} \rightarrow D^* \ell^- \bar{\nu}_\ell$* , [arXiv:1903.10002](#).
- [517] BaBar collaboration, J. P. Lees *et al.*, *Extraction of form Factors from a Four-Dimensional Angular Analysis of  $\bar{B} \rightarrow D^* \ell^- \bar{\nu}_\ell$* , Phys. Rev. Lett. **123** (2019) 091801, [arXiv:1903.10002](#).
- [518] CLEO collaboration, J. E. Bartelt *et al.*, *Measurement of the  $B \rightarrow D \ell \nu$  branching fractions and form factor*, Phys. Rev. Lett. **82** (1999) 3746, [arXiv:hep-ex/9811042](#).
- [519] BaBar collaboration, B. Aubert *et al.*, *Measurement of  $|V_{cb}|$  and the form-factor slope in  $\bar{B} \rightarrow D \ell^- \bar{\nu}$  decays in events tagged by a fully reconstructed  $B$  meson*, Phys. Rev. Lett. **104** (2010) 011802, [arXiv:0904.4063](#).
- [520] Belle collaboration, R. Glattauer *et al.*, *Measurement of the decay  $B \rightarrow D \ell \nu_\ell$  in fully reconstructed events and determination of the Cabibbo-Kobayashi-Maskawa matrix element  $|V_{cb}|$* , Phys. Rev. **D93** (2016) 032006, [arXiv:1510.03657](#).
- [521] HPQCD collaboration, H. Na *et al.*,  *$B \rightarrow D \ell \nu$  form factors at nonzero recoil and extraction of  $|V_{cb}|$* , Phys. Rev. **D92** (2015) 054510, [arXiv:1505.03925](#), erratum *ibid.* **D93**, 119906, (2016).
- [522] LHCb collaboration, R. Aaij *et al.*, *Measurement of  $|V_{cb}|$  with  $B_s^0 \rightarrow D_s^{(*)-} \mu^+ \nu_\mu$  decays*, Phys. Rev. D **101** (2020) 072004, [arXiv:2001.03225](#).
- [523] E. McLean, C. T. H. Davies, A. T. Lytle, and J. Koponen, *Lattice QCD form factor for  $B_s \rightarrow D_s^* \ell \nu$  at zero recoil with non-perturbative current renormalisation*, Phys. Rev. D **99** (2019) 114512, [arXiv:1904.02046](#).
- [524] E. McLean, C. T. H. Davies, J. Koponen, and A. T. Lytle,  *$B_s \rightarrow D_s \ell \nu$  Form Factors for the full  $q^2$  range from Lattice QCD with non-perturbatively normalized currents*, Phys. Rev. D **101** (2020) 074513, [arXiv:1906.00701](#).
- [525] LHCb collaboration, R. Aaij *et al.*, *Precise measurement of the  $f_s/f_d$  ratio of fragmentation fractions and of  $B_s^0$  decay branching fractions*, Phys. Rev. D **104** (2021) 032005, [arXiv:2103.06810](#).
- [526] Belle collaboration, A. Vossen *et al.*, *Measurement of the branching fraction of  $B \rightarrow D^{(*)} \pi \ell \nu$  at Belle using hadronic tagging in fully reconstructed events*, Phys. Rev. **D98** (2018) 012005, [arXiv:1803.06444](#).
- [527] N. Isgur and M. B. Wise, *Spectroscopy with heavy quark symmetry*, Phys. Rev. Lett. **66** (1991) 1130.
- [528] BABAR collaboration, B. Aubert *et al.*, *Measurement of the Branching Fractions of  $B\text{bar} \rightarrow D^{*} \ell^- \bar{\nu}_\ell$  decays in Events Tagged by a Fully Reconstructed  $B$  Meson*, Phys. Rev. Lett. **101** (2008) 261802, [arXiv:0808.0528](#).
- [529] Belle collaboration, D. Liventsev *et al.*, *Study of  $B \rightarrow D^{*} \ell \nu$  with full reconstruction tagging*, Phys. Rev. **D77** (2008) 091503, [arXiv:0711.3252](#).

- [530] DELPHI collaboration, J. Abdallah *et al.*, *Determination of heavy quark non-perturbative parameters from spectral moments in semileptonic  $B$  decays*, Eur. Phys. J. **C45** (2006) 35, [arXiv:hep-ex/0510024](#).
- [531] ALEPH collaboration, D. Buskulic *et al.*, *Production of orbitally excited charm mesons in semileptonic  $B$  decays*, Z. Phys. **C73** (1997) 601.
- [532] OPAL collaboration, G. Abbiendi *et al.*, *A measurement of semileptonic  $B$  decays to narrow orbitally-excited charm mesons*, Eur. Phys. J. **C30** (2003) 467, [arXiv:hep-ex/0301018](#).
- [533] CLEO collaboration, A. Anastassov *et al.*, *Investigation of semileptonic  $B$  meson decay to  $P$ -wave charm mesons*, Phys. Rev. Lett. **80** (1998) 4127, [arXiv:hep-ex/9708035](#).
- [534] D0 collaboration, V. M. Abazov *et al.*, *Measurement of semileptonic branching fractions of  $B$  mesons to narrow  $D^{**}$  states*, Phys. Rev. Lett. **95** (2005) 171803, [arXiv:hep-ex/0507046](#).
- [535] BABAR collaboration, B. Aubert *et al.*, *Measurement of Semileptonic  $B$  Decays into Orbitally-Excited Charmed Mesons*, Phys. Rev. Lett. **103** (2009) 051803, [arXiv:0808.0333](#).
- [536] D. Benson, I. I. Bigi, T. Mannel, and N. Uraltsev, *Imprecated, yet impeccable: On the theoretical evaluation of  $\Gamma(B \rightarrow X_c \ell \nu)$* , Nucl. Phys. **B665** (2003) 367, [arXiv:hep-ph/0302262](#).
- [537] P. Gambino and N. Uraltsev, *Moments of semileptonic  $B$  decay distributions in the  $1/m(b)$  expansion*, Eur. Phys. J. **C34** (2004) 181, [arXiv:hep-ph/0401063](#).
- [538] P. Gambino,  *$B$  semileptonic moments at NNLO*, JHEP **09** (2011) 055, [arXiv:1107.3100](#).
- [539] A. Alberti, P. Gambino, K. J. Healey, and S. Nandi, *Precision Determination of the Cabibbo-Kobayashi-Maskawa Element  $V_{cb}$* , Phys. Rev. Lett. **114** (2015) 061802, [arXiv:1411.6560](#).
- [540] C. W. Bauer *et al.*, *Global analysis of inclusive  $B$  decays*, Phys. Rev. **D70** (2004) 094017, [arXiv:hep-ph/0408002](#).
- [541] BABAR collaboration, B. Aubert *et al.*, *Measurement and interpretation of moments in inclusive semileptonic decays  $\bar{B} \rightarrow X_c \ell^- \bar{n} \bar{u}$* , Phys. Rev. **D81** (2010) 032003, [arXiv:0908.0415](#).
- [542] BABAR collaboration, B. Aubert *et al.*, *Measurement of the electron energy spectrum and its moments in inclusive  $B \rightarrow X e \nu$  decays*, Phys. Rev. **D69** (2004) 111104, [arXiv:hep-ex/0403030](#).
- [543] Belle collaboration, C. Schwanda *et al.*, *Moments of the hadronic invariant mass spectrum in  $B \rightarrow X_c \ell \nu$  decays at Belle*, Phys. Rev. **D75** (2007) 032005, [arXiv:hep-ex/0611044](#).
- [544] Belle collaboration, P. Urquijo *et al.*, *Moments of the electron energy spectrum and partial branching fraction of  $B \rightarrow X_c e \nu$  decays at Belle*, Phys. Rev. **D75** (2007) 032001, [arXiv:hep-ex/0610012](#).
- [545] CDF collaboration, D. E. Acosta *et al.*, *Measurement of the moments of the hadronic invariant mass distribution in semileptonic  $B$  decays*, Phys. Rev. **D71** (2005) 051103, [arXiv:hep-ex/0502003](#).
- [546] CLEO collaboration, S. E. Csorna *et al.*, *Moments of the  $B$  meson inclusive semileptonic decay rate using neutrino reconstruction*, Phys. Rev. **D70** (2004) 032002, [arXiv:hep-ex/0403052](#).

- [547] K. G. Chetyrkin *et al.*, *Charm and Bottom Quark Masses: An Update*, Phys. Rev. **D80** (2009) 074010, [arXiv:0907.2110](#).
- [548] BaBar collaboration, B. Aubert *et al.*, *Measurements of the  $B \rightarrow X_s \gamma$  branching fraction and photon spectrum from a sum of exclusive final states*, Phys. Rev. D **72** (2005) 052004, [arXiv:hep-ex/0508004](#).
- [549] BaBar collaboration, B. Aubert *et al.*, *Measurement of the branching fraction and photon energy moments of  $B \rightarrow X_s \gamma$  and  $A_{CP}(B \rightarrow X_{s+d} \gamma)$* , Phys. Rev. Lett. **97** (2006) 171803, [arXiv:hep-ex/0607071](#).
- [550] Belle collaboration, A. Limosani *et al.*, *Measurement of Inclusive Radiative B-meson Decays with a Photon Energy Threshold of 1.7-GeV*, Phys. Rev. Lett. **103** (2009) 241801, [arXiv:0907.1384](#).
- [551] CLEO collaboration, S. Chen *et al.*, *Branching fraction and photon energy spectrum for  $b \rightarrow s \gamma$* , Phys. Rev. Lett. **87** (2001) 251807, [arXiv:hep-ex/0108032](#).
- [552] P. Gambino and C. Schwanda, *Inclusive semileptonic fits, heavy quark masses, and  $V_{cb}$* , Phys. Rev. **D89** (2014) 014022, [arXiv:1307.4551](#).
- [553] Belle collaboration, C. Schwanda *et al.*, *Measurement of the Moments of the Photon Energy Spectrum in  $B \rightarrow X_s \gamma$  Decays and Determination of  $|V_{cb}|$  and  $m_b$  at Belle*, Phys. Rev. **D78** (2008) 032016, [arXiv:0803.2158](#).
- [554] LHCb collaboration, R. Aaij *et al.*, *Determination of the quark coupling strength  $|V_{ub}|$  using baryonic decays*, Nature Phys. **11** (2015) 743, [arXiv:1504.01568](#).
- [555] LHCb collaboration, R. Aaij *et al.*, *First observation of the decay  $B_s^0 \rightarrow K^- \mu^+ \nu_\mu$  and Measurement of  $|V_{ub}|/|V_{cb}|$* , Phys. Rev. Lett. **126** (2021) 081804, [arXiv:2012.05143](#).
- [556] Belle collaboration, H. Ha *et al.*, *Measurement of the decay  $B^0 \rightarrow \pi^- \ell^+ \nu$  and determination of  $|V_{ub}|$* , Phys. Rev. **D83** (2011) 071101, [arXiv:1012.0090](#).
- [557] Belle collaboration, A. Sibidanov *et al.*, *Study of Exclusive  $B \rightarrow X_u \ell \nu$  Decays and Extraction of  $\|V_{ub}\|$  using Full Reconstruction Tagging at the Belle Experiment*, Phys. Rev. **D88** (2013) 032005, [arXiv:1306.2781](#).
- [558] BABAR collaboration, P. del Amo Sanchez *et al.*, *Study of  $B \rightarrow \pi \ell \nu$  and  $B \rightarrow \rho \ell \nu$  Decays and Determination of  $|V_{ub}|$* , Phys. Rev. **D83** (2011) 032007, [arXiv:1005.3288](#).
- [559] BABAR collaboration, J. P. Lees *et al.*, *Branching fraction and form-factor shape measurements of exclusive charmless semileptonic B decays, and determination of  $|V_{ub}|$* , Phys. Rev. **D86** (2012) 092004, [arXiv:1208.1253](#).
- [560] C. Bourrely, I. Caprini, and L. Lellouch, *Model-independent description of  $B \rightarrow \pi \ell \nu$  decays and a determination of  $|V_{ub}|$* , Phys. Rev. **D79** (2009) 013008, [arXiv:0807.2722](#), erratum *ibid.* **D82**, 099902, (2010).
- [561] J. A. Bailey *et al.*,  *$|V_{ub}|$  from  $B \rightarrow \pi \ell \nu$  decays and (2+1)-flavor lattice QCD*, Phys. Rev. **D92** (2015) 014024, [arXiv:1503.07839](#).
- [562] J. M. Flynn *et al.*,  *$B \rightarrow \pi \ell \nu$  and  $B_s \rightarrow K \ell \nu$  form factors and  $|V_{ub}|$  from 2+1-flavor lattice QCD with domain-wall light quarks and relativistic heavy quarks*, Phys. Rev. **D91** (2015) 074510, [arXiv:1501.05373](#).

- [563] A. Bharucha, *Two-loop Corrections to the  $B$  to  $\pi$  Form Factor from QCD Sum Rules on the Light-Cone and  $|V_{ub}|$* , JHEP **05** (2012) 092, [arXiv:1203.1359](#).
- [564] CLEO collaboration, B. H. Behrens *et al.*, *Measurement of  $B \rightarrow \rho \ell \nu$  decay and  $|V_{ub}|$* , Phys. Rev. **D61** (2000) 052001, [arXiv:hep-ex/9905056](#).
- [565] CLEO collaboration, N. E. Adam *et al.*, *A Study of Exclusive Charmless Semileptonic  $B$  Decay and  $|V_{ub}|$* , Phys. Rev. Lett. **99** (2007) 041802, [arXiv:hep-ex/0703041](#).
- [566] Belle collaboration, T. Hokuue *et al.*, *Measurements of branching fractions and  $q^2$  distributions for  $B \rightarrow \pi \ell \nu$  and  $B \rightarrow \rho \ell \nu$  Decays with  $B \rightarrow D^{(*)} \ell \nu$  Decay Tagging*, Phys. Lett. **B648** (2007) 139, [arXiv:hep-ex/0604024](#).
- [567] Belle collaboration, C. Schwanda *et al.*, *Evidence for  $B^+ \rightarrow \omega \ell^+ \nu$* , Phys. Rev. Lett. **93** (2004) 131803, [arXiv:hep-ex/0402023](#).
- [568] BABAR collaboration, J. P. Lees *et al.*, *Branching fraction measurement of  $B^+ \rightarrow \omega \ell^+ \nu$  decays*, Phys. Rev. **D87** (2013) 032004, [arXiv:1205.6245](#).
- [569] BABAR collaboration, J. P. Lees *et al.*, *Measurement of the  $B^+ \rightarrow \omega \ell^+ \nu$  branching fraction with semileptonically tagged  $B$  mesons*, Phys. Rev. **D88** (2013) 072006, [arXiv:1308.2589](#).
- [570] A. Bharucha, D. M. Straub, and R. Zwicky,  *$B \rightarrow V \ell^+ \ell^-$  in the Standard Model from light-cone sum rules*, JHEP **08** (2016) 098, [arXiv:1503.05534](#).
- [571] CLEO collaboration, R. Gray *et al.*, *A Study of Exclusive Charmless Semileptonic  $B$  Decays and Extraction of  $|V_{ub}|$  at CLEO*, Phys. Rev. **D76** (2007) 012007, [arXiv:hep-ex/0703042](#).
- [572] BABAR collaboration, B. Aubert *et al.*, *Measurement of the  $B^+ \rightarrow \omega \ell^+ \nu$  and  $B^+ \rightarrow \eta \ell^+ \nu$  Branching Fractions*, Phys. Rev. **D79** (2009) 052011, [arXiv:0808.3524](#).
- [573] BABAR collaboration, B. Aubert *et al.*, *Measurements of  $B \rightarrow \{\pi, \eta, \eta'\} \ell \nu_\ell$  Branching Fractions and Determination of  $|V_{ub}|$  with Semileptonically Tagged  $B$  Mesons*, Phys. Rev. Lett. **101** (2008) 081801, [arXiv:0805.2408](#).
- [574] Belle collaboration, C. Beleño *et al.*, *Measurement of the decays  $B \rightarrow \eta \ell \nu_\ell$  and  $B \rightarrow \eta' \ell \nu_\ell$  in fully reconstructed events at Belle*, Phys. Rev. **D96** (2017) 091102, [arXiv:1703.10216](#).
- [575] Belle collaboration, U. Gebauer *et al.*, *Measurement of the branching fractions of the  $B^+ \rightarrow \eta \ell^+ \nu_\ell$  and  $B^+ \rightarrow \eta' \ell^+ \nu_\ell$  decays with signal-side only reconstruction in the full  $q^2$  range*, [arXiv:2104.13354](#).
- [576] W. Detmold, C. Lehner, and S. Meinel,  *$\Lambda_b \rightarrow p \ell^- \bar{\nu}_\ell$  and  $\Lambda_b \rightarrow \Lambda_c \ell^- \bar{\nu}_\ell$  form factors from lattice QCD with relativistic heavy quarks*, Phys. Rev. **D92** (2015) 034503, [arXiv:1503.01421](#).
- [577] A. Khodjamirian and A. V. Rusov,  *$B_s \rightarrow K \ell \nu_\ell$  and  $B_{(s)} \rightarrow \pi(K) \ell^+ \ell^-$  decays at large recoil and CKM matrix elements*, JHEP **08** (2017) 112, [arXiv:1703.04765](#).
- [578] Fermilab Lattice, MILC collaboration, A. Bazavov *et al.*,  *$B_s \rightarrow K \ell \nu$  decay from lattice QCD*, Phys. Rev. D **100** (2019) 034501, [arXiv:1901.02561](#).
- [579] Belle collaboration, P. Urquijo *et al.*, *Measurement Of  $|V_{ub}|$  From Inclusive Charmless Semileptonic  $B$  Decays*, Phys. Rev. Lett. **104** (2010) 021801, [arXiv:0907.0379](#).

- [580] BABAR collaboration, J. P. Lees *et al.*, *Study of  $\bar{B} \rightarrow X_u \ell \bar{\nu}$  decays in  $B\bar{B}$  events tagged by a fully reconstructed  $B$ -meson decay and determination of  $\|V_{ub}\|$* , Phys. Rev. **D86** (2012) 032004, [arXiv:1112.0702](#).
- [581] C. W. Bauer, Z. Ligeti, and M. E. Luke, *Precision determination of  $|V(ub)|$  from inclusive decays*, Phys. Rev. **D64** (2001) 113004, [arXiv:hep-ph/0107074](#).
- [582] M. Neubert, *Analysis of the photon spectrum in inclusive  $B \rightarrow X(s)$  gamma decays*, Phys. Rev. **D49** (1994) 4623, [arXiv:hep-ph/9312311](#).
- [583] A. K. Leibovich, I. Low, and I. Z. Rothstein, *Extracting  $V(ub)$  without recourse to structure functions*, Phys. Rev. **D61** (2000) 053006, [arXiv:hep-ph/9909404](#).
- [584] B. O. Lange, M. Neubert, and G. Paz, *A two-loop relation between inclusive radiative and semileptonic  $B$  decay spectra*, JHEP **10** (2005) 084, [arXiv:hep-ph/0508178](#).
- [585] BABAR collaboration, J. P. Lees *et al.*, *Measurement of the inclusive electron spectrum from  $B$  meson decays and determination of  $|V_{ub}|$* , Phys. Rev. **D95** (2017) 072001, [arXiv:1611.05624](#).
- [586] BABAR collaboration, B. Aubert *et al.*, *Measurement of the inclusive electron spectrum in charmless semileptonic  $B$  decays near the kinematic endpoint and determination of  $|V(ub)|$* , Phys. Rev. **D73** (2006) 012006, [arXiv:hep-ex/0509040](#).
- [587] R. V. Kowalewski and S. Menke, *Complementary observables for the determination of  $|V_{ub}|$  in inclusive semileptonic  $B$  decays*, Phys. Lett. **B541** (2002) 29, [arXiv:hep-ex/0205038](#).
- [588] BABAR collaboration, B. Aubert *et al.*, *Determination of  $|V_{ub}|$  from measurements of the electron and neutrino momenta in inclusive semileptonic  $B$  decays*, Phys. Rev. Lett. **95** (2005) 111801, [arXiv:hep-ex/0506036](#).
- [589] CLEO collaboration, A. Bornheim *et al.*, *Improved Measurement of  $|V_{ub}|$  with Inclusive Semileptonic  $B$  Decays*, Phys. Rev. Lett. **88** (2002) 231803, [arXiv:hep-ex/0202019](#).
- [590] Belle collaboration, A. Limosani *et al.*, *Measurement of inclusive charmless semileptonic  $B$ -meson decays at the endpoint of the electron momentum spectrum*, Phys. Lett. **B621** (2005) 28, [arXiv:hep-ex/0504046](#).
- [591] Belle collaboration, H. Kakuno *et al.*, *Measurement of  $|V_{ub}|$  using inclusive  $B \rightarrow X_u \ell \nu$  decays with a novel  $X_u$  reconstruction method*, Phys. Rev. Lett. **92** (2004) 101801, [arXiv:hep-ex/0311048](#).
- [592] Belle collaboration, I. Bizjak *et al.*, *Measurement of the inclusive charmless semileptonic partial branching fraction of  $B$  mesons and determination of  $|V(ub)|$  using the full reconstruction tag*, Phys. Rev. Lett. **95** (2005) 241801, [arXiv:hep-ex/0505088](#).
- [593] Belle collaboration, L. Cao *et al.*, *Measurements of partial branching fractions of inclusive  $B \rightarrow X_u \ell^+ \nu_\ell$  decays with hadronic tagging*, Phys. Rev. D **104** (2021) 012008, [arXiv:2102.00020](#).
- [594] B. O. Lange, M. Neubert, and G. Paz, *Theory of charmless inclusive  $B$  decays and the extraction of  $V(ub)$* , Phys. Rev. **D72** (2005) 073006, [arXiv:hep-ph/0504071](#).
- [595] S. W. Bosch, B. O. Lange, M. Neubert, and G. Paz, *Factorization and shape-function effects in inclusive  $B$ - meson decays*, Nucl. Phys. **B699** (2004) 335, [arXiv:hep-ph/0402094](#).

- [596] S. W. Bosch, M. Neubert, and G. Paz, *Subleading shape functions in inclusive  $B$  decays*, JHEP **11** (2004) 073, [arXiv:hep-ph/0409115](#).
- [597] M. Neubert, *Impact of four-quark shape functions on inclusive  $B$  decay spectra*, Eur. Phys. J. **C44** (2005) 205, [arXiv:hep-ph/0411027](#).
- [598] M. Neubert, *Two-loop relations for heavy-quark parameters in the shape-function scheme*, Phys. Lett. **B612** (2005) 13, [arXiv:hep-ph/0412241](#).
- [599] M. Neubert, *Advanced predictions for moments of the  $\bar{B} \rightarrow X_s \gamma$  photon spectrum*, Phys. Rev. **D72** (2005) 074025, [arXiv:hep-ph/0506245](#).
- [600] J. R. Andersen and E. Gardi, *Inclusive spectra in charmless semileptonic  $B$  decays by dressed gluon exponentiation*, JHEP **01** (2006) 097, [arXiv:hep-ph/0509360](#).
- [601] U. Aglietti, G. Ferrera, and G. Ricciardi, *Semi-inclusive  $B$  decays and a model for soft-gluon effects*, Nucl. Phys. **B768** (2007) 85, [arXiv:hep-ph/0608047](#).
- [602] I. R. Blokland *et al.*, *The Electromagnetic dipole operator effect on  $\bar{B} \rightarrow X_s \gamma$  at  $O(\alpha^2 - s)$* , Phys. Rev. **D72** (2005) 033014, [arXiv:hep-ph/0506055](#).
- [603] P. Gambino and P. Giordano, *Normalizing inclusive rare  $B$  decays*, Phys. Lett. **B669** (2008) 69, [arXiv:0805.0271](#).
- [604] P. Gambino, P. Giordano, G. Ossola, and N. Uraltsev, *Inclusive semileptonic  $B$  decays and the determination of  $|V_{ub}|$* , JHEP **10** (2007) 058, [arXiv:0707.2493](#).
- [605] U. Aglietti, F. Di Lodovico, G. Ferrera, and G. Ricciardi, *Inclusive Measure of  $|V_{ub}|$  with the Analytic Coupling Model*, Eur. Phys. J. **C59** (2009) 831, [arXiv:0711.0860](#).
- [606] U. Aglietti, G. Ricciardi, and G. Ferrera, *Threshold resummed spectra in  $B \rightarrow X_u \ell \nu$  decays in NLO. I*, Phys. Rev. **D74** (2006) 034004, [arXiv:hep-ph/0507285](#).
- [607] U. Aglietti, G. Ricciardi, and G. Ferrera, *Threshold resummed spectra in  $B \rightarrow X_u \ell \nu$  decays in NLO (II)*, Phys. Rev. **D74** (2006) 034005, [arXiv:hep-ph/0509095](#).
- [608] U. Aglietti, G. Ricciardi, and G. Ferrera, *Threshold resummed spectra in  $B \rightarrow X_u \ell \nu$  decays in NLO (III)*, Phys. Rev. **D74** (2006) 034006, [arXiv:hep-ph/0509271](#).
- [609] M. Duraisamy, P. Sharma, and A. Datta, *The Azimuthal  $B \rightarrow D^* \tau^- \bar{\nu}_\tau$  Angular Distribution with Tensor Operators*, Phys. Rev. **D90** (2014) 074013, [arXiv:1405.3719](#).
- [610] D. Bigi and P. Gambino, *Revisiting  $B \rightarrow D \ell \nu$* , Phys. Rev. **D94** (2016) 094008, [arXiv:1606.08030](#).
- [611] F. U. Bernlochner, Z. Ligeti, M. Papucci, and D. J. Robinson, *Combined analysis of semileptonic  $B$  decays to  $D$  and  $D^*$ :  $R(D^{(*)})$ ,  $|V_{cb}|$ , and new physics*, Phys. Rev. **D95** (2017) 115008, [arXiv:1703.05330](#), erratum *ibid* **D97**,059902 (2018)].
- [612] S. Jaiswal, S. Nandi, and S. K. Patra, *Extraction of  $|V_{cb}|$  from  $B \rightarrow D^{(*)} \ell \nu_\ell$  and the Standard Model predictions of  $R(D^{(*)})$* , JHEP **12** (2017) 060, [arXiv:1707.09977](#).
- [613] M. Bordone, M. Jung, and D. van Dyk, *Theory determination of  $\bar{B} \rightarrow D^{(*)} \ell^- \bar{\nu}$  form factors at  $\mathcal{O}(1/m_c^2)$* , Eur. Phys. J. C **80** (2020) 74, [arXiv:1908.09398](#).

- [614] P. Gambino, M. Jung, and S. Schacht, *The  $V_{cb}$  puzzle: An update*, Phys. Lett. **B795** (2019) 386, [arXiv:1905.08209](#).
- [615] Fermilab Lattice, MILC collaboration, A. Bazavov *et al.*, *Semileptonic form factors for  $B \rightarrow D^* \ell \nu$  at nonzero recoil from  $2 + 1$ -flavor lattice QCD*, [arXiv:2105.14019](#).
- [616] Belle collaboration, A. Matyja *et al.*, *Observation of  $B^0 \rightarrow D^{*-} \tau^+ \nu_\tau$  decay at Belle*, Phys. Rev. Lett. **99** (2007) 191807, [arXiv:0706.4429](#).
- [617] BABAR collaboration, B. Aubert *et al.*, *Observation of the semileptonic decays  $B \rightarrow D^* \tau^- \bar{\nu}_\tau$  and evidence for  $B \rightarrow D \tau^- \bar{\nu}_\tau$* , Phys. Rev. Lett. **100** (2008) 021801, [arXiv:0709.1698](#).
- [618] Belle collaboration, A. Bozek *et al.*, *Observation of  $B^+ \rightarrow \bar{D}^{*0} \tau^+ \nu_\tau$  and Evidence for  $B^+ \rightarrow \bar{D}^0 \tau^+ \nu_\tau$  at Belle*, Phys. Rev. **D82** (2010) 072005, [arXiv:1005.2302](#).
- [619] BABAR collaboration, J. P. Lees *et al.*, *Evidence for an excess of  $\bar{B} \rightarrow D^{(*)} \tau^- \bar{\nu}_\tau$  decays*, Phys. Rev. Lett. **109** (2012) 101802, [arXiv:1205.5442](#).
- [620] Belle collaboration, M. Huschle *et al.*, *Measurement of the branching ratio of  $\bar{B} \rightarrow D^{(*)} \tau^- \bar{\nu}_\tau$  relative to  $\bar{B} \rightarrow D^{(*)} \ell^- \bar{\nu}_\ell$  decays with hadronic tagging at Belle*, Phys. Rev. **D92** (2015) 072014, [arXiv:1507.03233](#).
- [621] Belle collaboration, G. Caria *et al.*, *Measurement of  $\mathcal{R}(D)$  and  $\mathcal{R}(D^*)$  with a semileptonic tagging method*, Phys. Rev. Lett. **124** (2020) 161803, [arXiv:1910.05864](#).
- [622] Belle collaboration, S. Hirose *et al.*, *Measurement of the  $\tau$  lepton polarization and  $R(D^*)$  in the decay  $\bar{B} \rightarrow D^* \tau^- \bar{\nu}_\tau$* , Phys. Rev. Lett. **118** (2017) 211801, [arXiv:1612.00529](#).
- [623] LHCb collaboration, R. Aaij *et al.*, *Measurement of the ratio of branching fractions  $\mathcal{B}(\bar{B}^0 \rightarrow D^{*+} \tau^- \bar{\nu}_\tau) / \mathcal{B}(\bar{B}^0 \rightarrow D^{*+} \mu^- \bar{\nu}_\mu)$* , Phys. Rev. Lett. **115** (2015) 111803, [arXiv:1506.08614](#), addendum *ibid.* **115**, 159901, (2015).
- [624] LHCb collaboration, R. Aaij *et al.*, *Measurement of the ratio of the  $B^0 \rightarrow D^{*-} \tau^+ \nu_\tau$  and  $B^0 \rightarrow D^{*-} \mu^+ \nu_\mu$  branching fractions using three-prong  $\tau$ -lepton decays*, Phys. Rev. Lett. **120** (2018) 171802, [arXiv:1708.08856](#).
- [625] LHCb collaboration, R. Aaij *et al.*, *Measurement of the ratio of branching fractions  $\mathcal{B}(B_c^+ \rightarrow J/\psi \tau^+ \nu_\tau) / \mathcal{B}(B_c^+ \rightarrow J/\psi \mu^+ \nu_\mu)$* , Phys. Rev. Lett. **120** (2018) 121801, [arXiv:1711.05623](#).
- [626] LATTICE-HPQCD collaboration, J. Harrison, C. T. H. Davies, and A. Lytle,  *$R(J/\psi)$  and  $B_c^- \rightarrow J/\psi \ell^- \bar{\nu}_\ell$  Lepton Flavor Universality Violating Observables from Lattice QCD*, Phys. Rev. Lett. **125** (2020) 222003, [arXiv:2007.06956](#).
- [627] LHCb collaboration, R. Aaij *et al.*, *Observation of the decay  $\Lambda_b^0 \rightarrow \Lambda_c^+ \tau^- \bar{\nu}_\tau$* , [arXiv:2201.03497](#).
- [628] F. U. Bernlochner, Z. Ligeti, D. J. Robinson, and W. L. Sutcliffe, *Precise predictions for  $\Lambda_b \rightarrow \Lambda_c$  semileptonic decays*, Phys. Rev. D **99** (2019) 055008, [arXiv:1812.07593](#).
- [629] BABAR collaboration, J. P. Lees *et al.*, *Measurement of an Excess of  $\bar{B} \rightarrow D^{(*)} \tau^- \bar{\nu}_\tau$  Decays and Implications for Charged Higgs Bosons*, Phys. Rev. **D88** (2013) 072012, [arXiv:1303.0571](#).



- [630] LHCb collaboration, R. Aaij *et al.*, *Test of Lepton Flavor Universality by the measurement of the  $B^0 \rightarrow D^{*-}\tau^+\nu_\tau$  branching fraction using three-prong  $\tau$  decays*, Phys. Rev. **D97** (2018) 072013, [arXiv:1711.02505](#).
- [631] A. J. Lenz, *Selected Topics in Heavy Flavour Physics*, J. Phys. **G41** (2014) 103001, [arXiv:1404.6197](#).
- [632] Belle collaboration, S. K. Choi *et al.*, *Observation of a narrow charmonium - like state in exclusive  $B^\pm \rightarrow K^\pm\pi^+pi^- J/\psi$  decays*, Phys. Rev. Lett. **91** (2003) 262001, [arXiv:hep-ex/0309032](#).
- [633] LHCb collaboration, R. Aaij *et al.*, *Quantum numbers of the  $X(3872)$  state and orbital angular momentum in its  $\rho^0 J/\psi$  decay*, Phys. Rev. **D92** (2015) 011102, [arXiv:1504.06339](#).
- [634] Belle collaboration, S. K. Choi *et al.*, *Observation of a resonance-like structure in the  $pi^\pm\psi'$  mass distribution in exclusive  $B \rightarrow K\pi^\pm\psi'$  decays*, Phys. Rev. Lett. **100** (2008) 142001, [arXiv:0708.1790](#).
- [635] LHCb collaboration, R. Aaij *et al.*, *Observation of the resonant character of the  $Z(4430)^-$  state*, Phys. Rev. Lett. **112** (2014) 222002, [arXiv:1404.1903](#).
- [636] LHCb collaboration, R. Aaij *et al.*, *Observation of  $J/\psi p$  Resonances Consistent with Pentaquark States in  $\Lambda_b^0 \rightarrow J/\psi K^- p$  Decays*, Phys. Rev. Lett. **115** (2015) 072001, [arXiv:1507.03414](#).
- [637] *Hflav web page on hadronic  $b$  decays into open or hidden charm*, <https://hflav.web.cern.ch/content/b-hadron-decays-open-or-hidden-charm-hadronsour> web page.
- [638] K. De Bruyn *et al.*, *Branching Ratio Measurements of  $B_s$  Decays*, Phys. Rev. **D86** (2012) 014027, [arXiv:1204.1735](#).
- [639] M. Jung, *Branching ratio measurements and isospin violation in  $B$ -meson decays*, Phys. Lett. **B753** (2016) 187, [arXiv:1510.03423](#).
- [640] BABAR collaboration, B. Aubert *et al.*, *Branching fraction measurement of  $B^0 \rightarrow D^{(*)} + \pi^-$ ,  $B^- \rightarrow D^{(*)}0\pi^-$  and isospin analysis of  $\bar{B} \rightarrow D^{(*)}\pi$  decays*, Phys. Rev. **D75** (2007) 031101, [arXiv:hep-ex/0610027](#).
- [641] BABAR collaboration, B. Aubert *et al.*, *Measurement of the absolute branching fractions  $B$  to  $D\pi$ ,  $D^*\pi$ ,  $D^{**}\pi$  with a missing mass method*, Phys. Rev. **D74** (2006) 111102, [arXiv:hep-ex/0609033](#).
- [642] Belle collaboration, K. Abe *et al.*, *Observation of Cabibbo suppressed  $B \rightarrow D^{(*)}K^-$  decays at BELLE*, Phys. Rev. Lett. **87** (2001) 111801, [arXiv:hep-ex/0104051](#).
- [643] CDF collaboration, A. Abulencia *et al.*, *Measurement of the ratios of branching fractions  $B(B_s^0 \rightarrow D_s^- \pi^+)/B(B^0 \rightarrow D^- \pi^+)$  and  $B(B^+ \rightarrow \bar{D}^0 \pi^+)/B(B^0 \rightarrow D^- \pi^+)$* , Phys. Rev. Lett. **96** (2006) 191801, [arXiv:hep-ex/0508014](#).
- [644] CDF collaboration, A. Abulencia *et al.*, *Measurement of the Ratios of Branching Fractions  $B(B_s^0 \rightarrow D_s^- \pi^+ \pi^+ pi^-)/B(B^0 \rightarrow D^- \pi^+ \pi^+ pi^-)$  and  $B(B_s^0 \rightarrow D_s^- \pi^+)/B(B^0 \rightarrow D^- \pi^+)$* , Phys. Rev. Lett. **98** (2007) 061802, [arXiv:hep-ex/0610045](#).

- [645] CDF collaboration, A. Abulencia *et al.*, *Measurement of  $\sigma(\Lambda_b^0)/\sigma(\bar{B}^0) \times \text{BR}(\Lambda_b^0 \rightarrow \Lambda_c^+ \pi^-)/\text{BR}(\bar{B}^0 \rightarrow D^+ \pi^-)$  in  $p\bar{p}$  collisions at  $\sqrt{s} = 1.96\text{-TeV}$* , Phys. Rev. Lett. **98** (2007) 122002, [arXiv:hep-ex/0601003](#).
- [646] LHCb collaboration, R. Aaij *et al.*, *Measurements of the Branching fractions for  $B_{(s)} \rightarrow D_{(s)} \pi \pi \pi$  and  $\Lambda_b^0 \rightarrow \Lambda_c^+ \pi \pi \pi$* , Phys. Rev. **D84** (2011) 092001, [arXiv:1109.6831](#).
- [647] LHCb collaboration, R. Aaij *et al.*, *Measurement of the fragmentation fraction ratio  $f_s/f_d$  and its dependence on  $B$  meson kinematics*, JHEP **04** (2013) 001, [arXiv:1301.5286](#), with numerical results and full covariance matrix available at <http://cdsweb.cern.ch/record/1507868>.
- [648] LHCb collaboration, R. Aaij *et al.*, *First observation of the decays  $\bar{B}^0 \rightarrow D^+ K^- \pi^+ \pi^-$  and  $B^- \rightarrow D^0 K^- \pi^+ \pi^-$* , Phys. Rev. Lett. **108** (2012) 161801, [arXiv:1201.4402](#).
- [649] Belle collaboration, A. Kuzmin *et al.*, *Study of  $\bar{B}^0 \rightarrow D^0 \pi^+ \pi^-$  decays*, Phys. Rev. **D76** (2007) 012006, [arXiv:hep-ex/0611054](#).
- [650] BaBar collaboration, B. Aubert *et al.*, *Measurement of branching fractions and resonance contributions for  $B^0 \rightarrow \bar{D}^0 K^+ \pi^-$  and search for  $B^0 \rightarrow D^0 K^+ \pi^-$  decays*, Phys. Rev. Lett. **96** (2006) 011803, [arXiv:hep-ex/0509036](#).
- [651] LHCb collaboration, R. Aaij *et al.*, *Study of  $B^0 \rightarrow D^{*-} \pi^+ \pi^- \pi^+$  and  $B^0 \rightarrow D^{*-} K^+ \pi^- \pi^+$  decays*, Phys. Rev. **D87** (2013) 092001, [arXiv:1303.6861](#).
- [652] BaBar collaboration, J. P. Lees *et al.*, *Measurement of the  $B^0 \rightarrow D^{*-} \pi^+ \pi^- \pi^+$  branching fraction*, Phys. Rev. **D94** (2016) 091101, [arXiv:1609.06802](#).
- [653] Belle collaboration, G. Majumder *et al.*, *Observation of  $B^0 \rightarrow D^{*-} (5\pi)^+$ ,  $B^+ \rightarrow D^{*-} (4\pi)^{++}$  and  $B^+ \rightarrow \bar{D}^{*0} (5\pi)^+$* , Phys. Rev. **D70** (2004) 111103, [arXiv:hep-ex/0409008](#).
- [654] Belle collaboration, D. Matvienko *et al.*, *Study of  $D^{**}$  production and light hadronic states in the  $\bar{B}^0 \rightarrow D^{*+} \omega \pi^-$  decay*, Phys. Rev. **D92** (2015) 012013, [arXiv:1505.03362](#).
- [655] BABAR collaboration, B. Aubert *et al.*, *Study of the decay  $\bar{B}^0 \rightarrow D^{*+} \omega \pi^-$* , Phys. Rev. **D74** (2006) 012001, [arXiv:hep-ex/0604009](#).
- [656] BABAR collaboration, J. P. Lees *et al.*, *Branching Fraction Measurements of the Color-Suppressed Decays  $\bar{B}^0 \rightarrow D^{(*)0} \pi^0$ ,  $D^{(*)0} \eta$ ,  $D^{(*)0} \omega$ , and  $D^{(*)0} \eta'$  and Measurement of the Polarization in the Decay  $\bar{B}^0 \rightarrow D^{*0} \omega$* , Phys. Rev. **D84** (2011) 112007, [arXiv:1107.5751](#).
- [657] Belle collaboration, S. Blyth *et al.*, *Improved measurements of color-suppressed decays  $\bar{B}^0 \rightarrow D^0 \pi^0$ ,  $D^0 \eta$ ,  $D^0 \omega$ ,  $D^{*0} \pi^0$ ,  $D^{*0} \eta$  and  $D^{*0} \omega$* , Phys. Rev. **D74** (2006) 092002, [arXiv:hep-ex/0607029](#).
- [658] LHCb collaboration, R. Aaij *et al.*, *Dalitz plot analysis of  $B^0 \rightarrow \bar{D}^0 \pi^+ \pi^-$  decays*, Phys. Rev. **D92** (2015) 032002, [arXiv:1505.01710](#).
- [659] LHCb collaboration, R. Aaij *et al.*, *Measurement of the branching fractions of the decays  $B_s^0 \rightarrow \bar{D}^0 K^- \pi^+$  and  $B^0 \rightarrow \bar{D}^0 K^+ \pi^-$* , Phys. Rev. **D87** (2013) 112009, [arXiv:1304.6317](#).
- [660] LHCb collaboration, R. Aaij *et al.*, *Observation of  $B_s^0 \rightarrow \bar{D}^{*0} \phi$  and search for  $B^0 \rightarrow \bar{D}^0 \phi$  decays*, [arXiv:1807.01892](#).

- [661] LHCb collaboration, R. Aaij *et al.*, *Observation of the decay  $B_s^0 \rightarrow \bar{D}^0 K^+ K^-$* ,  
arXiv:1807.01891.
- [662] Belle collaboration, A. Satpathy *et al.*, *Study of  $\bar{B}^0 \rightarrow D^{0(*)} \pi^+ \pi^-$  decays*, Phys. Lett. **B553**  
(2003) 159, arXiv:hep-ex/0211022.
- [663] LHCb collaboration, R. Aaij *et al.*, *First observation of the decay  $\bar{B}_s^0 \rightarrow D^0 K^{*0}$  and a  
measurement of the ratio of branching fractions  $\frac{\mathcal{B}(\bar{B}_s^0 \rightarrow D^0 K^{*0})}{\mathcal{B}(\bar{B}^0 \rightarrow D^0 \rho^0)}$* , Phys. Lett. **B706** (2011) 32,  
arXiv:1110.3676.
- [664] Belle collaboration, J. Schumann *et al.*, *Observation of  $\bar{B}^0 \rightarrow D^0 \eta'$  and  $\bar{B}^0 \rightarrow D^{*0} \eta'$* , Phys.  
Rev. **D72** (2005) 011103, arXiv:hep-ex/0501013.
- [665] BABAR collaboration, B. Aubert *et al.*, *Measurement of branching fraction and Dalitz  
distribution for  $B^0 \rightarrow D^{(*)\pm} K^0 \pi^\mp$  decays*, Phys. Rev. Lett. **95** (2005) 171802,  
arXiv:hep-ex/0412040.
- [666] Belle collaboration, A. Drutskoy *et al.*, *Observation of  $B \rightarrow D^{(*)} K^- K^{0(*)}$  decays*, Phys. Lett.  
**B542** (2002) 171, arXiv:hep-ex/0207041.
- [667] BABAR collaboration, B. Aubert *et al.*, *Measurement of  $\bar{B}^0 \rightarrow D^{(*)0} \bar{K}^{(*)0}$  branching fractions*,  
Phys. Rev. **D74** (2006) 031101, arXiv:hep-ex/0604016.
- [668] Belle collaboration, P. Krokovny *et al.*, *Observation of  $\bar{B}^0 \rightarrow D^0 \bar{K}^0$  and  $\bar{B}^0 \rightarrow D^0 \bar{K}^{*0}$  decays*,  
Phys. Rev. Lett. **90** (2003) 141802, arXiv:hep-ex/0212066.
- [669] LHCb collaboration, R. Aaij *et al.*, *Observation of the decay  $B_s^0 \rightarrow \bar{D}^0 \phi$* , Phys. Lett. **B727**  
(2013) 403, arXiv:1308.4583.
- [670] Belle collaboration, A. Das *et al.*, *Measurements of Branching Fractions for  $B^0 \rightarrow D_s^+ \pi^-$  and  
 $\bar{B}^0 \rightarrow D_s^- K^+$* , Phys. Rev. **D82** (2010) 051103, arXiv:1007.4619.
- [671] BaBar collaboration, B. Aubert *et al.*, *Measurement of the Branching Fractions of the Rare  
Decays  $B^0 \rightarrow D_s^{(*)+} \pi^-$ ,  $B^0 \rightarrow D_s^{(*)+} \rho^-$ , and  $B^0 \rightarrow D_s^{(*)-} K^{(*)+}$* , Phys. Rev. D **78** (2008)  
032005, arXiv:0803.4296.
- [672] Belle collaboration, N. J. Joshi *et al.*, *Measurement of the branching fractions for  
 $B^0 \rightarrow D_s^{*+} \pi^-$  and  $B^0 \rightarrow D_s^{*-} K^+$  decays*, arXiv:0912.2594.
- [673] BABAR collaboration, B. Aubert *et al.*, *Search for the rare decays  $B^0 \rightarrow D^{(*)+} a_{0(2)}^-$* , Phys. Rev.  
**D73** (2006) 071103, arXiv:hep-ex/0512031.
- [674] LHCb collaboration, R. Aaij *et al.*, *Determination of the branching fractions of  $B_s^0 \rightarrow D_s^\mp K^\pm$   
and  $B^0 \rightarrow D_s^- K^+$* , JHEP **05** (2015) 019, arXiv:1412.7654.
- [675] BABAR collaboration, B. Aubert *et al.*, *Observation of tree-level  $B$  decays with  $s\bar{s}$  production  
from gluon radiation.*, Phys. Rev. Lett. **100** (2008) 171803, arXiv:0707.1043.
- [676] LHCb collaboration, R. Aaij *et al.*, *First observation of the decays  $\bar{B}_{(s)}^0 \rightarrow D_s^+ K^- \pi^+ \pi^-$  and  
 $\bar{B}_s^0 \rightarrow D_{s1}(2536)^+ \pi^-$* , Phys. Rev. **D86** (2012) 112005, arXiv:1211.1541.
- [677] BABAR collaboration, B. Aubert *et al.*, *Measurement of the  $B^0 \rightarrow D^{*-} D_s^{*+}$  and  $D_s^+ \rightarrow \phi \pi^+$   
branching fractions*, Phys. Rev. **D71** (2005) 091104, arXiv:hep-ex/0502041.

- [678] Belle collaboration, K. Abe *et al.*, *Observation of the  $D_1(2420) \rightarrow D\pi^+\pi^-$  decays*, Phys. Rev. Lett. **94** (2005) 221805, [arXiv:hep-ex/0410091](#).
- [679] Belle collaboration, A. Drutskoy *et al.*, *Observation of  $\bar{B}^0 \rightarrow D_{sJ}^*(2317)^+K^-$  decay*, Phys. Rev. Lett. **94** (2005) 061802, [arXiv:hep-ex/0409026](#).
- [680] BABAR collaboration, P. del Amo Sanchez *et al.*, *Observation and study of the baryonic  $B$ -meson decays  $B \rightarrow D^{(*)}p\bar{p}(\pi)(\pi)$* , Phys. Rev. **D85** (2012) 092017, [arXiv:1111.4387](#).
- [681] Belle collaboration, K. Abe *et al.*, *Observation of  $\bar{B}^0 \rightarrow D^0(*)p\bar{p}$* , Phys. Rev. Lett. **89** (2002) 151802, [arXiv:hep-ex/0205083](#).
- [682] Belle collaboration, T. Medvedeva *et al.*, *Observation of the decay  $\bar{B}^0 \rightarrow D_s^+ \Lambda \bar{p}$* , Phys. Rev. **D76** (2007) 051102, [arXiv:0704.2652](#).
- [683] BABAR collaboration, J. P. Lees *et al.*, *Evidence for the baryonic decay  $\bar{B}^0 \rightarrow D^0 \Lambda \bar{\Lambda}$* , Phys. Rev. **D89** (2014) 112002, [arXiv:1401.5990](#).
- [684] Belle collaboration, Y.-W. Chang *et al.*, *Observation of  $B^0 \rightarrow \Lambda \bar{\Lambda} K^0$  and  $B^0 \rightarrow \Lambda \bar{\Lambda} K^{*0}$  at Belle*, Phys. Rev. D **79** (2009) 052006, [arXiv:0811.3826](#).
- [685] Y.-Y. Chang *et al.*, *Observation of  $B^0 \rightarrow p \bar{\Lambda} D^{(*)-}$* , [arXiv:1509.03034](#).
- [686] BABAR collaboration, B. Aubert *et al.*, *Measurement of branching fractions and  $CP$ -violating charge asymmetries for  $B$  meson decays to  $D^{(*)}\bar{D}^{(*)}$ , and implications for the CKM angle gamma*, Phys. Rev. **D73** (2006) 112004, [arXiv:hep-ex/0604037](#).
- [687] LHCb collaboration, R. Aaij *et al.*, *First observations of  $\bar{B}_s^0 \rightarrow D^+ D^-$ ,  $D_s^+ D^-$  and  $D^0 \bar{D}^0$  decays*, Phys. Rev. **D87** (2013) 092007, [arXiv:1302.5854](#).
- [688] Belle collaboration, I. Adachi *et al.*, *Measurement of the branching fraction and charge asymmetry of the decay  $B^+ \rightarrow D^+ \bar{D}^0$  and search for  $B^0 \rightarrow D^0 \bar{D}^0$* , Phys. Rev. **D77** (2008) 091101, [arXiv:0802.2988](#).
- [689] BABAR collaboration, P. del Amo Sanchez *et al.*, *Measurement of the  $B \rightarrow \bar{D}^{(*)} D^{(*)} K$  branching fractions*, Phys. Rev. **D83** (2011) 032004, [arXiv:1011.3929](#).
- [690] Belle collaboration, G. Gokhroo *et al.*, *Observation of a Near-threshold  $D^0 \bar{D}^0 \pi^0$  Enhancement in  $B \rightarrow D^0 \bar{D}^0 \pi^0 K$  Decay*, Phys. Rev. Lett. **97** (2006) 162002, [arXiv:hep-ex/0606055](#).
- [691] A. Zupanc *et al.*, *Improved measurement of  $\bar{B}^0 \rightarrow D_s^- D^+$  and search for  $\bar{B}^0 \rightarrow D_s^+ D_s^-$  at Belle*, Phys. Rev. **D75** (2007) 091102, [arXiv:hep-ex/0703040](#).
- [692] BABAR collaboration, B. Aubert *et al.*, *Study of  $B \rightarrow D^{(*)} D^{(*)} (s(J))$  Decays and Measurement of  $D_s^-$  and  $D_{sJ}(2460)$  - Branching Fractions*, Phys. Rev. **D74** (2006) 031103, [arXiv:hep-ex/0605036](#).
- [693] LHCb collaboration, R. Aaij *et al.*, *Study of beauty hadron decays into pairs of charm hadrons*, Phys. Rev. Lett. **112** (2014) 202001, [arXiv:1403.3606](#).
- [694] BABAR collaboration, B. Aubert *et al.*, *Measurement of  $B^0 \rightarrow D_s^{(*)+} D^{*-}$  branching fractions and  $B^0 \rightarrow D_s^{(*)+} D^{*-}$  polarization with a partial reconstruction technique*, Phys. Rev. **D67** (2003) 092003, [arXiv:hep-ex/0302015](#).

- [695] BABAR collaboration, B. Aubert *et al.*, *Search for the  $W^-$  exchange decays  $B^0 \rightarrow D_s^{(*)-} D_s^{(*)+}$* , Phys. Rev. **D72** (2005) 111101, [arXiv:hep-ex/0510051](#).
- [696] Belle collaboration, S.-K. Choi *et al.*, *Measurements of  $B \rightarrow \bar{D} D_{s0}^{*+}(2317)$  decay rates and a search for isospin partners of the  $D_{s0}^{*+}(2317)$* , Phys. Rev. **D91** (2015) 092011, [arXiv:1504.02637](#), Addendum *ibid.* **D92**, 039905, (2015).
- [697] BABAR collaboration, B. Aubert *et al.*, *Study of  $B \rightarrow D_{sJ}^{(*)+} \bar{D}^{(*)}$  decays*, Phys. Rev. Lett. **93** (2004) 181801, [arXiv:hep-ex/0408041](#).
- [698] Belle collaboration, P. Krokovny *et al.*, *Observation of the  $D(sJ)(2317)$  and  $D(sJ)(2457)$  in  $B$  decays*, Phys. Rev. Lett. **91** (2003) 262002, [arXiv:hep-ex/0308019](#).
- [699] BABAR collaboration, B. Aubert *et al.*, *Study of Resonances in Exclusive  $B$  Decays to  $\text{anti-}D^{(*)} D^{(*)} K$* , Phys. Rev. **D77** (2008) 011102, [arXiv:0708.1565](#).
- [700] Belle collaboration, T. Aushev *et al.*, *Study of the decays  $B^- \rightarrow D_{s1}(2536)^+ \bar{D}^{(*)}$* , Phys. Rev. **D83** (2011) 051102, [arXiv:1102.0935](#).
- [701] Belle collaboration, K. Abe *et al.*, *Measurement of branching fractions and charge asymmetries for two-body  $B$  meson decays with charmonium*, Phys. Rev. **D67** (2003) 032003, [arXiv:hep-ex/0211047](#).
- [702] CDF collaboration, F. Abe *et al.*, *Reconstruction of  $B^0 \rightarrow J/\psi K_s^0$  and measurement of ratios of branching ratios involving  $B \rightarrow J/\psi K^*$* , Phys. Rev. Lett. **76** (1996) 2015.
- [703] BABAR collaboration, B. Aubert *et al.*, *Branching fraction measurements of  $B \rightarrow \eta_c K$  decays*, Phys. Rev. **D70** (2004) 011101, [arXiv:hep-ex/0403007](#).
- [704] CDF collaboration, F. Abe *et al.*, *Ratios of bottom meson branching fractions involving  $J/\psi$  mesons and determination of  $b$  quark fragmentation fractions*, Phys. Rev. **D54** (1996) 6596, [arXiv:hep-ex/9607003](#).
- [705] LHCb collaboration, R. Aaij *et al.*, *Measurement of the  $B_s^0 \rightarrow J/\psi K_S^0$  branching fraction*, Phys. Lett. **B713** (2012) 172, [arXiv:1205.0934](#).
- [706] LHCb collaboration, R. Aaij *et al.*, *Observation of the  $B_s^0 \rightarrow J/\psi K_S^0 K^\pm \pi^\mp$  decay*, JHEP **1407** (2014) 140, [arXiv:1405.3219](#).
- [707] Belle collaboration, K. Chilikin *et al.*, *Observation of a new charged charmonium-like state in  $B \rightarrow J/\psi K \pi$  decays*, [arXiv:1408.6457](#).
- [708] LHCb collaboration, R. Aaij *et al.*, *Evidence for an  $\eta_c(1S)\pi^-$  resonance in  $B^0 \rightarrow \eta_c(1S) K^+ \pi^-$  decays*, Submitted to: Eur. Phys. J. (2018) [arXiv:1809.07416](#).
- [709] CDF collaboration, F. Abe *et al.*, *Observation of  $B^+ \rightarrow \psi(2S) K^+$  and  $B^0 \rightarrow \psi(2S) K^{*0}(892)$  decays and measurements of  $B$  meson branching fractions into  $J/\psi$  and  $\psi(2S)$  final states*, Phys. Rev. **D58** (1998) 072001, [arXiv:hep-ex/9803013](#).
- [710] LHCb collaboration, R. Aaij *et al.*, *Measurement of relative branching fractions of  $B$  decays to  $\psi(2S)$  and  $J/\psi$  mesons*, Eur. Phys. J. **C72** (2012) 2118, [arXiv:1205.0918](#).
- [711] CDF collaboration, T. Affolder *et al.*, *A study of  $B^0 \rightarrow J/\psi K^{*0} \pi^+ \pi^-$  decays with the Collider Detector at Fermilab*, Phys. Rev. Lett. **88** (2002) 071801, [arXiv:hep-ex/0108022](#).

- [712] BABAR collaboration, P. del Amo Sanchez *et al.*, *Evidence for the decay  $X(3872) \rightarrow J/\psi\omega$* , Phys. Rev. **D82** (2010) 011101, [arXiv:1005.5190](#).
- [713] BABAR collaboration, B. Aubert *et al.*, *Rare  $B$  decays into states containing a  $J/\psi$  meson and a meson with  $s\bar{s}$  quark content*, Phys. Rev. Lett. **91** (2003) 071801, [arXiv:hep-ex/0304014](#).
- [714] Belle collaboration, K. Abe *et al.*, *Observation of  $B \rightarrow J/\psi K_1(1270)$* , Phys. Rev. Lett. **87** (2001) 161601, [arXiv:hep-ex/0105014](#).
- [715] Belle Collaboration, T. Iwashita *et al.*, *Measurement of branching fractions for  $B \rightarrow J/\psi\eta K$  decays and search for a narrow resonance in the  $J/\psi\eta$  final state*, PTEP **2014** (2014) 043C01, [arXiv:1310.2704](#).
- [716] BABAR collaboration, B. Aubert *et al.*, *Observation of the decay  $B \rightarrow J/\psi\eta K$  and search for  $X(3872) \rightarrow J/\psi\eta$* , Phys. Rev. Lett. **93** (2004) 041801, [arXiv:hep-ex/0402025](#).
- [717] Belle collaboration, V. Bhardwaj *et al.*, *Evidence of a new narrow resonance decaying to  $\chi_{c1}\gamma$  in  $B \rightarrow \chi_{c1}\gamma K$* , Phys. Rev. Lett. **111** (2013) 032001, [arXiv:1304.3975](#).
- [718] Belle collaboration, R. Mizuk *et al.*, *Dalitz analysis of  $B \rightarrow K\pi^+\psi'$  decays and the  $Z(4430)^+$* , Phys. Rev. **D80** (2009) 031104, [arXiv:0905.2869](#).
- [719] LHCb collaboration, R. Aaij *et al.*, *Observation of the decay  $\bar{B}_s^0 \rightarrow \psi(2S)K^+\pi^-$* , Phys. Lett. **B747** (2015) 484, [arXiv:1503.07112](#).
- [720] BaBar collaboration, B. Aubert *et al.*, *Evidence for the  $B^0 \rightarrow p\bar{p}K^{*0}$  and  $B^+ \rightarrow \eta_c K^{*+}$  decays and Study of the Decay Dynamics of  $B$  Meson Decays into  $p\bar{p}h$  final states*, Phys. Rev. D **76** (2007) 092004, [arXiv:0707.1648](#).
- [721] Belle collaboration, F. Fang *et al.*, *Measurement of branching fractions for  $B \rightarrow \eta_c K^{(*)}$  decays*, Phys. Rev. Lett. **90** (2003) 071801, [arXiv:hep-ex/0208047](#).
- [722] BABAR collaboration, B. Aubert *et al.*, *Study of  $B$ -meson decays to  $\eta_c K^{(*)}$ ,  $\eta_c(2S)K^{(*)}$  and  $\eta_c\gamma K^{(*)}$* , Phys. Rev. **D78** (2008) 012006, [arXiv:0804.1208](#).
- [723] BABAR collaboration, B. Aubert *et al.*, *Search for factorization-suppressed  $B \rightarrow \chi_c K^{(*)}$  decays*, Phys. Rev. Lett. **94** (2005) 171801, [arXiv:hep-ex/0501061](#).
- [724] BABAR collaboration, B. Aubert *et al.*, *Observation of  $B^0 \rightarrow \chi_{c0} K^{*0}$  and evidence for  $B^+ \rightarrow \chi_{c0} K^{*+}$* , Phys. Rev. **D78** (2008) 091101, [arXiv:0808.1487](#).
- [725] Belle collaboration, V. Bhardwaj *et al.*, *Observation of  $X(3872) \rightarrow J/\psi\gamma$  and search for  $X(3872) \rightarrow \psi'\gamma$  in  $B$  decays*, Phys. Rev. Lett. **107** (2011) 091803, [arXiv:1105.0177](#).
- [726] BABAR collaboration, B. Aubert *et al.*, *Evidence for  $X(3872) \rightarrow \psi_{2S}\gamma$  in  $B^\pm \rightarrow X_{3872}K^\pm$  decays, and a study of  $B \rightarrow c\bar{c}\gamma K$* , Phys. Rev. Lett. **102** (2009) 132001, [arXiv:0809.0042](#).
- [727] Belle collaboration, V. Bhardwaj *et al.*, *Inclusive and exclusive measurements of  $B$  decays to  $\chi_{c1}$  and  $\chi_{c2}$  at Belle*, Phys. Rev. **D93** (2016) 052016, [arXiv:1512.02672](#).
- [728] BABAR collaboration, J. P. Lees *et al.*, *Search for the  $Z_1(4050)^+$  and  $Z_2(4250)^+$  states in  $\bar{B}^0 \rightarrow \chi_{c1}K^-\pi^+$  and  $B^+ \rightarrow \chi_{c1}K_S^0\pi^+$* , Phys. Rev. **D85** (2012) 052003, [arXiv:1111.5919](#).
- [729] Belle collaboration, N. Soni *et al.*, *Measurement of branching fractions for  $B \rightarrow \chi_{c1(2)}K(K^*)$  at BELLE*, Phys. Lett. **B634** (2006) 155, [arXiv:hep-ex/0508032](#).

- [730] BABAR collaboration, B. Aubert *et al.*, *A measurement of the  $B^0 \rightarrow J/\psi \pi^+ \pi^-$  branching fraction*, Phys. Rev. Lett. **90** (2003) 091801, [arXiv:hep-ex/0209013](#).
- [731] LHCb collaboration, R. Aaij *et al.*, *Observations of  $B_s^0 \rightarrow \psi(2S)\eta$  and  $B_{(s)}^0 \rightarrow \psi(2S)\pi^+\pi^-$  decays*, Nucl. Phys. **B871** (2013) 403, [arXiv:1302.6354](#).
- [732] BABAR collaboration, B. Aubert *et al.*, *Branching fraction and charge asymmetry measurements in  $B \rightarrow J/\psi \pi \pi$  decays*, Phys. Rev. **D76** (2007) 031101, [arXiv:0704.1266](#).
- [733] LHCb collaboration, R. Aaij *et al.*, *Evidence for the decay  $B^0 \rightarrow J/\psi \omega$  and measurement of the relative branching fractions of  $B_s^0$  meson decays to  $J/\psi \eta$  and  $J/\psi \eta'$* , Nucl. Phys. **B867** (2013) 547, [arXiv:1210.2631](#).
- [734] M. C. Chang *et al.*, *Measurement of  $B^0 \rightarrow J/\psi \eta^{(\prime)}$  and Constraint on the  $\eta - \eta'$  Mixing Angle*, Phys. Rev. **D85** (2012) 091102, [arXiv:1203.3399](#).
- [735] LHCb collaboration, R. Aaij *et al.*, *Study of  $\eta - \eta'$  mixing from measurement of  $B_{(s)}^0 \rightarrow J/\psi \eta^{(\prime)}$  decay rates*, JHEP **01** (2015) 024, [arXiv:1411.0943](#).
- [736] LHCb collaboration, R. Aaij *et al.*, *Analysis of the resonant components in  $B^0 \rightarrow J/\psi \pi^+ \pi^-$* , Phys. Rev. **D87** (2013) 052001, [arXiv:1301.5347](#).
- [737] LHCb collaboration, R. Aaij *et al.*, *Observation of  $B_{(s)}^0 \rightarrow J/\psi f_1(1285)$  decays and measurement of the  $f_1(1285)$  mixing angle*, Phys. Rev. Lett. **112** (2014) 091802, [arXiv:1310.2145](#).
- [738] LHCb collaboration, R. Aaij *et al.*, *First observation of  $\bar{B}^0 \rightarrow J/\psi K^+ K^-$  and search for  $\bar{B}^0 \rightarrow J/\psi \phi$  decays*, Phys. Rev. **D88** (2013) 072005, [arXiv:1308.5916](#).
- [739] Belle collaboration, Y. Liu *et al.*, *Search for  $B^0 \rightarrow J/\psi \phi$  decays*, Phys. Rev. **D78** (2008) 011106, [arXiv:0805.3225](#).
- [740] Belle collaboration, R. Kumar *et al.*, *Evidence for  $B^0 \rightarrow \chi_{c1} \pi^0$  at Belle*, Phys. Rev. **D78** (2008) 091104, [arXiv:0809.1778](#).
- [741] LHCb collaboration, R. Aaij *et al.*, *Search for the rare decays  $B^0 \rightarrow J/\psi \gamma$  and  $B_s^0 \rightarrow J/\psi \gamma$* , Phys. Rev. **D92** (2015) 112002, [arXiv:1510.04866](#).
- [742] BABAR collaboration, B. Aubert *et al.*, *Search for the decay  $B^0 \rightarrow J/\psi \gamma$* , Phys. Rev. **D70** (2004) 091104, [arXiv:hep-ex/0408018](#).
- [743] LHCb collaboration, R. Aaij *et al.*, *Observation of  $B_{(s)}^0 \rightarrow J/\psi p \bar{p}$  decays and precision measurements of the  $B_{(s)}^0$  masses*, [arXiv:1902.05588](#).
- [744] LHCb collaboration, R. Aaij *et al.*, *Searches for  $B_{(s)}^0 \rightarrow J/\psi p \bar{p}$  and  $B^+ \rightarrow J/\psi p \bar{p} \pi^+$  decays*, JHEP **1309** (2013) 006, [arXiv:1306.4489](#).
- [745] Belle collaboration, Q. L. Xie *et al.*, *Observation of  $B^- \rightarrow J/\psi \Lambda \bar{p}$  and searches for  $B^- \rightarrow J/\psi \Sigma^0 \bar{p}$  and  $B^0 \rightarrow J/\psi p \bar{p}$  decays*, Phys. Rev. **D72** (2005) 051105, [arXiv:hep-ex/0508011](#).
- [746] BABAR collaboration, B. Aubert *et al.*, *Evidence for  $B^+ \rightarrow J/\psi p \bar{\Lambda}$  and search for  $B^0 \rightarrow J/\psi p \bar{p}$* , Phys. Rev. Lett. **90** (2003) 231801, [arXiv:hep-ex/0303036](#).

- [747] BABAR collaboration, B. Aubert *et al.*, *Search for  $B \rightarrow J/\psi D$  decays*, Phys. Rev. **D71** (2005) 091103, [arXiv:hep-ex/0503021](#).
- [748] Belle collaboration, L. M. Zhang *et al.*, *Search for  $B^0 \rightarrow J/\psi \bar{D}^0$  and  $B^+ \rightarrow J/\psi \bar{D}^0 \pi^+$  decays*, Phys. Rev. **D71** (2005) 091107, [arXiv:hep-ex/0503037](#).
- [749] BABAR collaboration, B. Aubert *et al.*, *Measurement of the ratio of decay amplitudes for  $\bar{B}^0 \rightarrow J/\psi K^{*0}$  and  $B^0 \rightarrow J/\psi K^{*0}$* , Phys. Rev. Lett. **93** (2004) 081801, [arXiv:hep-ex/0404005](#).
- [750] BABAR collaboration, B. Aubert *et al.*, *Observation of the decay  $\bar{B}^0 \rightarrow \Lambda_c^+ \bar{p} p i^0$* , Phys. Rev. **D82** (2010) 031102, [arXiv:1007.1370](#).
- [751] Babar collaboration, J. P. Lees *et al.*, *Study of the decay  $\bar{B}^0 \rightarrow \Lambda_c^+ \bar{p} \pi^+ \pi^-$  and its intermediate states*, Phys. Rev. **D87** (2013) 092004, [arXiv:1302.0191](#).
- [752] Belle collaboration, N. Gabyshev *et al.*, *Study of exclusive  $B$  decays to charmed baryons at BELLE*, Phys. Rev. **D66** (2002) 091102, [arXiv:hep-ex/0208041](#).
- [753] Belle collaboration, K. S. Park *et al.*, *Study of the charmed baryonic decays  $\bar{B}^0 \rightarrow \Sigma_c^{++} \bar{p} p i^-$  and  $\bar{B}^0 \rightarrow \Sigma_c^0 \bar{p} \pi^+$* , Phys. Rev. **D75** (2007) 011101, [arXiv:hep-ex/0608025](#).
- [754] Belle collaboration, Y. Uchida *et al.*, *Search for  $\bar{B}^0 \rightarrow \Lambda +_c \Lambda -_c$  decay at Belle*, Phys. Rev. **D77** (2008) 051101, [arXiv:0708.1105](#).
- [755] Belle collaboration, K. Abe *et al.*, *Observation of  $B^+ \rightarrow \Lambda_c^+ \Lambda_c^- K^+$  and  $B^0 \rightarrow \Lambda_c^+ \Lambda_c^- K^0$  decays*, Phys. Rev. Lett. **97** (2006) 202003, [arXiv:hep-ex/0508015](#).
- [756] BABAR collaboration, B. Aubert *et al.*, *A Study of Excited Charm-Strange Baryons with Evidence for new Baryons  $\Xi(c)(3055)^+$  and  $\Xi(c)(3123)^+$* , Phys. Rev. **D77** (2008) 012002, [arXiv:0710.5763](#).
- [757] Belle collaboration, R. Chistov *et al.*, *Observation of  $B^+ \rightarrow \bar{\xi}_c^0 \Lambda_c^+$  and evidence for  $B^0 \rightarrow \bar{\xi}_c^- \Lambda_c^+$* , Phys. Rev. **D74** (2006) 111105, [arXiv:hep-ex/0510074](#).
- [758] BaBar collaboration, J. P. Lees *et al.*, *Observation of the baryonic decay  $\bar{B}^0 \rightarrow \Lambda_c^+ \bar{p} K^- K^+$* , Phys. Rev. **D91** (2015) 031102, [arXiv:1410.3644](#).
- [759] BABAR collaboration, B. Aubert *et al.*, *Measurements of  $B(\bar{B}^0 \rightarrow \Lambda_c^+ \bar{p})$  and  $B(B^- \rightarrow \Lambda_c^+ \bar{p} p i^-)$  and Studies of  $\Lambda_c^+ \pi^-$  Resonances*, Phys. Rev. **D78** (2008) 112003, [arXiv:0807.4974](#).
- [760] Belle collaboration, N. Gabyshev *et al.*, *Observation of  $\bar{B}^0 \rightarrow \Lambda +_c \bar{p}$  decay*, Phys. Rev. Lett. **90** (2003) 121802, [arXiv:hep-ex/0212052](#).
- [761] BABAR collaboration, B. Aubert *et al.*, *Observation of the baryonic  $B$ -decay  $\bar{B}^0 \rightarrow \Lambda_c^+ \bar{p} K^- \pi^+$* , Phys. Rev. **D80** (2009) 051105, [arXiv:0907.4566](#).
- [762] BABAR collaboration, J. P. Lees *et al.*, *Observation of the baryonic  $B$  decay  $\bar{B}^0 \rightarrow \Lambda_c^+ \bar{\Lambda} K^-$* , Phys. Rev. **D84** (2011) 071102, [arXiv:1108.3211](#).
- [763] BABAR collaboration, J. P. Lees *et al.*, *Search for the decay  $\bar{B}^0 \rightarrow \Lambda_c^+ \bar{p} p \bar{p}$* , Phys. Rev. **D89** (2014) 071102, [arXiv:1312.6800](#).



- [764] Belle collaboration, S.-K. Choi *et al.*, *Bounds on the width, mass difference and other properties of  $X(3872) \rightarrow \pi^+ \pi^- J/\psi$  decays*, Phys. Rev. **D84** (2011) 052004, [arXiv:1107.0163](#).
- [765] BABAR collaboration, B. Aubert *et al.*, *A Study of  $B \rightarrow X(3872)K$ , with  $X_{3872} \rightarrow J/\Psi \pi^+ \pi^-$* , Phys. Rev. **D77** (2008) 111101, [arXiv:0803.2838](#).
- [766] Belle collaboration, A. Bala *et al.*, *Observation of  $X(3872)$  in  $B \rightarrow X(3872)K\pi$  decays*, Phys. Rev. D **91** (2015) 051101, [arXiv:1501.06867](#).
- [767] Belle collaboration, R. Mizuk *et al.*, *Observation of two resonance-like structures in the  $\pi^+ \chi_{c1}$  mass distribution in exclusive  $\bar{B}^0 \rightarrow K^- \pi^+ \chi_{c1}$  decays*, Phys. Rev. **D78** (2008) 072004, [arXiv:0806.4098](#).
- [768] BABAR collaboration, B. Aubert *et al.*, *Measurements of the absolute branching fractions of  $B^\pm \rightarrow K^\pm X(c\bar{c})$* , Phys. Rev. Lett. **96** (2006) 052002, [arXiv:hep-ex/0510070](#).
- [769] BABAR collaboration, B. Aubert *et al.*, *Search for a charged partner of the  $X(3872)$  in the  $B$  meson decay  $B \rightarrow X^- K$ ,  $X^- \rightarrow J/\psi \pi^- \pi^0$* , Phys. Rev. **D71** (2005) 031501, [arXiv:hep-ex/0412051](#).
- [770] BABAR collaboration, B. Aubert *et al.*, *Search for the  $Z(4430)^-$  at BABAR*, Phys. Rev. **D79** (2009) 112001, [arXiv:0811.0564](#).
- [771] Belle collaboration, Y. Kato *et al.*, *Measurements of the absolute branching fractions of  $B^+ \rightarrow X_{c\bar{c}} K^+$  and  $B^+ \rightarrow \bar{D}^{(*)0} \pi^+$  at Belle*, Phys. Rev. **D97** (2018) 012005, [arXiv:1709.06108](#).
- [772] BABAR collaboration, B. Aubert *et al.*, *Measurement of the branching fractions and CP-asymmetry of  $B^- \rightarrow D^0(CP)K^-$  decays with the BaBar detector*, Phys. Rev. Lett. **92** (2004) 202002, [arXiv:hep-ex/0311032](#).
- [773] Belle collaboration, Y. Horii *et al.*, *Study of the Suppressed  $B$  meson Decay  $B^- \rightarrow DK^-$ ,  $D \rightarrow K^+ \pi^-$* , Phys. Rev. **D78** (2008) 071901, [arXiv:0804.2063](#).
- [774] Belle collaboration, S. K. Swain *et al.*, *Measurement of branching fraction ratios and CP asymmetries in  $B^\pm \rightarrow D(CP)K^\pm$* , Phys. Rev. **D68** (2003) 051101, [arXiv:hep-ex/0304032](#).
- [775] LHCb collaboration, R. Aaij *et al.*, *Measurement of CP observables in  $B^\pm \rightarrow D^{(*)}K^\pm$  and  $B^\pm \rightarrow D^{(*)}\pi^\pm$  decays*, Phys. Lett. **B777** (2018) 16, [arXiv:1708.06370](#).
- [776] BABAR collaboration, B. Aubert *et al.*, *Measurement of the ratio  $B(B^- \rightarrow D^{*0}K^-)/B(B^- \rightarrow D^{*0}\pi^-)$  and of the CP asymmetry of  $B^- \rightarrow D_{CP^+}^{*0}K^-$  decays*, Phys. Rev. **D71** (2005) 031102, [arXiv:hep-ex/0411091](#).
- [777] BABAR collaboration, B. Aubert *et al.*, *Dalitz Plot Analysis of  $B^- \rightarrow D^+ \pi^- \pi^-$* , Phys. Rev. **D79** (2009) 112004, [arXiv:0901.1291](#).
- [778] Belle collaboration, K. Abe *et al.*, *Study of  $B^- \rightarrow D^{*0}\pi^- (D^{*0} \rightarrow D^{(*)+}\pi^-)$  decays*, Phys. Rev. **D69** (2004) 112002, [arXiv:hep-ex/0307021](#).
- [779] BABAR collaboration, B. Aubert *et al.*, *Study of the decays  $B^- \rightarrow D^{(*)} + \pi^- \pi^-$* , [arXiv:hep-ex/0308026](#).
- [780] LHCb collaboration, R. Aaij *et al.*, *Observation of the  $B^+ \rightarrow D^{*-}K^+\pi^+$  decay*, Phys. Rev. **D96** (2017) 011101, [arXiv:1704.07581](#).

- [781] BABAR collaboration, B. Aubert *et al.*, *Measurement of the  $B^- \rightarrow D^0 K^{*-}$  branching fraction*, Phys. Rev. **D73** (2006) 111104, [arXiv:hep-ex/0604017](#).
- [782] BABAR collaboration, B. Aubert *et al.*, *Measurement of the branching fraction and polarization for the decay  $B^- \rightarrow D^{0*} K^{*-}$* , Phys. Rev. Lett. **92** (2004) 141801, [arXiv:hep-ex/0308057](#).
- [783] LHCb collaboration, R. Aaij *et al.*, *First observation and amplitude analysis of the  $B^- \rightarrow D^+ K^- \pi^-$  decay*, Phys. Rev. **D91** (2015) 092002, [arXiv:1503.02995](#), Erratum *ibid.* **D93**, 119901, (2016).
- [784] BABAR collaboration, P. del Amo Sanchez *et al.*, *Search for  $B^+ \rightarrow D^+ K^0$  and  $B^+ \rightarrow D^+ K^{*0}$  decays*, Phys. Rev. **D82** (2010) 092006, [arXiv:1005.0068](#).
- [785] LHCb collaboration, R. Aaij *et al.*, *First observation of the rare  $B^+ \rightarrow D^+ K^+ \pi^-$  decay*, Phys. Rev. **D93** (2016) 051101, [arXiv:1512.02494](#), [Erratum: Phys. Rev. **D93**, no.11, 119902 (2016)].
- [786] BABAR collaboration, B. Aubert *et al.*, *Search for the rare decays  $B^+ \rightarrow D^{(*)+} K_S^0$* , Phys. Rev. **D72** (2005) 011102, [arXiv:hep-ex/0505099](#).
- [787] Belle collaboration, M. Iwabuchi *et al.*, *Search for  $B^+ \rightarrow D^{*+} \pi^0$  decay*, Phys. Rev. Lett. **101** (2008) 041601, [arXiv:0804.0831](#).
- [788] Belle collaboration, J. Wiechczynski *et al.*, *Measurement of  $B \rightarrow D_s^{(*)} K \pi$  branching fractions*, Phys. Rev. **D80** (2009) 052005, [arXiv:0903.4956](#).
- [789] BABAR collaboration, B. Aubert *et al.*, *Evidence for the Rare Decay  $B^+ \rightarrow D_s^+ \pi^0$* , Phys. Rev. Lett. **98** (2007) 171801, [arXiv:hep-ex/0611030](#).
- [790] LHCb collaboration, R. Aaij *et al.*, *First observation of  $B^+ \rightarrow D_s^+ K^+ K^-$  decays and a search for  $B^+ \rightarrow D_s^+ \phi$  decays*, JHEP **01** (2018) 131, [arXiv:1711.05637](#).
- [791] BABAR collaboration, B. Aubert *et al.*, *Search for rare quark-annihilation decays,  $B^- \rightarrow D_s^{(*)-} \phi$* , Phys. Rev. **D73** (2006) 011103, [arXiv:hep-ex/0512028](#).
- [792] Belle collaboration, P. Chen *et al.*, *Observation of  $B^- \rightarrow \bar{p} \Lambda D^0$  at Belle*, Phys. Rev. **D84** (2011) 071501, [arXiv:1108.4271](#).
- [793] BELLE collaboration, O. Seon *et al.*, *Search for Lepton-number-violating  $B^+ \rightarrow D^- l^+ l'^+$  Decays*, Phys. Rev. D **84** (2011) 071106, [arXiv:1107.0642](#).
- [794] LHCb collaboration, R. Aaij *et al.*, *Search for  $B_c^+$  decays to two charm mesons*, [arXiv:1712.04702](#).
- [795] Belle collaboration, G. Majumder *et al.*, *Evidence for  $B^0 \rightarrow D^+ D^-$  and observation of  $B^- \rightarrow D^0 D^-$  and  $B^- \rightarrow D^0 D^{*-}$  decays*, Phys. Rev. Lett. **95** (2005) 041803, [arXiv:hep-ex/0502038](#).
- [796] Belle collaboration, J. Brodzicka *et al.*, *Observation of a new  $D_{sJ}$  meson in  $B^+ \rightarrow \bar{D}^0 D^0 K^+$  decays*, Phys. Rev. Lett. **100** (2008) 092001, [arXiv:0707.3491](#).
- [797] Belle collaboration, K. Abe *et al.*, *Observation of  $B^+ \rightarrow \psi(3770) K^+$* , Phys. Rev. Lett. **93** (2004) 051803, [arXiv:hep-ex/0307061](#).
- [798] Belle collaboration, C.-H. Wu *et al.*, *Study of  $J/\psi \rightarrow p \bar{p}, \Lambda \bar{\Lambda}$  and observation of  $\eta_c \rightarrow \Lambda \bar{\Lambda}$  at Belle*, Phys. Rev. Lett. **97** (2006) 162003, [arXiv:hep-ex/0606022](#).

- [799] BaBar collaboration, B. Aubert *et al.*, *Measurement of the  $B^+ \rightarrow p\bar{p}K^+$  branching fraction and study of the decay dynamics*, Phys. Rev. D **72** (2005) 051101, [arXiv:hep-ex/0507012](#).
- [800] BABAR collaboration, B. Aubert *et al.*, *Study of  $B^\pm \rightarrow J/\psi\pi^\pm$  and  $B^\pm \rightarrow J/\psi K^\pm$  decays: Measurement of the ratio of branching fractions and search for direct CP violation*, Phys. Rev. Lett. **92** (2004) 241802, [arXiv:hep-ex/0401035](#).
- [801] Belle collaboration, K. Abe *et al.*, *Observation of  $B^+ \rightarrow \chi_{c0}K^+$* , Phys. Rev. Lett. **88** (2002) 031802, [arXiv:hep-ex/0111069](#).
- [802] CDF collaboration, F. Abe *et al.*, *Measurement of the branching fraction  $B(B_u^+ \rightarrow J/\psi\pi^+)$  and search for  $B_c^+ \rightarrow J/\psi\pi^+$* , Phys. Rev. Lett. **77** (1996) 5176.
- [803] CDF collaboration, A. Abulencia, *Measurement of the Ratio of Branching Fractions  $B(B^+ \rightarrow J/\psi\pi^+)/B(B^+ \rightarrow J/\psi K^+)$* , Phys. Rev. **D79** (2009) 112003, [arXiv:0905.2146](#).
- [804] CMS collaboration, V. Khachatryan *et al.*, *Measurement of the ratio of the production cross sections times branching fractions of  $B_c^\pm \rightarrow J/\psi\pi^\pm$  and  $B^\pm \rightarrow J/\psi K^\pm$  and  $\mathcal{B}(B_c^\pm \rightarrow J/\psi\pi^\pm\pi^\pm\pi^\mp)/\mathcal{B}(B_c^\pm \rightarrow J/\psi\pi^\pm)$  in  $pp$  collisions at  $\sqrt{s} = 7$  TeV*, JHEP **01** (2015) 063, [arXiv:1410.5729](#).
- [805] D0 collaboration, V. M. Abazov *et al.*, *Relative rates of  $B$  meson decays into  $\psi_{2S}$  and  $J/\psi$  mesons*, Phys. Rev. **D79** (2009) 111102, [arXiv:0805.2576](#).
- [806] LHCb collaboration, R. Aaij *et al.*, *Measurements of  $B_c^+$  production and mass with the  $B_c^+ \rightarrow J/\psi\pi^+$  decay*, Phys. Rev. Lett. **109** (2012) 232001, [arXiv:1209.5634](#).
- [807] LHCb collaboration, R. Aaij *et al.*, *Measurements of the branching fractions of  $B^+ \rightarrow p\bar{p}K^+$  decays*, Eur. Phys. J. C **73** (2013) 2462, [arXiv:1303.7133](#).
- [808] LHCb collaboration, R. Aaij *et al.*, *Measurement of  $B_c^+$  production in proton-proton collisions at  $\sqrt{s} = 8$  TeV*, Phys. Rev. Lett. **114** (2015) 132001, [arXiv:1411.2943](#).
- [809] Belle collaboration, K. Abe *et al.*, *Measurements of branching fractions and decay amplitudes in  $B \rightarrow J/\psi K^*$  decays*, Phys. Lett. **B538** (2002) 11, [arXiv:hep-ex/0205021](#).
- [810] Belle collaboration, H. Guler *et al.*, *Study of the  $K^+\pi^+\pi^-$  Final State in  $B^+ \rightarrow J/\psi K^+\pi^+\pi^-$  and  $B^+ \rightarrow \psi' K^+\pi^+\pi^-$* , Phys. Rev. **D83** (2011) 032005, [arXiv:1009.5256](#).
- [811] BABAR collaboration, B. Aubert *et al.*, *Study of the  $B \rightarrow J/\psi K^-\pi^+\pi^-$  decay and measurement of the  $B \rightarrow X(3872)K^-$  branching fraction*, Phys. Rev. **D71** (2005) 071103, [arXiv:hep-ex/0406022](#).
- [812] CDF collaboration, D. Acosta *et al.*, *Branching ratio measurements of exclusive  $B^+$  decays to charmonium with the Collider Detector at Fermilab*, Phys. Rev. **D66** (2002) 052005.
- [813] D0 collaboration, V. M. Abazov *et al.*, *Search for the  $X(4140)$  state in  $B^+ \rightarrow J/\psi\phi K^+$  decays with the D0 detector*, Phys. Rev. **D89** (2014) 012004, [arXiv:1309.6580](#).
- [814] LHCb collaboration, R. Aaij *et al.*, *Observation of  $J/\psi\phi$  structures consistent with exotic states from amplitude analysis of  $B^+ \rightarrow J/\psi\phi K^+$  decays*, Phys. Rev. Lett. **118** (2017) 022003, [arXiv:1606.07895](#).
- [815] CMS collaboration, V. Khachatryan *et al.*, *Observation of the decay  $B^+ \rightarrow \psi(2S)\phi(1020)K^+$  in  $pp$  collisions at  $\sqrt{s} = 8$  TeV*, Phys. Lett. **B764** (2017) 66, [arXiv:1607.02638](#).

- [816] Belle collaboration, A. Vinokurova *et al.*, *Study of  $B^\pm \rightarrow K^\pm(K_S K \pi)^0$  Decay and Determination of  $\eta_c$  and  $\eta_c(2S)$  Parameters*, Phys. Lett. **B706** (2011) 139, [arXiv:1105.0978](#).
- [817] Belle collaboration, F. Fang *et al.*, *Search for the  $h_c$  meson in  $B^\pm \rightarrow h_c K^\pm$* , Phys. Rev. **D74** (2006) 012007, [arXiv:hep-ex/0605007](#).
- [818] Belle collaboration, R. Kumar *et al.*, *Observation of  $B^\pm \rightarrow \chi_{c1} \pi^\pm$  and Search for Direct CP Violation*, Phys. Rev. **D74** (2006) 051103, [arXiv:hep-ex/0607008](#).
- [819] LHCb collaboration, R. Aaij *et al.*, *Measurements of the branching fractions and CP asymmetries of  $B^+ \rightarrow J/\psi \pi^+$  and  $B^+ \rightarrow \psi(2S) \pi^+$  decays*, Phys. Rev. **D85** (2012) 091105, [arXiv:1203.3592](#).
- [820] LHCb collaboration, R. Aaij *et al.*, *Measurement of the branching fraction and CP asymmetry in  $B^+ \rightarrow J/\psi \rho^+$  decays*, Submitted to: Eur. Phys. J. (2018) [arXiv:1812.07041](#).
- [821] BABAR collaboration, B. Aubert *et al.*, *An amplitude analysis of the decay  $B^\pm \rightarrow \pi^\pm \pi^\pm \pi^\mp$* , Phys. Rev. **D72** (2005) 052002, [arXiv:hep-ex/0507025](#).
- [822] D0 collaboration, V. M. Abazov *et al.*, *Measurement of direct CP violation parameters in  $B^\pm \rightarrow J/\psi K^\pm$  and  $B^\pm \rightarrow J/\psi \pi^\pm$  decays with  $10.4 \text{ fb}^{-1}$  of Tevatron data*, Phys. Rev. Lett. **110** (2013) 241801, [arXiv:1304.1655](#).
- [823] Belle collaboration, Y. B. Li *et al.*, *Observation of  $\Xi_c(2930)^0$  and updated measurement of  $B^- \rightarrow K^- \Lambda_c^+ \bar{\Lambda}_c^-$  at Belle*, Eur. Phys. J. **C78** (2018) 252, [arXiv:1712.03612](#).
- [824] BABAR collaboration, J. P. Lees *et al.*, *Study of the baryonic B decay  $B^- \rightarrow \Sigma_c^{++} \bar{p} \pi^- \pi^-$* , Phys. Rev. **D86** (2012) 091102, [arXiv:1208.3086](#).
- [825] BABAR collaboration, B. Aubert *et al.*, *Search for  $B^+ \rightarrow X(3872) K^+$ ,  $X_{3872} \rightarrow J/\psi \gamma$* , Phys. Rev. **D74** (2006) 071101, [arXiv:hep-ex/0607050](#).
- [826] BABAR collaboration, B. Aubert *et al.*, *Study of  $J/\psi \pi^+ \pi^-$  states produced in  $B^0 \rightarrow J/\psi \pi^+ \pi^- K^0$  and  $B^- \rightarrow J/\psi \pi^+ \pi^- K^-$* , Phys. Rev. **D73** (2006) 011101, [arXiv:hep-ex/0507090](#).
- [827] Belle collaboration, T. Aushev *et al.*, *Study of the  $B \rightarrow X(3872)(D^{*0} \bar{D}^0) K$  decay*, Phys. Rev. **D81** (2010) 031103, [arXiv:0810.0358](#).
- [828] Belle collaboration, K. Abe *et al.*, *Observation of a near-threshold  $\omega J/\psi$  mass enhancement in exclusive  $B \rightarrow K \omega J/\psi$  decays*, Phys. Rev. Lett. **94** (2005) 182002, [arXiv:hep-ex/0408126](#).
- [829] LHCb collaboration, R. Aaij *et al.*, *Measurements of the branching fractions of the decays  $B_s^0 \rightarrow D_s^\mp K^\pm$  and  $B_s^0 \rightarrow D_s^\mp \pi^\pm$* , JHEP **1206** (2012) 115, [arXiv:1204.1237](#).
- [830] CDF collaboration, T. Aaltonen *et al.*, *First observation of  $\bar{B}_s^0 \rightarrow D_s^\pm K^\mp$  and measurement of the ratio of branching fractions  $B(\bar{B}_s^0 \rightarrow D_s^\pm K^\mp) / B(\bar{B}_s^0 \rightarrow D_s^\pm \pi^\mp)$* , Phys. Rev. Lett. **103** (2009) 191802, [arXiv:0809.0080](#).
- [831] Belle collaboration, R. Louvot *et al.*, *Observation of  $B_s^0 \rightarrow D_s^{*-} \pi^+$ ,  $B_s^0 \rightarrow D_s^{(*)-} \rho^+$  Decays and Measurement of  $B_s^0 \rightarrow D_s^{*-} \rho^+$  Polarization*, Phys. Rev. Lett. **104** (2010) 231801, [arXiv:1003.5312](#).
- [832] LHCb collaboration, R. Aaij *et al.*, *First observation and measurement of the branching fraction for the decay  $B_s^0 \rightarrow D_s^{*\mp} K^\pm$* , JHEP **06** (2015) 130, [arXiv:1503.09086](#).

- [833] LHCb collaboration, R. Aaij *et al.*, *Observation of  $B_s^0 \rightarrow \bar{D}^0 K_S^0$  and evidence for  $B_s^0 \rightarrow \bar{D}^{*0} K_S^0$  decays*, Phys. Rev. Lett. **116** (2016) 161802, [arXiv:1603.02408](#).
- [834] LHCb collaboration, R. Aaij *et al.*, *Search for the decay  $B_s^0 \rightarrow D^{*\mp} \pi^\pm$* , Phys. Rev. **D87** (2013) 071101, [arXiv:1302.6446](#).
- [835] LHCb collaboration, R. Aaij *et al.*, *Search for the decay  $B_s^0 \rightarrow \bar{D}^0 f_0(980)$* , JHEP **08** (2015) 005, [arXiv:1505.01654](#).
- [836] LHCb collaboration, R. Aaij *et al.*, *Measurement of the  $B_s^0 \rightarrow D_s^{(*)+} D_s^{(*)-}$  branching fractions*, Phys. Rev. **D93** (2016) 092008, [arXiv:1602.07543](#).
- [837] LHCb collaboration, R. Aaij *et al.*, *Amplitude analysis and the branching fraction measurement of  $\bar{B}_s^0 \rightarrow J/\psi K^+ K^-$* , Phys. Rev. **D87** (2013) 072004, [arXiv:1302.1213](#).
- [838] Belle collaboration, F. Thorne *et al.*, *Measurement of the decays  $B_s^0 \rightarrow J/\psi \phi(1020)$ ,  $B_s^0 \rightarrow J/\psi f_2'(1525)$  and  $B_s^0 \rightarrow J/\psi K^+ K^-$  at Belle*, Phys. Rev. **D88** (2013) 114006, [arXiv:1309.0704](#).
- [839] CDF collaboration, A. Abulencia *et al.*, *Observation of  $B_s^0 \rightarrow \psi(2S) \phi$  and measurement of ratio of branching fractions  $B(B_s^0 \rightarrow \psi(2S) \phi)/B(B_s^0 \rightarrow J/\psi \phi)$* , Phys. Rev. Lett. **96** (2006) 231801, [arXiv:hep-ex/0602005](#).
- [840] CMS collaboration, V. Khachatryan *et al.*, *Measurement of the ratio  $\mathcal{B}(B_s^0 \rightarrow J/\psi f_0(980))/\mathcal{B}(B_s^0 \rightarrow J/\psi \phi(1020))$  in  $pp$  collisions at  $\sqrt{s} = 7$  TeV*, Phys. Lett. **B756** (2016) 84, [arXiv:1501.06089](#).
- [841] D0 collaboration, V. M. Abazov *et al.*, *Measurement of the relative branching ratio of  $B_s^0$  to  $J/\psi f_0(980) \rightarrow B_s^0 \rightarrow J/\psi \phi$* , Phys. Rev. **D85** (2012) 011103, [arXiv:1110.4272](#).
- [842] D0 collaboration, V. M. Abazov *et al.*, *Study of the decay  $B_s^0 \rightarrow J/\psi f_2'(1525)$  in  $\mu^+ \mu^- K^+ K^-$  final states*, Phys. Rev. **D86** (2012) 092011, [arXiv:1204.5723](#).
- [843] LHCb collaboration, R. Aaij *et al.*, *Observation of  $B_s \rightarrow J/\psi f_2'(1525)$  in  $J/\psi K^+ K^-$  final states*, Phys. Rev. Lett. **108** (2012) 151801, [arXiv:1112.4695](#).
- [844] LHCb collaboration, R. Aaij *et al.*, *First observation of  $B_s^0 \rightarrow J/\psi f_0(980)$  decays*, Phys. Lett. **B698** (2011) 115, [arXiv:1102.0206](#).
- [845] LHCb collaboration, R. Aaij *et al.*, *Observation of the  $B_s^0 \rightarrow J/\psi \phi \phi$  decay*, JHEP **03** (2016) 040, [arXiv:1601.05284](#).
- [846] Belle collaboration, J. Li *et al.*, *First observation of  $B_s^0 \rightarrow J/\psi \eta$  and  $B_s^0 \rightarrow J/\psi \eta'$* , Phys. Rev. Lett. **108** (2012) 181808, [arXiv:1202.0103](#).
- [847] CDF collaboration, T. Aaltonen *et al.*, *Observation of  $B_s^0 \rightarrow J/\psi K^{*0}(892)$  and  $B_s^0 \rightarrow J/\psi K_S^0$  Decays*, Phys. Rev. **D83** (2011) 052012, [arXiv:1102.1961](#).
- [848] LHCb collaboration, R. Aaij *et al.*, *Measurement of resonant and CP components in  $\bar{B}_s^0 \rightarrow J/\psi \pi^+ \pi^-$  decays*, Phys. Rev. **D89** (2014) 092006, [arXiv:1402.6248](#).
- [849] LHCb collaboration, R. Aaij *et al.*, *Observation of the decay  $\Lambda_b^0 \rightarrow \psi(2S) p \pi^-$* , JHEP **08** (2018) 131, [arXiv:1806.08084](#).

- [850] Belle collaboration, E. Solovieva *et al.*, *Evidence for  $\bar{B}_s^0 \rightarrow \Lambda_c^+ \bar{\Lambda} \pi^-$* , Phys. Lett. **B726** (2013) 206, [arXiv:1304.6931](#).
- [851] LHCb collaboration, R. Aaij *et al.*, *Observation of  $B_c^+ \rightarrow D^0 K^+$  decays*, Phys. Rev. Lett. **118** (2017) 111803, [arXiv:1701.01856](#).
- [852] LHCb collaboration, R. Aaij *et al.*, *Study of  $B_c^+$  decays to the  $K^+ K^- \pi^+$  final state and evidence for the decay  $B_c^+ \rightarrow \chi_{c0} \pi^+$* , Phys. Rev. D **94** (2016) 091102, [arXiv:1607.06134](#).
- [853] LHCb collaboration, R. Aaij *et al.*, *Observation of  $B_c^+ \rightarrow J/\psi D_s^+$  and  $B_c^+ \rightarrow J/\psi D_s^{*+}$  decays*, Phys. Rev. **D87** (2013) 112012, [arXiv:1304.4530](#).
- [854] ATLAS collaboration, G. Aad *et al.*, *Study of the  $B_c^+ \rightarrow J/\psi D_s^+$  and  $B_c^+ \rightarrow J/\psi D_s^{*+}$  decays with the ATLAS detector*, Eur. Phys. J. **C76** (2016) 4, [arXiv:1507.07099](#).
- [855] LHCb collaboration, R. Aaij *et al.*, *First observation of the decay  $B_c^+ \rightarrow J/\psi \pi^+ \pi^- \pi^+$* , Phys. Rev. Lett. **108** (2012) 251802, [arXiv:1204.0079](#).
- [856] LHCb collaboration, R. Aaij *et al.*, *Observation of  $B_c^+ \rightarrow J/\psi D^{(*)} K^{(*)}$  decays*, Phys. Rev. **D95** (2017) 032005, [arXiv:1612.07421](#).
- [857] LHCb collaboration, R. Aaij *et al.*, *First observation of the decay  $B_c^+ \rightarrow J/\psi K^+$* , JHEP **1309** (2013) 075, [arXiv:1306.6723](#).
- [858] LHCb collaboration, R. Aaij *et al.*, *Observation of the decay  $B_c \rightarrow J/\psi K^+ K^- \pi^+$* , JHEP **1311** (2013) 094, [arXiv:1309.0587](#).
- [859] LHCb collaboration, R. Aaij *et al.*, *Measurement of the branching fraction ratio  $\mathcal{B}(B_c^+ \rightarrow \psi(2S) \pi^+)/\mathcal{B}(B_c^+ \rightarrow J/\psi \pi^+)$* , [arXiv:1507.03516](#).
- [860] LHCb collaboration, R. Aaij *et al.*, *Observation of the Decay  $B_c^+ \rightarrow B_s^0 \pi^+$* , Phys. Rev. Lett. **111** (2013) 181801, [arXiv:1308.4544](#).
- [861] LHCb collaboration, R. Aaij *et al.*, *Studies of beauty baryon decays to  $D^0 p h^-$  and  $\Lambda_c^+ h^-$  final states*, Phys. Rev. **D89** (2014) 032001, [arXiv:1311.4823](#).
- [862] LHCb collaboration, R. Aaij *et al.*, *Study of the production of  $\Lambda_b^0$  and  $\bar{B}^0$  hadrons in  $pp$  collisions and first measurement of the  $\Lambda_b^0 \rightarrow J/\psi p K^-$  branching fraction*, Chin. Phys. **C40** (2016) 011001, [arXiv:1509.00292](#).
- [863] LHCb collaboration, R. Aaij *et al.*, *Observation of the  $\Lambda_b^0 \rightarrow J/\psi p \pi^-$  decay*, JHEP **07** (2014) 103, [arXiv:1406.0755](#).
- [864] LHCb collaboration, R. Aaij *et al.*, *Observation of  $\Lambda_b^0 \rightarrow \psi(2S) p K^-$  and  $\Lambda_b^0 \rightarrow J/\psi \pi^+ \pi^- p K^-$  decays and a measurement of the  $\Lambda_b^0$  baryon mass*, JHEP **05** (2016) 132, [arXiv:1603.06961](#).
- [865] LHCb collaboration, R. Aaij *et al.*, *Evidence for exotic hadron contributions to  $\Lambda_b^0 \rightarrow J/\psi p \pi^-$  decays*, Phys. Rev. Lett. **117** (2016) 082003, [arXiv:1606.06999](#), [Addendum: Phys.Rev.Lett. 117, 109902 (2016), Addendum: Phys.Rev.Lett. 118, 119901 (2017)].
- [866] LHCb collaboration, R. Aaij *et al.*, *Observation of the decays  $\Lambda_b^0 \rightarrow \chi_{c1} p K^-$  and  $\Lambda_b^0 \rightarrow \chi_{c2} p K^-$* , Phys. Rev. Lett. **119** (2017) 062001, [arXiv:1704.07900](#).
- [867] CDF collaboration, F. Abe *et al.*, *Observation of  $\Lambda_b^0 \rightarrow J/\psi \Lambda$  at the Fermilab proton antiproton collider*, Phys. Rev. **D55** (1997) 1142.

- [868] ATLAS collaboration, G. Aad *et al.*, *Measurement of the branching ratio  $\Gamma(\Lambda_b^0 \rightarrow \psi(2S)\Lambda^0)/\Gamma(\Lambda_b^0 \rightarrow J/\psi\Lambda^0)$  with the ATLAS detector*, Phys. Lett. **B751** (2015) 63, [arXiv:1507.08202](#).
- [869] CDF collaboration, T. Aaltonen *et al.*, *Observation of the  $\Omega_b^-$  Baryon and Measurement of the Properties of the  $\Xi_b^-$  and  $\Omega_b^-$  Baryons*, Phys. Rev. **D80** (2009) 072003, [arXiv:0905.3123](#).
- [870] LHCb collaboration, R. Aaij *et al.*, *Measurement of the ratio of branching fractions of the decays  $\Lambda_b^0 \rightarrow \psi(2S)\Lambda$  and  $\Lambda_b^0 \rightarrow J/\psi\Lambda$* , [arXiv:1902.02092](#).
- [871] D0 collaboration, V. M. Abazov *et al.*, *Measurement of the production fraction times branching fraction  $f(b \rightarrow \Lambda_b) \cdot \mathcal{B}(\Lambda_b \rightarrow J/\psi\Lambda)$* , Phys. Rev. **D84** (2011) 031102, [arXiv:1105.0690](#).
- [872] CMS collaboration, A. M. Sirunyan *et al.*, *Measurement of the  $\Lambda_b$  polarization and angular parameters in  $\Lambda_b \rightarrow J/\psi\Lambda$  decays from  $pp$  collisions at  $\sqrt{s} = 7$  and 8 TeV*, Phys. Rev. **D97** (2018) 072010, [arXiv:1802.04867](#).
- [873] ATLAS collaboration, G. Aad *et al.*, *Measurement of the parity-violating asymmetry parameter  $\alpha_b$  and the helicity amplitudes for the decay  $\Lambda_b^0 \rightarrow J/\psi + \Lambda^0$  with the ATLAS detector*, Phys. Rev. **D89** (2014) 092009, [arXiv:1404.1071](#).
- [874] LHCb collaboration, R. Aaij *et al.*, *Measurements of the  $\Lambda_b^0 \rightarrow J/\psi\Lambda$  decay amplitudes and the  $\Lambda_b^0$  polarisation in  $pp$  collisions at  $\sqrt{s} = 7$  TeV*, Phys. Lett. **B724** (2013) 27, [arXiv:1302.5578](#).
- [875] LHCb collaboration, R. Aaij *et al.*, *Study of the kinematic dependences of  $\Lambda_b^0$  production in  $pp$  collisions and a measurement of the  $\Lambda_b^0 \rightarrow \Lambda_c^+ \pi^-$  branching fraction*, JHEP **08** (2014) 143, [arXiv:1405.6842](#).
- [876] CDF collaboration, T. Aaltonen *et al.*, *Measurement of the branching fraction  $\mathcal{B}(\Lambda_b^0 \rightarrow \Lambda_c^+ \pi^- \pi^+ \pi^-)$  at CDF*, Phys. Rev. **D85** (2012) 032003, [arXiv:1112.3334](#).
- [877] LHCb collaboration, R. Aaij *et al.*, *Observation of the decay  $\Lambda_b^0 \rightarrow \Lambda_c^+ p \bar{p} \pi^-$* , Phys. Lett. **B784** (2018) 101, [arXiv:1804.09617](#).
- [878] LHCb collaboration, R. Aaij *et al.*, *Evidence for the strangeness-changing weak decay  $\Xi_b^- \rightarrow \Lambda_b^0 \pi^-$* , [arXiv:1510.03829](#).
- [879] LHCb collaboration, R. Aaij *et al.*, *Study of the  $D^0 p$  amplitude in  $\Lambda_b^0 \rightarrow D^0 p \pi^-$  decays*, JHEP **05** (2017) 030, [arXiv:1701.07873](#).
- [880] *HFLAV rare B decays web page*, <https://hflav.web.cern.ch/content/rare-b-decays>.
- [881] Belle collaboration, Y.-T. Duh *et al.*, *Measurements of branching fractions and direct CP asymmetries for  $B\bar{B}K\pi$ ,  $B\bar{B}\pi\pi$  and  $B\bar{B}KK$  decays*, Phys. Rev. D **87** (2013) 031103, [arXiv:1210.1348](#).
- [882] Belle-II collaboration, F. Abudinén *et al.*, *Measurements of branching fractions and direct CP asymmetries in  $B^0 \rightarrow K^+ \pi^-$ ,  $B^+ \rightarrow K_S^0 \pi^+$  and  $B^0 \rightarrow \pi^+ \pi^-$  using 2019 and 2020 data*, [arXiv:2106.03766](#).
- [883] CLEO collaboration, A. Bornheim *et al.*, *Measurements of charmless hadronic two body B meson decays and the ratio  $B(B \rightarrow DK)/B(B \rightarrow D\pi)$* , Phys. Rev. D **68** (2003) 052002, [arXiv:hep-ex/0302026](#), [Erratum: Phys.Rev.D 75, 119907 (2007)].

- 7132 [884] LHCb collaboration, R. Aaij *et al.*, *Branching fraction and CP asymmetry of the decays*  
7133  $B^+ \rightarrow K_S^0 \pi^+$  and  $B^+ \rightarrow K_S^0 K^+$ , Phys. Lett. B **726** (2013) 646, [arXiv:1308.1277](#).
- 7134 [885] BaBar collaboration, B. Aubert *et al.*, *Study of  $B^0 \rightarrow \pi^0 \pi^0$ ,  $B^\pm \rightarrow \pi^\pm \pi^0$ , and  $B^\pm \rightarrow K^\pm \pi^0$*   
7135 *Decays, and Isospin Analysis of  $B \rightarrow \pi\pi$  Decays*, Phys. Rev. D **76** (2007) 091102,  
7136 [arXiv:0707.2798](#).
- 7137 [886] Belle-II collaboration, F. Abudinén *et al.*, *Measurements of branching fractions and direct*  
7138 *CP-violating asymmetries in  $B^+ \rightarrow K^+ \pi^0$  and  $\pi^+ \pi^0$  decays using 2019 and 2020 Belle II*  
7139 *data*, [arXiv:2105.04111](#).
- 7140 [887] BaBar collaboration, B. Aubert *et al.*, *B meson decays to charmless meson pairs containing  $\eta$*   
7141 *or  $\eta'$  mesons*, Phys. Rev. D **80** (2009) 112002, [arXiv:0907.1743](#).
- 7142 [888] Belle collaboration, J. Schumann *et al.*, *Evidence for  $B \rightarrow \eta' \pi$  and improved measurements for*  
7143  *$B \rightarrow \eta' K$* , Phys. Rev. Lett. **97** (2006) 061802, [arXiv:hep-ex/0603001](#).
- 7144 [889] Belle-II collaboration, F. Abudinén *et al.*, *Measurement of the branching fractions of  $B \rightarrow \eta' K$*   
7145 *decays using 2019/2020 Belle II data*, [arXiv:2104.06224](#).
- 7146 [890] Belle collaboration, I. Adachi *et al.*, *Search for resonant  $B^\pm \rightarrow K^\pm h \rightarrow K^\pm \gamma\gamma$  Decays at*  
7147 *Belle*, Phys. Lett. B **662** (2008) 323, [arXiv:hep-ex/0608037](#).
- 7148 [891] CLEO collaboration, S. J. Richichi *et al.*, *Two-body B meson decays to  $\eta$  and  $\eta'$ : Observation*  
7149 *of  $B \rightarrow \eta K^*$* , Phys. Rev. Lett. **85** (2000) 520, [arXiv:hep-ex/9912059](#).
- 7150 [892] LHCb collaboration, R. Aaij *et al.*, *Observation of the  $B_s^0 \rightarrow \eta' \eta'$  decay*, Phys. Rev. Lett. **115**  
7151 (2015) 051801, [arXiv:1503.07483](#).
- 7152 [893] BaBar collaboration, P. del Amo Sanchez *et al.*, *B-meson decays to  $\eta' \rho$ ,  $\eta' f_0$ , and  $\eta' K^*$* , Phys.  
7153 Rev. D **82** (2010) 011502, [arXiv:1004.0240](#).
- 7154 [894] Belle collaboration, J. Schumann *et al.*, *Search for B decays into  $\eta' \rho$ ,  $\eta' K^*$ ,  $\eta' \varphi$ ,  $\eta' \omega$  and*  
7155  *$\eta' \eta'^-$  at Belle*, Phys. Rev. D **75** (2007) 092002, [arXiv:hep-ex/0701046](#).
- 7156 [895] Belle collaboration, C. T. Hoi *et al.*, *Evidence for direct CP violation in  $B^\pm \rightarrow \eta h^\pm$  and*  
7157 *observation of  $B^0 \rightarrow \eta K^0$* , Phys. Rev. Lett. **108** (2012) 031801, [arXiv:1110.2000](#).
- 7158 [896] BaBar collaboration, B. Aubert *et al.*, *Measurement of branching fractions and charge*  
7159 *asymmetries in B decays to an  $\eta$  meson and a  $K^*$  meson*, Phys. Rev. Lett. **97** (2006) 201802,  
7160 [arXiv:hep-ex/0608005](#).
- 7161 [897] Belle collaboration, C. H. Wang *et al.*, *Measurement of charmless B Decays to  $\eta K^*$  and  $\eta \rho$ ,*  
7162 *Phys. Rev. D **75** (2007) 092005*, [arXiv:hep-ex/0701057](#).
- 7163 [898] BaBar collaboration, B. Aubert *et al.*, *Study of B Meson Decays with Excited  $\eta$  and  $\eta'$*   
7164 *Mesons*, Phys. Rev. Lett. **101** (2008) 091801, [arXiv:0804.0411](#).
- 7165 [899] BaBar collaboration, B. Aubert *et al.*, *Branching fraction and CP-violation charge asymmetry*  
7166 *measurements for B-meson decays to  $\eta K^\pm$ ,  $\eta \pi^{+-}$ ,  $\eta' K$ ,  $\eta' \pi^\pm$ ,  $\omega K$ , and  $\omega \eta^\pm$* , Phys.  
7167 Rev. D **76** (2007) 031103, [arXiv:0706.3893](#).
- 7168 [900] CLEO collaboration, C. P. Jessop *et al.*, *Study of charmless hadronic B meson decays to*  
7169 *pseudoscalar vector final states*, Phys. Rev. Lett. **85** (2000) 2881, [arXiv:hep-ex/0006008](#).



- [901] BaBar collaboration, B. Aubert *et al.*, *Observation of  $B$  Meson Decays to  $\omega K^*$  and Improved Measurements for  $\omega \rho$  and  $\omega f_0$* , Phys. Rev. D **79** (2009) 052005, [arXiv:0901.3703](#).
- [902] BaBar collaboration, B. Aubert *et al.*, *Search for  $B$ -meson decays to two-body final states with  $a_0(980)$  mesons*, Phys. Rev. D **70** (2004) 111102, [arXiv:hep-ex/0407013](#).
- [903] BaBar collaboration, J. P. Lees *et al.*, *Evidence for  $CP$  violation in  $B^+ \rightarrow K^*(892)^+\pi^0$  from a Dalitz plot analysis of  $B^+ \rightarrow K_S^0 \pi^+ \pi^0$  decays*, Phys. Rev. D **96** (2017) 072001, [arXiv:1501.00705](#).
- [904] BaBar collaboration, J. P. Lees *et al.*, *Observation of the rare decay  $B^+ \rightarrow K^+ \pi^0 \pi^0$  and measurement of the quasi-two body contributions  $B^+ \rightarrow K^*(892)^+ \pi^0$ ,  $B^+ \rightarrow f_0(980) K^+$  and  $B^+ \rightarrow \chi_{c0} K^+$* , Phys. Rev. D **84** (2011) 092007, [arXiv:1109.0143](#).
- [905] LHCb collaboration, R. Aaij *et al.*, *Measurement of the relative branching fractions of  $B^+ \rightarrow h^+ h'^+ h'^-$  decays*, Phys. Rev. D **102** (2020) 112010, [arXiv:2010.11802](#).
- [906] LHCb collaboration, R. Aaij *et al.*, *Search for the suppressed decays  $B^+ \rightarrow K^+ K^+ \pi^-$  and  $B^+ \rightarrow \pi^+ \pi^+ K^-$* , Phys. Lett. B **765** (2017) 307, [arXiv:1608.01478](#).
- [907] BaBar collaboration, B. Aubert *et al.*, *Search for the highly suppressed decays  $B^- \rightarrow K^+ \pi^- \pi^-$  and  $B^- \rightarrow K^- K^- \pi^+$* , Phys. Rev. D **78** (2008) 091102, [arXiv:0808.0900](#).
- [908] Belle collaboration, A. Garmash *et al.*, *Study of  $B$  meson decays to three body charmless hadronic final states*, Phys. Rev. D **69** (2004) 012001, [arXiv:hep-ex/0307082](#).
- [909] CLEO collaboration, T. Bergfeld *et al.*, *A search for nonresonant  $B^+ \rightarrow h^+ h^- h^+$  decays*, Phys. Rev. Lett. **77** (1996) 4503.
- [910] CLEO collaboration, E. Eckhart *et al.*, *Observation of  $B \rightarrow K_S^0 \pi^+ \pi^-$  and evidence for  $B \rightarrow K^{\pm} \pi^{\mp}$* , Phys. Rev. Lett. **89** (2002) 251801, [arXiv:hep-ex/0206024](#).
- [911] BaBar collaboration, B. Aubert *et al.*, *Branching fraction measurements of charged  $B$  decays to  $K^{*+} K^+ K^-$ ,  $K^{*+} \pi^+ K^-$ ,  $K^{*+} K^+ \pi^-$  and  $K^{*+} \pi^+ \pi^-$  final states*, Phys. Rev. D **74** (2006) 051104, [arXiv:hep-ex/0607113](#).
- [912] BaBar collaboration, P. del Amo Sanchez *et al.*, *Measurements of branching fractions, polarizations, and direct  $CP$ -violation asymmetries in  $B^+ \rightarrow \rho^0 K^{*+}$  and  $B^+ \rightarrow f^0(980) K^{*+}$  decays*, Phys. Rev. D **83** (2011) 051101, [arXiv:1012.4044](#).
- [913] BaBar collaboration, B. Aubert *et al.*, *Observation of  $B^+ \rightarrow a(1)^+(1260) K^0$  and  $B^0 \rightarrow a(1)^-(1260) K^+$* , Phys. Rev. Lett. **100** (2008) 051803, [arXiv:0709.4165](#).
- [914] BaBar collaboration, B. Aubert *et al.*, *Measurements of branching fractions, polarizations, and direct  $CP$ -violation asymmetries in  $B \rightarrow \rho K^*$  and  $B \rightarrow f_0(980) K^*$  decays*, Phys. Rev. Lett. **97** (2006) 201801, [arXiv:hep-ex/0607057](#).
- [915] Belle collaboration, J. Zhang *et al.*, *Measurements of branching fractions and polarization in  $B \rightarrow K^* \rho$  decays*, Phys. Rev. Lett. **95** (2005) 141801, [arXiv:hep-ex/0408102](#).
- [916] ARGUS collaboration, H. Albrecht *et al.*, *Search for  $b \rightarrow s$  gluon in  $B$  meson decays*, Phys. Lett. B **254** (1991) 288.
- [917] BaBar collaboration, B. Aubert *et al.*, *Observation of  $B^+ \rightarrow b(1)^+ K^0$  and search for  $B$ -meson decays to  $b(1)^0 K^0$  and  $b(1) \pi^0$* , Phys. Rev. D **78** (2008) 011104, [arXiv:0805.1217](#).

- [918] BaBar collaboration, B. Aubert *et al.*, *Observation of  $B$ -meson decays to  $b(1)\pi$  and  $b(1)K$* , Phys. Rev. Lett. **99** (2007) 241803, [arXiv:0707.4561](#).
- [919] BaBar collaboration, B. Aubert *et al.*, *Search for  $B$ -meson decays to  $b(1)\rho$  and  $b(1)K^*$* , Phys. Rev. D **80** (2009) 051101, [arXiv:0907.3485](#).
- [920] Belle collaboration, J. Zhang *et al.*, *Measurements of branching fraction and polarization in  $B^+ \rightarrow \rho^+ K^{*0}$  decay*, [arXiv:hep-ex/0505039](#).
- [921] Belle collaboration, A. B. Kaliyar *et al.*, *Measurements of branching fraction and direct  $CP$  asymmetry in  $B^\pm \rightarrow K_S^0 K_S^0 K^\pm$  and a search for  $B^\pm \rightarrow K_S^0 K_S^0 \pi^\pm$* , Phys. Rev. D **99** (2019) 031102, [arXiv:1812.10221](#).
- [922] BaBar collaboration, B. Aubert *et al.*, *Search for the decay  $B^+ \rightarrow K_S^0 K_S^0 \pi^+$* , Phys. Rev. D **79** (2009) 051101, [arXiv:0811.1979](#).
- [923] Belle collaboration, C.-L. Hsu *et al.*, *Measurement of branching fraction and direct  $CP$  asymmetry in charmless  $B^+ \rightarrow K^+ K^- \pi^+$  decays at Belle*, Phys. Rev. D **96** (2017) 031101, [arXiv:1705.02640](#).
- [924] BaBar collaboration, B. Aubert *et al.*, *Observation of the decay  $B^+ \rightarrow K^+ K^- \pi^+$* , Phys. Rev. Lett. **99** (2007) 221801, [arXiv:0708.0376](#).
- [925] LHCb collaboration, R. Aaij *et al.*, *Amplitude analysis of  $B^\pm \rightarrow \pi^\pm K^+ K^-$  decays*, Phys. Rev. Lett. **123** (2019) 231802, [arXiv:1905.09244](#).
- [926] BaBar collaboration, B. Aubert *et al.*, *Search for the decay  $B^+ \rightarrow \bar{K}^{*0}(892) K^+$* , Phys. Rev. D **76** (2007) 071103, [arXiv:0706.1059](#).
- [927] Belle collaboration, M.-Z. Wang *et al.*, *Study of the baryon-antibaryon low-mass enhancements in charmless three-body baryonic  $B$  decays*, Phys. Lett. B **617** (2005) 141, [arXiv:hep-ex/0503047](#).
- [928] Belle collaboration, Y. M. Goh *et al.*, *Search for the decay  $B^+ \rightarrow \bar{K}^{*0} K^{*+}$  at Belle*, Phys. Rev. D **91** (2015) 071101, [arXiv:1502.00381](#).
- [929] BaBar collaboration, B. Aubert *et al.*, *Evidence for  $B^+ \rightarrow \bar{K}^{*0} K^{*+}$* , Phys. Rev. D **79** (2009) 051102, [arXiv:0901.1223](#).
- [930] Belle-II collaboration, F. Abudinén *et al.*, *Measurements of branching fractions and  $CP$ -violating charge asymmetries in charmless  $B$  decays reconstructed in 2019–2020 Belle II data*, [arXiv:2009.09452](#).
- [931] Belle-II collaboration, F. Abudinén *et al.*, *Rediscovery of  $B \rightarrow \phi K^{(*)}$  decays and measurement of the longitudinal polarization fraction  $f_L$  in  $B \rightarrow \phi K^*$  decays using the Summer 2020 Belle II dataset*, [arXiv:2008.03873](#).
- [932] CDF collaboration, D. Acosta *et al.*, *First evidence for  $B_s^0 \rightarrow \phi\phi$  decay and measurements of branching ratio and  $A_{CP}$  for  $B^+ \rightarrow \phi K^+$* , Phys. Rev. Lett. **95** (2005) 031801, [arXiv:hep-ex/0502044](#).
- [933] CLEO collaboration, R. A. Briere *et al.*, *Observation of  $B \rightarrow \phi K$  and  $B \rightarrow \phi K^*$* , Phys. Rev. Lett. **86** (2001) 3718, [arXiv:hep-ex/0101032](#).

- 7247 [934] BaBar collaboration, B. Aubert *et al.*, *Amplitude Analysis of the  $B^\pm \rightarrow \phi K^*(892)^\pm$  Decay*,  
7248 Phys. Rev. Lett. **99** (2007) 201802, [arXiv:0705.1798](#).
- 7249 [935] Belle collaboration, K. F. Chen *et al.*, *Measurement of branching fractions and polarization in*  
7250  *$B \rightarrow \phi K^{(*)}$  decays*, Phys. Rev. Lett. **91** (2003) 201801, [arXiv:hep-ex/0307014](#).
- 7251 [936] BaBar collaboration, B. Aubert *et al.*, *Observation and Polarization Measurements of*  
7252  *$B^\pm \rightarrow \phi K_1^\pm$  and  $B^\pm \rightarrow \phi K_2^{*\pm}$* , Phys. Rev. Lett. **101** (2008) 161801, [arXiv:0806.4419](#).
- 7253 [937] BaBar collaboration, P. del Amo Sanchez *et al.*, *Search for  $B^+$  meson decay to*  
7254  *$a_1^+(1260)K^{*0}(892)$* , Phys. Rev. D **82** (2010) 091101, [arXiv:1007.2732](#).
- 7255 [938] BaBar collaboration, J. P. Lees *et al.*, *Measurements of branching fractions and  $CP$*   
7256 *asymmetries and studies of angular distributions for  $B \rightarrow \phi \phi K$  decays*, Phys. Rev. D **84**  
7257 (2011) 012001, [arXiv:1105.5159](#).
- 7258 [939] Belle collaboration, H.-C. Huang *et al.*, *Evidence for  $B \rightarrow \phi \phi K$* , Phys. Rev. Lett. **91** (2003)  
7259 241802, [arXiv:hep-ex/0305068](#).
- 7260 [940] BaBar collaboration, B. Aubert *et al.*, *Search for  $B$  meson decays to  $\eta'\eta'K$* , Phys. Rev. D **74**  
7261 (2006) 031105, [arXiv:hep-ex/0605008](#).
- 7262 [941] Belle collaboration, C. Liu *et al.*, *Search for the  $X(1812)$  in  $B^\pm \rightarrow K^\pm \omega \phi$* , Phys. Rev. D **79**  
7263 (2009) 071102, [arXiv:0902.4757](#).
- 7264 [942] CLEO collaboration, R. Ammar *et al.*, *Search for the familon via  $B^\pm \rightarrow \pi^\pm X_0$ ,  $B^\pm \rightarrow K^\pm X_0$ ,*  
7265 *and  $B^0 \rightarrow K_S^0 X_0$  decays*, Phys. Rev. Lett. **87** (2001) 271801, [arXiv:hep-ex/0106038](#).
- 7266 [943] BaBar collaboration, B. Aubert *et al.*, *Dalitz plot analysis of  $B^\pm \rightarrow \pi^\pm \pi^\pm \pi^\mp$  decays*, Phys.  
7267 Rev. D **79** (2009) 072006, [arXiv:0902.2051](#).
- 7268 [944] LHCb collaboration, R. Aaij *et al.*, *Observation of Several Sources of  $CP$  Violation in*  
7269  *$B^+ \rightarrow \pi^+ \pi^+ \pi^-$  Decays*, Phys. Rev. Lett. **124** (2020) 031801, [arXiv:1909.05211](#).
- 7270 [945] Belle collaboration, A. Gordon *et al.*, *Study of  $B \rightarrow \rho \pi$  decays at BELLE*, Phys. Lett. B **542**  
7271 (2002) 183, [arXiv:hep-ex/0207007](#).
- 7272 [946] LHCb collaboration, R. Aaij *et al.*, *Amplitude analysis of the  $B^+ \rightarrow \pi^+ \pi^+ \pi^-$  decay*, Phys.  
7273 Rev. D **101** (2020) 012006, [arXiv:1909.05212](#).
- 7274 [947] ARGUS collaboration, H. Albrecht *et al.*, *Search for hadronic  $b \rightarrow u$  decays*, Phys. Lett. B **241**  
7275 (1990) 278.
- 7276 [948] BaBar collaboration, B. Aubert *et al.*, *Measurement of the  $B^\pm \rightarrow \rho^\pm \pi^0$  Branching Fraction*  
7277 *and Direct  $CP$  Asymmetry*, Phys. Rev. D **75** (2007) 091103, [arXiv:hep-ex/0701035](#).
- 7278 [949] Belle collaboration, J. Zhang *et al.*, *Measurement of branching fraction and  $CP$  asymmetry in*  
7279  *$B^+ \rightarrow \rho^+ \pi^0$* , Phys. Rev. Lett. **94** (2005) 031801, [arXiv:hep-ex/0406006](#).
- 7280 [950] Belle collaboration, J. Zhang *et al.*, *Observation of  $B^+ \rightarrow \rho^+ \rho^0$* , Phys. Rev. Lett. **91** (2003)  
7281 221801, [arXiv:hep-ex/0306007](#).
- 7282 [951] BaBar collaboration, B. Aubert *et al.*, *Evidence for charged  $B$  meson decays to  $a^\pm(1)(1260)\pi^0$*   
7283 *and  $a^0(1)(1260)\pi^\pm$* , Phys. Rev. Lett. **99** (2007) 261801, [arXiv:0708.0050](#).

- 7284 [952] Belle collaboration, C.-M. Jen *et al.*, *Improved measurements of branching fractions and CP*  
7285 *partial rate asymmetries for  $B \rightarrow \omega K$  and  $B \rightarrow \omega \pi$* , Phys. Rev. D **74** (2006) 111101,  
7286 [arXiv:hep-ex/0609022](#).
- 7287 [953] BaBar collaboration, B. Aubert *et al.*, *Observation of  $B^+ \rightarrow \eta \rho^+$  and search for  $B^0$  decays to*  
7288  *$\eta' \eta$ ,  $\eta \pi^0$ ,  $\eta' \pi^0$ , and  $\omega \pi^0$* , Phys. Rev. D **78** (2008) 011107, [arXiv:0804.2422](#).
- 7289 [954] BaBar collaboration, B. Aubert *et al.*, *Search for  $B^+ \rightarrow \phi \pi^+$  and  $B^0 \rightarrow \phi \pi^0$  Decays*, Phys.  
7290 Rev. D **74** (2006) 011102, [arXiv:hep-ex/0605037](#).
- 7291 [955] Belle collaboration, J. H. Kim *et al.*, *Search for  $B \rightarrow \phi \pi$  decays*, Phys. Rev. D **86** (2012)  
7292 031101, [arXiv:1206.4760](#).
- 7293 [956] BaBar collaboration, B. Aubert *et al.*, *Searches for  $B$  meson decays to  $\phi \phi$ ,  $\phi \rho$ ,  $\phi f_0(980)$ , and*  
7294  *$f_0(980) f_0(980)$  final states*, Phys. Rev. Lett. **101** (2008) 201801, [arXiv:0807.3935](#).
- 7295 [957] CLEO collaboration, D. Bortoletto *et al.*, *A Search for  $b \rightarrow u$  Transitions in Exclusive*  
7296 *Hadronic  $B$  Meson Decays*, Phys. Rev. Lett. **62** (1989) 2436.
- 7297 [958] BaBar collaboration, B. Aubert *et al.*, *Improved Measurements of the Branching Fractions for*  
7298  *$B^0 \rightarrow \pi^+ \pi^-$  and  $B^0 \rightarrow K^+ \pi^-$ , and a Search for  $B^0 \rightarrow K^+ K^-$* , Phys. Rev. D **75** (2007)  
7299 012008, [arXiv:hep-ex/0608003](#).
- 7300 [959] CDF collaboration, T. Aaltonen *et al.*, *Observation of New Charmless Decays of Bottom*  
7301 *Hadrons*, Phys. Rev. Lett. **103** (2009) 031801, [arXiv:0812.4271](#).
- 7302 [960] CDF collaboration, T. Aaltonen *et al.*, *Evidence for the charmless annihilation decay mode*  
7303  *$B_s^0 \rightarrow \pi^+ \pi^-$* , Phys. Rev. Lett. **108** (2012) 211803, [arXiv:1111.0485](#).
- 7304 [961] CDF collaboration, T. Aaltonen *et al.*, *Measurements of Direct CP Violating Asymmetries in*  
7305 *Charmless Decays of Strange Bottom Mesons and Bottom Baryons*, Phys. Rev. Lett. **106**  
7306 (2011) 181802, [arXiv:1103.5762](#).
- 7307 [962] LHCb collaboration, R. Aaij *et al.*, *Measurement of  $b$ -hadron branching fractions for two-body*  
7308 *decays into charmless charged hadrons*, JHEP **10** (2012) 037, [arXiv:1206.2794](#).
- 7309 [963] LHCb collaboration, R. Aaij *et al.*, *Observation of the annihilation decay mode  $B^0 \rightarrow K^+ K^-$ ,*  
7310 *Phys. Rev. Lett. **118** (2017) 081801, [arXiv:1610.08288](#).*
- 7311 [964] LHCb collaboration, R. Aaij *et al.*, *Search for the  $\Lambda_b^0 \rightarrow \Lambda \eta'$  and  $\Lambda_b^0 \rightarrow \Lambda \eta$  decays with the*  
7312 *LHCb detector*, JHEP **09** (2015) 006, [arXiv:1505.03295](#).
- 7313 [965] Belle collaboration, S. Sato *et al.*, *Observation of the decay  $B^0 \rightarrow \eta' K^*(892)^0$* , Phys. Rev. D  
7314 **90** (2014) 072009, [arXiv:1408.6343](#).
- 7315 [966] Belle collaboration, P. Goldenzweig *et al.*, *Evidence for Neutral  $B$  Meson Decays to  $\omega K^{*0}$ ,*  
7316 *Phys. Rev. Lett. **101** (2008) 231801, [arXiv:0807.4271](#).*
- 7317 [967] BaBar collaboration, B. Aubert *et al.*, *Search for Neutral  $B$ -Meson Decays to  $a_0 \pi$ ,  $a_0 K$ ,  $\eta \rho^0$ ,*  
7318 *and  $\eta \phi$* , Phys. Rev. D **75** (2007) 111102, [arXiv:hep-ex/0703038](#).
- 7319 [968] BaBar collaboration, J. P. Lees *et al.*, *Amplitude Analysis of  $B^0 \rightarrow K^+ \pi^- \pi^0$  and Evidence of*  
7320 *Direct CP Violation in  $B \rightarrow K^* \pi$  decays*, Phys. Rev. D **83** (2011) 112010, [arXiv:1105.0125](#).

- 7321 [969] Belle collaboration, P. Chang *et al.*, *Observation of the decays  $B^0 \rightarrow K^+ \pi^- \pi^0$  and*  
7322  *$B^0 \rightarrow \rho^- K^+$* , Phys. Lett. B **599** (2004) 148, [arXiv:hep-ex/0406075](#).
- 7323 [970] BaBar collaboration, B. Aubert *et al.*, *Dalitz Plot Analysis of the Decay  $B^0(\bar{B}^0) \rightarrow K^\pm \pi^\mp \pi^0$ ,*  
7324 *Phys. Rev. D* **78** (2008) 052005, [arXiv:0711.4417](#).
- 7325 [971] Belle collaboration, A. Garmash *et al.*, *Dalitz Analysis of Three-body Charmless*  
7326  *$B^0 \rightarrow K^0 \pi^+ \pi^-$  Decay*, Phys. Rev. D **75** (2007) 012006, [arXiv:hep-ex/0610081](#).
- 7327 [972] LHCb collaboration, R. Aaij *et al.*, *Searches for  $\Lambda_b^0$  and  $\Xi_b^0$  decays to  $K_S^0 p \pi^-$  and  $K_S^0 p K^-$*   
7328 *final states with first observation of the  $\Lambda_b^0 \rightarrow K_S^0 p \pi^-$  decay*, JHEP **04** (2014) 087,  
7329 [arXiv:1402.0770](#).
- 7330 [973] LHCb collaboration, R. Aaij *et al.*, *First observation of the decay  $B_s^0 \rightarrow K_S^0 K^{*0}(892)$  at LHCb,*  
7331 *JHEP* **01** (2016) 012, [arXiv:1506.08634](#).
- 7332 [974] LHCb collaboration, R. Aaij *et al.*, *Updated branching fraction measurements of*  
7333  *$B_{(s)}^0 \rightarrow K_S^0 h^+ h'^-$  decays*, JHEP **11** (2017) 027, [arXiv:1707.01665](#).
- 7334 [975] LHCb collaboration, R. Aaij *et al.*, *Amplitude analysis of the decay  $\bar{B}^0 \rightarrow K_S^0 \pi^+ \pi^-$  and first*  
7335 *observation of the CP asymmetry in  $\bar{B}^0 \rightarrow K^*(892)^- \pi^+$* , Phys. Rev. Lett. **120** (2018) 261801,  
7336 [arXiv:1712.09320](#).
- 7337 [976] LHCb collaboration, R. Aaij *et al.*, *Observation of  $B_s^0 \rightarrow K^{*\pm} K^\mp$  and evidence for*  
7338  *$B_s^0 \rightarrow K^{*-} \pi^+$  decays*, New J. Phys. **16** (2014) 123001, [arXiv:1407.7704](#).
- 7339 [977] DELPHI collaboration, W. Adam *et al.*, *Study of rare b decays with the DELPHI detector at*  
7340 *LEP*, Z. Phys. C **72** (1996) 207.
- 7341 [978] Belle collaboration, S.-H. Kyeong *et al.*, *Measurements of Charmless Hadronic  $b \rightarrow s$  Penguin*  
7342 *Decays in the  $\pi^+ \pi^- K^+ \pi^-$  Final State and Observation of  $B^0 \rightarrow \rho^0 K^+ \pi^-$* , Phys. Rev. D **80**  
7343 (2009) 051103, [arXiv:0905.0763](#).
- 7344 [979] BaBar collaboration, B. Aubert *et al.*, *Measurements of the Branching Fractions of  $B^0 \rightarrow K^{*0}$*   
7345  *$K^+ K^-$ ,  $B^0 \rightarrow K^{*0} \pi^+ K^-$ ,  $B^0 \rightarrow K^{*0} K^+ \pi^-$ , and  $B^0 \rightarrow K^{*0} \pi^+ \pi^-$* , Phys. Rev. D **76** (2007)  
7346 071104, [arXiv:0708.2543](#).
- 7347 [980] BaBar collaboration, J. P. Lees *et al.*,  *$B^0$  meson decays to  $\rho^0 K^{*0}$ ,  $f_0 K^{*0}$ , and  $\rho^- K^{*+}$ ,*  
7348 *including higher  $K^*$  resonances*, Phys. Rev. D **85** (2012) 072005, [arXiv:1112.3896](#).
- 7349 [981] Belle collaboration, Y. T. Lai *et al.*, *Measurement of branching fraction and final-state*  
7350 *asymmetry for the  $\bar{B}^0 \rightarrow K_S^0 K^\mp \pi^\pm$  decay*, Phys. Rev. D **100** (2019) 011101,  
7351 [arXiv:1904.06835](#).
- 7352 [982] BaBar collaboration, P. del Amo Sanchez *et al.*, *Observation of the Rare Decay*  
7353  *$B^0 \rightarrow K_S^0 K^\pm \pi^\mp$* , Phys. Rev. D **82** (2010) 031101, [arXiv:1003.0640](#).
- 7354 [983] BaBar collaboration, B. Aubert *et al.*, *Search for the decay of a  $B^0$  or  $\bar{B}^0$  meson to  $\bar{K}^{*0} K^0$  or*  
7355  *$K^{*0} \bar{K}^0$* , Phys. Rev. D **74** (2006) 072008, [arXiv:hep-ex/0606050](#).
- 7356 [984] Belle collaboration, V. Gaur *et al.*, *Evidence for the decay  $B^0 \rightarrow K^+ K^- \pi^0$* , Phys. Rev. D **87**  
7357 (2013) 091101, [arXiv:1304.5312](#).

- [985] BaBar collaboration, B. Aubert *et al.*, *Search for  $B^0$  Meson Decays to  $\pi^0 K_S^0 K_S^0$ ,  $\eta K_S^0 K_S^0$ , and  $\eta' K_S^0 K_S^0$* , Phys. Rev. D **80** (2009) 011101, [arXiv:0905.0868](#).
- [986] LHCb collaboration, R. Aaij *et al.*, *Observation of the  $\Lambda_b^0 \rightarrow \Lambda \phi$  decay*, Phys. Lett. B **759** (2016) 282, [arXiv:1603.02870](#).
- [987] LHCb collaboration, R. Aaij *et al.*, *Measurement of the branching fraction of the decay  $B_s^0 \rightarrow K_S^0 K_S^0$* , Phys. Rev. D **102** (2020) 012011, [arXiv:2002.08229](#).
- [988] BaBar collaboration, B. Aubert *et al.*, *Search for the decay  $B^0 \rightarrow K_s^0 K_s^0 K_L^0$* , Phys. Rev. D **74** (2006) 032005, [arXiv:hep-ex/0606031](#).
- [989] Belle collaboration, M. Prim *et al.*, *Angular analysis of  $B^0 \rightarrow \phi K^*$  decays and search for CP violation at Belle*, Phys. Rev. D **88** (2013) 072004, [arXiv:1308.1830](#).
- [990] LHCb collaboration, R. Aaij *et al.*, *First observation of the decay  $B_s^0 \rightarrow \phi \bar{K}^{*0}$* , JHEP **11** (2013) 092, [arXiv:1306.2239](#).
- [991] LHCb collaboration, R. Aaij *et al.*, *Measurement of the  $B_s^0 \rightarrow \phi \phi$  branching fraction and search for the decay  $B^0 \rightarrow \phi \phi$* , JHEP **10** (2015) 053, [arXiv:1508.00788](#).
- [992] LHCb collaboration, R. Aaij *et al.*, *Measurement of CP asymmetries and polarisation fractions in  $B_s^0 \rightarrow K^{*0} \bar{K}^{*0}$  decays*, JHEP **07** (2015) 166, [arXiv:1503.05362](#).
- [993] Belle collaboration, C.-C. Chiang *et al.*, *Search for  $B^0 \rightarrow K^{*0} \bar{K}^{*0}$ ,  $B^0 \rightarrow K^{*0} K^{*0}$  and  $B^0 \rightarrow K^+ \pi^- K^\mp \pi^\pm$  Decays*, Phys. Rev. D **81** (2010) 071101, [arXiv:1001.4595](#).
- [994] LHCb collaboration, R. Aaij *et al.*, *Amplitude analysis of the  $B_{(s)}^0 \rightarrow K^{*0} \bar{K}^{*0}$  decays and measurement of the branching fraction of the  $B^0 \rightarrow K^{*0} \bar{K}^{*0}$  decay*, JHEP **07** (2019) 032, [arXiv:1905.06662](#).
- [995] BaBar collaboration, B. Aubert *et al.*, *Observation of  $B^0 \rightarrow K^{*0} \bar{K}^{*0}$  and search for  $B^0 \rightarrow K^{*0} K^{*0}$* , Phys. Rev. Lett. **100** (2008) 081801, [arXiv:0708.2248](#).
- [996] BaBar collaboration, B. Aubert *et al.*, *Search for  $B^0 \rightarrow K^{*+} K^{*-}$* , Phys. Rev. D **78** (2008) 051103, [arXiv:0806.4467](#).
- [997] BaBar collaboration, B. Aubert *et al.*, *Search for  $B^0 \rightarrow \phi(K + \pi^-)$  decays with large  $K^+ \pi^-$  invariant mass*, Phys. Rev. D **76** (2007) 051103, [arXiv:0705.0398](#).
- [998] Belle collaboration, B. Pal *et al.*, *Evidence for the decay  $B^0 \rightarrow \eta \pi^0$* , Phys. Rev. D **92** (2015) 011101, [arXiv:1504.00957](#).
- [999] BaBar collaboration, J. P. Lees *et al.*, *Evidence for the decay  $B^0 \rightarrow \omega \omega$  and search for  $B^0 \rightarrow \omega \phi$* , Phys. Rev. D **89** (2014) 051101, [arXiv:1312.0056](#).
- [1000] LHCb collaboration, R. Aaij *et al.*, *Observation of the decay  $B_s^0 \rightarrow \phi \pi^+ \pi^-$  and evidence for  $B^0 \rightarrow \phi \pi^+ \pi^-$* , Phys. Rev. D **95** (2017) 012006, [arXiv:1610.05187](#).
- [1001] LHCb collaboration, R. Aaij *et al.*, *Measurement of CP violation in the  $B_s^0 \rightarrow \phi \phi$  decay and search for the  $B^0 \rightarrow \phi \phi$  decay*, [arXiv:1907.10003](#).
- [1002] BaBar collaboration, B. Aubert *et al.*, *Measurement of branching fractions and charge asymmetries in  $B^\pm \rightarrow \rho^\pm \pi^0$  and  $B^\pm \rightarrow \rho^0 \pi^\pm$  decays, and search for  $B^0 \rightarrow \rho^0 \pi^0$* , Phys. Rev. Lett. **93** (2004) 051802, [arXiv:hep-ex/0311049](#).

- 7396 [1003] BaBar collaboration, B. Aubert *et al.*, *Observation of  $B^0$  Meson Decay to  $a_1^\pm(1260)\pi^\mp$* , Phys.  
7397 Rev. Lett. **97** (2006) 051802, [arXiv:hep-ex/0603050](#).
- 7398 [1004] BaBar collaboration, B. Aubert *et al.*, *Search for the decay  $B^0 \rightarrow a_1^\pm \rho^\pm$* , Phys. Rev. D **74**  
7399 (2006) 031104, [arXiv:hep-ex/0605024](#).
- 7400 [1005] BaBar collaboration, B. Aubert *et al.*, *Observation and Polarization Measurement of*  
7401  *$B^0 \rightarrow a_1(1260)^+ a_1(1260)^- \text{ Decay}$* , Phys. Rev. D **80** (2009) 092007, [arXiv:0907.1776](#).
- 7402 [1006] LHCb collaboration, R. Aaij *et al.*, *Study of the rare  $B_s^0$  and  $B^0$  decays into the  $\pi^+\pi^-\mu^+\mu^-$*   
7403 *final state*, Phys. Lett. B **743** (2015) 46, [arXiv:1412.6433](#).
- 7404 [1007] Belle collaboration, J. T. Wei *et al.*, *Study of  $B^+ \rightarrow p\bar{p}K^+$  and  $B^+ \rightarrow p\bar{p}\pi^+$* , Phys. Lett. B  
7405 **659** (2008) 80, [arXiv:0706.4167](#).
- 7406 [1008] LHCb collaboration, R. Aaij *et al.*, *Evidence for CP Violation in  $B^+ \rightarrow p\bar{p}K^+$  Decays*, Phys.  
7407 Rev. Lett. **113** (2014) 141801, [arXiv:1407.5907](#).
- 7408 [1009] Belle collaboration, K. Chu *et al.*, *Study of  $B \rightarrow p\bar{p}\pi\pi$* , Phys. Rev. D **101** (2020) 052012,  
7409 [arXiv:1912.05999](#).
- 7410 [1010] ARGUS collaboration, H. Albrecht *et al.*, *Observation of the Charmless B Meson Decays*,  
7411 Phys. Lett. B **209** (1988) 119.
- 7412 [1011] Belle collaboration, J. H. Chen *et al.*, *Observation of  $B^0 \rightarrow p\bar{p}K^{*0}$  with a large  $K^{*0}$*   
7413 *polarization*, Phys. Rev. Lett. **100** (2008) 251801, [arXiv:0802.0336](#).
- 7414 [1012] LHCb collaboration, R. Aaij *et al.*, *Evidence for the two-body charmless baryonic decay*  
7415  *$B^+ \rightarrow p\bar{\Lambda}$* , JHEP **04** (2017) 162, [arXiv:1611.07805](#).
- 7416 [1013] Belle collaboration, Y.-T. Tsai *et al.*, *Search for  $B^0 \rightarrow p\bar{p}$ ,  $\Lambda\bar{\Lambda}$  and  $B^+ \rightarrow p\bar{\Lambda}$  at Belle*, Phys.  
7417 Rev. D **75** (2007) 111101, [arXiv:hep-ex/0703048](#).
- 7418 [1014] Belle collaboration, M.-Z. Wang *et al.*, *Study of  $B^+ \rightarrow p\bar{\Lambda}\gamma$ ,  $p\bar{\Lambda}\pi^0$  and  $B^0 \rightarrow p\bar{\Lambda}\pi^-$* , Phys.  
7419 Rev. D **76** (2007) 052004, [arXiv:0704.2672](#).
- 7420 [1015] Belle collaboration, P. Chen *et al.*, *Observation of  $B^+ \rightarrow p\bar{\Lambda}\pi^+\pi^-$  at Belle*, Phys. Rev. D **80**  
7421 (2009) 111103, [arXiv:0910.5817](#).
- 7422 [1016] Belle collaboration, P.-C. Lu *et al.*, *Observation of  $B^+ \rightarrow p\bar{\Lambda}K^+K^-$  and  $B^+ \rightarrow \bar{p}\Lambda K^+K^+$* ,  
7423 Phys. Rev. D **99** (2019) 032003, [arXiv:1807.10503](#).
- 7424 [1017] LHCb collaboration, R. Aaij *et al.*, *First Observation of the Rare Purely Baryonic Decay*  
7425  *$B^0 \rightarrow p\bar{p}$* , Phys. Rev. Lett. **119** (2017) 232001, [arXiv:1709.01156](#).
- 7426 [1018] BaBar collaboration, B. Aubert *et al.*, *Search for the decay  $B^0 \rightarrow p\bar{p}$* , Phys. Rev. D **69** (2004)  
7427 091503, [arXiv:hep-ex/0403003](#).
- 7428 [1019] LHCb collaboration, R. Aaij *et al.*, *Observation of charmless baryonic decays  $B_{(s)}^0 \rightarrow p\bar{p}h^+h'^-$* ,  
7429 Phys. Rev. D **96** (2017) 051103, [arXiv:1704.08497](#).
- 7430 [1020] Belle collaboration, B. Pal *et al.*, *Evidence for the decay  $B^0 \rightarrow p\bar{p}\pi^0$* , Phys. Rev. D **99** (2019)  
7431 091104, [arXiv:1904.05713](#).
- 7432 [1021] BaBar collaboration, J. P. Lees *et al.*, *Search for the decay mode  $B^0 \rightarrow pp\bar{p}\bar{p}$* , Phys. Rev. D **98**  
7433 (2018) 071102, [arXiv:1803.10378](#).

- 7434 [1022] BaBar collaboration, B. Aubert *et al.*, *Measurement of the Branching Fraction and  $\bar{\Lambda}$*   
7435 *Polarization in  $B^0 \rightarrow \bar{\Lambda} p \pi^-$* , Phys. Rev. D **79** (2009) 112009, [arXiv:0904.4724](#).
- 7436 [1023] Belle collaboration, M. Z. Wang *et al.*, *Observation of  $B^0 \rightarrow p \bar{\Lambda} \pi^-$* , Phys. Rev. Lett. **90** (2003)  
7437 201802, [arXiv:hep-ex/0302024](#).
- 7438 [1024] LHCb collaboration, R. Aaij *et al.*, *Measurement of the differential branching fraction of the*  
7439 *decay  $\Lambda_b^0 \rightarrow \Lambda \mu^+ \mu^-$* , Phys. Lett. B **725** (2013) 25, [arXiv:1306.2577](#).
- 7440 [1025] CDF collaboration, T. Aaltonen *et al.*, *Observation of the Baryonic Flavor-Changing Neutral*  
7441 *Current Decay  $\Lambda_b \rightarrow \Lambda \mu^+ \mu^-$* , Phys. Rev. Lett. **107** (2011) 201802, [arXiv:1107.3753](#).
- 7442 [1026] LHCb collaboration, R. Aaij *et al.*, *Observation of the suppressed decay  $\Lambda_b^0 \rightarrow p \pi^- \mu^+ \mu^-$* ,  
7443 JHEP **04** (2017) 029, [arXiv:1701.08705](#).
- 7444 [1027] LHCb collaboration, R. Aaij *et al.*, *Test of lepton universality with  $\Lambda_b^0 \rightarrow p K^- \ell^+ \ell^-$  decays*,  
7445 JHEP **05** (2020) 040, [arXiv:1912.08139](#).
- 7446 [1028] LHCb collaboration, R. Aaij *et al.*, *First Observation of the Radiative Decay  $\Lambda_b^0 \rightarrow \Lambda \gamma$* , Phys.  
7447 Rev. Lett. **123** (2019) 031801, [arXiv:1904.06697](#).
- 7448 [1029] LHCb collaboration, R. Aaij *et al.*, *Observations of  $\Lambda_b^0 \rightarrow \Lambda K^+ \pi^-$  and  $\Lambda_b^0 \rightarrow \Lambda K^+ K^-$  decays*  
7449 *and searches for other  $\Lambda_b^0$  and  $\Xi_b^0$  decays to  $\Lambda h^+ h'^-$  final states*, JHEP **05** (2016) 081,  
7450 [arXiv:1603.00413](#).
- 7451 [1030] LHCb collaboration, R. Aaij *et al.*, *Measurement of branching fractions of charmless four-body*  
7452  *$\Lambda_b^0$  and  $\Xi_b^0$  decays*, JHEP **02** (2018) 098, [arXiv:1711.05490](#).
- 7453 [1031] LHCb collaboration, R. Aaij *et al.*, *Differential branching fraction and angular analysis of*  
7454  *$\Lambda_b^0 \rightarrow \Lambda \mu^+ \mu^-$  decays*, JHEP **06** (2015) 115, [arXiv:1503.07138](#), [Erratum: JHEP 09, 145  
7455 (2018)].
- 7456 [1032] LHCb collaboration, R. Aaij *et al.*, *Observation of the decay  $\Xi_b^- \rightarrow p K^- K^-$* , Phys. Rev. Lett.  
7457 **118** (2017) 071801, [arXiv:1612.02244](#).
- 7458 [1033] LHCb collaboration, R. Aaij *et al.*, *Angular moments of the decay  $\Lambda_b^0 \rightarrow \Lambda \mu^+ \mu^-$  at low*  
7459 *hadronic recoil*, JHEP **09** (2018) 146, [arXiv:1808.00264](#).
- 7460 [1034] LHCb collaboration, R. Aaij *et al.*, *Search for baryon-number-violating  $\Xi_b^0$  oscillations*,  
7461 [arXiv:1708.05808](#).
- 7462 [1035] Belle collaboration, C.-C. Peng *et al.*, *Search for  $B_s^0 \rightarrow hh$  Decays at the  $\Upsilon(5S)$  Resonance*,  
7463 Phys. Rev. D **82** (2010) 072007, [arXiv:1006.5115](#).
- 7464 [1036] L3 collaboration, M. Acciarri *et al.*, *Search for neutral charmless  $B$  decays at LEP*, Phys. Lett.  
7465 B **363** (1995) 127.
- 7466 [1037] SLD collaboration, K. Abe *et al.*, *Search for charmless hadronic decays of  $B$  mesons with the*  
7467 *SLD detector*, Phys. Rev. D **62** (2000) 071101, [arXiv:hep-ex/9910050](#).
- 7468 [1038] LHCb collaboration, R. Aaij *et al.*, *Search for the  $B_s^0 \rightarrow \eta' \phi$  decay*, JHEP **05** (2017) 158,  
7469 [arXiv:1612.08110](#).
- 7470 [1039] CDF collaboration, T. Aaltonen *et al.*, *Measurement of Polarization and Search for*  
7471 *CP-Violation in  $B_s^0 \rightarrow \phi \phi$  Decays*, Phys. Rev. Lett. **107** (2011) 261802, [arXiv:1107.4999](#).



- 7472 [1040] Belle collaboration, B. Pal *et al.*, *Observation of the decay  $B_s^0 \rightarrow K^0 \bar{K}^0$* , Phys. Rev. Lett. **116**  
7473 (2016) 161801, [arXiv:1512.02145](#).
- 7474 [1041] LHCb collaboration, R. Aaij *et al.*, *Amplitude analysis of  $B_s^0 \rightarrow K_S^0 K^\pm \pi^\mp$  decays*, JHEP **06**  
7475 (2019) 114, [arXiv:1902.07955](#).
- 7476 [1042] LHCb collaboration, R. Aaij *et al.*, *First observation of a baryonic  $B_s^0$  decay*, Phys. Rev. Lett.  
7477 **119** (2017) 041802, [arXiv:1704.07908](#).
- 7478 [1043] Belle collaboration, D. Dutta *et al.*, *Search for  $B_s^0 \rightarrow \gamma\gamma$  and a measurement of the branching*  
7479 *fraction for  $B_s^0 \rightarrow \phi\gamma$* , Phys. Rev. D **91** (2015) 011101, [arXiv:1411.7771](#).
- 7480 [1044] LHCb collaboration, R. Aaij *et al.*, *Measurement of the ratio of branching fractions*  
7481  *$BR(B_0 \rightarrow K^{*0}\gamma)/BR(B_{s0} \rightarrow \phi\gamma)$  and the direct CP asymmetry in  $B_0 \rightarrow K^{*0}\gamma$* , Nucl. Phys. B  
7482 **867** (2013) 1, [arXiv:1209.0313](#).
- 7483 [1045] ATLAS collaboration, M. Aaboud *et al.*, *Study of the rare decays of  $B_s^0$  and  $B^0$  mesons into*  
7484 *muon pairs using data collected during 2015 and 2016 with the ATLAS detector*, JHEP **04**  
7485 (2019) 098, [arXiv:1812.03017](#).
- 7486 [1046] LHCb collaboration, R. Aaij *et al.*, *Measurement of the  $B_s^0 \rightarrow \mu^+\mu^-$  branching fraction and*  
7487 *effective lifetime and search for  $B^0 \rightarrow \mu^+\mu^-$  decays*, Phys. Rev. Lett. **118** (2017) 191801,  
7488 [arXiv:1703.05747](#).
- 7489 [1047] CDF collaboration, T. Aaltonen *et al.*, *Search for  $B_s^0 \rightarrow \mu^+\mu^-$  and  $B^0 \rightarrow \mu^+\mu^-$  decays with*  
7490 *the full CDF Run II data set*, Phys. Rev. D **87** (2013) 072003, [arXiv:1301.7048](#), [Erratum:  
7491 Phys.Rev.D 97, 099901 (2018)].
- 7492 [1048] LHCb collaboration, R. Aaij *et al.*, *Search for the Rare Decays  $B_s^0 \rightarrow e^+e^-$  and  $B^0 \rightarrow e^+e^-$* ,  
7493 Phys. Rev. Lett. **124** (2020) 211802, [arXiv:2003.03999](#).
- 7494 [1049] CDF collaboration, T. Aaltonen *et al.*, *Search for the Decays  $B_s^0 \rightarrow e^+\mu^-$  and  $B_s^0 \rightarrow e^+e^-$  in*  
7495 *CDF Run II*, Phys. Rev. Lett. **102** (2009) 201801, [arXiv:0901.3803](#).
- 7496 [1050] LHCb collaboration, R. Aaij *et al.*, *Search for the decays  $B_s^0 \rightarrow \tau^+\tau^-$  and  $B^0 \rightarrow \tau^+\tau^-$* , Phys.  
7497 Rev. Lett. **118** (2017) 251802, [arXiv:1703.02508](#).
- 7498 [1051] LHCb collaboration, R. Aaij *et al.*, *Search for decays of neutral beauty mesons into four*  
7499 *muons*, JHEP **03** (2017) 001, [arXiv:1611.07704](#).
- 7500 [1052] LHCb collaboration, R. Aaij *et al.*, *Branching Fraction Measurements of the Rare*  
7501  *$B_s^0 \rightarrow \phi\mu^+\mu^-$  and  $B_s^0 \rightarrow f_2'(1525)\mu^+\mu^-$  Decays*, Phys. Rev. Lett. **127** (2021) 151801,  
7502 [arXiv:2105.14007](#).
- 7503 [1053] LHCb collaboration, R. Aaij *et al.*, *Evidence for the decay  $B_s^0 \rightarrow \bar{K}^{*0}\mu^+\mu^-$* , JHEP **07** (2018)  
7504 020, [arXiv:1804.07167](#).
- 7505 [1054] LHCb collaboration, R. Aaij *et al.*, *Search for the lepton-flavour violating decays  $B_{(s)}^0 \rightarrow e^\pm\mu^\mp$* ,  
7506 JHEP **03** (2018) 078, [arXiv:1710.04111](#).
- 7507 [1055] LHCb collaboration, R. Aaij *et al.*, *Search for the lepton-flavour-violating decays  $B_s^0 \rightarrow \tau^\pm\mu^\mp$*   
7508 *and  $B^0 \rightarrow \tau^\pm\mu^\mp$* , Phys. Rev. Lett. **123** (2019) 211801, [arXiv:1905.06614](#).
- 7509 [1056] Belle collaboration, N. K. Nisar *et al.*, *Search for the decay  $Bs0 \rightarrow \eta'\eta$* , Phys. Rev. D **104** (2021)  
7510 L031101, [arXiv:2106.09695](#).

- 7511 [1057] CMS Collaboration, LHCb Collaboration, ATLAS Collaboration, *Combination of the ATLAS,*  
7512 *CMS and LHCb results on the  $B_{(s)}^0 \rightarrow \mu^+ \mu^-$  decays*, CERN, Geneva, 2020.
- 7513 [1058] LHCb collaboration, R. Aaij *et al.*, *Study of charmonium production in b-hadron decays and*  
7514 *first evidence for the decay  $B_s^0 \rightarrow \phi \phi \phi$* , Eur. Phys. J. C **77** (2017) 609, [arXiv:1706.07013](#).
- 7515 [1059] LHCb collaboration, R. Aaij *et al.*, *Angular analysis and differential branching fraction of the*  
7516 *decay  $B_s^0 \rightarrow \phi \mu^+ \mu^-$* , JHEP **09** (2015) 179, [arXiv:1506.08777](#).
- 7517 [1060] LHCb collaboration, R. Aaij *et al.*, *First experimental study of photon polarization in radiative*  
7518  *$B_s^0$  decays*, Phys. Rev. Lett. **118** (2017) 021801, [arXiv:1609.02032](#).
- 7519 [1061] LHCb collaboration, R. Aaij *et al.*, *Search for  $B_c^+$  decays to the  $p \bar{p} \pi^+$  final state*, Phys. Lett. B  
7520 **759** (2016) 313, [arXiv:1603.07037](#).
- 7521 [1062] Belle collaboration, T. Horiguchi *et al.*, *Evidence for Isospin Violation and Measurement of*  
7522 *CP Asymmetries in  $B \rightarrow K^*(892) \gamma$* , Phys. Rev. Lett. **119** (2017) 191802, [arXiv:1707.00394](#).
- 7523 [1063] BaBar collaboration, B. Aubert *et al.*, *Measurement of Branching Fractions and CP and*  
7524 *Isospin Asymmetries in  $B \rightarrow K^*(892) \gamma$  Decays*, Phys. Rev. Lett. **103** (2009) 211802,  
7525 [arXiv:0906.2177](#).
- 7526 [1064] CLEO collaboration, T. E. Coan *et al.*, *Study of exclusive radiative B meson decays*, Phys.  
7527 Rev. Lett. **84** (2000) 5283, [arXiv:hep-ex/9912057](#).
- 7528 [1065] Belle collaboration, H. Yang *et al.*, *Observation of  $B^+ \rightarrow K_1(1270)^+ \gamma$* , Phys. Rev. Lett. **94**  
7529 (2005) 111802, [arXiv:hep-ex/0412039](#).
- 7530 [1066] Belle collaboration, S. Nishida *et al.*, *Observation of  $B^+ \rightarrow K^+ \eta \gamma$* , Phys. Lett. B **610** (2005)  
7531 23, [arXiv:hep-ex/0411065](#).
- 7532 [1067] Belle collaboration, R. Wedd *et al.*, *Evidence for  $B \rightarrow K \eta' \gamma$  Decays at Belle*, Phys. Rev. D **81**  
7533 (2010) 111104, [arXiv:0810.0804](#).
- 7534 [1068] BaBar collaboration, B. Aubert *et al.*, *Measurement of branching fractions in radiative B*  
7535 *decays to  $\eta K \gamma$  and search for B decays to  $\eta' K \gamma$* , Phys. Rev. D **74** (2006) 031102,  
7536 [arXiv:hep-ex/0603054](#).
- 7537 [1069] BaBar collaboration, B. Aubert *et al.*, *Measurement of B Decays to  $\phi K \gamma$* , Phys. Rev. D **75**  
7538 (2007) 051102, [arXiv:hep-ex/0611037](#).
- 7539 [1070] Belle collaboration, S. Nishida *et al.*, *Radiative B meson decays into  $K \pi \gamma$  and  $K \pi \pi \gamma$  final*  
7540 *states*, Phys. Rev. Lett. **89** (2002) 231801, [arXiv:hep-ex/0205025](#).
- 7541 [1071] BaBar collaboration, B. Aubert *et al.*, *Measurement of branching fractions and mass spectra of*  
7542  *$B \rightarrow K \pi \pi \gamma$* , Phys. Rev. Lett. **98** (2007) 211804, [arXiv:hep-ex/0507031](#), [Erratum:  
7543 Phys.Rev.Lett. 100, 189903 (2008), Erratum: Phys.Rev.Lett. 100, 199905 (2008)].
- 7544 [1072] BaBar collaboration, B. Aubert *et al.*, *Measurement of the  $B^0 \rightarrow K_2^*(1430)^0 \gamma$  and*  
7545  *$B^+ \rightarrow K_2^*(1430)^+ \gamma$  branching fractions*, Phys. Rev. D **70** (2004) 091105,  
7546 [arXiv:hep-ex/0409035](#).
- 7547 [1073] ARGUS collaboration, H. Albrecht *et al.*, *Search for  $b \rightarrow s \gamma$  in Exclusive Decays of B Mesons*,  
7548 Phys. Lett. B **229** (1989) 304.

- 7549 [1074] Belle collaboration, N. Taniguchi *et al.*, *Measurement of branching fractions, isospin and*  
7550 *CP-violating asymmetries for exclusive  $b \rightarrow d\gamma$  modes*, Phys. Rev. Lett. **101** (2008) 111801,  
7551 [arXiv:0804.4770](#), [Erratum: Phys.Rev.Lett. 101, 129904 (2008)].
- 7552 [1075] BaBar collaboration, B. Aubert *et al.*, *Measurements of Branching Fractions for  $B^+ \rightarrow \rho^+\gamma$ ,*  
7553  *$B^0 \rightarrow \rho^0\gamma$ , and  $B^0 \rightarrow \omega\gamma$* , Phys. Rev. D **78** (2008) 112001, [arXiv:0808.1379](#).
- 7554 [1076] Belle collaboration, Y.-J. Lee *et al.*, *Observation of  $B^+ \rightarrow p\bar{\Lambda}\gamma$* , Phys. Rev. Lett. **95** (2005)  
7555 061802, [arXiv:hep-ex/0503046](#).
- 7556 [1077] Belle collaboration, J.-T. Wei *et al.*, *Search for  $B \rightarrow \pi\ell^+\ell^-$  Decays at Belle*, Phys. Rev. D **78**  
7557 (2008) 011101, [arXiv:0804.3656](#).
- 7558 [1078] BaBar collaboration, J. P. Lees *et al.*, *Search for the rare decays  $B \rightarrow \pi\ell^+\ell^-$  and*  
7559  *$B^0 \rightarrow \eta\ell^+\ell^-$* , Phys. Rev. D **88** (2013) 032012, [arXiv:1303.6010](#).
- 7560 [1079] LHCb collaboration, R. Aaij *et al.*, *First measurement of the differential branching fraction*  
7561 *and CP asymmetry of the  $B^\pm \rightarrow \pi^\pm\mu^+\mu^-$  decay*, JHEP **10** (2015) 034, [arXiv:1509.00414](#).
- 7562 [1080] Belle collaboration, J. Grygier *et al.*, *Search for  $B \rightarrow h\nu\bar{\nu}$  decays with semileptonic tagging at*  
7563 *Belle*, Phys. Rev. D **96** (2017) 091101, [arXiv:1702.03224](#), [Addendum: Phys.Rev.D 97,  
7564 099902 (2018)].
- 7565 [1081] BaBar collaboration, B. Aubert *et al.*, *A search for the decay  $B^+ \rightarrow K^+\nu\bar{\nu}$* , Phys. Rev. Lett.  
7566 **94** (2005) 101801, [arXiv:hep-ex/0411061](#).
- 7567 [1082] LHCb collaboration, R. Aaij *et al.*, *Differential branching fractions and isospin asymmetries of*  
7568  *$B \rightarrow K^{(*)}\mu^+\mu^-$  decays*, JHEP **06** (2014) 133, [arXiv:1403.8044](#).
- 7569 [1083] BELLE collaboration, S. Choudhury *et al.*, *Test of lepton flavor universality and search for*  
7570 *lepton flavor violation in  $B \rightarrow K\ell\ell$  decays*, JHEP **03** (2021) 105, [arXiv:1908.01848](#).
- 7571 [1084] BaBar collaboration, B. Aubert *et al.*, *Direct CP, Lepton Flavor and Isospin Asymmetries in*  
7572 *the Decays  $B \rightarrow K^{(*)}\ell^+\ell^-$* , Phys. Rev. Lett. **102** (2009) 091803, [arXiv:0807.4119](#).
- 7573 [1085] BaBar collaboration, J. P. Lees *et al.*, *Search for  $B^+ \rightarrow K^+\tau^+\tau^-$  at the BaBar experiment*,  
7574 Phys. Rev. Lett. **118** (2017) 031802, [arXiv:1605.09637](#).
- 7575 [1086] BaBar collaboration, J. P. Lees *et al.*, *Search for  $B \rightarrow K^{(*)}\nu\bar{\nu}$  and invisible quarkonium*  
7576 *decays*, Phys. Rev. D **87** (2013) 112005, [arXiv:1303.7465](#).
- 7577 [1087] Belle-II collaboration, F. Abudinén *et al.*, *Search for  $B^+ \rightarrow K^+\nu\bar{\nu}$  decays using an inclusive*  
7578 *tagging method at Belle II*, [arXiv:2104.12624](#).
- 7579 [1088] Belle collaboration, J.-T. Wei *et al.*, *Measurement of the Differential Branching Fraction and*  
7580 *Forward-Backward Asymmetry for  $B \rightarrow K^{(*)}\ell^+\ell^-$* , Phys. Rev. Lett. **103** (2009) 171801,  
7581 [arXiv:0904.0770](#).
- 7582 [1089] Belle collaboration, O. Lutz *et al.*, *Search for  $B \rightarrow h^{(*)}\nu\bar{\nu}$  with the full Belle  $\Upsilon(4S)$  data*  
7583 *sample*, Phys. Rev. D **87** (2013) 111103, [arXiv:1303.3719](#).
- 7584 [1090] LHCb collaboration, R. Aaij *et al.*, *First observations of the rare decays  $B^+ \rightarrow K^+\pi^+\pi^-\mu^+\mu^-$*   
7585 *and  $B^+ \rightarrow \phi K^+\mu^+\mu^-$* , JHEP **10** (2014) 064, [arXiv:1408.1137](#).

- [1091] BaBar collaboration, J. P. Lees *et al.*, *Search for  $B^- \rightarrow \Lambda \bar{p} \nu \bar{\nu}$  with the BaBar experiment*, Phys. Rev. D **100** (2019) 111101, [arXiv:1908.07425](#).
- [1092] Belle collaboration, H. J. Hyun *et al.*, *Search for a Low Mass Particle Decaying into  $\mu^+ \mu^-$  in  $B^0 \rightarrow K^{*0} X$  and  $B^0 \rightarrow \rho^0 X$  at Belle*, Phys. Rev. Lett. **105** (2010) 091801, [arXiv:1005.1450](#).
- [1093] Belle collaboration, Z. King *et al.*, *Search for the decay  $B^0 \rightarrow \phi \gamma$* , Phys. Rev. D **93** (2016) 111101, [arXiv:1603.06546](#).
- [1094] BaBar collaboration, B. Aubert *et al.*, *Search for the radiative decay  $B \rightarrow \phi \gamma$* , Phys. Rev. D **72** (2005) 091103, [arXiv:hep-ex/0501038](#).
- [1095] Belle collaboration, Y. T. Lai *et al.*, *Search for  $B^0 \rightarrow p \bar{\Lambda} \pi^- \gamma$  at Belle*, Phys. Rev. D **89** (2014) 051103, [arXiv:1312.4228](#).
- [1096] LHCb collaboration, R. Aaij *et al.*, *Measurements of the S-wave fraction in  $B^0 \rightarrow K^+ \pi^- \mu^+ \mu^-$  decays and the  $B^0 \rightarrow K^*(892)^0 \mu^+ \mu^-$  differential branching fraction*, JHEP **11** (2016) 047, [arXiv:1606.04731](#), [Erratum: JHEP 04, 142 (2017)].
- [1097] BaBar collaboration, B. Aubert *et al.*, *Search for the rare decay  $B \rightarrow \pi \ell^+ \ell^-$* , Phys. Rev. Lett. **99** (2007) 051801, [arXiv:hep-ex/0703018](#).
- [1098] BaBar collaboration, B. Aubert *et al.*, *Measurements of branching fractions, rate asymmetries, and angular distributions in the rare decays  $B \rightarrow K \ell^+ \ell^-$  and  $B \rightarrow K^* \ell^+ \ell^-$* , Phys. Rev. D **73** (2006) 092001, [arXiv:hep-ex/0604007](#).
- [1099] Belle collaboration, S. Sandilya *et al.*, *Search for the lepton-flavor-violating decay  $B^0 \rightarrow K^{*0} \mu^\pm e^\mp$* , Phys. Rev. D **98** (2018) 071101, [arXiv:1807.03267](#).
- [1100] BaBar collaboration, P. del Amo Sanchez *et al.*, *Searches for the baryon- and lepton-number violating decays  $B^0 \rightarrow \Lambda_c^+ \ell^-$ ,  $B^- \rightarrow \Lambda \ell^-$ , and  $B^- \rightarrow \bar{\Lambda} \ell^-$* , Phys. Rev. D **83** (2011) 091101, [arXiv:1101.3830](#).
- [1101] BaBar collaboration, J. P. Lees *et al.*, *Precision Measurement of the  $B \rightarrow X_s \gamma$  Photon Energy Spectrum, Branching Fraction, and Direct CP Asymmetry  $A_{CP}(B \rightarrow X_{s+d} \gamma)$* , Phys. Rev. Lett. **109** (2012) 191801, [arXiv:1207.2690](#).
- [1102] Belle collaboration, T. Saito *et al.*, *Measurement of the  $\bar{B} \rightarrow X_s \gamma$  Branching Fraction with a Sum of Exclusive Decays*, Phys. Rev. D **91** (2015) 052004, [arXiv:1411.7198](#).
- [1103] BaBar collaboration, J. P. Lees *et al.*, *Exclusive Measurements of  $b \rightarrow s \gamma$  Transition Rate and Photon Energy Spectrum*, Phys. Rev. D **86** (2012) 052012, [arXiv:1207.2520](#).
- [1104] BaBar collaboration, B. Aubert *et al.*, *Measurement of the  $B \rightarrow X_s \gamma$  branching fraction and photon energy spectrum using the recoil method*, Phys. Rev. D **77** (2008) 051103, [arXiv:0711.4889](#).
- [1105] BaBar collaboration, P. del Amo Sanchez *et al.*, *Study of  $B \rightarrow X \gamma$  Decays and Determination of  $|V_{td}/V_{ts}|$* , Phys. Rev. D **82** (2010) 051101, [arXiv:1005.4087](#).
- [1106] BaBar collaboration, J. P. Lees *et al.*, *Measurement of the  $B \rightarrow X_s l^+ l^-$  branching fraction and search for direct CP violation from a sum of exclusive final states*, Phys. Rev. Lett. **112** (2014) 211802, [arXiv:1312.5364](#).

- 7624 [1107] Belle collaboration, M. Iwasaki *et al.*, *Improved measurement of the electroweak penguin*  
7625 *process*  $B \rightarrow X_s l^+ l^-$ , Phys. Rev. D **72** (2005) 092005, [arXiv:hep-ex/0503044](#).
- 7626 [1108] O. Buchmuller and H. Flacher, *Fit to moment from  $B \rightarrow X_c \ell \bar{\nu} u$  and  $B \rightarrow X_s \gamma$  decays using*  
7627 *heavy quark expansions in the kinetic scheme*, Phys. Rev. D **73** (2006) 073008,  
7628 [arXiv:hep-ph/0507253](#).
- 7629 [1109] BaBar collaboration, J. P. Lees *et al.*, *Measurement of Branching Fractions and Rate*  
7630 *Asymmetries in the Rare Decays  $B \rightarrow K^{(*)} l^+ l^-$* , Phys. Rev. D **86** (2012) 032012,  
7631 [arXiv:1204.3933](#).
- 7632 [1110] CLEO collaboration, K. W. Edwards *et al.*, *Search for lepton flavor violating decays of  $B$*   
7633 *mesons*, Phys. Rev. D **65** (2002) 111102, [arXiv:hep-ex/0204017](#).
- 7634 [1111] Belle collaboration, N. Satoyama *et al.*, *A Search for the rare leptonic decays  $B^+ \rightarrow \mu^+ \nu_\mu$  and*  
7635  *$B^+ \rightarrow e^+ \nu_e$* , Phys. Lett. B **647** (2007) 67, [arXiv:hep-ex/0611045](#).
- 7636 [1112] BaBar collaboration, B. Aubert *et al.*, *Search for the Rare Leptonic Decays  $B^+ \rightarrow \ell^+ \nu_l$*   
7637 *( $l = e, \mu$ )*, Phys. Rev. D **79** (2009) 091101, [arXiv:0903.1220](#).
- 7638 [1113] Belle collaboration, M. T. Prim *et al.*, *Search for  $B^+ \rightarrow \mu^+ \nu_\mu$  and  $B^+ \rightarrow \mu^+ N$  with inclusive*  
7639 *tagging*, Phys. Rev. D **101** (2020) 032007, [arXiv:1911.03186](#).
- 7640 [1114] Belle collaboration, A. Sibidanov *et al.*, *Search for  $B^- \rightarrow \mu^- \bar{\nu}_\mu$  Decays at the Belle*  
7641 *Experiment*, Phys. Rev. Lett. **121** (2018) 031801, [arXiv:1712.04123](#).
- 7642 [1115] Belle collaboration, I. Adachi *et al.*, *Evidence for  $B^- \rightarrow \tau^- \bar{\nu}_\tau$  with a Hadronic Tagging Method*  
7643 *Using the Full Data Sample of Belle*, Phys. Rev. Lett. **110** (2013) 131801, [arXiv:1208.4678](#).
- 7644 [1116] Belle collaboration, B. Kronenbitter *et al.*, *Measurement of the branching fraction of*  
7645  *$B^+ \rightarrow \tau^+ \nu_\tau$  decays with the semileptonic tagging method*, Phys. Rev. D **92** (2015) 051102,  
7646 [arXiv:1503.05613](#).
- 7647 [1117] BaBar collaboration, J. P. Lees *et al.*, *Evidence of  $B^+ \rightarrow \tau^+ \nu$  decays with hadronic  $B$  tags*,  
7648 Phys. Rev. D **88** (2013) 031102, [arXiv:1207.0698](#).
- 7649 [1118] BaBar collaboration, B. Aubert *et al.*, *A Search for  $B^+ \rightarrow \ell^+ \nu_\ell$  Recoiling Against*  
7650  *$B^- \rightarrow D^0 \ell^- \bar{\nu} X$* , Phys. Rev. D **81** (2010) 051101, [arXiv:0912.2453](#).
- 7651 [1119] Belle collaboration, M. Gelb *et al.*, *Search for the rare decay of  $B^+ \rightarrow \ell^+ \nu_\ell \gamma$  with improved*  
7652 *hadronic tagging*, Phys. Rev. D **98** (2018) 112016, [arXiv:1810.12976](#).
- 7653 [1120] BaBar collaboration, B. Aubert *et al.*, *A Model-independent search for the decay  $B^+ \rightarrow \ell^+ \nu_l \gamma$* ,  
7654 Phys. Rev. D **80** (2009) 111105, [arXiv:0907.1681](#).
- 7655 [1121] BaBar collaboration, P. del Amo Sanchez *et al.*, *Search for the Decay  $B^0 \rightarrow \gamma \gamma$* , Phys. Rev. D  
7656 **83** (2011) 032006, [arXiv:1010.2229](#).
- 7657 [1122] Belle collaboration, S. Villa *et al.*, *Search for the decay  $B^0 \rightarrow \gamma \gamma$* , Phys. Rev. D **73** (2006)  
7658 051107, [arXiv:hep-ex/0507036](#).
- 7659 [1123] BaBar collaboration, B. Aubert *et al.*, *Search for decays of  $B^0$  into mesons into  $e^+ e^-$ ,  $\mu^+ \mu^-$ ,*  
7660 *and  $e^\pm \mu^\mp$  final states*, Phys. Rev. D **77** (2008) 032007, [arXiv:0712.1516](#).

- [1124] Belle collaboration, M. C. Chang *et al.*, *Search for  $B^0 \rightarrow \ell^+ \ell^-$  at BELLE*, Phys. Rev. D **68** (2003) 111101, [arXiv:hep-ex/0309069](#).
- [1125] BaBar collaboration, B. Aubert *et al.*, *Search for the decays  $B^0 \rightarrow e^+ e^- \gamma$  and  $B^0 \rightarrow \mu^+ \mu^- \gamma$* , Phys. Rev. D **77** (2008) 011104, [arXiv:0706.2870](#).
- [1126] BaBar collaboration, B. Aubert *et al.*, *A search for the rare decay  $B^0 \rightarrow \tau^+ \tau^-$  at BABAR*, Phys. Rev. Lett. **96** (2006) 241802, [arXiv:hep-ex/0511015](#).
- [1127] BaBar collaboration, J. P. Lees *et al.*, *Improved Limits on  $B^0$  Decays to Invisible Final States and to  $\nu \bar{\nu} \gamma$* , Phys. Rev. D **86** (2012) 051105, [arXiv:1206.2543](#).
- [1128] Belle collaboration, Y. Ku *et al.*, *Search for  $B^0$  decays to invisible final states ( $+\gamma$ ) at Belle*, Phys. Rev. D **102** (2020) 012003, [arXiv:2004.03826](#).
- [1129] LHCb collaboration, R. Aaij *et al.*, *Search for the rare decay  $B^+ \rightarrow \mu^+ \mu^- \mu^+ \nu_\mu$* , Eur. Phys. J. C **79** (2019) 675, [arXiv:1812.06004](#).
- [1130] LHCb collaboration, R. Aaij *et al.*, *Test of lepton universality in beauty-quark decays*, [arXiv:2103.11769](#).
- [1131] Belle collaboration, A. Abdesselam *et al.*, *Test of Lepton-Flavor Universality in  $B \rightarrow K^* \ell^+ \ell^-$  Decays at Belle*, Phys. Rev. Lett. **126** (2021) 161801, [arXiv:1904.02440](#).
- [1132] LHCb collaboration, R. Aaij *et al.*, *Test of lepton universality with  $B^0 \rightarrow K^{*0} \ell^+ \ell^-$  decays*, JHEP **08** (2017) 055, [arXiv:1705.05802](#).
- [1133] Belle collaboration, K. Nishimura *et al.*, *First Measurement of Inclusive  $B \rightarrow X_s \eta$  Decays*, Phys. Rev. Lett. **105** (2010) 191803, [arXiv:0910.4751](#).
- [1134] CLEO collaboration, T. E. Browder *et al.*, *Observation of high momentum  $\eta'$  production in  $B$  decay*, Phys. Rev. Lett. **81** (1998) 1786, [arXiv:hep-ex/9804018](#).
- [1135] BaBar collaboration, B. Aubert *et al.*, *Study of high momentum  $\eta'$  production in  $B \rightarrow \eta' X_s$* , Phys. Rev. Lett. **93** (2004) 061801, [arXiv:hep-ex/0401006](#).
- [1136] CLEO collaboration, G. Bonvicini *et al.*, *Study of the charmless inclusive  $B \rightarrow \eta' X$  decay*, Phys. Rev. D **68** (2003) 011101, [arXiv:hep-ex/0303009](#).
- [1137] BaBar collaboration, P. del Amo Sanchez *et al.*, *Measurement of partial branching fractions of inclusive charmless  $B$  meson decays to  $K^+$ ,  $K^0$ , and  $\pi^+$* , Phys. Rev. D **83** (2011) 031103, [arXiv:1012.5031](#).
- [1138] Belle collaboration, S. Watanuki *et al.*, *Measurements of isospin asymmetry and difference of direct  $CP$  asymmetries in inclusive  $B \rightarrow X_s \gamma$  decays*, Phys. Rev. D **99** (2019) 032012, [arXiv:1807.04236](#).
- [1139] BaBar collaboration, J. P. Lees *et al.*, *A search for the decay modes  $B^{+-} \rightarrow h^{+-} \tau^{+-} l$* , Phys. Rev. D **86** (2012) 012004, [arXiv:1204.2852](#).
- [1140] LHCb collaboration, R. Aaij *et al.*, *Search for Lepton-Flavor Violating Decays  $B^+ \rightarrow K^+ \mu^\pm e^\mp$* , Phys. Rev. Lett. **123** (2019) 241802, [arXiv:1909.01010](#).
- [1141] LHCb collaboration, R. Aaij *et al.*, *Search for the lepton flavour violating decay  $B^+ \rightarrow K^+ \mu^- \tau^+$  using  $B_s^{*0}$  decays*, JHEP **06** (2020) 129, [arXiv:2003.04352](#).

- 7699 [1142] BaBar collaboration, J. P. Lees *et al.*, *Search for lepton-number violating processes in*  
7700  *$B^+ \rightarrow h^- l^+ l^+$  decays*, Phys. Rev. D **85** (2012) 071103, [arXiv:1202.3650](#).
- 7701 [1143] LHCb collaboration, R. Aaij *et al.*, *Search for Majorana neutrinos in  $B^- \rightarrow \pi^+ \mu^- \mu^-$  decays*,  
7702 Phys. Rev. Lett. **112** (2014) 131802, [arXiv:1401.5361](#).
- 7703 [1144] BaBar collaboration, J. P. Lees *et al.*, *Search for lepton-number violating  $B^+ \rightarrow X^- \ell^+ \ell'^+$*   
7704 *decays*, Phys. Rev. D **89** (2014) 011102, [arXiv:1310.8238](#).
- 7705 [1145] LHCb collaboration, R. Aaij *et al.*, *Search for the lepton number violating decays*  
7706  *$B^+ \rightarrow \pi^- \mu^+ \mu^+$  and  $B^+ \rightarrow K^- \mu^+ \mu^+$* , Phys. Rev. Lett. **108** (2012) 101601, [arXiv:1110.0730](#).
- 7707 [1146] LHCb collaboration, R. Aaij *et al.*, *Searches for Majorana neutrinos in  $B^-$  decays*, Phys. Rev.  
7708 D **85** (2012) 112004, [arXiv:1201.5600](#).
- 7709 [1147] BaBar collaboration, B. Aubert *et al.*, *Searches for the decays  $B^0 \rightarrow \ell^\pm \tau^\mp$  and  $B^+ \rightarrow \ell^+ \nu$*   
7710 *( $\ell=e, \mu$ ) using hadronic tag reconstruction*, Phys. Rev. D **77** (2008) 091104, [arXiv:0801.0697](#).
- 7711 [1148] LHCb collaboration, R. Aaij *et al.*, *Observation of Photon Polarization in the  $b \rightarrow s \gamma$*   
7712 *Transition*, Phys. Rev. Lett. **112** (2014) 161801, [arXiv:1402.6852](#).
- 7713 [1149] LHCb collaboration, R. Aaij *et al.*, *Angular analysis of charged and neutral  $B \rightarrow K \mu^+ \mu^-$*   
7714 *decays*, JHEP **05** (2014) 082, [arXiv:1403.8045](#).
- 7715 [1150] LHCb collaboration, R. Aaij *et al.*, *Strong constraints on the  $b \rightarrow s \gamma$  photon polarisation from*  
7716  *$B^0 \rightarrow K^{*0} e^+ e^-$  decays*, JHEP **12** (2020) 081, [arXiv:2010.06011](#).
- 7717 [1151] LHCb collaboration, R. Aaij *et al.*, *Measurement of the  $B^0 \rightarrow K^{*0} e^+ e^-$  branching fraction at*  
7718 *low dilepton mass*, JHEP **05** (2013) 159, [arXiv:1304.3035](#).
- 7719 [1152] Belle collaboration, A. Abdesselam *et al.*, *Angular analysis of  $B^0 \rightarrow K^*(892)^0 \ell^+ \ell^-$ ,*  
7720 [arXiv:1604.04042](#).
- 7721 [1153] Belle collaboration, S. Wehle *et al.*, *Lepton-Flavor-Dependent Angular Analysis of*  
7722  *$B \rightarrow K^* \ell^+ \ell^-$* , Phys. Rev. Lett. **118** (2017) 111801, [arXiv:1612.05014](#).
- 7723 [1154] BABAR collaboration, J. P. Lees *et al.*, *Measurement of angular asymmetries in the decays*  
7724  *$B \rightarrow K^* \ell^+ \ell^-$* , Phys. Rev. **D93** (2016) 052015, [arXiv:1508.07960](#).
- 7725 [1155] LHCb collaboration, R. Aaij *et al.*, *Angular analysis of the  $B^0 \rightarrow K^{*0} \mu^+ \mu^-$  decay using  $3 \text{ fb}^{-1}$*   
7726 *of integrated luminosity*, JHEP **02** (2016) 104, [arXiv:1512.04442](#).
- 7727 [1156] LHCb collaboration, R. Aaij *et al.*, *Measurement of CP-averaged observables in the*  
7728  *$B^0 \rightarrow K^{*0} \mu^+ \mu^-$  decay*, Phys. Rev. Lett. **125** (2020) 011802, [arXiv:2003.04831](#).
- 7729 [1157] CMS collaboration, V. Khachatryan *et al.*, *Angular analysis of the decay  $B^0 \rightarrow K^{*0} \mu^+ \mu^-$*   
7730 *from  $pp$  collisions at  $\sqrt{s} = 8 \text{ TeV}$* , Phys. Lett. **B753** (2016) 424, [arXiv:1507.08126](#).
- 7731 [1158] CMS collaboration, A. M. Sirunyan *et al.*, *Measurement of angular parameters from the decay*  
7732  *$B^0 \rightarrow K^{*0} \mu^+ \mu^-$  in proton-proton collisions at  $\sqrt{s} = 8 \text{ TeV}$* , [arXiv:1710.02846](#).
- 7733 [1159] ATLAS collaboration, M. Aaboud *et al.*, *Angular analysis of  $B_d^0 \rightarrow K^* \mu^+ \mu^-$  decays in  $pp$*   
7734 *collisions at  $\sqrt{s} = 8 \text{ TeV}$  with the ATLAS detector*, JHEP **10** (2018) 047, [arXiv:1805.04000](#).
- 7735 [1160] LHCb collaboration, R. Aaij *et al.*, *Angular Analysis of the  $B^+ \rightarrow K^{*+} \mu^+ \mu^-$  Decay*, Phys.  
7736 Rev. Lett. **126** (2021) 161802, [arXiv:2012.13241](#).

- 7737 [1161] CMS collaboration, A. M. Sirunyan *et al.*, *Angular analysis of the decay  $B^+ \rightarrow K^{*+}(892)\mu^+\mu^-$*   
7738 *in proton-proton collisions at  $\sqrt{s} = 8$  TeV*, JHEP **04** (2021) 124, [arXiv:2010.13968](#).
- 7739 [1162] Belle collaboration, Y. Sato *et al.*, *Measurement of the lepton forward-backward asymmetry in*  
7740  *$B \rightarrow X_s \ell^+ \ell^-$  decays with a sum of exclusive modes*, Phys. Rev. **D93** (2016) 032008,  
7741 [arXiv:1402.7134](#), Addendum *ibid.* **D93**, 059901, (2016).
- 7742 [1163] LHCb collaboration, R. Aaij *et al.*, *Differential branching fraction and angular moments*  
7743 *analysis of the decay  $B^0 \rightarrow K^+ \pi^- \mu^+ \mu^-$  in the  $K_{0,2}^*(1430)^0$  region*, JHEP **12** (2016) 065,  
7744 [arXiv:1609.04736](#).
- 7745 [1164] LHCb collaboration, R. Aaij *et al.*, *Measurement of the phase difference between short- and*  
7746 *long-distance amplitudes in the  $B^+ \rightarrow K^+ \mu^+ \mu^-$  decay*, Eur. Phys. J. **C77** (2017) 161,  
7747 [arXiv:1612.06764](#).
- 7748 [1165] CMS collaboration, A. M. Sirunyan *et al.*, *Angular analysis of the decay  $B^+ \rightarrow K^+ \mu^+ \mu^-$  in*  
7749 *proton-proton collisions at  $\sqrt{s} = 8$  TeV*, Phys. Rev. **D98** (2018) 112011, [arXiv:1806.00636](#).
- 7750 [1166] LHCb collaboration, R. Aaij *et al.*, *Search for long-lived scalar particles in  $B^+ \rightarrow K^+ \chi(\mu^+ \mu^-)$*   
7751 *decays*, Phys. Rev. **D95** (2017) 071101, [arXiv:1612.07818](#).
- 7752 [1167] CLEO collaboration, S. Chen *et al.*, *Measurement of charge asymmetries in charmless*  
7753 *hadronic in  $b$  meson decays*, Phys. Rev. Lett. **85** (2000) 525, [arXiv:hep-ex/0001009](#).
- 7754 [1168] LHCb collaboration, R. Aaij *et al.*, *Measurement of CP Violation in the Decay  $B^+ \rightarrow K^+ \pi^0$* ,  
7755 Phys. Rev. Lett. **126** (2021) 091802, [arXiv:2012.12789](#).
- 7756 [1169] LHCb collaboration, R. Aaij *et al.*, *Measurements of CP violation in the three-body phase*  
7757 *space of charmless  $B^\pm$  decays*, Phys. Rev. D **90** (2014) 112004, [arXiv:1408.5373](#).
- 7758 [1170] Belle collaboration, K.-F. Chen *et al.*, *Measurement of polarization and triple-product*  
7759 *correlations in  $B \rightarrow \phi K^*$  decays*, Phys. Rev. Lett. **94** (2005) 221804, [arXiv:hep-ex/0503013](#).
- 7760 [1171] LHCb collaboration, R. Aaij *et al.*, *Measurement of CP asymmetries in the decays*  
7761  *$B^0 \rightarrow K^{*0} \mu^+ \mu^-$  and  $B^+ \rightarrow K^+ \mu^+ \mu^-$* , JHEP **09** (2014) 177, [arXiv:1408.0978](#).
- 7762 [1172] CDF collaboration, T. A. Aaltonen *et al.*, *Measurements of Direct CP-Violating Asymmetries*  
7763 *in Charmless Decays of Bottom Baryons*, Phys. Rev. Lett. **113** (2014) 242001,  
7764 [arXiv:1403.5586](#).
- 7765 [1173] Belle collaboration, K. Abe *et al.*, *Observation of  $B$  decays to two kaons*, Phys. Rev. Lett. **98**  
7766 (2007) 181804, [arXiv:hep-ex/0608049](#).
- 7767 [1174] BaBar collaboration, J. P. Lees *et al.*, *Measurements of direct CP asymmetries in  $B \rightarrow X_s \gamma$*   
7768 *decays using sum of exclusive decays*, Phys. Rev. D **90** (2014) 092001, [arXiv:1406.0534](#).
- 7769 [1175] Belle collaboration, L. Pesántez *et al.*, *Measurement of the direct CP asymmetry in*  
7770  *$\bar{B} \rightarrow X_{s+d} \gamma$  decays with a lepton tag*, Phys. Rev. Lett. **114** (2015) 151601, [arXiv:1501.01702](#).
- 7771 [1176] LHCb collaboration, R. Aaij *et al.*, *Search for CP violation in  $\Lambda_b^0 \rightarrow p K^-$  and  $\Lambda_b^0 \rightarrow p \pi^-$*   
7772 *decays*, Phys. Lett. B **787** (2018) 124, [arXiv:1807.06544](#).
- 7773 [1177] LHCb collaboration, R. Aaij *et al.*, *Measurement of matter-antimatter differences in beauty*  
7774 *baryon decays*, Nature Phys. **13** (2017) 391, [arXiv:1609.05216](#).



- 7775 [1178] LHCb collaboration, R. Aaij *et al.*, *Observation of the decay  $\Lambda_b^0 \rightarrow pK^-\mu^+\mu^-$  and a search for*  
7776 *CP violation*, JHEP **06** (2017) 108, [arXiv:1703.00256](#).
- 7777 [1179] LHCb collaboration, R. Aaij *et al.*, *Search for CP violation using triple product asymmetries*  
7778 *in  $\Lambda_b^0 \rightarrow pK^-\pi^+\pi^-$ ,  $\Lambda_b^0 \rightarrow pK^-K^+K^-$  and  $\Xi_b^0 \rightarrow pK^-K^-\pi^+$  decays*, [arXiv:1805.03941](#).
- 7779 [1180] LHCb collaboration, R. Aaij *et al.*, *Measurements of CP asymmetries in charmless four-body*  
7780  *$\Lambda_b^0$  and  $\Xi_b^0$  decays*, Submitted to: Eur. Phys. J. (2019) [arXiv:1903.06792](#).
- 7781 [1181] LHCb collaboration, R. Aaij *et al.*, *Study of the  $B^0 \rightarrow \rho(770)^0 K^*(892)^0$  decay with an*  
7782 *amplitude analysis of  $B^0 \rightarrow (\pi^+\pi^-)(K^+\pi^-)$  decays*, JHEP **05** (2019) 026, [arXiv:1812.07008](#).
- 7783 [1182] LHCb collaboration, R. Aaij *et al.*, *Measurement of polarization amplitudes and CP*  
7784 *asymmetries in  $B^0 \rightarrow \phi K^*(892)^0$* , JHEP **05** (2014) 069, [arXiv:1403.2888](#).
- 7785 [1183] LHCb collaboration, R. Aaij *et al.*, *Angular analysis of the  $B^0 \rightarrow K^{*0}e^+e^-$  decay in the low- $q^2$*   
7786 *region*, JHEP **04** (2015) 064, [arXiv:1501.03038](#).
- 7787 [1184] LHCb collaboration, R. Aaij *et al.*, *First observation of the decay  $B_s^0 \rightarrow K^{*0}\bar{K}^{*0}$* , Phys. Lett.  
7788 **B 709** (2012) 50, [arXiv:1111.4183](#).
- 7789 [1185] Belle collaboration, M. Staric *et al.*, *Evidence for  $D^0 - \bar{D}^0$  Mixing*, Phys. Rev. Lett. **98** (2007)  
7790 211803, [arXiv:hep-ex/0703036](#).
- 7791 [1186] BABAR collaboration, B. Aubert *et al.*, *Evidence for  $D^0 - \bar{D}^0$  Mixing*, Phys. Rev. Lett. **98**  
7792 (2007) 211802, [arXiv:hep-ex/0703020](#).
- 7793 [1187] CDF collaboration, T. Aaltonen *et al.*, *Evidence for  $D^0 - \bar{D}^0$  mixing using the CDF II*  
7794 *Detector*, Phys. Rev. Lett. **100** (2008) 121802, [arXiv:0712.1567](#).
- 7795 [1188] LHCb collaboration, R. Aaij *et al.*, *Observation of  $D^0 - \bar{D}^0$  oscillations*, Phys. Rev. Lett. **110**  
7796 (2013) 101802, [arXiv:1211.1230](#).
- 7797 [1189] LHCb collaboration, R. Aaij *et al.*, *Observation of CP Violation in Charm Decays*, Phys. Rev.  
7798 Lett. **122** (2019) 211803, [arXiv:1903.08726](#).
- 7799 [1190] LHCb collaboration, R. Aaij *et al.*, *Observation of the mass difference between neutral*  
7800 *charm-meson eigenstates*, [arXiv:2106.03744](#).
- 7801 [1191] S. Bergmann *et al.*, *Lessons from CLEO and FOCUS measurements of  $D^0 - \bar{D}^0$  mixing*  
7802 *parameters*, Phys. Lett. **B486** (2000) 418, [arXiv:hep-ph/0005181](#).
- 7803 [1192] S. L. Glashow, J. Iliopoulos, and L. Maiani, *Weak Interactions with Lepton-Hadron Symmetry*,  
7804 Phys. Rev. **D2** (1970) 1285.
- 7805 [1193] I. I. Y. Bigi and N. G. Uraltsev,  *$D^0\bar{D}^0$  oscillations as a probe of quark-hadron duality*, Nucl.  
7806 Phys. **B592** (2001) 92, [arXiv:hep-ph/0005089](#).
- 7807 [1194] A. A. Petrov, *Charm physics: Theoretical review*, [arXiv:hep-ph/0311371](#).
- 7808 [1195] A. A. Petrov, *Mixing and CP-violation in charm*, Nucl. Phys. Proc. Suppl. **142** (2005) 333,  
7809 [arXiv:hep-ph/0409130](#).
- 7810 [1196] A. F. Falk *et al.*, *The  $D^0 - \bar{D}^0$  mass difference from a dispersion relation*, Phys. Rev. **D69**  
7811 (2004) 114021, [arXiv:hep-ph/0402204](#).

- 7812 [1197] CLEO collaboration, D. M. Asner *et al.*, *Updated Measurement of the Strong Phase in*  
7813  *$D^0 \rightarrow K^+\pi^-$  Decay Using Quantum Correlations in  $e^+e^- \rightarrow D^0\bar{D}^0$  at CLEO*, Phys. Rev. **D86**  
7814 (2012) 112001, [arXiv:1210.0939](#).
- 7815 [1198] BABAR collaboration, B. Aubert *et al.*, *Measurement of  $D^0 - \bar{D}^0$  mixing from a time-*  
7816 *dependent amplitude analysis of  $D^0 \rightarrow K^+\pi^-\pi^0$  decays*, Phys. Rev. Lett. **103** (2009) 211801,  
7817 [arXiv:0807.4544](#).
- 7818 [1199] Fermilab E791 collaboration, E. M. Aitala *et al.*, *Search for  $D^0 - \bar{D}^0$  mixing in semileptonic*  
7819 *decay modes*, Phys. Rev. Lett. **77** (1996) 2384, [arXiv:hep-ex/9606016](#).
- 7820 [1200] CLEO collaboration, C. Cawfield *et al.*, *Limits on neutral  $D$  mixing in semileptonic decays*,  
7821 Phys. Rev. **D71** (2005) 077101, [arXiv:hep-ex/0502012](#).
- 7822 [1201] BABAR collaboration, B. Aubert *et al.*, *Search for  $D^0 - \bar{D}^0$  mixing using doubly flavor tagged*  
7823 *semileptonic decay modes*, Phys. Rev. **D76** (2007) 014018, [arXiv:0705.0704](#).
- 7824 [1202] Belle collaboration, U. Bitenc *et al.*, *Improved search for  $D^0$  mixing using semileptonic decays*  
7825 *at Belle*, Phys. Rev. **D77** (2008) 112003, [arXiv:0802.2952](#).
- 7826 [1203] Belle collaboration, L. M. Zhang *et al.*, *Improved constraints on  $D^0 - \bar{D}^0$  mixing in*  
7827  *$D^0 \rightarrow K^+\pi^-$  decays at Belle*, Phys. Rev. Lett. **96** (2006) 151801, [arXiv:hep-ex/0601029](#).
- 7828 [1204] Belle collaboration, B. R. Ko *et al.*, *Observation of  $D^0 - \bar{D}^0$  Mixing in  $e^+e^-$  Collisions*, Phys.  
7829 Rev. Lett. **112** (2014) 111801, [arXiv:1401.3402](#).
- 7830 [1205] CDF collaboration, T. A. Aaltonen *et al.*, *Observation of  $D^0 - \bar{D}^0$  Mixing Using the CDF II*  
7831 *Detector*, Phys. Rev. Lett. **111** (2013) 231802, [arXiv:1309.4078](#).
- 7832 [1206] LHCb collaboration, R. Aaij *et al.*, *Measurements of charm mixing and CP violation using*  
7833  *$D^0 \rightarrow K^\pm\pi^\mp$  decays*, Phys. Rev. D **95** (2017) 052004, [arXiv:1611.06143](#), [Erratum:  
7834 Phys.Rev.D 96, 099907 (2017)].
- 7835 [1207] LHCb collaboration, R. Aaij *et al.*, *Updated determination of  $D^0 - \bar{D}^0$  mixing and CP violation*  
7836 *parameters with  $D^0 \rightarrow K^+\pi^-$  decays*, Phys. Rev. **D97** (2018) 031101, [arXiv:1712.03220](#).
- 7837 [1208] Belle collaboration, T. Peng *et al.*, *Measurement of  $D^0 - \bar{D}^0$  mixing and search for indirect CP*  
7838 *violation using  $D^0 \rightarrow K_S^0\pi^+\pi^-$  decays*, Phys. Rev. **D89** (2014) 091103, [arXiv:1404.2412](#).
- 7839 [1209] BABAR collaboration, P. del Amo Sanchez *et al.*, *Measurement of  $D^0 - \bar{D}^0$  mixing parameters*  
7840 *using  $D^0 \rightarrow K_S^0\pi^+\pi^-$  and  $D^0 \rightarrow K_S^0K^+K^-$  decays*, Phys. Rev. Lett. **105** (2010) 081803,  
7841 [arXiv:1004.5053](#).
- 7842 [1210] LHCb collaboration, R. Aaij *et al.*, *Model-independent measurement of mixing parameters in*  
7843  *$D^0 \rightarrow K_S^0\pi^+\pi^-$  decays*, JHEP **04** (2016) 033, [arXiv:1510.01664](#).
- 7844 [1211] LHCb collaboration, R. Aaij *et al.*, *Measurement of the mass difference between neutral*  
7845 *charm-meson eigenstates*, Submitted to: Phys. Rev. Lett. (2019) [arXiv:1903.03074](#).
- 7846 [1212] BABAR collaboration, J. P. Lees *et al.*, *Measurement of the neutral  $D$  meson mixing*  
7847 *parameters in a time-dependent amplitude analysis of the  $D^0 \rightarrow \pi^+\pi^-\pi^0$  decay*, Phys. Rev.  
7848 **D93** (2016) 112014, [arXiv:1604.00857](#).

- 7849 [1213] BESIII collaboration, M. Ablikim *et al.*, *Measurement of the  $D \rightarrow K^- \pi^+$  strong phase*  
7850 *difference in  $\psi(3770) \rightarrow D^0 \bar{D}^0$* , Phys. Lett. B **734** (2014) 227, [arXiv:1404.4691](#).
- 7851 [1214] A. Di Canto *et al.*, *Novel method for measuring charm-mixing parameters using multibody*  
7852 *decays*, Phys. Rev. **D99** (2019) 012007, [arXiv:1811.01032](#).
- 7853 [1215] BABAR collaboration, B. Aubert *et al.*, *Search for CP violation in the decays  $D^0 \rightarrow K^- K^+$*   
7854 *and  $D^0 \rightarrow \pi^- \pi^+$* , Phys. Rev. Lett. **100** (2008) 061803, [arXiv:0709.2715](#).
- 7855 [1216] Belle collaboration, M. Staric *et al.*, *Measurement of CP asymmetry in Cabibbo suppressed  $D^0$*   
7856 *decays*, Phys. Lett. B **670** (2008) 190, [arXiv:0807.0148](#).
- 7857 [1217] CDF collaboration, *Improved Measurement of the Difference between Time-Integrated CP*  
7858 *Asymmetries in  $D^0 \rightarrow K^+ K^-$  and  $D^0 \rightarrow \pi^+ \pi^-$  Decays at CDF*, CDF note 10784, 2012.
- 7859 [1218] CDF collaboration, T. Aaltonen *et al.*, *Measurement of the difference of CP-violating*  
7860 *asymmetries in  $D^0 \rightarrow K^+ K^-$  and  $D^0 \rightarrow \pi^+ \pi^-$  decays at CDF*, Phys. Rev. Lett. **109** (2012)  
7861 111801, [arXiv:1207.2158](#).
- 7862 [1219] Fermilab E791 collaboration, E. M. Aitala *et al.*, *Measurements of lifetimes and a limit on the*  
7863 *lifetime difference in the neutral D meson system*, Phys. Rev. Lett. **83** (1999) 32,  
7864 [arXiv:hep-ex/9903012](#).
- 7865 [1220] FOCUS collaboration, J. M. Link *et al.*, *A measurement of lifetime differences in the neutral*  
7866 *D meson system*, Phys. Lett. **B485** (2000) 62, [arXiv:hep-ex/0004034](#).
- 7867 [1221] CLEO collaboration, S. E. Csorna *et al.*, *Lifetime Differences, direct CP Violation and Partial*  
7868 *Widths in  $D^0$  Meson Decays to  $K^+ K^-$  and  $\pi^+ \pi^-$* , Phys. Rev. **D65** (2002) 092001,  
7869 [arXiv:hep-ex/0111024](#).
- 7870 [1222] Belle collaboration, A. Zupanc *et al.*, *Measurement of  $y_{CP}$  in  $D^0$  meson decays to the*  
7871  *$K_S^0 K^+ K^-$  final state*, Phys. Rev. **D80** (2009) 052006, [arXiv:0905.4185](#).
- 7872 [1223] BABAR collaboration, J. P. Lees *et al.*, *Measurement of  $D^0 - \bar{D}^0$  Mixing and CP Violation in*  
7873 *Two-Body  $D^0$  Decays*, Phys. Rev. **D87** (2013) 012004, [arXiv:1209.3896](#).
- 7874 [1224] BESIII collaboration, M. Ablikim *et al.*, *Measurement of  $y_{CP}$  in  $D^0 - \bar{D}^0$  oscillation using*  
7875 *quantum correlations in  $e^+ e^- \rightarrow D^0 \bar{D}^0$  at  $\sqrt{s} = 3.773 \text{ GeV}$* , Phys. Lett. **B744** (2015) 339,  
7876 [arXiv:1501.01378](#).
- 7877 [1225] Belle collaboration, M. Staric *et al.*, *Measurement of  $D^0 - -\bar{D}$  mixing and search for CP*  
7878 *violation in  $D^0 \rightarrow K^+ K^-$ ,  $\pi^+ \pi^-$  decays with the full Belle data set*, Phys. Lett. **B753** (2016)  
7879 412, [arXiv:1509.08266](#).
- 7880 [1226] LHCb collaboration, R. Aaij *et al.*, *Measurement of the Charm-Mixing Parameter  $y_{CP}$* , Phys.  
7881 Rev. Lett. **122** (2019) 011802, [arXiv:1810.06874](#).
- 7882 [1227] Belle collaboration, M. Nayak *et al.*, *Measurement of the charm-mixing parameter  $y_{CP}$  in*  
7883  *$D^0 \rightarrow K_S^0 \omega$  decays at Belle*, Phys. Rev. D **102** (2020) 071102, [arXiv:1912.10912](#).
- 7884 [1228] CDF collaboration, T. A. Aaltonen *et al.*, *Measurement of indirect CP-violating asymmetries*  
7885 *in  $D^0 \rightarrow K^+ K^-$  and  $D^0 \rightarrow \pi^+ \pi^-$  decays at CDF*, Phys. Rev. **D90** (2014) 111103,  
7886 [arXiv:1410.5435](#).

- 7887 [1229] LHCb collaboration, R. Aaij *et al.*, *Search for time-dependent CP violation in  $D^0 \rightarrow K^+ K^-$*   
7888 *and  $D^0 \rightarrow \pi^+ \pi^-$  decays*, [arXiv:2105.09889](#).
- 7889 [1230] F. James, *MINUIT – Function Minimization and Error Analysis, Reference Manual Version*  
7890 *94.1*, CERN Program Library Long Writeup D506, 1994.
- 7891 [1231] A. L. Kagan and M. D. Sokoloff, *On Indirect CP Violation and Implications for  $D^0 - \bar{D}^0$*   
7892 *and  $B_s - \bar{B}_s$  mixing*, Phys. Rev. **D80** (2009) 076008, [arXiv:0907.3917](#).
- 7893 [1232] Y. Grossman, Y. Nir, and G. Perez, *Testing New Indirect CP Violation*, Phys. Rev. Lett. **103**  
7894 (2009) 071602, [arXiv:0904.0305](#).
- 7895 [1233] A. L. Kagan and L. Silvestrini, *Dispersive and absorptive CP violation in  $D^0 - \bar{D}^0$  mixing*,  
7896 Phys. Rev. D **103** (2021) 053008, [arXiv:2001.07207](#).
- 7897 [1234] M. Ciuchini *et al.*,  *$D - \bar{D}$  mixing and new physics: General considerations and constraints on*  
7898 *the MSSM*, Phys. Lett. **B655** (2007) 162, [arXiv:hep-ph/0703204](#).
- 7899 [1235] I. I. Y. Bigi and A. I. Sanda, *CP violation*, Camb. Monogr. Part. Phys. Nucl. Phys. Cosmol. **9**  
7900 (2000) 1.
- 7901 [1236] Y. Nir, *CP violation in and beyond the standard model*, [arXiv:hep-ph/9911321](#).
- 7902 [1237] F. Buccella *et al.*, *Nonleptonic weak decays of charmed mesons*, Phys. Rev. **D51** (1995) 3478,  
7903 [arXiv:hep-ph/9411286](#).
- 7904 [1238] Y. Grossman and Y. Nir, *CP Violation in  $\tau \rightarrow \nu \pi K_S$  and  $D \rightarrow \pi K_S$ : The Importance of*  
7905  *$K_S - K_L$  Interference*, JHEP **04** (2012) 002, [arXiv:1110.3790](#).
- 7906 [1239] LHCb collaboration, R. Aaij *et al.*, *Measurement of the  $D^{+/-}$  production asymmetry in 7 TeV*  
7907 *pp collisions*, Phys. Lett. B **718** (2013) 902, [arXiv:1210.4112](#).
- 7908 [1240] BESIII collaboration, M. Ablikim *et al.*, *Measurements of the absolute branching fractions and*  
7909 *CP asymmetries for  $D^+ \rightarrow K_{S,L}^0 K^+ (\pi^0)$* , Phys. Rev. D **99** (2019) 032002, [arXiv:1812.05400](#).
- 7910 [1241] BESIII collaboration, M. Ablikim *et al.*, *Study of the Decays  $D_s^+ \rightarrow K_S^0 K^+$  and  $K_L^0 K^+$* , Phys.  
7911 Rev. D **99** (2019) 112005, [arXiv:1903.04164](#).
- 7912 [1242] LHCb collaboration, R. Aaij *et al.*, *A measurement of the CP asymmetry difference in*  
7913  *$\Lambda_c^+ \rightarrow p K^- K^+$  and  $p \pi^- \pi^+$  decays*, JHEP **03** (2018) 182, [arXiv:1712.07051](#).
- 7914 [1243] J. Brod, Y. Grossman, A. L. Kagan, and J. Zupan, *A Consistent Picture for Large Penguins*  
7915 *in  $D \rightarrow \pi^+ \pi^-$ ,  $K^+ K^-$* , JHEP **10** (2012) 161, [arXiv:1203.6659](#).
- 7916 [1244] BABAR collaboration, B. Aubert *et al.*, *Search for CP Violation in Neutral D Meson Cabibbo-*  
7917 *suppressed Three-body Decays*, Phys. Rev. **D78** (2008) 051102, [arXiv:0802.4035](#).
- 7918 [1245] I. Bediaga *et al.*, *On a CP anisotropy measurement in the Dalitz plot*, Phys. Rev. **D80** (2009)  
7919 096006, [arXiv:0905.4233](#).
- 7920 [1246] B. Aslan and G. Zech, *New test for the multivariate two-sample problem based on the concept*  
7921 *of minimum energy*, Journal of Statistical Computation and Simulation **75** (2005) 109.
- 7922 [1247] LHCb collaboration, R. Aaij *et al.*, *Model-independent search for CP Violation in*  
7923  *$D^0 \rightarrow \pi^- \pi^+ + \pi^+ \pi^-$  and  $D^0 \rightarrow K^- K^+ \pi^- \pi^+$  decay*, Phys. Lett. **B726** (2013) 623,  
7924 [arXiv:1308.3189](#).

- [1248] LHCb collaboration, R. Aaij *et al.*, *Search for CP violation through an amplitude analysis of  $D^0 \rightarrow K^+ K^- \pi^+ \pi^-$  decays*, JHEP **02** (2019) 126, [arXiv:1811.08304](#).
- [1249] CLEO collaboration, J. W. Hinson *et al.*, *Improved measurement of the form-factors in the decay  $\Lambda_c^+ \rightarrow \Lambda e^+ \nu_e$* , Phys. Rev. Lett. **94** (2005) 191801, [arXiv:hep-ex/0501002](#).
- [1250] FOCUS collaboration, J. M. Link *et al.*, *Study of the decay asymmetry parameter and CP violation parameter in the  $\Lambda_c^+ \rightarrow \Lambda \pi^+$  decay*, Phys. Lett. **B634** (2006) 165, [arXiv:hep-ex/0509042](#).
- [1251] Belle collaboration, Y. B. Li *et al.*, *Measurements of the branching fractions of the semileptonic decays  $\Xi_c^0 \rightarrow \Xi^- \ell^+ \nu_\ell$  and the asymmetry parameter of  $\Xi_c^0 \rightarrow \Xi^- \pi^+$* , [arXiv:2103.06496](#).
- [1252] Y. Grossman, A. L. Kagan, and J. Zupan, *Testing for new physics in singly Cabibbo suppressed D decays*, Phys. Rev. **D85** (2012) 114036, [arXiv:1204.3557](#).
- [1253] Belle collaboration, V. Babu *et al.*, *Search for CP violation in the  $D^+ \rightarrow \pi^+ \pi^0$  decay at Belle*, Phys. Rev. **D97** (2018) 011101, [arXiv:1712.00619](#).
- [1254] LHCb collaboration, R. Aaij *et al.*, *Search for CP violation in  $D_{(s)}^+ \rightarrow h^+ \pi^0$  and  $D_{(s)}^+ \rightarrow h^+ \eta$  decays*, JHEP **06** (2021) 019, [arXiv:2103.11058](#).
- [1255] CLEO collaboration, B. I. Eisenstein *et al.*, *Precision Measurement of  $B(D^+ \rightarrow \mu^+ \nu)$  and the Pseudoscalar Decay Constant  $f_+^D$* , Phys. Rev. **D78** (2008) 052003, [arXiv:0806.2112](#).
- [1256] CLEO collaboration, H. Mendez *et al.*, *Measurements of D Meson Decays to Two Pseudoscalar Mesons*, Phys. Rev. **D81** (2010) 052013, [arXiv:0906.3198](#).
- [1257] Belle collaboration, E. Won *et al.*, *Observation of  $D^+ \rightarrow K^+ \eta^{(\prime)}$  and Search for CP Violation in  $D^+ \rightarrow \pi^+ \eta^{(\prime)}$  Decays*, Phys. Rev. Lett. **107** (2011) 221801, [arXiv:1107.0553](#).
- [1258] LHCb collaboration, R. Aaij *et al.*, *Measurement of CP asymmetries in  $D^\pm \rightarrow \eta' \pi^\pm$  and  $D_s^\pm \rightarrow \eta' \pi^\pm$  decays*, Phys. Lett. **B771** (2017) 21, [arXiv:1701.01871](#).
- [1259] CLEO collaboration, G. Bonvicini *et al.*, *Updated measurements of absolute  $D^+$  and  $D^0$  hadronic branching fractions and  $\sigma(e^+ e^- \rightarrow D \bar{D})$  at  $E_{cm} = 3774$  MeV*, Phys. Rev. **D89** (2014) 072002, [arXiv:1312.6775](#).
- [1260] Belle collaboration, B. R. Ko *et al.*, *Evidence for CP Violation in the Decay  $D^+ \rightarrow K_S^0 \pi^+$* , Phys. Rev. Lett. **109** (2012) 021601, [arXiv:1203.6409](#).
- [1261] BABAR collaboration, P. del Amo Sanchez *et al.*, *Search for CP Violation in the Decay  $D^\pm \rightarrow K_S \pi^\pm$* , Phys. Rev. **D83** (2011) 071103, [arXiv:1011.5477](#).
- [1262] FOCUS collaboration, J. M. Link *et al.*, *Search for CP violation in the decays  $D^+ \rightarrow K_S \pi^+$  and  $D^+ \rightarrow K_S K^+$* , Phys. Rev. Lett. **88** (2002) 041602; 159903(E), [arXiv:hep-ex/0109022](#).
- [1263] BABAR collaboration, J. P. Lees *et al.*, *Search for CP Violation in the Decays  $D^\pm \rightarrow K_S^0 K^\pm$ ,  $D_s^\pm \rightarrow K_S^0 K^\pm$ , and  $D_s^\pm \rightarrow K_S^0 \pi^\pm$* , Phys. Rev. **D87** (2013) 052012, [arXiv:1212.3003](#).
- [1264] Belle collaboration, B. R. Ko *et al.*, *Search for CP Violation in the Decay  $D^+ \rightarrow K_S^0 \pi^+$* , JHEP **02** (2013) 098, [arXiv:1212.6112](#).

- [1265] LHCb collaboration, R. Aaij *et al.*, *Search for CP violation in  $D_s^+ \rightarrow K_S^0 \pi^+$ ,  $D^+ \rightarrow K_S^0 K^+$  and  $D^+ \rightarrow \phi \pi^+$  decays*, Phys. Rev. Lett. **122** (2019) 191803, [arXiv:1903.01150](#).
- [1266] BESIII collaboration, M. Ablikim *et al.*, *Study of decay dynamics and CP asymmetry in  $D^+ \rightarrow K_L^0 e^+ \nu_e$  decay*, Phys. Rev. D **92** (2015) 112008, [arXiv:1510.00308](#).
- [1267] LHCb collaboration, R. Aaij *et al.*, *Search for CP Violation in the decay  $D^+ \rightarrow \pi^- \pi^+ \pi^+$* , Phys. Lett. **B728** (2014) 585, [arXiv:1310.7953](#).
- [1268] Fermilab E791 collaboration, E. M. Aitala *et al.*, *Search for CP violation in charged D meson decays*, Phys. Lett. **B403** (1997) 377, [arXiv:hep-ex/9612005](#).
- [1269] D0 collaboration, V. M. Abazov *et al.*, *Measurement of the direct CP-violating parameter  $A_{CP}$  in the decay  $D^+ \rightarrow K^- \pi^+ \pi^+$* , Phys. Rev. **D90** (2014) 111102, [arXiv:1408.6848](#).
- [1270] BESIII collaboration, M. Ablikim *et al.*, *Measurements of Absolute Branching Fractions of Fourteen Exclusive Hadronic D Decays to  $\eta$* , Phys. Rev. Lett. **124** (2020) 241803, [arXiv:2004.13910](#).
- [1271] BABAR collaboration, J. P. Lees *et al.*, *Search for direct CP Violation in singly Cabibbo-suppressed  $D^\pm \rightarrow K^+ K^- \pi^\pm$  decays*, Phys. Rev. **D87** (2013) 052010, [arXiv:1212.1856](#).
- [1272] CLEO collaboration, P. Rubin *et al.*, *Search for CP Violation in the Dalitz-Plot Analysis of  $D^\pm \rightarrow K^+ K^- \pi^\pm$* , Phys. Rev. **D78** (2008) 072003, [arXiv:0807.4545](#).
- [1273] FOCUS collaboration, J. M. Link *et al.*, *Search for CP violation in  $D^0$  and  $D^+$  decays*, Phys. Lett. **B491** (2000) 232, [arXiv:hep-ex/0005037](#).
- [1274] FOCUS collaboration, J. M. Link *et al.*, *Search for T violation in charm meson decays*, Phys. Lett. **B622** (2005) 239, [arXiv:hep-ex/0506012](#).
- [1275] BESIII collaboration, M. Ablikim *et al.*, *Observation of the Doubly Cabibbo-Suppressed Decay  $D^+ \rightarrow K^+ \pi^+ \pi^- \pi^0$  and Evidence for  $D^+ \rightarrow K^+ \omega$* , Phys. Rev. Lett. **125** (2020) 141802, [arXiv:2007.07674](#).
- [1276] LHCb collaboration, R. Aaij *et al.*, *Measurement of CP asymmetry in  $D^0 \rightarrow K^- K^+$  decays*, Phys. Lett. **B767** (2017) 177, [arXiv:1610.09476](#).
- [1277] CDF collaboration, T. Aaltonen *et al.*, *Measurement of CP-violating asymmetries in  $D^0 \rightarrow \pi^+ \pi^-$  and  $D^0 \rightarrow K^+ K^-$  decays at CDF*, Phys. Rev. **D85** (2012) 012009, [arXiv:1111.5023](#).
- [1278] Fermilab E791 collaboration, E. M. Aitala *et al.*, *Branching fractions for  $D^0 \rightarrow K^+ K^-$  and  $D^0 \rightarrow \pi^+ \pi^-$ , and a search for CP violation in  $D^0$  decays*, Phys. Lett. **B421** (1998) 405, [arXiv:hep-ex/9711003](#).
- [1279] Belle collaboration, N. K. Nisar *et al.*, *Search for CP violation in  $D^0 \rightarrow \pi^0 \pi^0$  decays*, Phys. Rev. Lett. **112** (2014) 211601, [arXiv:1404.1266](#).
- [1280] CLEO collaboration, G. Bonvicini *et al.*, *Search for CP violation in  $D^0 \rightarrow K_S^0 \pi^0$  and  $D^0 \rightarrow \pi^0 \pi^0$  and  $D^0 \rightarrow K_S^0 K_S^0$  decays*, Phys. Rev. **D63** (2001) 071101, [arXiv:hep-ex/0012054](#).
- [1281] Belle collaboration, B. R. Ko *et al.*, *Search for CP Violation in the Decays  $D^0 \rightarrow K_S^0 \pi^0$* , Phys. Rev. Lett. **106** (2011) 211801, [arXiv:1101.3365](#).

- [1282] LHCb collaboration, R. Aaij *et al.*, *Measurement of CP asymmetry in  $D^0 \rightarrow K_S^0 K_S^0$  decays*, Phys. Rev. D **104** (2021) L031102, [arXiv:2105.01565](#).
- [1283] N. Dash *et al.*, *Search for CP Violation and Measurement of the Branching Fraction in the Decay  $D^0 \rightarrow K_S^0 K_S^0$* , Phys. Rev. Lett. **119** (2017) 171801, [arXiv:1705.05966](#).
- [1284] Belle collaboration, J. B. Kim *et al.*, *Search for CP violation with Kinematic Asymmetries in the  $D^0 \rightarrow K^+ K^- \pi^+ \pi^-$  Decay*, [arXiv:1810.06457](#).
- [1285] LHCb collaboration, R. Aaij *et al.*, *Search for CP violation in  $D^0 \rightarrow \pi^- \pi^+ \pi^0$  decays with the energy test*, Phys. Lett. **B740** (2015) 158, [arXiv:1410.4170](#).
- [1286] Belle collaboration, K. Arinstein, *Measurement of the ratio  $B(D^0 \rightarrow \pi^+ \pi^- \pi^0) / B(D^0 \rightarrow K^- \pi^+ \pi^0)$  and the time- integrated CP asymmetry in  $D^0 \rightarrow \pi^+ \pi^- \pi^0$* , Phys. Lett. **B662** (2008) 102, [arXiv:0801.2439](#).
- [1287] CLEO collaboration, D. Cronin-Hennessy *et al.*, *Searches for CP violation and  $\pi\pi$  S-wave in the Dalitz- plot of  $D^0 \rightarrow \pi^+ \pi^- \pi^0$* , Phys. Rev. **D72** (2005) 031102, [arXiv:hep-ex/0503052](#).
- [1288] Belle collaboration, X. C. Tian *et al.*, *Measurement of the wrong-sign decays  $D^0 \rightarrow K^+ \pi^- (\pi^0, \pi^+ \pi^-)$  and search for CP violation*, Phys. Rev. Lett. **95** (2005) 231801, [arXiv:hep-ex/0507071](#).
- [1289] CLEO collaboration, G. Brandenburg *et al.*, *Rate measurement of  $D^0 \rightarrow K^+ \pi^- \pi^0$  and constraints on  $D^0 \bar{D}^0$  mixing*, Phys. Rev. Lett. **87** (2001) 071802, [arXiv:hep-ex/0105002](#).
- [1290] CDF collaboration, T. Aaltonen *et al.*, *Measurement of CP-violation asymmetries in  $D^0 \rightarrow K_S \pi^+ \pi^-$* , Phys. Rev. **D86** (2012) 032007, [arXiv:1207.0825](#).
- [1291] CLEO collaboration, D. M. Asner *et al.*, *Search for CP violation in  $D^0 \rightarrow K_S^0 \pi^+ \pi^-$* , Phys. Rev. **D70** (2004) 091101, [arXiv:hep-ex/0311033](#).
- [1292] CLEO collaboration, M. Artuso *et al.*, *Amplitude analysis of  $D^0 \rightarrow K^- K^+ \pi^- \pi^+$* , Phys. Rev. **D85** (2012) 122002, [arXiv:1201.5716](#).
- [1293] Belle collaboration, A. Abdesselam *et al.*, *Observation of  $D^0 \rightarrow \rho^0 \gamma$  and search for CP violation in radiative charm decays*, Phys. Rev. Lett. **118** (2017) 051801, [arXiv:1603.03257](#).
- [1294] LHCb collaboration, R. Aaij *et al.*, *Measurement of Angular and CP Asymmetries in  $D^0 \rightarrow \pi^+ \pi^- \mu^+ \mu^-$  and  $D^0 \rightarrow K^+ K^- \mu^+ \mu^-$  decays*, Phys. Rev. Lett. **121** (2018) 091801, [arXiv:1806.10793](#).
- [1295] CLEO collaboration, J. P. Alexander *et al.*, *Measurement of  $BD_s^+ \rightarrow \ell^+ \nu$  and the Decay Constant  $fD_s^+$  From 600 /pb<sup>-1</sup> of  $e^\pm$  Annihilation Data Near 4170 MeV*, Phys. Rev. **D79** (2009) 052001, [arXiv:0901.1216](#).
- [1296] Belle collaboration, Y. Guan *et al.*, *Measurement of branching fractions and CP asymmetries for  $D_s^+ \rightarrow K^+(\eta, \pi^0)$  and  $D_s^+ \rightarrow \pi^+(\eta, \pi^0)$  decays at Belle*, Phys. Rev. D **103** (2021) 112005, [arXiv:2103.09969](#).
- [1297] CLEO collaboration, P. U. E. Onyisi *et al.*, *Improved Measurement of Absolute Hadronic Branching Fractions of the  $D_s^+$  Meson*, Phys. Rev. **D88** (2013) 032009, [arXiv:1306.5363](#).
- [1298] Belle collaboration, B. R. Ko *et al.*, *Search for CP violation in the decays  $D_{(s)}^+ \rightarrow K_S^0 \pi^+$  and  $D_{(s)}^+ \rightarrow K_S^0 K^+$* , Phys. Rev. Lett. **104** (2010) 181602, [arXiv:1001.3202](#).

- [1299] E. Golowich and G. Valencia, *Triple product correlations in semileptonic  $B^\pm$  decays*, Phys. Rev. **D40** (1989) 112.
- [1300] I. I. Y. Bigi, *Charm physics - like Botticelli in the Sistine Chapel*, arXiv:hep-ph/0107102.
- [1301] W. Bensalem, A. Datta, and D. London, *New-physics effects on triple-product correlations in  $\Lambda_b$  decays*, Phys. Rev. **D66** (2002) 094004, arXiv:hep-ph/0208054.
- [1302] W. Bensalem and D. London,  *$T$  odd triple product correlations in hadronic  $b$  decays*, Phys. Rev. **D64** (2001) 116003, arXiv:hep-ph/0005018.
- [1303] W. Bensalem, A. Datta, and D. London,  *$T$ -violating triple-product correlations in charmless  $\Lambda_b$  decays*, Phys. Lett. **B538** (2002) 309, arXiv:hep-ph/0205009.
- [1304] M. Gronau and J. L. Rosner, *Triple product asymmetries in  $K$ ,  $D_{(s)}$  and  $B_{(s)}$  decays*, Phys. Rev. **D84** (2011) 096013, arXiv:1107.1232.
- [1305] Belle collaboration, K. Prasanth *et al.*, *First measurement of  $T$ -odd moments in  $D^0 \rightarrow K_S^0 \pi^+ \pi^- \pi^0$  decays*, Phys. Rev. **D95** (2017) 091101, arXiv:1703.05721.
- [1306] LHCb collaboration, R. Aaij *et al.*, *Search for  $CP$  violation using  $T$ -odd correlations in  $D^0 \rightarrow K^+ K^- \pi^+ \pi^-$  decays*, JHEP **10** (2014) 005, arXiv:1408.1299.
- [1307] BABAR collaboration, P. del Amo Sanchez *et al.*, *Search for  $CP$  violation using  $T$ -odd correlations in  $D^0 \rightarrow K^+ K^- \pi^+ \pi^-$  decays*, Phys. Rev. **D81** (2010) 111103, arXiv:1003.3397.
- [1308] BABAR collaboration, J. P. Lees *et al.*, *Search for  $CP$  violation using  $T$ -odd correlations in  $D^+ \rightarrow K^+ K_S^0 \pi^+ \pi^-$  and  $D_s^+ \rightarrow K^+ K_S^0 \pi^+ \pi^-$  decays*, Phys. Rev. **D84** (2011) 031103, arXiv:1105.4410.
- [1309] LHCb collaboration, R. Aaij *et al.*, *Studies of the resonance structure in  $D^0 \rightarrow K^\mp \pi^\pm \pi^\pm \pi^\mp$  decays*, Eur. Phys. J. **C78** (2018) 443, arXiv:1712.08609.
- [1310] A. J. Bevan,  *$C$ ,  $P$ , and  $CP$  asymmetry observables based on triple product asymmetries*, arXiv:1506.04246.
- [1311] G. Durieux and Y. Grossman, *Probing  $CP$  violation systematically in differential distributions*, Phys. Rev. **D92** (2015) 076013, arXiv:1508.03054.
- [1312] Y. Grossman, A. L. Kagan, and Y. Nir, *New physics and  $CP$  violation in singly Cabibbo suppressed  $D$  decays*, Phys. Rev. **D75** (2007) 036008, arXiv:hep-ph/0609178.
- [1313] M. Gersabeck *et al.*, *On the interplay of direct and indirect  $CP$  violation in the charm sector*, J. Phys. **G39** (2012) 045005, arXiv:1111.6515.
- [1314] LHCb collaboration, R. Aaij *et al.*, *Measurement of  $CP$  asymmetry in  $D^0 \rightarrow K^- K^+$  and  $D^0 \rightarrow \pi^- \pi^+$  decays*, JHEP **07** (2014) 041, arXiv:1405.2797.
- [1315] LHCb collaboration, R. Aaij *et al.*, *Measurement of the difference of time-integrated  $CP$  asymmetries in  $D^0 \rightarrow K^- K^+$  and  $D^0 \rightarrow \pi^- \pi^+$  decays*, Phys. Rev. Lett. **116** (2016) 191601, arXiv:1602.03160.
- [1316] T. Becher and R. J. Hill, *Comment on form-factor shape and extraction of  $|V_{ub}|$  from  $B \rightarrow \pi \ell \nu$* , Phys. Lett. **B633** (2006) 61, arXiv:hep-ph/0509090.



- [1317] R. J. Hill, *The modern description of semileptonic meson form factors*, eConf **C060409** (2006) 027, [arXiv:hep-ph/0606023](#).
- [1318] F. J. Gilman and R. L. Singleton, *Analysis of Semileptonic Decays of Mesons Containing Heavy Quarks*, Phys. Rev. **D41** (1990) 142.
- [1319] D. Becirevic and A. B. Kaidalov, *Comment on the heavy to light form-factors*, Phys. Lett. **B478** (2000) 417, [arXiv:hep-ph/9904490](#).
- [1320] C. G. Boyd, B. Grinstein, and R. F. Lebed, *Constraints on form-factors for exclusive semileptonic heavy to light meson decays*, Phys. Rev. Lett. **74** (1995) 4603, [arXiv:hep-ph/9412324](#).
- [1321] C. G. Boyd and M. J. Savage, *Analyticity, shapes of semileptonic form-factors, and  $\bar{B} \rightarrow \pi l \bar{\nu}$* , Phys. Rev. **D56** (1997) 303, [arXiv:hep-ph/9702300](#).
- [1322] M. C. Arnesen, B. Grinstein, I. Z. Rothstein, and I. W. Stewart, Phys. Rev. Lett. **95** (2005) 071802.
- [1323] C. Bourrely, B. Machet, and E. de Rafael, Nucl. Phys. **B189** (1981) 157.
- [1324] D. Becirevic *et al.*, *Insight into  $D/B \rightarrow \pi l \nu_\ell$  decay using the pole models*, [arXiv:1407.1019](#).
- [1325] BABAR collaboration, J. P. Lees *et al.*, *Measurement of the  $D^*(2010)^+$  natural line width and the  $D^*(2010)^+ - D^0$  mass difference*, Phys. Rev. **D88** (2013) 052003, [arXiv:1304.5009](#), Erratum *ibid.* **D88**, 079902, (2013).
- [1326] BABAR collaboration, P. del Amo Sanchez *et al.*, *Observation of new resonances decaying to  $D\pi$  and  $D^*\pi$  in inclusive  $e^+e^-$  collisions near  $\sqrt{s}=10.58$  GeV*, Phys. Rev. **D82** (2010) 111101, [arXiv:1009.2076](#).
- [1327] LHCb collaboration, R. Aaij *et al.*, *Study of  $D_J$  meson decays to  $D^+\pi^-$ ,  $D^0\pi^+$  and  $D^{*+}\pi^-$  final states in  $pp$  collision*, JHEP **09** (2013) 145, [arXiv:1307.4556](#).
- [1328] G. Burdman and J. Kambor, *Dispersive approach to semileptonic form-factors in heavy to light meson decays*, Phys. Rev. **D55** (1997) 2817, [arXiv:hep-ph/9602353](#).
- [1329] D. Becirevic *et al.*, *Proposal to study  $B_s \rightarrow D_{sJ}^-$  transitions*, Phys. Rev. **D87** (2013) 054007, [arXiv:1206.5869](#).
- [1330] BABAR collaboration, J. P. Lees *et al.*, *Measurement of the  $D^0 \rightarrow \pi^- e^+ \nu_e$  differential decay branching fraction as a function of  $q^2$  and study of form factor parameterizations*, Phys. Rev. **D91** (2015) 052022, [arXiv:1412.5502](#).
- [1331] BESIII collaboration, M. Ablikim *et al.*, *Study of Dynamics of  $D^0 \rightarrow K^- e^+ \nu_e$  and  $D^0 \rightarrow \pi^- e^+ \nu_e$  Decays*, Phys. Rev. **D92** (2015) 072012, [arXiv:1508.07560](#).
- [1332] Belle collaboration, L. Widhalm *et al.*, *Measurement of  $D^0 \rightarrow \pi l \nu$  ( $K l \nu$ ) Form Factors and Absolute Branching Fractions*, Phys. Rev. Lett. **97** (2006) 061804, [arXiv:hep-ex/0604049](#).
- [1333] BABAR collaboration, B. Aubert *et al.*, *Measurement of the hadronic form-factor in  $D^0 \rightarrow K^- e^+ \nu_e$  decays*, Phys. Rev. **D76** (2007) 052005, [arXiv:0704.0020](#).
- [1334] CLEO collaboration, D. Besson *et al.*, *Improved measurements of  $D$  meson semileptonic decays to  $\pi$  and  $K$  mesons*, Phys. Rev. **D80** (2009) 032005, [arXiv:0906.2983](#).

- [1335] CLEO collaboration, S. Dobbs *et al.*, *A Study of the semileptonic charm decays*  
 $D^0 \rightarrow \pi^- e^+ \nu_e$ ,  $D^+ \rightarrow \pi^0 e^+ \nu_e$ ,  $D^0 \rightarrow K^- e^+ \nu_e$ , and  $D^+ \rightarrow \bar{K}^0 e^+ \nu_e$ , Phys. Rev. **D77** (2008)  
112005, [arXiv:0712.1020](#).
- [1336] BESIII collaboration, M. Ablikim *et al.*, *Analysis of  $D^+ \rightarrow \bar{K}^0 e^+ \nu_e$  and  $D^+ \rightarrow \pi^0 e^+ \nu_e$*   
*semileptonic decays*, Phys. Rev. D **96** (2017) 012002, [arXiv:1703.09084](#).
- [1337] BESIII collaboration, M. Ablikim *et al.*, *Study of the  $D^0 \rightarrow K^- \mu^+ \nu_\mu$  dynamics and test of*  
*lepton flavor universality with  $D^0 \rightarrow K^- \ell^+ \nu_\ell$  decays*, Phys. Rev. Lett. **122** (2019) 011804,  
[arXiv:1810.03127](#).
- [1338] BESIII collaboration, M. Ablikim *et al.*, *Improved measurement of the absolute branching*  
*fraction of  $D^+ \rightarrow \bar{K}^0 \mu^+ \nu_\mu$* , Eur. Phys. J. C **76** (2016) 369, [arXiv:1605.00068](#).
- [1339] BESIII collaboration, M. Ablikim *et al.*, *Measurement of the absolute branching fraction of*  
 $D^+ \rightarrow \bar{K}^0 e^+ \nu_e$  *via  $\bar{K}^0 \rightarrow \pi^0 \pi^0$* , Chin. Phys. C **40** (2016) 113001, [arXiv:1605.00208](#).
- [1340] BESIII collaboration, M. Ablikim *et al.*, *Measurement of the branching fraction for the*  
*semi-leptonic decay  $D^{0(+)} \rightarrow \pi^{-(0)} \mu^+ \nu_\mu$  and test of lepton universality*, Phys. Rev. Lett. **121**  
(2018) 171803, [arXiv:1802.05492](#).
- [1341] BESIII collaboration, Y. Zheng. presented at the 37th International Conference on High  
Energy Physics (ICHEP 2014), 2014.
- [1342] HPQCD collaboration, J. Koponen *et al.*,  *$D \rightarrow K$  and  $D \rightarrow \pi$  semileptonic form factors from*  
*Lattice QCD*, [arXiv:1208.6242](#)[arXiv:1208.6242](#).
- [1343] HPQCD collaboration, J. Koponen *et al.*, *The shape of the  $D \rightarrow K$  semileptonic form factor*  
*from full lattice QCD and  $V_{cs}$* , [arXiv:1305.1462](#)[arXiv:1305.1462](#).
- [1344] CLEO collaboration, G. S. Huang *et al.*, *Study of semileptonic charm decays  $D^0 \rightarrow \pi^- \ell^+ \nu$*   
*and  $D^0 \rightarrow K^- \ell^+ \nu$* , Phys. Rev. Lett. **94** (2005) 011802, [arXiv:hep-ex/0407035](#).
- [1345] FOCUS collaboration, J. M. Link *et al.*, *Measurements of the  $q^2$  dependence of the*  
 $D^0 \rightarrow K^- \mu^+ \nu$  *and  $D^0 \rightarrow \pi^- \mu^+ \nu$  form factors*, Phys. Lett. **B607** (2005) 233,  
[arXiv:hep-ex/0410037](#).
- [1346] BESIII collaboration, M. Ablikim *et al.*, *Measurement of the dynamics of the decays*  
 $D_s^+ \rightarrow \eta^{(\prime)} e^+ \nu_e$ , Phys. Rev. Lett. **122** (2019) 121801, [arXiv:1901.02133](#).
- [1347] CLEO collaboration, J. Yelton *et al.*, *Studies of  $D^+ \rightarrow \{\eta, \eta', \phi\} e^+ \nu_e$* , Phys. Rev. D **84** (2011)  
032001, [arXiv:1011.1195](#).
- [1348] BESIII collaboration, M. Ablikim *et al.*, *Study of the decays  $D^+ \rightarrow \eta^{(\prime)} e^+ \nu_e$* , Phys. Rev. D **97**  
(2018) 092009, [arXiv:1512.08627](#).
- [1349] BESIII collaboration, M. Ablikim *et al.*, *First Observation of  $D^+ \rightarrow \eta \mu^+ \nu_\mu$  and Measurement*  
*of Its Decay Dynamics*, Phys. Rev. Lett. **124** (2020) 231801, [arXiv:2003.12220](#).
- [1350] BESIII collaboration, M. Ablikim *et al.*, *First measurement of the form factors in*  
 $D_s^+ \rightarrow K^0 e^+ \nu_e$  *and  $D_s^+ \rightarrow K^{*0} e^+ \nu_e$  decays*, Phys. Rev. Lett. **122** (2019) 061801,  
[arXiv:1811.02911](#).
- [1351] G. S. Bali *et al.*,  *$D_s \rightarrow \eta, \eta'$  semileptonic decay form factors with disconnected quark loop*  
*contributions*, Phys. Rev. D **91** (2015) 014503, [arXiv:1406.5449](#).

- [1352] G. Duplancic *et al.*, *Form factors of  $B$ ,  $B_s \rightarrow \eta^{(\prime)}$  and  $D$ ,  $D_s \rightarrow \eta^{(\prime)}$  transitions from QCD light-cone sum rules*, JHEP **1511** (2015) 138, [arXiv:1508.05287](#).
- [1353] N. Offen *et al.*, *Light-cone sum rules for the  $D_{(s)}^+ \rightarrow \eta^{(\prime)} \ell^+ \nu_\ell$  form factor*, Phys. Rev. D **88** (2013) 034023, [arXiv:1307.2797](#).
- [1354] K. Azizi *et al.*, *Exclusive  $D_s^+ \rightarrow (\eta, \eta') \ell^+ \nu_\ell$  decays in light cone QCD*, J. Phys. G **38** (2011) 095001, [arXiv:1011.6046](#).
- [1355] P. Colangelo *et al.*,  *$D_s$  decays to  $\eta$  and  $\eta'$  final states: A Phenomenological analysis*, Phys. Lett. B **520** (2001) 78, [arXiv:0107137](#).
- [1356] R. C. Verma, *Decay constants and form factors of s-wave and p-wave mesons in the covariant light-front quark model*, J. Phys. G **39** (2012) 025005, [arXiv:1103.2973](#).
- [1357] Z. T. Wei *et al.*, *Interpretation of the ' $f_{D_{(s)}}$  puzzle' in SM and beyond*, Phys. Rev. D **80** (2009) 015022, [arXiv:0905.3069](#).
- [1358] D. Melikhov *et al.*, *Weak form-factors for heavy meson decays: An Update*, Phys. Rev. D **62** (2000) 014006, [arXiv:0001113](#).
- [1359] N. R. Soni *et al.*, *Decay constants and form factors of s-wave and p-wave mesons in the covariant light-front quark model*, Phys. Rev. D **98** (2018) 114031, [arXiv:1810.11907](#).
- [1360] ETM collaboration, V. Lubicz *et al.*, *Scalar and vector form factors of  $D \rightarrow \pi(K) \ell \nu$  decays with  $N_f = 2 + 1 + 1$  twisted fermions*, Phys. Rev. D **96** (2017) 054514, [arXiv:1706.03017](#).
- [1361] HPQCD collaboration, H. Na *et al.*, *The  $D \rightarrow K \ell \nu$  Semileptonic Decay Scalar Form Factor and  $V_{cd}$  from Lattice QCD*, Phys. Rev. D **82** (2010) 114506, [arXiv:1008.4562](#).
- [1362] HPQCD collaboration, H. Na *et al.*,  *$D \rightarrow \pi \ell \nu$  semileptonic decays,  $V_{cd}$  and second row unitarity from lattice QCD*, Phys. Rev. D **84** (2011) 114505, [arXiv:1109.1501](#).
- [1363] Fermilab Lattice and MILC collaborations, R. Li *et al.*,  *$D$  meson Semileptonic Decay Form Factors at  $q^2 = 0$* , Lattice 2018 (2019), [arXiv:1901.08989](#).
- [1364] S. Fajfer *et al.*, *Discerning new physics in charm meson leptonic and semileptonic decays*, Phys. Rev. D **91** (2015) 094009, [arXiv:1502.07488](#).
- [1365] L. Riggio *et al.*, *Scalar and vector form factors of  $D \rightarrow \pi(K) \ell \nu$  decays with  $N_f = 2 + 1 + 1$  twisted fermions*, Eur. Phys. J. C **78** (2018) 501, [arXiv:1706.03657](#).
- [1366] BESIII collaboration, M. Ablikim *et al.*, *Observation of the semimuonic decay  $D^+ \rightarrow \omega \mu^+ \nu_\mu$* , Phys. Rev. D **101** (2020) 072005, [arXiv:2002.10578](#).
- [1367] BESIII collaboration, M. Ablikim *et al.*, *Measurements of the branching fractions for the semi-leptonic decays  $D_s^+ \rightarrow \phi e^+ \nu_e$ ,  $\phi \mu^+ \nu_\mu$ ,  $\eta \mu^+ \nu_\mu$ , and  $\eta' \mu^+ \nu_\mu$* , Phys. Rev. D **97** (2018) 012006, [arXiv:1709.03680](#).
- [1368] BESIII collaboration, M. Ablikim *et al.*, *Measurements of the absolute branching fractions for  $D_s^+ \rightarrow \eta e^+ \nu_e$  and  $D_s^+ \rightarrow \eta' e^+ \nu_e$* , Phys. Rev. D **94** (2016) 112003, [arXiv:1608.06484](#).
- [1369] FOCUS collaboration, J. M. Link *et al.*, *Evidence for new interference phenomena in the decay  $D^+ \rightarrow K^- \pi^+ \mu^+ \nu$* , Phys. Lett. **B535** (2002) 43, [arXiv:hep-ex/0203031](#).

- [1370] M. A. Ivanov *et al.*, *Exclusive semileptonic decays of  $D$  and  $D_s$  mesons in the covariant confining quark model*, Front. Phys. (Beijing) **14** (2019) 64401, [arXiv:1904.07740](#).
- [1371] FOCUS collaboration, J. M. Link *et al.*, *New measurements of the  $D^+ \rightarrow \bar{K}^{*0} \mu^+ \nu$  form-factor ratios*, Phys. Lett. **B544** (2002) 89, [arXiv:hep-ex/0207049](#).
- [1372] BABAR collaboration, B. Aubert *et al.*, *Study of the decay  $D_s^+ \rightarrow K^+ K^- e^+ \nu_e$* , Phys. Rev. **D78** (2008) 051101, [arXiv:0807.1599](#).
- [1373] CLEO collaboration, K. M. Ecklund *et al.*, *Study of the semileptonic decay  $D_s^+ \rightarrow f_0(980) e^+ \nu$  and implications for  $B_s \rightarrow J/\psi f_0$* , Phys. Rev. **D80** (2009) 052009, [arXiv:0907.3201](#).
- [1374] CLEO collaboration, R. A. Briere *et al.*, *Analysis of  $D^+ \rightarrow K^- \pi^+ e^+ \nu_e$  and  $D^+ \rightarrow K^- \pi^+ \mu^+ \nu_\mu$  Semileptonic Decays*, Phys. Rev. **D81** (2010) 112001, [arXiv:1004.1954](#).
- [1375] BABAR collaboration, P. del Amo Sanchez *et al.*, *Analysis of the  $D^+ \rightarrow K^- \pi^+ e^+ \nu_e$  decay channel*, Phys. Rev. **D83** (2011) 072001, [arXiv:1012.1810](#).
- [1376] P. Estabrooks *et al.*, *Study of  $K\pi$  Scattering Using the Reactions  $K^\pm p \rightarrow K^\pm \pi^+ n$  and  $K^\pm p \rightarrow K^\pm \pi^- \Delta^{++}$  at 13-GeV/c*, Nucl. Phys. **B133** (1978) 490.
- [1377] K. M. Watson, *Some general relations between the photoproduction and scattering of  $\pi$  mesons*, Phys. Rev. **95** (1954) 228.
- [1378] CLEO collaboration, S. Dobbs *et al.*, *First Measurement of the Form Factors in the Decays  $D^0 \rightarrow \rho^- e^+ \nu_e$  and  $D^+ \rightarrow \rho^0 e^+ \nu_e$* , Phys. Rev. Lett. **110** (2013) 131802, [arXiv:1112.2884](#).
- [1379] BESIII collaboration, M. Ablikim *et al.*, *Study of  $D^+ \rightarrow K^- \pi^+ e^+ \nu_e$* , Phys. Rev. D **94** (2016) 032001, [arXiv:1512.08627](#).
- [1380] BESIII collaboration, M. Ablikim *et al.*, *Study of the decay  $D^0 \rightarrow \bar{K}^0 \pi^- e^+ \nu_e$* , Phys. Rev. **D99** (2019) 011103, [arXiv:1811.11349](#).
- [1381] BESIII collaboration, M. Ablikim *et al.*, *Measurement of the form factors in the decay  $D^+ \rightarrow \omega e^+ \nu_e$  and search for the decay  $D^+ \rightarrow \phi e^+ \nu_e$* , Phys. Rev. D **92** (2016) 071101, [arXiv:1508.00151](#).
- [1382] BESIII collaboration, M. Ablikim *et al.*, *First Observation of  $D^+ \rightarrow f_0(500) e^+ \nu_e$  and Improved Measurements of  $D \rightarrow \rho e^+ \nu_e$* , Phys. Rev. Lett. **122** (2019) 062001, [arXiv:1809.06496](#).
- [1383] Fermilab E691 collaboration, J. C. Anjos *et al.*, *Measurement of the form-factors in the decay  $D^+ \rightarrow \bar{K}^{*0} e^+ \nu_e$* , Phys. Rev. Lett. **65** (1990) 2630.
- [1384] Fermilab E653 collaboration, K. Kodama *et al.*, *Measurement of the form-factor ratios in the decay  $D^+ \rightarrow \bar{K}^{*0}(892) \mu^+ \nu$* , Phys. Lett. **B274** (1992) 246.
- [1385] Fermilab E687 collaboration, P. L. Frabetti *et al.*, *Analysis of the decay mode  $D^+ \rightarrow \bar{K}^* 0 \mu^+ \nu$* , Phys. Lett. **B307** (1993) 262.
- [1386] Fermilab E791 collaboration, E. M. Aitala *et al.*, *Measurement of the form-factor ratios for  $D^+ \rightarrow \bar{K}^{*0} e^+ \nu_e$* , Phys. Rev. Lett. **80** (1998) 1393, [arXiv:hep-ph/9710216](#).
- [1387] Fermilab E791 collaboration, E. M. Aitala *et al.*, *Measurement of the form-factor ratios for  $D^+ \rightarrow \bar{K}^{*0} \ell^+ \nu_\ell$* , Phys. Lett. **B440** (1998) 435, [arXiv:hep-ex/9809026](#).

- [1388] BEATRICE collaboration, M. Adamovich *et al.*, *A Measurement of the form-factor ratios in the decay  $D^+ \rightarrow \bar{K}^{*0} \mu^+ \nu_\mu$* , Eur. Phys. J. **C6** (1999) 35.
- [1389] FOCUS collaboration, J. M. Link *et al.*, *Analysis of the semileptonic decay  $D^0 \rightarrow \bar{K}^0 \pi^- \mu^+ \nu$* , Phys. Lett. **B607** (2005) 67, [arXiv:hep-ex/0410067](#).
- [1390] BESIII collaboration, M. Ablikim *et al.*, *Observation of the Semileptonic Decay  $D^0 \rightarrow a_0(980)^- e^+ \nu_e$  and Evidence for  $D^+ \rightarrow a_0(980)^0 e^+ \nu_e$* , Phys. Rev. Lett. **121** (2018) 081802, [arXiv:1803.02166](#).
- [1391] X.-D. Cheng *et al.*, *Study of  $D \rightarrow a_0(980) e^+ \nu_e$  decay in the light-cone sum rules approach*, Phys. Rev. **D96** (2017) 033002, [arXiv:1706.01019](#).
- [1392] BESIII collaboration, M. Ablikim *et al.*, *Search for the decay  $D_s^+ \rightarrow a_0(1270)^0 e^+ \nu_e$* , Phys. Rev. D **103** (2021) 092004, [arXiv:2103.11855](#).
- [1393] CLEO collaboration, M. Artuso *et al.*, *Evidence for the decay  $D^0 \rightarrow K^- \pi^+ \pi^- e^+ \nu_e$* , Phys. Rev. Lett. **99** (2007) 191801, [arXiv:0705.4276](#).
- [1394] BESIII collaboration, M. Ablikim *et al.*, *Observation of the Semileptonic  $D^+$  Transition into an Axial-Vector Meson  $\bar{K}_1(1270)^0$* , Phys. Rev. Lett. **123** (2019) 231801, [arXiv:1907.11370](#).
- [1395] BESIII collaboration, M. Ablikim *et al.*, *Observation of  $D^0 \rightarrow K_1(1270)^- e^+ \nu_e$* , Phys. Rev. Lett. **127** (2021) 131801, [arXiv:2102.10850](#).
- [1396] BESIII collaboration, M. Ablikim *et al.*, *Search for the semileptonic decays  $D^+ \rightarrow b_1(1235)^0 e^+ \nu_e$  and  $D^0 \rightarrow b_1(1235)^- e^+ \nu_e$* , Phys. Rev. D **102** (2020) 112005, [arXiv:2008.05754](#).
- [1397] ETM collaboration, N. Carrasco *et al.*, *Leptonic decay constants  $f_K$ ,  $f_D$ , and  $f_{D_s}$  with  $N_f = 2 + 1 + 1$  twisted-mass lattice QCD*, Phys. Rev. **D91** (2015) 054507, [arXiv:1411.7908](#).
- [1398] A. Bazavov *et al.*,  *$B$ - and  $D$ -meson leptonic decay constants from four-flavor lattice QCD*, Phys. Rev. **D98** (2018) 074512, [arXiv:1712.09262](#).
- [1399] FLAG collaboration, S. Aoki *et al.*, *FLAG Review 2019*, Eur. Phys. J. C **80** (2020) 113, [arXiv:1902.08191](#).
- [1400] A. Filipuzzi, J. Portoles, and M. Gonzalez-Alonso,  *$U(2)^5$  flavor symmetry and lepton universality violation in  $W \rightarrow \tau \nu_\tau$* , Phys. Rev. **D85** (2012) 116010, [arXiv:1203.2092](#).
- [1401] BESIII collaboration, M. Ablikim *et al.*, *Determination of the pseudoscalar decay constant  $f_{D_s^+}$  via  $D_s^+ \rightarrow \mu^+ \nu_\mu$* , Phys. Rev. Lett. **122** (2019) 071802, [arXiv:1811.10890](#).
- [1402] BESIII collaboration, M. Ablikim *et al.*, *Measurement of the absolute branching fractions for purely leptonic  $D_s^+$  decays*, Phys. Rev. D **104** (2021) 052009, [arXiv:2102.11734](#).
- [1403] BESIII collaboration, M. Ablikim *et al.*, *Measurement of the branching fraction of leptonic decay  $D_s^+ \rightarrow \tau^+ \nu_\tau$  via  $\tau^+ \rightarrow \pi^+ \pi^0 \bar{\nu}_\tau$* , Phys. Rev. D **104** (2021) 032001, [arXiv:2105.07178](#).
- [1404] BESIII collaboration, M. Ablikim *et al.*, *Measurement of the Absolute Branching Fraction of  $D_s^+ \rightarrow \tau^+ \nu_\tau$  via  $\tau^+ \rightarrow e^+ \nu_e \bar{\nu}_\tau$* , Phys. Rev. Lett. **127** (2021) 171801, [arXiv:2106.02218](#).
- [1405] BESIII collaboration, M. Ablikim *et al.*, *Observation of the Leptonic Decay  $D^+ \rightarrow \tau^+ \nu_\tau$* , Phys. Rev. Lett. **123** (2019) 211802, [arXiv:1908.08877](#).

- [1406] BESIII collaboration, M. Ablikim *et al.*, *Precision measurements of  $B(D^+ \rightarrow \mu^+ \nu_\mu)$ , the pseudoscalar decay constant  $f_{D^+}$ , and the quark mixing matrix element  $|V_{cd}|$* , Phys. Rev. **D89** (2014) 051104, [arXiv:1312.0374](#).
- [1407] BABAR collaboration, P. del Amo Sanchez *et al.*, *Measurement of the Absolute Branching Fractions for  $D_s^- \rightarrow \ell^- \bar{\nu}_\ell$  and Extraction of the Decay Constant  $f_{D_s}$* , Phys. Rev. **D82** (2010) 091103, [arXiv:1008.4080](#), Erratum *ibid.* **D91**, 019901 (2015).
- [1408] Belle collaboration, A. Zupanc *et al.*, *Measurements of branching fractions of leptonic and hadronic  $D_s^+$  meson decays and extraction of the  $D_s^+$  meson decay constant*, JHEP **09** (2013) 139, [arXiv:1307.6240](#).
- [1409] BESIII collaboration, M. Ablikim *et al.*, *Measurement of the  $D_s^+ \rightarrow \ell^+ \nu_\ell$  branching fractions and the decay constant  $f_{D_s^+}$* , Phys. Rev. **D94** (2016) 072004, [arXiv:1608.06732](#).
- [1410] CLEO collaboration, P. Naik *et al.*, *Measurement of the Pseudoscalar Decay Constant  $f_{D_s}$  Using  $D_s^+ \rightarrow \tau^+ \nu$ ,  $\tau^+ \rightarrow \rho^+ \bar{\nu}$  Decays*, Phys. Rev. **D80** (2009) 112004, [arXiv:0910.3602](#).
- [1411] CLEO collaboration, P. U. E. Onyisi *et al.*, *Improved Measurement of Absolute Branching Fraction of  $D_s^+ \rightarrow \tau^+ \nu_\tau$* , Phys. Rev. **D79** (2009) 052002, [arXiv:0901.1147](#).
- [1412] E. Barberio, B. van Eijk, and Z. Was, *PHOTOS: A Universal Monte Carlo for QED radiative corrections in decays*, Comput. Phys. Commun. **66** (1991) 115.
- [1413] E. Barberio and Z. Was, *PHOTOS: A Universal Monte Carlo for QED radiative corrections. Version 2.0*, Comput. Phys. Commun. **79** (1994) 291.
- [1414] P. Golonka and Z. Was, *PHOTOS Monte Carlo: A Precision tool for QED corrections in Z and W decays*, Eur. Phys. J. **C45** (2006) 97, [arXiv:hep-ph/0506026](#).
- [1415] P. Golonka *et al.*, *The Tauola photos F environment for the TAUOLA and PHOTOS packages: Release. 2.*, Comput. Phys. Commun. **174** (2006) 818, [arXiv:hep-ph/0312240](#).
- [1416] P. Golonka and Z. Was, *Next to Leading Logarithms and the PHOTOS Monte Carlo*, Eur. Phys. J. **C50** (2007) 53, [arXiv:hep-ph/0604232](#).
- [1417] A. Ryd *et al.*, *EvtGen: A Monte Carlo Generator for B-Physics*, EVTGEN-V00-11-07, 2005.
- [1418] D. J. Lange, *The EvtGen particle decay simulation package*, Nucl. Instrum. Meth. **A462** (2001) 152.
- [1419] FOCUS collaboration, J. M. Link *et al.*, *Study of the Cabibbo-suppressed decay modes  $D^0 \rightarrow \pi^- \pi^+$  and  $D^0 \rightarrow K^- K^+$* , Phys. Lett. **B555** (2003) 167, [arXiv:hep-ex/0212058](#).
- [1420] BESIII collaboration, M. Ablikim *et al.*, *Measurements of absolute branching fractions for D mesons decays into two pseudoscalar mesons*, Phys. Rev. **D97** (2018) 072004, [arXiv:1802.03119](#).
- [1421] BABAR collaboration, B. Aubert *et al.*, *Measurement of the absolute branching fraction of  $D^0 \rightarrow K^- \pi^+$* , Phys. Rev. Lett. **100** (2008) 051802, [arXiv:0704.2080](#).
- [1422] CLEO collaboration, M. Artuso *et al.*, *Measurement of  $Br(D^0 \rightarrow K^- \pi^+)$  using partial reconstruction of  $B \rightarrow D^{*+} X \ell^- \bar{\nu} u$* , Phys. Rev. Lett. **80** (1998) 3193, [arXiv:hep-ex/9712023](#).

- 8303 [1423] ALEPH collaboration, R. Barate *et al.*, *Measurement of the branching fraction for*  
8304  $D^0 \rightarrow K^- \pi^+$ , Phys. Lett. **B403** (1997) 367.
- 8305 [1424] ARGUS collaboration, H. Albrecht *et al.*, *Measurement of the absolute branching fractions for*  
8306  $D^0$  decays into  $K^- \pi^+$ ,  $K^- \pi^+ \pi^+ \pi^-$ ,  $\bar{K}^0 \pi^+ \pi^-$ , Phys. Lett. **B340** (1994) 125.
- 8307 [1425] CLEO collaboration, D. S. Akerib *et al.*, *Measurement of the absolute branching fraction for*  
8308  $D^0 \rightarrow K^- \pi^+$ , Phys. Rev. Lett. **71** (1993) 3070.
- 8309 [1426] ALEPH collaboration, D. Decamp *et al.*, *Production and decay of charmed mesons at the Z*  
8310 *resonance*, Phys. Lett. **B266** (1991) 218.
- 8311 [1427] CDF collaboration, D. E. Acosta *et al.*, *Measurement of partial widths and search for direct*  
8312 *CP violation in  $D^0$  meson decays to  $K^- K^+$  and  $\pi^- \pi^+$* , Phys. Rev. Lett. **94** (2005) 122001,  
8313 arXiv:hep-ex/0504006.
- 8314 [1428] CLEO collaboration, T. E. Coan *et al.*, *Flavor-specific inclusive B decays to charm*, Phys.  
8315 Rev. Lett. **80** (1998) 1150, arXiv:hep-ex/9710028.
- 8316 [1429] N. Davidson, T. Przedzinski, and Z. Was, *PHOTOS interface in C++: Technical and Physics*  
8317 *Documentation (and online update at <http://photospp.web.cern.ch>)*, Comput. Phys.  
8318 Commun. **199** (2016) 86, arXiv:1011.0937.
- 8319 [1430] BABAR collaboration, B. Aubert *et al.*, *Observation of a narrow meson decaying to  $D_s^+ \pi^0$  at a*  
8320 *mass of 2.32-GeV/c<sup>2</sup>*, Phys. Rev. Lett. **90** (2003) 242001, arXiv:hep-ex/0304021.
- 8321 [1431] CLEO collaboration, D. Besson *et al.*, *Observation of a narrow resonance of mass*  
8322 *2.46-GeV/c<sup>2</sup> decaying to  $D_s^{*+} \pi^0$  and confirmation of the  $D_{sJ}^*(2317)$  state*, Phys. Rev. **D68**  
8323 (2003) 032002, arXiv:hep-ex/0305100, Erratum *ibid.* **D75**, 119908 (2007).
- 8324 [1432] Belle collaboration, K. Abe *et al.*, *Measurements of the  $D_{sJ}$  resonance properties*, Phys. Rev.  
8325 Lett. **92** (2004) 012002, arXiv:hep-ex/0307052.
- 8326 [1433] BABAR collaboration, B. Aubert *et al.*, *Observation of a narrow meson decaying to  $D_s^+ \pi^0 \gamma$  at*  
8327 *a mass of 2.458 GeV/c<sup>2</sup>*, Phys. Rev. **D69** (2004) 031101, arXiv:hep-ex/0310050.
- 8328 [1434] FOCUS collaboration, J. M. Link *et al.*, *Measurement of masses and widths of excited charm*  
8329 *mesons  $D_2^*$  and evidence for broad states*, Phys. Lett. **B586** (2004) 11, arXiv:hep-ex/0312060.
- 8330 [1435] LHCb collaboration, R. Aaij *et al.*, *Amplitude analysis of  $B^0 \rightarrow \bar{D}^0 K^+ \pi^-$  decays*, Phys. Rev.  
8331 **D92** (2015) 012012, arXiv:1505.01505.
- 8332 [1436] LHCb collaboration, R. Aaij *et al.*, *Determination of quantum numbers for several excited*  
8333 *charmed mesons observed in  $B^- \rightarrow D^{*+} \pi^- \pi^-$  decays*, Phys. Rev. D **101** (2020) 032005,  
8334 arXiv:1911.05957.
- 8335 [1437] ZEUS collaboration, H. Abramowicz *et al.*, *Production of the excited charm mesons  $D_1$  and*  
8336  $D_2^*$  at HERA, Nucl. Phys. **B866** (2013) 229, arXiv:1208.4468.
- 8337 [1438] CDF collaboration, A. Abulencia *et al.*, *Measurement of mass and width of the excited charmed*  
8338 *meson states  $D_1^0$  and  $D_2^{*0}$  at CDF*, Phys. Rev. **D73** (2006) 051104, arXiv:hep-ex/0512069.
- 8339 [1439] CLEO collaboration, P. Avery *et al.*, *Production and decay of  $D_1^0(2420)$  and  $D_2^{*0}(2460)$* , Phys.  
8340 Lett. **B331** (1994) 236, arXiv:hep-ph/9403359.

- [1440] Fermilab E687 collaboration, P. L. Frabetti *et al.*, *Measurement of the masses and widths of  $L = 1$  charm mesons*, Phys. Rev. Lett. **72** (1994) 324.
- [1441] ARGUS collaboration, H. Albrecht *et al.*, *Resonance Decomposition of the  $D^{*0}(2420)$  Through a Decay Angular Analysis*, Phys. Lett. **B232** (1989) 398.
- [1442] CLEO collaboration, P. Avery *et al.*, *P Wave Charmed Mesons in  $e^+e^-$  Annihilation*, Phys. Rev. **D41** (1990) 774.
- [1443] Tagged Photon Spectrometer collaboration, J. C. Anjos *et al.*, *Observation of Excited Charmed Mesons*, Phys. Rev. Lett. **62** (1989) 1717.
- [1444] CLEO collaboration, T. Bergfeld *et al.*, *Observation of  $D_1^+(2420)$  and  $D_2^{*+}(2460)$* , Phys. Lett. **B340** (1994) 194.
- [1445] LHCb collaboration, R. Aaij *et al.*, *Amplitude analysis of  $B^- \rightarrow D^+\pi^-\pi^-$  decays*, Phys. Rev. **D94** (2016) 072001, [arXiv:1608.01289](#).
- [1446] ARGUS collaboration, H. Albrecht *et al.*, *Observation of the  $D^{*0}(2459)$  in  $e^+e^-$  Annihilation*, Phys. Lett. **B221** (1989) 422.
- [1447] ARGUS collaboration, H. Albrecht *et al.*, *Observation of the Charged Isospin Partner of the  $D^{*0}(2459)$* , Phys. Lett. **B231** (1989) 208.
- [1448] DELPHI collaboration, P. Abreu *et al.*, *First evidence for a charm radial excitation,  $D^{* '}$* , Phys. Lett. **B426** (1998) 231.
- [1449] BABAR collaboration, B. Aubert *et al.*, *A Study of the  $D_{sJ}^*(2317)$  and  $D_{sJ}(2460)$  Mesons in Inclusive  $c\bar{c}$  Production Near  $\sqrt{s}=10.6$  GeV*, Phys. Rev. **D74** (2006) 032007, [arXiv:hep-ex/0604030](#).
- [1450] BESIII collaboration, M. Ablikim *et al.*, *Measurement of the absolute branching fraction of  $D_{s0}^{*\pm}(2317) \rightarrow \pi^0 D_s^\pm$* , Phys. Rev. **D97** (2018) 051103, [arXiv:1711.08293](#).
- [1451] BESIII collaboration, M. Ablikim *et al.*, *Observation of  $e^+e^- \rightarrow D_s^+ \bar{D}^{(*)0} K^-$  and study of the P-wave  $D_s$  mesons*, [arXiv:1812.09800](#).
- [1452] BABAR collaboration, J. P. Lees *et al.*, *Measurement of the mass and width of the  $D_{s1}(2536)^+$  meson*, Phys. Rev. **D83** (2011) 072003, [arXiv:1103.2675](#).
- [1453] D0 collaboration, V. M. Abazov *et al.*, *Measurement of the  $B_s^0$  semileptonic branching ratio to an orbitally excited  $D_s$  state,  $Br(B_s^0 \rightarrow D_{s1}^-(2536)\mu^+\nu X)$* , Phys. Rev. Lett. **102** (2009) 051801, [arXiv:0712.3789](#).
- [1454] CLEO collaboration, J. P. Alexander *et al.*, *Production and decay of the  $D_{s1}^+(2536)$* , Phys. Lett. **B303** (1993) 377.
- [1455] ARGUS collaboration, H. Albrecht *et al.*, *Observation of the decay  $D_{s1}^+(2536) \rightarrow D^{*0}K^+$* , Phys. Lett. **B297** (1992) 425.
- [1456] ARGUS collaboration, H. Albrecht *et al.*, *Observation of a New Charmed - Strange Meson*, Phys. Lett. **B230** (1989) 162.
- [1457] LHCb collaboration, R. Aaij *et al.*, *Dalitz plot analysis of  $B_s^0 \rightarrow \bar{D}^0 K^- \pi^+$  decays*, Phys. Rev. **D90** (2014) 072003, [arXiv:1407.7712](#).



- [1458] LHCb collaboration, R. Aaij *et al.*, *First observation of  $\bar{B}_s^0 \rightarrow D_{s2}^{*+} X \mu^- \bar{\nu}$  decays*, Phys. Lett. **B698** (2011) 14, [arXiv:1102.0348](#).
- [1459] BABAR collaboration, B. Aubert *et al.*, *Observation of a New  $D_s$  Meson Decaying to  $DK$  at a Mass of  $2.86 \text{ GeV}/c^2$* , Phys. Rev. Lett. **97** (2006) 222001, [arXiv:hep-ex/0607082](#).
- [1460] ARGUS collaboration, H. Albrecht *et al.*, *Measurement of the decay  $D_{s2}^{*+} \rightarrow D^0 K^+$* , Z. Phys. **C69** (1996) 405.
- [1461] CLEO collaboration, Y. Kubota *et al.*, *Observation of a new charmed strange meson*, Phys. Rev. Lett. **72** (1994) 1972, [arXiv:hep-ph/9403325](#).
- [1462] LHCb collaboration, R. Aaij *et al.*, *Observation of a New Excited  $D_s^+$  Meson in  $B^0 \rightarrow D^- D^+ K^+ \pi^-$  Decays*, Phys. Rev. Lett. **126** (2021) 122002, [arXiv:2011.09112](#).
- [1463] LHCb collaboration, R. Aaij *et al.*, *Study of  $D_{sJ}^{(*)?+}$  mesons decaying to  $D^{*+} K_S^0$  and  $D^{*0} K^+$  final states*, JHEP **02** (2016) 133, [arXiv:1601.01495](#).
- [1464] BABAR collaboration, J. P. Lees *et al.*, *Dalitz plot analyses of  $B^0 \rightarrow D^- D^0 K^+$  and  $B^+ \rightarrow \bar{D}^0 D^0 K^+$  decays*, Phys. Rev. **D91** (2015) 052002, [arXiv:1412.6751](#).
- [1465] LHCb collaboration, R. Aaij *et al.*, *Study of  $D_{sJ}$  decays to  $D^+ K_S^0$  and  $D^0 K^+$  final states in  $pp$  collisions*, JHEP **10** (2012) 151, [arXiv:1207.6016](#).
- [1466] BABAR collaboration, B. Aubert *et al.*, *Study of  $D_{sJ}$  decays to  $D^* K$  in inclusive  $e^+ e^-$  interactions*, Phys. Rev. **D80** (2009) 092003, [arXiv:0908.0806](#).
- [1467] LHCb collaboration, R. Aaij *et al.*, *Observation of overlapping spin-1 and spin-3  $\bar{D}^0 K^-$  resonances at mass  $2.86 \text{ GeV}/c^2$* , Phys. Rev. Lett. **113** (2014) 162001, [arXiv:1407.7574](#).
- [1468] S. Godfrey and N. Isgur, *Mesons in a Relativized Quark Model with Chromodynamics*, Phys. Rev. **D32** (1985) 189.
- [1469] S. Godfrey and R. Kokoski, *The Properties of  $p$  Wave Mesons with One Heavy Quark*, Phys. Rev. **D43** (1991) 1679.
- [1470] P. Schweitzer, S. Boffi, and M. Radici, *Polynomiality of unpolarized off forward distribution functions and the  $D$  term in the chiral quark soliton model*, Phys. Rev. **D66** (2002) 114004, [arXiv:hep-ph/0207230](#).
- [1471] B. Chen, X. Liu, and A. Zhang, *Combined study of  $2S$  and  $1D$  open-charm mesons with natural spin-parity*, Phys. Rev. **D92** (2015) 034005, [arXiv:1507.02339](#).
- [1472] S. Godfrey and K. Moats, *Properties of Excited Charm and Charm-Strange Mesons*, Phys. Rev. **D93** (2016) 034035, [arXiv:1510.08305](#).
- [1473] A. M. Badalian and B. L. G. Bakker, *The charmed mesons in the region above  $3.0 \text{ GeV}$* , [arXiv:2012.06371](#).
- [1474] M. Albaladejo, P. Fernandez-Soler, F.-K. Guo, and J. Nieves, *Two-pole structure of the  $D_0^*(2400)$* , Phys. Lett. B **767** (2017) 465, [arXiv:1610.06727](#).
- [1475] M.-L. Du *et al.*, *Where is the lightest charmed scalar meson?*, Phys. Rev. Lett. **126** (2021) 192001, [arXiv:2012.04599](#).

- [1476] F. Jugeau, A. Le Yaouanc, L. Oliver, and J.-C. Raynal, *The Decays  $\bar{B} \rightarrow D^{**}\pi$  and the Isgur-Wise functions  $\tau_{1/2}(w)$ ,  $\tau_{3/2}(w)$* , Phys. Rev. **D72** (2005) 094010, [arXiv:hep-ph/0504206](#).
- [1477] P. Colangelo, F. De Fazio, and R. Ferrandes, *Excited charmed mesons: Observations, analyses and puzzles*, Mod. Phys. Lett. **A19** (2004) 2083, [arXiv:hep-ph/0407137](#).
- [1478] R. N. Cahn and J. D. Jackson, *Spin orbit and tensor forces in heavy quark light quark mesons: Implications of the new  $D_s$  state at 2.32-GeV*, Phys. Rev. **D68** (2003) 037502, [arXiv:hep-ph/0305012](#).
- [1479] T. Barnes, F. E. Close, and H. J. Lipkin, *Implications of a  $DK$  molecule at 2.32-GeV*, Phys. Rev. **D68** (2003) 054006, [arXiv:hep-ph/0305025](#).
- [1480] H. J. Lipkin, *New predictions for multiquark hadron masses*, Phys. Lett. **B580** (2004) 50, [arXiv:hep-ph/0306204](#).
- [1481] W. A. Bardeen, E. J. Eichten, and C. T. Hill, *Chiral multiplets of heavy - light mesons*, Phys. Rev. **D68** (2003) 054024, [arXiv:hep-ph/0305049](#).
- [1482] A. Türkan, J. Y. Süngü, and E. V. Veliev, *Modifications on the Properties of  $D_{s0}^*(2317)$  as Four-quark State in Thermal Medium*, [arXiv:2011.02416](#).
- [1483] T. Matsuki, T. Morii, and K. Sudoh, *Radial Excitations of Heavy Mesons*, Eur. Phys. J. **A31** (2007) 701, [arXiv:hep-ph/0610186](#).
- [1484] N. Isgur and M. B. Wise, *Weak Decays of Heavy Mesons in the Static Quark Approximation*, Phys. Lett. **B232** (1989) 113.
- [1485] ZEUS collaboration, S. Chekanov *et al.*, *Production of excited charm and charm-strange mesons at HERA*, Eur. Phys. J. **C60** (2009) 25, [arXiv:0807.1290](#).
- [1486] ALEPH collaboration, A. Heister *et al.*, *Production of  $D_s^{**}$  mesons in hadronic Z decays*, Phys. Lett. **B526** (2002) 34, [arXiv:hep-ex/0112010](#).
- [1487] BABAR collaboration, B. Aubert *et al.*, *A precision measurement of the  $\Lambda_c^+$  baryon mass*, Phys. Rev. **D72** (2005) 052006, [arXiv:hep-ex/0507009](#).
- [1488] Belle collaboration, E. Solovieva *et al.*, *Study of  $\Omega_c^0$  and  $\Omega_c^{*0}$  Baryons at Belle*, Phys. Lett. **B672** (2009) 1, [arXiv:0808.3677](#).
- [1489] CDF collaboration, T. Aaltonen *et al.*, *Measurements of the properties of  $\Lambda_c(2595)$ ,  $\Lambda_c(2625)$ ,  $\Sigma_c(2455)$ , and  $\Sigma_c(2520)$  baryons*, Phys. Rev. **D84** (2011) 012003, [arXiv:1105.5995](#).
- [1490] CLEO collaboration, M. Artuso *et al.*, *Observation of new states decaying into  $\Lambda_{cb}^+\pi^-\pi^+$* , Phys. Rev. Lett. **86** (2001) 4479, [arXiv:hep-ex/0010080](#).
- [1491] BABAR collaboration, B. Aubert *et al.*, *Observation of a charmed baryon decaying to  $D^0p$  at a mass near 2.94-GeV/ $c^2$* , Phys. Rev. Lett. **98** (2007) 012001, [arXiv:hep-ex/0603052](#).
- [1492] H.-Y. Cheng and C.-K. Chua, *Strong Decays of Charmed Baryons in Heavy Hadron Chiral Perturbation Theory*, Phys. Rev. **D75** (2007) 014006, [arXiv:hep-ph/0610283](#).
- [1493] Belle collaboration, K. Tanida *et al.*, *Experimental determination of the isospin of  $\Lambda_c(2765)^+/\Sigma_c(2765)^+$ , in 18th International Conference on Hadron Spectroscopy and Structure*, 2019, [arXiv:1908.06235](#).

- [1494] LHCb collaboration, R. Aaij *et al.*, *Measurement of the shape of the  $\Lambda_b^0 \rightarrow \Lambda_c^+ \mu^- \bar{\nu}_\mu$  differential decay rate*, Phys. Rev. **D96** (2017) 112005, [arXiv:1709.01920](#).
- [1495] Belle collaboration, S. H. Lee *et al.*, *Measurements of the masses and widths of the  $\Sigma_c(2455)^{0/++}$  and  $\Sigma_c(2520)^{0/++}$  baryons*, Phys. Rev. **D89** (2014) 091102, [arXiv:1404.5389](#).
- [1496] Belle collaboration, R. Mizuk *et al.*, *Observation of an isotriplet of excited charmed baryons decaying to  $\Lambda_c^+ \pi$* , Phys. Rev. Lett. **94** (2005) 122002, [arXiv:hep-ex/0412069](#).
- [1497] L. A. Copley, N. Isgur, and G. Karl, *Charmed Baryons in a Quark Model with Hyperfine Interactions*, Phys. Rev. **D20** (1979) 768, Erratum *ibid.* **D23**, 817, (1981).
- [1498] D. Pirjol and T.-M. Yan, *Predictions for  $s$  wave and  $p$  wave heavy baryons from sum rules and constituent quark model. 1. Strong interactions*, Phys. Rev. **D56** (1997) 5483, [arXiv:hep-ph/9701291](#).
- [1499] Belle collaboration, R. Chistov *et al.*, *Observation of new states decaying into  $\Lambda_c^+ K^- \pi^+$  and  $\Lambda_c^+ K_S^0 \pi^-$* , Phys. Rev. Lett. **97** (2006) 162001, [arXiv:hep-ex/0606051](#).
- [1500] Belle collaboration, Y. Kato *et al.*, *Search for doubly charmed baryons and study of charmed strange baryons at Belle*, Phys. Rev. **D89** (2014) 052003, [arXiv:1312.1026](#).
- [1501] Belle collaboration, Y. Kato *et al.*, *Studies of charmed baryons in the  $\Lambda - D$  final state at Belle*, Phys. Rev. **D94** (2016) 032002, [arXiv:1605.09103](#).
- [1502] LHCb collaboration, R. Aaij *et al.*, *Observation of New  $\Xi_c^0$  Baryons Decaying to  $\Lambda_c^+ K^-$* , Phys. Rev. Lett. **124** (2020) 222001, [arXiv:2003.13649](#).
- [1503] BABAR collaboration, B. Aubert *et al.*, *A Study of  $\bar{B} \rightarrow \Xi_c \bar{\Lambda}_c^-$  and  $\bar{B} \rightarrow \Lambda_c^+ \bar{\Lambda}_c^- \bar{K}$  decays at BABAR*, Phys. Rev. **D77** (2008) 031101, [arXiv:0710.5775](#).
- [1504] Belle collaboration, T. J. Moon *et al.*, *First Determination of the Spin and Parity of a Charmed-Strange Baryon,  $\Xi_c(2970)^+$* , [arXiv:2007.14700](#).
- [1505] L. D. Roper, *Evidence for a  $P$ -11 Pion-Nucleon Resonance at 556 MeV*, Phys. Rev. Lett. **12** (1964) 340.
- [1506] Belle collaboration, J. Yelton *et al.*, *Study of Excited  $\Xi_c$  States Decaying into  $\Xi_c^0$  and  $\Xi_c^+$  Baryons*, Phys. Rev. **D94** (2016) 052011, [arXiv:1607.07123](#).
- [1507] Belle collaboration, J. Yelton *et al.*, *Study of electromagnetic decays of orbitally excited  $\Xi_c$  baryons*, Phys. Rev. D **102** (2020) 071103, [arXiv:2009.03951](#).
- [1508] BABAR collaboration, B. Aubert *et al.*, *Observation of an excited charm baryon  $\Omega_c^*$  decaying to  $\Omega_c^0 \gamma$* , Phys. Rev. Lett. **97** (2006) 232001, [arXiv:hep-ex/0608055](#).
- [1509] J. L. Rosner, *Charmed baryons with  $J = 3/2$* , Phys. Rev. **D52** (1995) 6461, [arXiv:hep-ph/9508252](#).
- [1510] L. Y. Glozman and D. O. Riska, *The Charm and bottom hyperons and chiral dynamics*, Nucl. Phys. **A603** (1996) 326, [arXiv:hep-ph/9509269](#), Erratum *ibid.* **A620**, 510, (1997).
- [1511] E. E. Jenkins, *Heavy baryon masses in the  $1/m_Q$  and  $1/N_c$  expansions*, Phys. Rev. **D54** (1996) 4515, [arXiv:hep-ph/9603449](#).

- [1512] L. Burakovsky, J. T. Goldman, and L. P. Horwitz, *New quadratic baryon mass relations*, Phys. Rev. **D56** (1997) 7124, [arXiv:hep-ph/9706464](#).
- [1513] LHCb collaboration, R. Aaij *et al.*, *Observation of five new narrow  $\Omega_c^0$  states decaying to  $\Xi_c^+ K^-$* , Phys. Rev. Lett. **118** (2017) 182001, [arXiv:1703.04639](#).
- [1514] Belle collaboration, J. Yelton *et al.*, *Observation of Excited  $\Omega_c$  Charmed Baryons in  $e^+e^-$  Collisions*, Phys. Rev. **D97** (2018) 051102, [arXiv:1711.07927](#).
- [1515] LHCb collaboration, R. Aaij *et al.*, *First branching fraction measurement of the suppressed decay  $\Xi_c^0 \rightarrow \pi^- \Lambda_c^+$* , Phys. Rev. D **102** (2020) 071101, [arXiv:2007.12096](#).
- [1516] G. Burdman, E. Golowich, J. L. Hewett, and S. Pakvasa, *Rare charm decays in the standard model and beyond*, Phys. Rev. **D66** (2002) 014009, [arXiv:hep-ph/0112235](#).
- [1517] S. Fajfer *et al.*, *The Rare decays of  $D$  mesons*, Nucl. Phys. Proc. Suppl. **115** (2003) 93, [arXiv:hep-ph/0208201](#).
- [1518] S. Fajfer, N. Kosnik, and S. Prelovsek, *Updated constraints on new physics in rare charm decays*, Phys. Rev. **D76** (2007) 074010, [arXiv:0706.1133](#).
- [1519] E. Golowich, J. Hewett, S. Pakvasa, and A. A. Petrov, *Relating  $D^0 - \bar{D}^0$  Mixing and  $D^0 \rightarrow \ell^+ \ell^-$  with New Physics*, Phys. Rev. **D79** (2009) 114030, [arXiv:0903.2830](#).
- [1520] A. Paul, I. I. Bigi, and S. Recksiegel,  *$D^0 \rightarrow \gamma\gamma$  and  $D^0 \rightarrow \mu^+ \mu^-$  Rates on an Unlikely Impact of the Littlest Higgs Model with  $T$ -Parity*, Phys. Rev. **D82** (2010) 094006, [arXiv:1008.3141](#), Erratum *ibid.* **D83**, 019901, (2011).
- [1521] A. V. Borisov, *Lepton-number violating meson decays in theories beyond the Standard Model*, [arXiv:1112.3269](#).
- [1522] R.-M. Wang *et al.*, *Studying the lepton number and lepton flavor violating  $D^0 \rightarrow e^\pm \mu^\mp$  and  $D_{d/s}^+ \rightarrow \pi(K)^+ e^\pm \mu^\mp$  decays*, Int. J. Mod. Phys. **A29** (2014) 1450169.
- [1523] S. de Boer and G. Hiller, *Flavor and new physics opportunities with rare charm decays into leptons*, Phys. Rev. **D93** (2016) 074001, [arXiv:1510.00311](#).
- [1524] S. Fajfer and N. Košnik, *Prospects of discovering new physics in rare charm decays*, Eur. Phys. J. C **75** (2015) 567, [arXiv:1510.00965](#).
- [1525] S. Sahoo and R. Mohanta, *New physics effects in charm meson decays involving  $c \rightarrow ul^+ l^- (l_i^\mp l_j^\pm)$  transitions*, Eur. Phys. J. C **77** (2017) 344, [arXiv:1705.02251](#).
- [1526] S. de Boer and G. Hiller, *Rare radiative charm decays within the standard model and beyond*, JHEP **08** (2017) 091, [arXiv:1701.06392](#).
- [1527] S. De Boer and G. Hiller, *Null tests from angular distributions in  $D \rightarrow P_1 P_2 l^+ l^-$ ,  $l = e, \mu$  decays on and off peak*, Phys. Rev. D **98** (2018) 035041, [arXiv:1805.08516](#).
- [1528] R. Bause, M. Golz, G. Hiller, and A. Tayduganov, *The new physics reach of null tests with  $D \rightarrow \pi \ell \ell$  and  $D_s \rightarrow K \ell \ell$  decays*, Eur. Phys. J. C **80** (2020) 65, [arXiv:1909.11108](#), [Erratum: Eur.Phys.J.C 81, 219 (2021)].
- [1529] R. Bause, H. Gisbert, M. Golz, and G. Hiller, *Rare charm  $c \rightarrow u \nu \bar{\nu}$  dineutrino null tests for  $e^+e^-$  machines*, Phys. Rev. D **103** (2021) 015033, [arXiv:2010.02225](#).

- [1530] B. Bhattacharya, C. M. Grant, and A. A. Petrov, *Invisible widths of heavy mesons*, Phys. Rev. D **99** (2019) 093010, [arXiv:1809.04606](#).
- [1531] S. Fajfer and A. Novosel, *Coloured Scalars Mediated Rare Charm Meson Decays to Invisible Fermions*, [arXiv:2101.10712](#).
- [1532] CLEO collaboration, P. Rubin *et al.*, *Search for rare and forbidden decays of charm and charmed-strange mesons to final states  $h^+ - e^- + e^+$* , Phys. Rev. **D82** (2010) 092007, [arXiv:1009.1606](#).
- [1533] D0 collaboration, V. M. Abazov *et al.*, *Search for flavor-changing-neutral-current  $D$  meson decays*, Phys. Rev. Lett. **100** (2008) 101801, [arXiv:0708.2094](#).
- [1534] LHCb collaboration, R. Aaij *et al.*, *Search for the decay  $D^0 \rightarrow \pi^+ \pi^- \mu^+ \mu^-$* , Phys. Lett. **B728** (2014) 234, [arXiv:1310.2535](#).
- [1535] LHCb collaboration, R. Aaij *et al.*, *Search for  $D_{(s)}^+ \rightarrow \pi^+ \mu^+ \mu^-$  and  $D_{(s)}^+ \rightarrow \pi^- \mu^+ \mu^+$  decays*, Phys. Lett. **B724** (2013) 203, [arXiv:1304.6365](#).
- [1536] CLEO collaboration, T. E. Coan *et al.*, *First search for the flavor changing neutral current decay  $D^0 \rightarrow \gamma\gamma$* , Phys. Rev. Lett. **90** (2003) 101801, [arXiv:hep-ex/0212045](#).
- [1537] BESIII collaboration, M. Ablikim *et al.*, *Search for  $D^0 \rightarrow \gamma\gamma$  and improved measurement of the branching fraction for  $D^0 \rightarrow \pi^0 \pi^0$* , Phys. Rev. **D91** (2015) 112015, [arXiv:1505.03087](#).
- [1538] BABAR collaboration, J. P. Lees *et al.*, *Search for the Decay  $D^0 \rightarrow \gamma\gamma$  and Measurement of the Branching Fraction for  $D^0 \rightarrow \pi^0 \pi^0$* , Phys. Rev. **D85** (2012) 091107, [arXiv:1110.6480](#).
- [1539] Belle collaboration, N. K. Nisar *et al.*, *Search for the rare decay  $D^0 \rightarrow \gamma\gamma$  at Belle*, Phys. Rev. **D93** (2016) 051102, [arXiv:1512.02992](#).
- [1540] CLEO collaboration, P. Haas *et al.*, *Upper limits on charm changing neutral current interactions*, Phys. Rev. Lett. **60** (1988) 1614.
- [1541] ARGUS collaboration, H. Albrecht *et al.*, *Search for  $D^0$  decays into lepton pairs*, Phys. Lett. **B209** (1988) 380.
- [1542] MARK-III collaboration, J. Adler *et al.*, *A Search for the Decay  $D^0 \rightarrow e^+ e^-$* , Phys. Rev. **D37** (1988) 2023, Erratum *ibid.* **D40**, 3788, (1989).
- [1543] CLEO collaboration, A. Freyberger *et al.*, *Limits on flavor changing neutral currents in  $D^0$  meson decays*, Phys. Rev. Lett. **76** (1996) 3065.
- [1544] Fermilab E789 collaboration, D. Pripstein *et al.*, *Search for flavor changing neutral currents and lepton family number violation in two-body  $D^0$  decays*, Phys. Rev. **D61** (2000) 032005, [arXiv:hep-ex/9906022](#).
- [1545] Fermilab E791 collaboration, E. M. Aitala *et al.*, *Search for rare and forbidden dilepton decays of the  $D^+$ ,  $D_s^+$ , and  $D^0$  charmed mesons*, Phys. Lett. **B462** (1999) 401, [arXiv:hep-ex/9906045](#).
- [1546] BABAR collaboration, B. Aubert *et al.*, *Search for flavor-changing neutral current and lepton flavor violating decays of  $D^0 \rightarrow \ell^+ \ell^-$* , Phys. Rev. Lett. **93** (2004) 191801, [arXiv:hep-ex/0408023](#).

- [1547] Belle collaboration, M. Petric *et al.*, *Search for leptonic decays of  $D^0$  mesons*, Phys. Rev. **D81** (2010) 091102, [arXiv:1003.2345](#).
- [1548] Fermilab E653 collaboration, K. Kodama *et al.*, *Upper limits of charm hadron decays to two muons plus hadrons*, Phys. Lett. **B345** (1995) 85.
- [1549] HERA-B collaboration, I. Abt *et al.*, *Search for the flavor changing neutral current decay  $D^0 \rightarrow \mu^+ \mu^-$  with the HERA-B detector*, Phys. Lett. **B596** (2004) 173, [arXiv:hep-ex/0405059](#).
- [1550] CDF collaboration, T. Aaltonen *et al.*, *Updated Search for the Flavor-Changing Neutral-Current Decay  $D^0 \rightarrow \mu^+ \mu^-$* , Phys. Rev. **D82** (2010) 091105, [arXiv:1008.5077](#).
- [1551] LHCb collaboration, R. Aaij *et al.*, *Search for the rare decay  $D^0 \rightarrow \mu^+ \mu^-$* , Phys. Lett. **B725** (2013) 15, [arXiv:1305.5059](#).
- [1552] BESIII collaboration, M. Ablikim *et al.*, *Search for the rare decays  $D \rightarrow h(h')e^+e^-$* , Phys. Rev. **D97** (2018) 072015, [arXiv:1802.09752](#).
- [1553] Fermilab E791 collaboration, E. M. Aitala *et al.*, *Search for rare and forbidden charm meson decays  $D^0 \rightarrow V\ell^+\ell^-$  and  $hh\ell\ell$* , Phys. Rev. Lett. **86** (2001) 3969, [arXiv:hep-ex/0011077](#).
- [1554] LHCb collaboration, R. Aaij *et al.*, *Observation of  $D^0$  meson decays to  $\pi^+\pi^-\mu^+\mu^-$  and  $K^+K^-\mu^+\mu^-$  final states*, Phys. Rev. Lett. **119** (2017) 181805, [arXiv:1707.08377](#).
- [1555] MARK-III collaboration, J. Adler *et al.*, *A search for the decay  $D^0 \rightarrow \bar{K}^0 e^+ e^-$* , Phys. Rev. **D40** (1989) 906.
- [1556] BaBar collaboration, J. P. Lees *et al.*, *Observation of the Decay  $D^0 \rightarrow K^-\pi^+e^+e^-$* , Phys. Rev. Lett. **122** (2019) 081802, [arXiv:1808.09680](#).
- [1557] LHCb collaboration, R. Aaij *et al.*, *First observation of the decay  $D^0 \rightarrow K^-\pi^+\mu^+\mu^-$  in the  $\rho^0$ - $\omega$  region of the dimuon mass spectrum*, Phys. Lett. B **757** (2016) 558, [arXiv:1510.08367](#).
- [1558] CLEO collaboration, D. M. Asner *et al.*, *Radiative decay modes of the  $D^0$  meson*, Phys. Rev. **D58** (1998) 092001, [arXiv:hep-ex/9803022](#).
- [1559] BaBar collaboration, B. Aubert *et al.*, *Measurement of the Branching Fractions of the Radiative Charm Decays  $D^0 \rightarrow \bar{K}^* 0\gamma$  and  $D^0 \rightarrow \phi\gamma$* , Phys. Rev. **D78** (2008) 071101, [arXiv:0808.1838](#).
- [1560] Belle collaboration, Y.-T. Lai *et al.*, *Search for  $D^0$  decays to invisible final states at Belle*, Phys. Rev. D **95** (2017) 011102, [arXiv:1611.09455](#).
- [1561] MARK-III collaboration, J. Becker *et al.*, *A search for the lepton family number violating decay  $D^0 \rightarrow \mu e$* , Phys. Lett. **B193** (1987) 147.
- [1562] LHCb collaboration, R. Aaij *et al.*, *Search for the lepton-flavour violating decay  $D^0 \rightarrow e^\pm \mu^\mp$* , Phys. Lett. **B754** (2016) 167, [arXiv:1512.00322](#).
- [1563] BaBar collaboration, J. P. Lees *et al.*, *Search for lepton-flavor-violating decays  $D^0 \rightarrow X^0 e^\pm \mu^\mp$* , Phys. Rev. D **101** (2020) 112003, [arXiv:2004.09457](#).
- [1564] BaBar collaboration, J. P. Lees *et al.*, *Search for Rare or Forbidden Decays of the  $D^0$  Meson*, Phys. Rev. Lett. **124** (2020) 071802, [arXiv:1905.00608](#).

- [1565] BESIII collaboration, M. Ablikim *et al.*, *Search for heavy Majorana neutrino in lepton number violating decays of  $D \rightarrow K\pi e^+e^+$* , Phys. Rev. D **99** (2019) 112002, [arXiv:1902.02450](#).
- [1566] CLEO collaboration, P. Rubin *et al.*, *Search for  $D^0 \rightarrow \bar{p}e^+$  and  $D^0 \rightarrow pe^-$* , Phys. Rev. **D79** (2009) 097101, [arXiv:0904.1619](#).
- [1567] Fermilab E687 collaboration, P. L. Frabetti *et al.*, *Search for rare and forbidden decays of the charmed meson  $D^+$* , Phys. Lett. **B398** (1997) 239.
- [1568] LHCb collaboration, R. Aaij *et al.*, *Searches for 25 rare and forbidden decays of  $D^+$  and  $D_s^+$  mesons*, JHEP **06** (2021) 44, [arXiv:2011.00217](#).
- [1569] BABAR collaboration, J. P. Lees *et al.*, *Searches for Rare or Forbidden Semileptonic Charm Decays*, Phys. Rev. **D84** (2011) 072006, [arXiv:1107.4465](#).
- [1570] FOCUS collaboration, J. M. Link *et al.*, *Search for rare and forbidden three body dimuon decays of the charmed mesons  $D^+$  and  $D_s s^+$* , Phys. Lett. **B572** (2003) 21, [arXiv:hep-ex/0306049](#).
- [1571] BESIII collaboration, M. Ablikim *et al.*, *Search for the decay  $D_s^+ \rightarrow \gamma e^+ \nu_e$* , Phys. Rev. D **99** (2019) 072002, [arXiv:1902.03351](#).
- [1572] LHCb collaboration, R. Aaij *et al.*, *Search for the rare decay  $\Lambda_c^+ \rightarrow p\mu^+\mu^-$* , Phys. Rev. **D97** (2018) 091101, [arXiv:1712.07938](#).
- [1573] M. Davier, A. Hocker, and Z. Zhang, *The Physics of hadronic tau decays*, Rev. Mod. Phys. **78** (2006) 1043, [arXiv:hep-ph/0507078](#).
- [1574] Y. Amhis *et al.*, *Averages of b-hadron, c-hadron, and  $\tau$ -lepton properties as of summer 2014*, [arXiv:1412.7515](#).
- [1575] ALEPH collaboration, S. Schael *et al.*, *Branching ratios and spectral functions of tau decays: Final ALEPH measurements and physics implications*, Phys. Rept. **421** (2005) 191, [arXiv:hep-ex/0506072](#), HFLAV-tau uses measurements of  $\tau \rightarrow hX$  and  $\tau \rightarrow KX$  and obtains  $\tau \rightarrow \pi X$  by difference; the measurement of  $\mathcal{B}(\tau^- \rightarrow 3h^- 2h^+ \pi^0 \nu_\tau \text{ (ex. } K^0))$  has been read as  $(2.1 \pm 0.7 \pm 0.6) \times 10^{-4}$  whereas PDG11 uses  $(2.1 \pm 0.7 \pm 0.9) \times 10^{-4}$ .
- [1576] A. Lusiani, *Measurement of the branching fractions of the decays  $\tau^- \rightarrow K^- n \pi^0 \nu_\tau$  ( $n = 0, 1, 2, 3$ ) and  $\tau^- \rightarrow \pi^- n \pi^0 \nu_\tau$  ( $n = 3, 4$ ) by BaBar*, EPJ Web Conf. **212** (2019) 08001, [arXiv:1906.02626](#).
- [1577] BABAR collaboration, B. Aubert *et al.*, *Measurement of the  $\tau^- \rightarrow K^- \pi^0 \nu_\tau$  branching fraction*, Phys. Rev. **D76** (2007) 051104, [arXiv:0707.2922](#).
- [1578] M. A. Arroyo-Ureña *et al.*, *Radiative corrections to  $\tau \rightarrow \pi(K) \nu_\tau [\gamma]$ : A reliable new physics test*, Phys. Rev. D **104** (2021) L091502, [arXiv:2107.04603](#).
- [1579] W. J. Marciano and A. Sirlin, *Radiative corrections to  $\pi_{\ell 2}$  decays*, Phys. Rev. Lett. **71** (1993) 3629.
- [1580] R. Decker and M. Finkemeier, *Radiative corrections to the decay  $\tau \rightarrow \pi(K) \nu_\tau$* , Phys. Lett. **B334** (1994) 199.
- [1581] R. Decker and M. Finkemeier, *Short and long distance effects in the decay  $\tau \rightarrow \pi \nu_\tau (\gamma)$* , Nucl. Phys. **B438** (1995) 17, [arXiv:hep-ph/9403385](#).

- 8643 [1582] R. Decker and M. Finkemeier, *Radiative corrections to the decay  $\tau \rightarrow \pi\nu_\tau$* , Nucl. Phys. Proc.  
8644 Suppl. **40** (1995) 453, [arXiv:hep-ph/9411316](#).
- 8645 [1583] DELPHI collaboration, P. Abreu *et al.*, *Measurements of the leptonic branching fractions of*  
8646 *the tau*, Eur. Phys. J. **C10** (1999) 201.
- 8647 [1584] L3 collaboration, M. Acciarri *et al.*, *Measurement of the  $\tau$  branching fractions into leptons*,  
8648 Phys. Lett. **B507** (2001) 47, [arXiv:hep-ex/0102023](#).
- 8649 [1585] OPAL collaboration, G. Abbiendi *et al.*, *A Measurement of the tau-  $\rightarrow$  mu- anti-nu(mu)*  
8650 *nu(tau) branching ratios*, Phys. Lett. **B551** (2003) 35, [arXiv:hep-ex/0211066](#).
- 8651 [1586] ARGUS collaboration, H. Albrecht *et al.*, *Measurement of exclusive one prong and inclusive*  
8652 *three prong branching ratios of the tau lepton*, Z. Phys. **C53** (1992) 367.
- 8653 [1587] BABAR collaboration, B. Aubert *et al.*, *Measurements of Charged Current Lepton Universality*  
8654 *and  $|V(us)|$  using Tau Lepton Decays to  $e^- \nu(e)^- \bar{\nu}(\tau)$ ,  $\mu^- \bar{\nu}(\mu)^- \bar{\nu}(\tau)$ ,  $\pi^-$   
8655  $\nu(\tau)$  and  $K^- \nu(\tau)$* , Phys. Rev. Lett. **105** (2010) 051602, [arXiv:0912.0242](#).
- 8656 [1588] CLEO collaboration, A. Anastassov *et al.*, *Experimental test of lepton universality in tau*  
8657 *decay*, Phys. Rev. **D55** (1997) 2559, Erratum *ibid.* **D58**, 119903, (1998).
- 8658 [1589] OPAL collaboration, G. Abbiendi *et al.*, *A Measurement of the tau-  $\rightarrow$  e- anti-neutrino(e)*  
8659 *neutrino(tau) branching ratio*, Phys. Lett. **B447** (1999) 134, [arXiv:hep-ex/9812017](#).
- 8660 [1590] DELPHI collaboration, P. Abreu *et al.*, *A Study of the decays of tau leptons produced on the Z*  
8661 *resonance at LEP*, Z. Phys. **C55** (1992) 555.
- 8662 [1591] L3 collaboration, M. Acciarri *et al.*, *Measurement of exclusive branching fractions of hadronic*  
8663 *one space prong tau decays*, Phys. Lett. **B345** (1995) 93.
- 8664 [1592] OPAL collaboration, G. Alexander *et al.*, *Measurement of branching ratios and tau*  
8665 *polarization from  $\tau \rightarrow e\nu_\tau$ ,  $\tau \rightarrow \mu\nu_\tau$ , and  $\tau\pi(K)\nu$  decays at LEP*, Phys. Lett. **B266** (1991)  
8666 201.
- 8667 [1593] DELPHI collaboration, J. Abdallah *et al.*, *A Measurement of the tau hadronic branching*  
8668 *ratios*, Eur. Phys. J. **C46** (2006) 1, [arXiv:hep-ex/0603044](#).
- 8669 [1594] OPAL collaboration, K. Ackerstaff *et al.*, *Measurement of the one prong hadronic tau*  
8670 *branching ratios at LEP*, Eur. Phys. J. **C4** (1998) 193, [arXiv:hep-ex/9801029](#).
- 8671 [1595] ALEPH collaboration, R. Barate *et al.*, *One prong tau decays with kaons*, Eur. Phys. J. **C10**  
8672 (1999) 1, [arXiv:hep-ex/9903014](#).
- 8673 [1596] CLEO collaboration, M. Battle *et al.*, *Measurement of Cabibbo suppressed decays of the tau*  
8674 *lepton*, Phys. Rev. Lett. **73** (1994) 1079, [arXiv:hep-ph/9403329](#).
- 8675 [1597] DELPHI collaboration, P. Abreu *et al.*, *Charged kaon production in tau decays at LEP*, Phys.  
8676 Lett. **B334** (1994) 435.
- 8677 [1598] OPAL collaboration, G. Abbiendi *et al.*, *A Study of one prong tau decays with a charged kaon*,  
8678 Eur. Phys. J. **C19** (2001) 653, [arXiv:hep-ex/0009017](#).
- 8679 [1599] Belle collaboration, M. Fujikawa *et al.*, *High-Statistics Study of the  $\tau^- \rightarrow \pi^- \pi^0 \nu_\tau$  Decay*,  
8680 Phys. Rev. **D78** (2008) 072006, [arXiv:0805.3773](#).



- 8681 [1600] CLEO collaboration, M. Artuso *et al.*, *A Measurement of the branching fraction*  
8682  $B(\tau^- \rightarrow h^- \pi^0 \nu_\tau)$ , Phys. Rev. Lett. **72** (1994) 3762, [arXiv:hep-ph/9404310](#).
- 8683 [1601] OPAL collaboration, G. Abbiendi *et al.*, *Measurement of the strange spectral function in*  
8684 *hadronic tau decays*, Eur. Phys. J. **C35** (2004) 437, [arXiv:hep-ex/0406007](#).
- 8685 [1602] CLEO collaboration, M. Procaro *et al.*, *Tau decays with one charged particle plus multiple*  
8686  $\pi^0$ s, Phys. Rev. Lett. **70** (1993) 1207.
- 8687 [1603] ALEPH collaboration, R. Barate *et al.*,  *$K0(S)$  production in tau decays*, Eur. Phys. J. **C4**  
8688 (1998) 29.
- 8689 [1604] OPAL collaboration, R. Akers *et al.*, *Measurements of the inclusive branching ratios of tau*  
8690 *leptons to  $K0(s)$  and charged  $K^*$  (892)*, Phys. Lett. **B339** (1994) 278.
- 8691 [1605] CLEO collaboration, T. E. Coan *et al.*, *Decays of tau leptons to final states containing  $K_S^0$*   
8692 *mesons*, Phys. Rev. **D53** (1996) 6037.
- 8693 [1606] Belle collaboration, S. Ryu *et al.*, *Measurements of Branching Fractions of  $\tau$  Lepton Decays*  
8694 *with one or more  $K_S^0$* , Phys. Rev. **D89** (2014) 072009, [arXiv:1402.5213](#).
- 8695 [1607] L3 collaboration, M. Acciarri *et al.*, *One prong tau decays with neutral kaons*, Phys. Lett.  
8696 **B352** (1995) 487.
- 8697 [1608] OPAL collaboration, G. Abbiendi *et al.*, *Tau decays with neutral kaons*, Eur. Phys. J. **C13**  
8698 (2000) 213, [arXiv:hep-ex/9911029](#).
- 8699 [1609] BaBar collaboration, J. P. Lees *et al.*, *Measurement of the spectral function for the*  
8700  $\tau^- \rightarrow K^- K_S \nu_\tau$  decay, Phys. Rev. **D98** (2018) 032010, [arXiv:1806.10280](#).
- 8701 [1610] ALEPH collaboration, R. Barate *et al.*, *Study of tau decays involving kaons, spectral functions*  
8702 *and determination of the strange quark mass*, Eur. Phys. J. **C11** (1999) 599,  
8703 [arXiv:hep-ex/9903015](#).
- 8704 [1611] BABAR collaboration, J. P. Lees *et al.*, *The branching fraction of  $\tau^- \rightarrow \pi^- K_S^0 K_S^0 (\pi^0) \nu_\tau$  decays*,  
8705 Phys. Rev. **D86** (2012) 092013, [arXiv:1208.0376](#).
- 8706 [1612] CELLO collaboration, H. J. Behrend *et al.*, *Tau production and decay with the CELLO*  
8707 *detector at PETRA*, Phys. Lett. **B222** (1989) 163.
- 8708 [1613] L3 collaboration, B. Adeva *et al.*, *Decay properties of tau leptons measured at the  $Z^0$*   
8709 *resonance*, Phys. Lett. **B265** (1991) 451.
- 8710 [1614] TPC/Two Gamma collaboration, H. Aihara *et al.*, *Measurement of  $\tau$  branching ratios*, Phys.  
8711 Rev. **D35** (1987) 1553.
- 8712 [1615] L3 collaboration, P. Achard *et al.*, *Measurement of the topological branching fractions of the  $\tau$*   
8713 *lepton at LEP*, Phys. Lett. **B519** (2001) 189, [arXiv:hep-ex/0107055](#).
- 8714 [1616] OPAL collaboration, R. Akers *et al.*, *Measurement of the  $\tau^- \rightarrow h^- h^+ h^- \nu_\tau$  and*  
8715  $\tau^- \rightarrow h^- h^+ h^- \pi^0 \nu_\tau$  branching ratios, Z. Phys. **C68** (1995) 555.
- 8716 [1617] CLEO collaboration, R. Balest *et al.*, *Measurements of the decays  $\tau^- \rightarrow h^- h^+ h^- \nu_\tau$  and*  
8717  $\tau^- \rightarrow h^- h^+ h^- \pi^0 \nu_\tau$ , Phys. Rev. Lett. **75** (1995) 3809.

- [1618] BABAR collaboration, B. Aubert *et al.*, *Exclusive branching fraction measurements of semileptonic tau decays into three charged hadrons,  $\tau^- \rightarrow \phi\pi^-\nu_\tau$  and  $\tau^- \rightarrow \phi K^-\nu_\tau$* , Phys. Rev. Lett. **100** (2008) 011801, [arXiv:0707.2981](#).
- [1619] Belle collaboration, M. J. Lee *et al.*, *Measurement of the branching fractions and the invariant mass distributions for  $\tau^- \rightarrow h^-h^+h^-\nu_\tau$  decays*, Phys. Rev. **D81** (2010) 113007, [arXiv:1001.0083](#).
- [1620] CLEO collaboration, R. A. Briere *et al.*, *Branching fractions of tau leptons decays to three charged hadrons*, Phys. Rev. Lett. **90** (2003) 181802, [arXiv:hep-ex/0302028](#).
- [1621] CLEO collaboration, K. W. Edwards *et al.*, *Resonant structure of  $\tau \rightarrow 3\pi\pi^0\nu_\tau$  and  $\tau \rightarrow \omega\pi\nu_\tau$  decays*, Phys. Rev. **D61** (2000) 072003, [arXiv:hep-ex/9908024](#).
- [1622] CLEO collaboration, D. Bortoletto *et al.*, *Measurement of the decay  $\tau^- \rightarrow \pi^-\pi^+\pi^-2\pi^0\nu_\tau$* , Phys. Rev. Lett. **71** (1993) 1791.
- [1623] CLEO collaboration, A. Anastassov *et al.*, *Study of tau decays to six pions and neutrino*, Phys. Rev. Lett. **86** (2001) 4467, [arXiv:hep-ex/0010025](#).
- [1624] CLEO collaboration, S. J. Richichi *et al.*, *Study of three prong hadronic tau decays with charged kaons*, Phys. Rev. **D60** (1999) 112002, [arXiv:hep-ex/9810026](#).
- [1625] TPC/Two Gamma collaboration, D. A. Bauer *et al.*, *Measurement of the kaon content of three prong tau decays*, Phys. Rev. **D50** (1994) 13.
- [1626] ALEPH collaboration, R. Barate *et al.*, *Three prong tau decays with charged kaons*, Eur. Phys. J. **C1** (1998) 65.
- [1627] CLEO collaboration, K. E. Arms *et al.*, *Study of tau decays to four-hadron final states with kaons*, Phys. Rev. Lett. **94** (2005) 241802, [arXiv:hep-ex/0501042](#).
- [1628] OPAL collaboration, G. Abbiendi *et al.*, *A Study of three prong tau decays with charged kaons*, Eur. Phys. J. **C13** (2000) 197, [arXiv:hep-ex/9908013](#).
- [1629] CLEO collaboration, D. Gibaut *et al.*, *Study of the five charged pion decay of the tau lepton*, Phys. Rev. Lett. **73** (1994) 934.
- [1630] B. G. Bylsma *et al.*, *Limit on tau decay to seven charged particles*, Phys. Rev. **D35** (1987) 2269.
- [1631] ARGUS collaboration, H. Albrecht *et al.*, *An Improved Upper Limit on the tau-neutrino Mass from the Decay  $\tau^- \rightarrow \pi^-\pi^-\pi^-\pi^+\pi^+\nu_\tau$* , Phys. Lett. **B202** (1988) 149.
- [1632] OPAL collaboration, K. Ackerstaff *et al.*, *Measurement of tau branching ratios to five charged hadrons*, Eur. Phys. J. **C8** (1999) 183, [arXiv:hep-ex/9808011](#).
- [1633] ALEPH collaboration, D. Buskulic *et al.*, *A Study of tau decays involving eta and omega mesons*, Z. Phys. **C74** (1997) 263.
- [1634] Belle collaboration, K. Inami *et al.*, *Precise measurement of hadronic tau-decays with an eta meson*, Phys. Lett. **B672** (2009) 209, [arXiv:0811.0088](#).
- [1635] CLEO collaboration, M. Artuso *et al.*, *Measurement of tau decays involving eta mesons*, Phys. Rev. Lett. **69** (1992) 3278.

- 8755 [1636] BABAR collaboration, P. del Amo Sanchez *et al.*, *Studies of tau-  $\rightarrow$  eta K-nu and tau-  $\rightarrow$  eta*  
8756 *pi- nu(tau) at BaBar and a search for a second-class current*, Phys. Rev. **D83** (2011) 032002,  
8757 [arXiv:1011.3917](#).
- 8758 [1637] CLEO collaboration, J. E. Bartelt *et al.*, *First observation of the decay tau-  $\rightarrow$  K- eta*  
8759 *tau-neutrino*, Phys. Rev. Lett. **76** (1996) 4119.
- 8760 [1638] CLEO collaboration, M. Bishai *et al.*, *First observation of the decay  $\tau^- \rightarrow K^{*-} \eta \nu_\tau$* , Phys.  
8761 Rev. Lett. **82** (1999) 281, [arXiv:hep-ex/9809012](#).
- 8762 [1639] CLEO collaboration, P. S. Baringer *et al.*, *Production of eta and omega mesons in tau decay*  
8763 *and a search for second class currents*, Phys. Rev. Lett. **59** (1987) 1993.
- 8764 [1640] ALEPH collaboration, D. Buskulic *et al.*, *Tau hadronic branching ratios*, Z. Phys. **C70** (1996)  
8765 579.
- 8766 [1641] BABAR collaboration, J. P. Lees *et al.*, *Study of high-multiplicity 3-prong and 5-prong tau*  
8767 *decays at BABAR*, Phys. Rev. **D86** (2012) 092010, [arXiv:1209.2734](#).
- 8768 [1642] Belle collaboration, K. Belous *et al.*, *Measurement of the  $\tau$ -lepton lifetime at Belle*, Phys. Rev.  
8769 Lett. **112** (2014) 031801, [arXiv:1310.8503](#).
- 8770 [1643] W. J. Marciano and A. Sirlin, *Electroweak Radiative Corrections to tau Decay*, Phys. Rev.  
8771 Lett. **61** (1988) 1815.
- 8772 [1644] A. Pich, *Precision Tau Physics*, Prog. Part. Nucl. Phys. **75** (2014) 41, [arXiv:1310.7922](#).
- 8773 [1645] A. Ferroglia, C. Greub, A. Sirlin, and Z. Zhang, *Contributions of the W-boson propagator to  $\mu$*   
8774 *and  $\tau$  leptonic decay rates*, Phys. Rev. **D88** (2013) 033012, [arXiv:1307.6900](#).
- 8775 [1646] M. Fael, L. Mercolli, and M. Passera, *W-propagator corrections to  $\mu$  and  $\tau$  leptonic decays*,  
8776 Phys. Rev. **D88** (2013) 093011, [arXiv:1310.1081](#).
- 8777 [1647] M. Antonelli *et al.*, *An Evaluation of  $|V_{us}|$  and precise tests of the Standard Model from world*  
8778 *data on leptonic and semileptonic kaon decays*, Eur. Phys. J. **C69** (2010) 399,  
8779 [arXiv:1005.2323](#).
- 8780 [1648] E. Gamiz *et al.*, *Determination of  $m_s$  and  $|V_{us}|$  from hadronic tau decays*, JHEP **01** (2003)  
8781 060, [arXiv:hep-ph/0212230](#).
- 8782 [1649] E. Gamiz *et al.*,  *$V_{us}$  and  $m_s$  from hadronic tau decays*, Phys. Rev. Lett. **94** (2005) 011803,  
8783 [arXiv:hep-ph/0408044](#).
- 8784 [1650] E. Gamiz *et al.*,  *$|V_{us}|$  and  $m_s$  from hadronic tau decays*, Nucl. Phys. Proc. Suppl. **169** (2007)  
8785 85, [arXiv:hep-ph/0612154](#).
- 8786 [1651] E. Gamiz *et al.*, *Theoretical progress on the  $V_{us}$  determination from tau decays*, PoS **KAON**  
8787 (2008) 008, [arXiv:0709.0282](#).
- 8788 [1652] K. Maltman, *A Critical look at  $V_{us}$  determinations from hadronic  $\tau$  decay data*, Nucl. Phys.  
8789 Proc. Suppl. **218** (2011) 146, [arXiv:1011.6391](#).
- 8790 [1653] R. J. Hudspith, R. Lewis, K. Maltman, and J. Zanotti, *A resolution of the inclusive*  
8791 *flavor-breaking  $\tau |V_{us}|$  puzzle*, Phys. Lett. **B781** (2018) 206, [arXiv:1702.01767](#).

- 8792 [1654] RBC, UKQCD collaboration, P. Boyle *et al.*, *Novel  $|V_{us}|$  Determination Using Inclusive*  
8793 *Strange  $\tau$  Decay and Lattice Hadronic Vacuum Polarization Functions*, Phys. Rev. Lett. **121**  
8794 (2018) 202003, [arXiv:1803.07228](#).
- 8795 [1655] J. C. Hardy and I. S. Towner, *Superaligned  $0^+ \rightarrow 0^+$  nuclear  $\beta$  decays: 2020 critical survey,*  
8796 *with implications for  $V_{ud}$  and CKM unitarity*, Phys. Rev. C **102** (2020) 045501.
- 8797 [1656] BaBar collaboration, S. Banerjee, *Lepton Universality,  $|V_{us}|$  and search for second class*  
8798 *current in tau decays*, in *34th International Conference on High Energy Physics*, 2008,  
8799 [arXiv:0811.1429](#).
- 8800 [1657] N. Miller *et al.*,  *$F_K/F_\pi$  from Möbius Domain-Wall fermions solved on gradient-flowed HISQ*  
8801 *ensembles*, Phys. Rev. D **102** (2020) 034507, [arXiv:2005.04795](#).
- 8802 [1658] R. J. Dowdall, C. T. H. Davies, G. P. Lepage, and C. McNeile,  *$V_{us}$  from  $\pi$  and  $K$  decay*  
8803 *constants in full lattice QCD with physical  $u$ ,  $d$ ,  $s$  and  $c$  quarks*, Phys. Rev. **D88** (2013)  
8804 074504, [arXiv:1303.1670](#).
- 8805 [1659] Fermilab Lattice, MILC collaboration, A. Bazavov *et al.*, *Charmed and light pseudoscalar*  
8806 *meson decay constants from four-flavor lattice QCD with physical light quarks*, Phys. Rev. **D90**  
8807 (2014) 074509, [arXiv:1407.3772](#).
- 8808 [1660] J. Erler, *Electroweak radiative corrections to semileptonic tau decays*, Rev. Mex. Fis. **50** (2004)  
8809 200, [arXiv:hep-ph/0211345](#).
- 8810 [1661] E. Tiesinga, P. J. Mohr, D. B. Newell, and B. N. Taylor, *CODATA recommended values of the*  
8811 *fundamental physical constants: 2018*, Rev. Mod. Phys. **93** (2021) 025010, Database developed  
8812 by J. Baker, M. Douma, and S. Kotochigova. Available at <http://physics.nist.gov/constants>,  
8813 National Institute of Standards and Technology, Gaithersburg, MD 20899.
- 8814 [1662] C.-Y. Seng, D. Galviz, W. J. Marciano, and U.-G. Meißner, *Update on  $|V_{us}|$  and  $|V_{us}/V_{ud}|$*   
8815 *from semileptonic kaon and pion decays*, Phys. Rev. D **105** (2022) 013005, [arXiv:2107.14708](#).
- 8816 [1663] M. Jamin, A. Pich, and J. Portoles, *What can be learned from the Belle spectrum for the decay*  
8817  $\tau^- \rightarrow \nu_\tau K_S \pi^-$ , Phys. Lett. **B664** (2008) 78, [arXiv:0803.1786](#).
- 8818 [1664] M. Antonelli, V. Cirigliano, A. Lusiani, and E. Passemar, *Predicting the  $\tau$  strange branching*  
8819 *ratios and implications for  $V_{us}$* , JHEP **10** (2013) 070, [arXiv:1304.8134](#).