

On the construction of general large-amplitude spherically polarised Alfvén waves

J. Squire^{1†}, A. Mallet²

¹Physics Department, University of Otago, Dunedin 9010, New Zealand

²Space Sciences Laboratory, University of California, Berkeley, CA 94720, USA

(Received ?; revised ?; accepted ?. - To be entered by editorial office)

In a magnetised plasma on scales well above ion kinetic scales, any constant-magnitude magnetic field, accompanied by parallel Alfvénic flows, forms a nonlinear solution in an isobaric, constant-density background. These structures, which are also known as spherically polarised Alfvén waves, are observed ubiquitously in the solar wind, presumably created by the growth of small-amplitude fluctuations as they propagate outwards in the corona. Here, we present a computational method to construct such solutions of arbitrary amplitude with general multi-dimensional structure, and explore some of their properties. The difficulty lies in computing a zero-divergence, constant-magnitude magnetic field, which leaves a single, quasi-free function to define the solution, while requiring strong constraints on any individual component of the field. Motivated by the physical process of wave growth in the solar wind, our method circumvents this issue by starting from low-amplitude Alfvénic fluctuations dominated by a strong mean field, then “growing” magnetic perturbations into the large-amplitude regime. We present example solutions with nontrivial structure in one, two, and three dimensions, demonstrating a clear tendency to form very sharp gradients or discontinuities, unless the solution is one dimensional. As well as being useful as an input for other calculations, particularly the study of parametric decay, our results provide a natural explanation for the extremely sharp field discontinuities observed across magnetic-field switchbacks in the low solar wind.

1. Introduction

The existence of the incompressible Alfvén wave is perhaps the most important distinguishing feature between the dynamics of neutral fluids and plasmas, underlying key physics of turbulent energy dissipation and enabling nontrivial dynamics well below the scale of the mean-free path (e.g., [Schekochihin *et al.* 2009](#)). Interestingly—and unlike other wave-like perturbations of fluids or plasmas—Alfvén waves have a clear nonlinear generalisation ([Barnes & Hollweg 1974](#)): defining the plasma density ρ , pressure P , magnetic-field \mathbf{B} , flow velocity \mathbf{u} , and field strength $B = |\mathbf{B}|$, any perturbation that satisfies

$$P = \text{const.}, \quad \rho = \text{const.}, \quad B^2 = \text{const.}, \quad \delta\mathbf{u} = \pm\delta\mathbf{B}/\sqrt{4\pi\rho} \quad (1.1)$$

is a nonlinear solution that propagates in the direction $\hat{\mathbf{b}} = \mathbf{B}/B$ at speed $v_A \equiv |\overline{\mathbf{B}}|/\sqrt{4\pi\rho}$ (where the overline signifies a spatial average, and $\delta\mathbf{B} = \mathbf{B} - \overline{\mathbf{B}}$). Unlike large-amplitude sound or magnetosonic waves, such perturbations do not steepen into shocks even if $|\delta\mathbf{B}| \gg |\overline{\mathbf{B}}|$, although they can be unstable ([Sagdeev & Galeev 1969](#); [Cohen & Dewar](#)

† Email address for correspondence: jonathan.squire@otago.ac.nz

1974). They also share many properties of the linear (small-amplitude) Alfvénic fluctuations, such as how they change in amplitude and/or refract in a nonhomogenous background medium (e.g., Barnes & Hollweg 1974; Hollweg 1974). The solution (1.1) is even valid in a collisionless plasma as well as in collisional magnetohydrodynamics (MHD), so long as $\delta\mathbf{B}$ varies over scales much larger than the ion gyroradius or skin depth (Barnes & Suffolk 1971; Kulsrud 1983). Given these properties, it is perhaps not surprising that perturbations close to Eq. (1.1) are observed ubiquitously in our best-studied example of a natural plasma—the solar wind (Belcher & Davis 1971). In this context, they are known as *spherically polarised* and their properties likely underly a number of key aspects of solar-wind physics, including heating and acceleration (e.g., Shoda *et al.* 2021; Bale *et al.* 2021), turbulent spectra (e.g., Matteini *et al.* 2018; Bowen *et al.* 2021), and properties of “switchback” field reversals (Kasper *et al.* 2019; Squire *et al.* 2020; Johnston *et al.* 2022).

Despite these important features, to our knowledge, there does not exist any general method to construct and study such nonlinear Alfvénic solutions when $\delta\mathbf{B} \gtrsim |\mathbf{B}|$, or even any general results regarding their existence. A previous method (Valentini *et al.* 2019; see also Roberts 2012), though promising, may lead to unnecessary discontinuities in the solutions, the causes of which are discussed below. The difficulty arises from the twin constraints of $\nabla \cdot \mathbf{B} = 0$ and $B = |\mathbf{B}| = \text{const.}$, which leaves only one degree of freedom from which to construct the 3-D vector field \mathbf{B} . Moreover, as we show below, this degree of freedom cannot in general be freely chosen when $\delta\mathbf{B}$ approaches $\bar{\mathbf{B}}$ in magnitude, even though simple, smooth solutions do exist (they just require nontrivial constraints on all components of \mathbf{B} simultaneously). It is the purpose of this letter to present such a method and briefly explore the properties of the solutions (1.1). These are of interest for two reasons. First, the method can be used as input or initial conditions for other numerical calculations, such as the study of parametric decay (Del Zanna 2001; Primavera *et al.* 2019) or large-amplitude reflection-driven turbulence (Squire *et al.* 2020; Johnston *et al.* 2022). Second, the solutions are interesting in and of themselves—our method shares strong similarities with the plasma-expansion process that generates large-amplitude Alfvénic states in the solar wind, so the structures and properties that arise may be of direct physical relevance. Of particular interest is the development of sharp field discontinuities, which we show form much more readily 2-D or 3-D solutions than in 1-D; this is promising, since highly discontinuous fields seem to be observed in switchbacks by Parker Solar Probe and other spacecraft (Bale *et al.* 2019; Akhavan-Tafti *et al.* 2021). More generally, the method provides an extremely broad class of nonlinear solutions to the MHD equations that complements other solutions such as force-free magnetostatic equilibria (Marsh 1996). Seen differently, it provides a way to construct a general divergence-free, unit-vector field.

Below, we first discuss the basic idea of the method and equations involved, then present its application to magnetic-field configurations that vary in one, two, and three dimensions, respectively. The one-dimensional version, although idealised and explored previously in Mallet *et al.* (2021, hereafter M+21) and Squire *et al.* (2022), provides a helpful illustration of the method and the challenges involved in higher dimensions. We finish with brief discussion of some interesting features of the solutions, focused particularly on the generation of sharp gradient and/or discontinuities, as well as some possible applications of our results.

2. Method

The method we propose is based on splitting the magnetic field into its mean ($\overline{\mathbf{B}}$) and fluctuating ($\delta\mathbf{B}$) parts, then devising an equation to grow $\delta\mathbf{B}$ in amplitude while maintaining $\delta\overline{\mathbf{B}} = 0$, $\nabla \cdot \delta\mathbf{B} = 0$, fixed $\overline{\mathbf{B}}$, and constant $B^2 = |\overline{\mathbf{B}} + \delta\mathbf{B}|^2$. In this way, the method “grows” a small amplitude spherically polarised wave, which can be relatively easily constructed from linear Alfvénic perturbations via standard optimization methods, to any desired amplitude $\mathcal{A} \equiv (\delta\overline{B^2}/\overline{B^2})^{1/2}$. The obvious candidate to evolve $\delta\mathbf{B}$ is simply the induction equation supplemented by exponential growth,

$$\frac{\partial}{\partial t}\delta\mathbf{B} = \delta\mathbf{B} + \nabla \times (\tilde{\mathbf{u}} \times \delta\mathbf{B}), \quad (2.1)$$

which clearly maintains $\delta\overline{\mathbf{B}} = 0$ and $\nabla \cdot \delta\mathbf{B} = 0$ by construction. The flow $\tilde{\mathbf{u}}$ should be non-Alfvénic: this is not the flow associated with the Alfvén wave itself ($\delta\mathbf{u}$ in Eq. (1.1)), but rather the flow needed to change the shape of $\delta\mathbf{B}$ as it grows with t , in order to maintain constant B . The clear choice is the potential/compressive flow $\tilde{\mathbf{u}} = \nabla\phi$, which cannot contribute to the Alfvénic flow on a periodic domain because $\nabla \cdot \tilde{\mathbf{u}} = \nabla^2\phi$. To proceed, we form $\partial/\partial t|\overline{\mathbf{B}} + \delta\mathbf{B}|^2 = 2(\overline{\mathbf{B}} + \delta\mathbf{B}) \cdot \partial\delta\mathbf{B}/\partial t$ and assert that its fluctuating part must be zero, *viz.*, that ϕ should be chosen so that $\partial/\partial t \delta(B^2) = 0$. Using the fact that $\nabla B^2 = 0$ and $\nabla\overline{\mathbf{B}} = 0$, this yields

$$B^2\nabla_{\perp}^2\phi = B^2\nabla^2\phi - \sum_{ij} B_i B_j \nabla_i \nabla_j \phi = -\delta\mathbf{B} \cdot \overline{\mathbf{B}}, \quad (2.2)$$

where $B_i = \overline{B}_i + \delta B_i$. If Eq. (2.2) can be solved at each step, with the result used to evolve $\delta\mathbf{B}$ through Eq. (2.1), the total field will maintain spatially constant B^2 (and $\nabla \cdot \mathbf{B} = 0$) as $\delta\mathbf{B}$ grows to $\mathcal{A} \gg 1$.

This method was motivated by the reduced equations of M+21, which describe the evolution of 1-D spherically polarised Alfvénic states in the expanding solar-wind plasma. In this case, the amplitudes of the fluctuating field and (radial) mean field evolve as $\propto a^{-1/2}$ and $\propto a^{-1}$, respectively, where a is the plasma’s expansion factor. This leads to a similar situation where $\delta\mathbf{B}$ grows compared to $\overline{\mathbf{B}}$. Expansion also causes the gradient operators in Eq. (2.1) to differ in the perpendicular and parallel directions and change with a , as well as rotating the mean field if it has non-radial components. These effects necessitate extra terms in Eqs. (2.1) and (2.2) (see §3 for details), but do not fundamentally modify the method. Such terms cause intriguingly different nonlinear solutions to develop (see, e.g., figure 4 of Squire *et al.* 2022) pointing to interesting generalisations of our method, such as making the direction of $\overline{\mathbf{B}}$ change in time or modifying the gradient operators to capture the physical effects of super-radial expansion and wind acceleration relevant to the inner heliosphere (Tenerani & Velli 2017). The correspondence with M+21 also shows that, while Eqs. (2.1) and (2.2) are formulated on a purely mathematical basis, the process of $\delta\mathbf{B}$ growth does share important similarities with the real physical processes that generate large-amplitude spherically polarised states in the solar wind.

3. One dimension

In one-dimensional solutions, $\delta\mathbf{B}$ varies only in the $\hat{\mathbf{p}}$ direction, which can be at an arbitrary angle to $\overline{\mathbf{B}}$. This case is significantly more straightforward than two or three-dimensional solutions and serves to illustrate some useful points. Denoting the co-ordinate in the $\hat{\mathbf{p}}$ direction as λ , such that $\nabla\phi = \hat{\mathbf{p}}d\phi/d\lambda = \hat{\mathbf{p}}\phi'$, where $\hat{\mathbf{p}}$ is a unit vector, Eqs. (2.1)

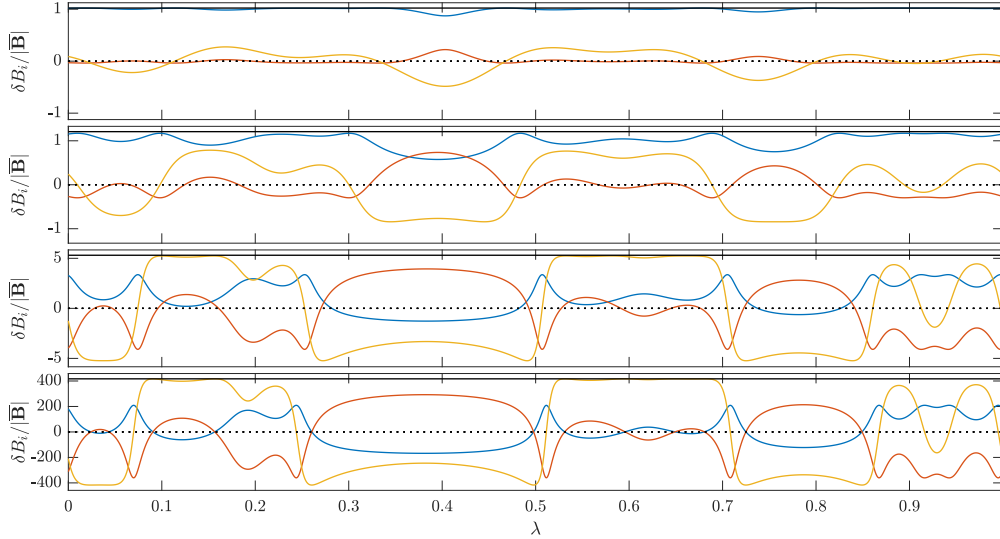


FIGURE 1. One-dimensional spherically polarised solutions from Eq. (3.1), starting from a solution of Eq. (3.2) with $\mathcal{A} \approx 0.2$ constructed from a random collection of the first 6 Fourier modes. The wavevector $\hat{\mathbf{p}}$ is at an angle of 30° to $\bar{\mathbf{B}}$, which lies in the \hat{x} direction. Colors show B_x (blue), B_y (red), B_z (yellow), and B (black). From top to bottom, the panels show $\mathcal{A} \approx 0.2$ (the initial conditions), $\mathcal{A} \approx 0.65$, $\mathcal{A} \approx 5$, and $\mathcal{A} \approx 400$, illustrating how the solution approaches the zero-mean-field limit with $\delta\mathbf{B} \gg \bar{\mathbf{B}}$.

and (2.2) simplify to

$$\frac{\partial \delta\mathbf{B}}{\partial t} = \delta\mathbf{B} - \frac{\partial}{\partial \lambda} [\phi'(\delta\mathbf{B} + \bar{\mathbf{B}}_{\text{T}})], \quad |\delta\mathbf{B} + \bar{\mathbf{B}}_{\text{T}}|^2 \phi'' = -\delta\mathbf{B} \cdot \bar{\mathbf{B}}. \quad (3.1)$$

Here $\bar{\mathbf{B}}_{\text{T}} = \bar{\mathbf{B}} - \hat{\mathbf{p}}(\hat{\mathbf{p}} \cdot \bar{\mathbf{B}})$ is the part of $\bar{\mathbf{B}}$ that is transverse to the mean field. We see a clear correspondence with equations (59) and (61) of M+21 (with $\bar{\mathbf{B}}_{\text{T}}$ denoted \mathbf{v}_{AT}), which can actually be equivalently derived by asserting that $\partial/\partial t \delta(B^2) = 0$ (i.e., in the same way as Eqs. (2.1) and (2.2)), as opposed to the asymptotic expansion in slow expansion rate used therein. The extra terms in M+21 result from expansion induced rotation of $\hat{\mathbf{p}}$ and $\bar{\mathbf{B}}$, as mentioned above.

Solving Eq. (3.1) first requires an initial condition with constant B^2 . This is easily constructed by arbitrarily specifying the component of $\delta\mathbf{B}$ in the $\hat{\mathbf{n}} \equiv \hat{\mathbf{p}} \times \bar{\mathbf{B}}/|\hat{\mathbf{p}} \times \bar{\mathbf{B}}|$ direction—i.e., the $\delta\mathbf{B}$ direction for a linear Alfvén wave—then solving for the $\delta\mathbf{B}$ component in the $\hat{\mathbf{m}} \equiv \hat{\mathbf{p}} \times \hat{\mathbf{n}}/|\hat{\mathbf{p}} \times \hat{\mathbf{n}}|$ direction, noting also that $\hat{\mathbf{p}} \cdot \delta\mathbf{B} = 0$ due to periodicity in λ . This gives

$$\hat{\mathbf{m}} \cdot \delta\mathbf{B} = -\hat{\mathbf{m}} \cdot \bar{\mathbf{B}} + \sqrt{B^2 - (\hat{\mathbf{p}} \cdot \bar{\mathbf{B}})^2 - (\hat{\mathbf{n}} \cdot \delta\mathbf{B})^2}, \quad (3.2)$$

with $\hat{\mathbf{n}} \cdot \delta\mathbf{B}$ an arbitrary function of λ . This must be combined with the condition $\hat{\mathbf{m}} \cdot \delta\mathbf{B} = 0$, which determines B^2 . The solution (3.2) clearly illustrates a problem that also manifests in higher dimensions: it may not have real solutions for arbitrary $\hat{\mathbf{n}} \cdot \delta\mathbf{B}$ once $|\delta\mathbf{B}|$ approaches $|\bar{\mathbf{B}}|$. We reiterate that this does not signify that spherically polarised solutions do not exist, or are non-smooth; rather, they require constraining both components of $\delta\mathbf{B}$ simultaneously, as opposed to specifying one and solving for the other. For example, Barnes & Hollweg (1974) show that for $\hat{\mathbf{n}} \cdot \delta\mathbf{B} = \mathcal{A}_n \sin(k\lambda)$ solutions exist only for $\mathcal{A}_n < \mathcal{A}_{n,\text{crit}} = (\pi/2) \sin \vartheta$, where $\vartheta = \cos^{-1}(\hat{\mathbf{p}} \cdot \bar{\mathbf{B}}/|\bar{\mathbf{B}}|)$. But, as we show below, if one starts with such a solution and evolves it according to Eq. (3.1), there is no singular

or otherwise interesting behaviour as \mathcal{A} passes through $\mathcal{A}_{n,\text{crit}}$; $\hat{\mathbf{n}} \cdot \delta\mathbf{B}$ simply changes shape to avoid the amplitude limit. This example illustrates why “growing” the $\delta\mathbf{B}$ solution from small amplitudes is necessary—without this, one is limited by the inability to choose an appropriate free function that will enable the constant- B constraint to be satisfied.

Equation (3.1) is now easily solved by standard numerical methods; we use sixth-order finite differences for consistency with the 2-D and 3-D calculations, but a Fourier pseudospectral method is equally suitable in 1-D (M+21; Squire *et al.* 2022). An example is shown in Fig. 1 at several times as $\delta\mathbf{B}$ grows in amplitude. By the final snapshot, with $\mathcal{A} \approx 400$, the solution is approaching the zero-mean-field limit, which would give a purely stationary Alfvénic solution, since the propagation velocity v_A becomes much smaller than the flows $\delta\mathbf{u}$ in the nonlinear solution. Note that once $\delta\mathbf{B} \gg \bar{\mathbf{B}}$, ϕ becomes small and the shape of $\delta\mathbf{B}$ remains nearly constant with growing amplitude.

4. Two dimensions

To explore general 2-D solutions, we stipulate that $\delta\mathbf{B}$ is a function only of $\ell \equiv \hat{q}_x x + \hat{q}_y y$ and z , taking $\bar{\mathbf{B}} = B_0 \hat{\mathbf{x}}$. This geometry is the obvious generalization of the 1-D wave described above, with $\delta\mathbf{B}$ varying only in the plane angled at $\theta_{2\text{D}} \equiv \tan^{-1}(\hat{q}_y/\hat{q}_x)$ to the mean field. As in 1-D, the 2-D calculation proceeds in two steps by first constructing a low-amplitude near-linear solution, then growing this using Eqs. (2.1) and (2.2). Both steps are significantly more complex than in 1-D.

Low-amplitude solution First, we note that the clear generalization of the $\hat{\mathbf{n}}$ -directed 1-D linear Alfvénic field to two (or three) dimensions is the field $\delta\mathbf{B} = \nabla \times (A_x \hat{\mathbf{x}})$, with A_x chosen arbitrarily. The goal, then, is to add additional field components to enforce constant B^2 , which is best done using the vector potential (A_y and/or A_z) so as to maintain $\nabla \cdot \delta\mathbf{B} = 0$ (the vector potential is not needed in 1-D because enforcing $\hat{\mathbf{p}} \cdot \delta\mathbf{B} = 0$ ensures $\nabla \cdot \delta\mathbf{B} = 0$). The equation for B^2 becomes

$$B^2 = \text{const.} = |B_0 - \partial_z A_y + \partial_y A_z|^2 + |\partial_z A_x - \partial_x A_z|^2 + |\partial_x A_y - \partial_y A_x|^2, \quad (4.1)$$

where $\partial_x = \hat{q}_x \partial_\ell$ and $\partial_y = \hat{q}_y \partial_\ell$. If one of A_y or A_z is fixed, Eq. (4.1) is a first-order nonlinear partial differential equation (PDE) in A_z or A_y , which can in principle be solved using the method of characteristics. However, such a method, which is effectively that used by Valentini *et al.* (2019), is problematic on a periodic domain because the value of the constant B^2 is not a-priori known, but itself depends on the solution (A_z or A_y). An incorrect choice of B^2 manifests as an additional component of the mean field (as occurs for $\hat{\mathbf{m}} \cdot \delta\mathbf{B}$ in Eq. (3.2)), which will require \mathbf{A} to contain linear gradients, and thus lead to spurious discontinuities on a periodic domain. To overcome this, we instead stipulate that $\nabla B^2 = 0$ in Eq. (4.1), which removes the issue of B^2 being undetermined at the cost of increasing the order of the PDE. We also use the “mean-field Coulomb gauge” $A_y = -\partial_z \alpha$, $A_z = \partial_y \alpha$ so that Eq. (4.1) involves just one free function without causing an artificial difference between the ℓ and z directions. We then solve the resulting nonlinear PDE for $\alpha(\ell, z)$ in Fourier space using MATLAB’s `fsolve` function with the trust-region dogleg method. The two equations of $\nabla B^2 = 0$ are easily combined into one by minimizing only nonzero Fourier modes with `fsolve`, and the low-order approximate solution $(\partial_y^2 + \partial_z^2)\alpha = -(|\partial_z A_x|^2 + |\partial_x A_x|^2)/(2B_0)$ provides a good initial guess for the optimization. So long as A_x is chosen to be relatively smooth (e.g., the first one or two Fourier modes in each direction), the procedure is rapid and straightforward because only a small number of Fourier modes are needed to represent α . We have found no evidence

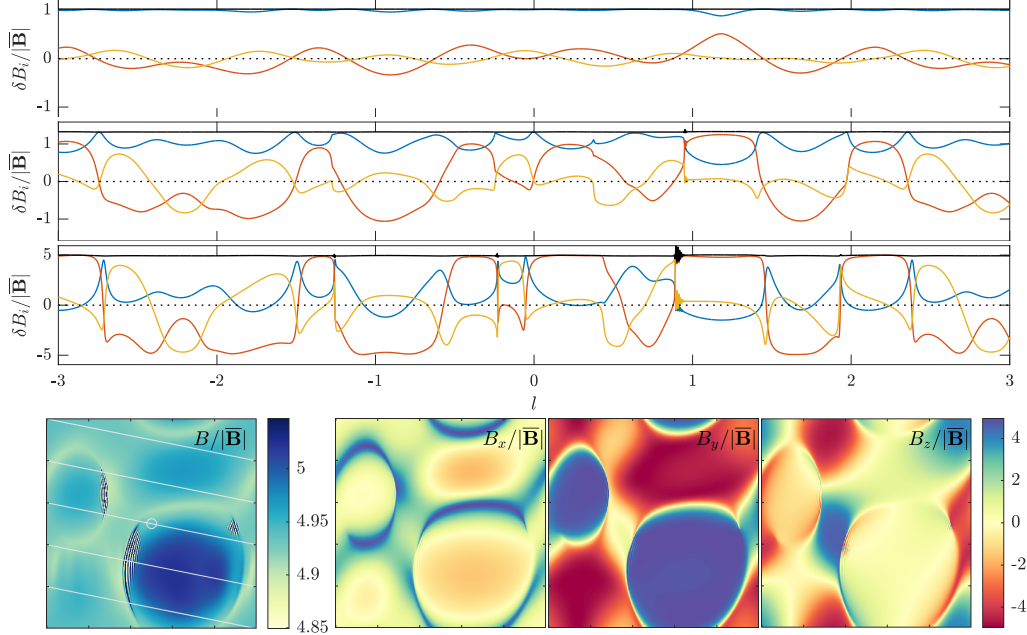


FIGURE 2. Two-dimensional spherically polarised solution on an ℓ, z plane angled at 30° from the \hat{x} (mean-field) direction. The top three panels show periodic traces of B (black), B_x (blue), B_y (red), and B_z (yellow) along the white line plotted on the bottom-left panel (at an angle $\alpha \approx 11.3$ degrees from the $\hat{\ell}$ direction, with $l = 0$ in the centre of the domain). The initial condition is constructed from a random superposition of modes in A_x , scaled to give amplitude $\mathcal{A} \approx 0.2$ (top panel). It then grows in time according to Eqs. (2.1) and (2.2). The bottom panels show the 2-D structure of the components of \mathbf{B} at the time corresponding to the bottom trace, when $\mathcal{A} \approx 5$. At least to the precision of the 384^2 resolution used here, discontinuities develop in the field structure, unlike the 1-D solutions (the most prominent is near $l = 1$ on the trace plots). Aside from numerical ringing caused by the development of these discontinuities, however, B remains very constant throughout the domain (the colorbar of B on the bottom left is scaled to $\pm 2\%$)

for the development of discontinuities in such solutions, and a solution for α can be found for most choices of smooth, low-amplitude A_x (at least in two dimensions; see below).

Large-amplitude solutions Starting from a constant- B initial condition, Eqs. (2.1) and (2.2) can be solved using standard methods. For simplicity, we use an Euler timestepper with the timestep chosen based on the maximum of ϕ over the domain. The only complication arises from the non-homogenous derivative operator in the Poisson equation (2.2), which must be recomputed and solved at every timestep as $\delta\mathbf{B}$, and thus ∇_\perp , change. We choose to use a periodic sixth-order finite-difference representation[†], forming ∇_\perp^2 as a sparse matrix through left-multiplication of the relevant gradient operators by B_i . A difficulty in the interpretation and solution of Eq. (2.2) is that the ∇_\perp^2 matrix has a rather high dimensional nullspace, which means that, depending on the source $-\delta\mathbf{B} \cdot \bar{\mathbf{B}}$,

[†] A range of finite-difference orders were tested. Lower-order operators cause a clear decrease in solution quality, but there was little gained for orders above 6.

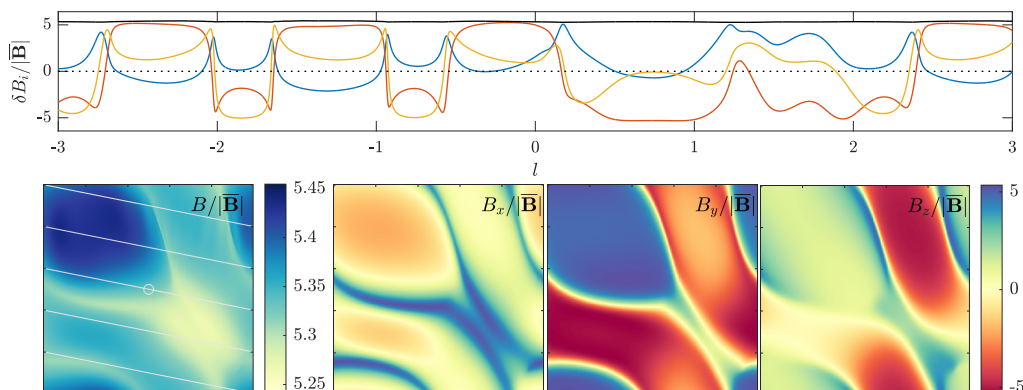


FIGURE 3. Same as Fig. 2 but starting from a different initial random collection of Fourier modes in the low-amplitude A_x initial conditions. We show only the solution with $\mathcal{A} \approx 5$. In this case, discontinuous structures do not develop and the solution is well resolved at this resolution of 256^2 (which is lower than Fig. 2)

Eq. (2.2) may not have a solution[‡]. We circumvent the issue by interpreting Eq. (2.2) in the least-squares sense, thus finding the best approximation to the flow $\tilde{\mathbf{u}} = \nabla\phi$ that maintains constant B . We use the least-squares conjugate-gradient method (Paige & Saunders 1982) with an incomplete LU preconditioner. As we show below, the solution is generally very good, but the method certainly does not guarantee constant B , at least at finite resolution, unlike in 1-D. Presumably, if $-\delta\mathbf{B} \cdot \bar{\mathbf{B}}$ has a large component in the nullspace of ∇_{\perp}^2 , this implies that $\delta\mathbf{B}$ has developed structures that cannot continue to grow in amplitude while maintaining constant B . Understanding the conditions under which this occurs requires further study.

An example solution is shown in Fig. 2. We use a periodic domain of size $L_{\ell} = 1, L_z = 1$, with 384 grid points in each direction and $\theta_{2D} = 30^\circ$. The initial conditions in A_x are constructed from a random combination of $|k_{\ell}| \leq 2\pi/L_{\ell}$ and $|k_z| \leq 2\pi/L_z$ modes, scaled to give $\mathcal{A} \approx 0.2$. In the top three panels, we show the field structure by taking an angled trace through the domain, accounting for the periodicity in order to cover most of the box. The smooth, small- δB_x initial conditions are shown in the top panel of Fig. 2 and have a very small variation in B , with $(\bar{B}^2)^{1/2}/\bar{B} \approx 10^{-5}$. As $\delta\mathbf{B}$ grows, it develops quite sharp gradients by modest amplitudes ($\mathcal{A} \gtrsim 0.7$; see second panel), which are numerically unresolved at this resolution. The large-amplitude $\mathcal{A} \approx 5$ solution is shown both in bottom trace and in the image plots in the bottom row, illustrating the discontinuities that have developed at several locations in the domain. These sharp gradients represent a distinct difference compared to 1-D solutions, which only ever steepen modestly from the initial waveform as they grow to large amplitudes (see Fig. 1; this is discussed in more detail below). The method clearly maintains extremely constant B , aside from numerical ringing near some of the sharp gradient discontinuities that form (excluding these regions $(\bar{B}^2)^{1/2}/\bar{B} \approx 0.8\%$).

We have also explored solutions on planes at other angles θ_{2D} (not shown) and with differing initial conditions. As we demonstrate in Fig. 3, which shows another example

[‡] To understand why this is the case, it is helpful to consider a simple example such as $\mathbf{B} = \hat{\mathbf{z}}$, which gives $\nabla_{\perp}^2 = \partial_{\ell}^2$. Taking arbitrary f in $\nabla_{\perp}^2\phi = f$, it is clear that any ℓ -independent f that is periodic in z cannot be captured by $\nabla_{\perp}^2\phi$ on a periodic domain. Thus, the solution to Eq. (2.2) cannot capture any part of $\delta\mathbf{B} \cdot \bar{\mathbf{B}}$ that varies along \mathbf{B} but is constant perpendicular to it (though, exactly what this statement means for a complex 2-D or 3-D $\delta\mathbf{B}$ is not obvious). Note that this difficulty is absent in 1-D because all quantities vary only in λ .

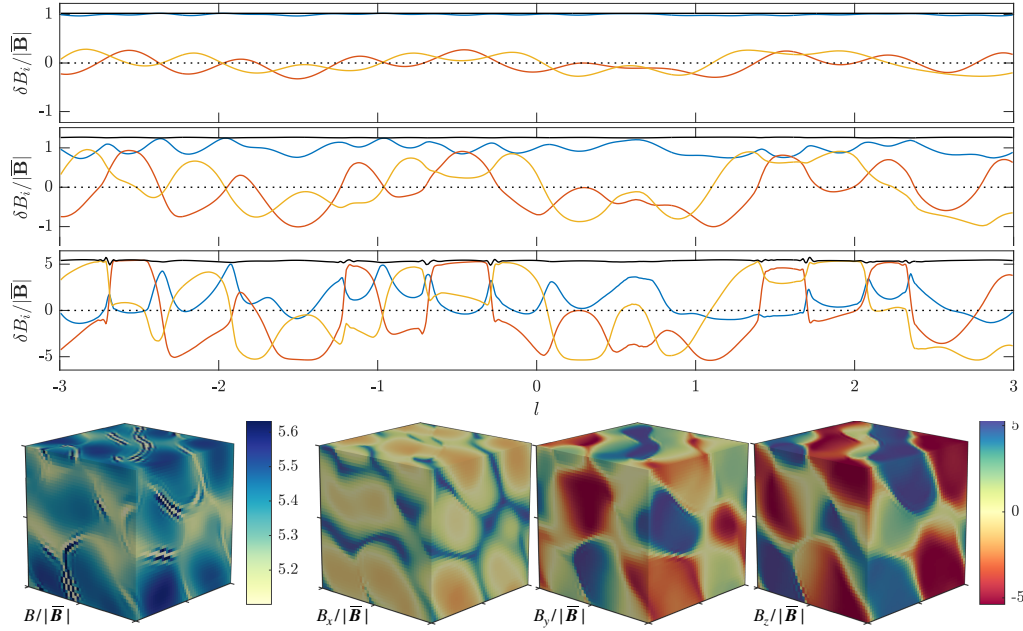


FIGURE 4. Three-dimensional spherically polarised solution in a cubic box with a resolution of 48^3 . As in Fig. 2, the top three panels show periodic traces of B (black), B_x (blue), B_y (red), and B_z (yellow) along a line in the direction $(\cos \theta_{3D}, \sin \theta_{3D} \cos \varphi_{3D}, \sin \theta_{3D} \sin \varphi_{3D})$, with $\theta_{3D} \approx 30^\circ$ and $\varphi_{3D} \approx 11.3^\circ$, with $l = 0$ at the center of the box (the units are scaled to the size of the box). The initial condition is constructed from random modes in A_x with an amplitude such that $\mathcal{A} \approx 0.2$ (top panel), then growing in time according to Eqs. (2.1) and (2.2). The bottom panels show the 3-D structure of the components of \mathbf{B} at the time corresponding to the bottom trace, when $\mathcal{A} \approx 5$.

large-amplitude solution, the propensity to form sharp gradients depends on the structure of the initial low-amplitude A_x (see below for further discussion). Unlike Fig. 2, the solution in Fig. 3 is well resolved and relatively smooth, constituting a practical demonstration that 2-D smooth, spherically polarised solutions exist (which, as far as we are aware, was not previously known). We have not found any simple heuristic to determine how the sharpness of the final solution relates to the initial low-amplitude one. In general, solutions with larger θ_{2D} —*viz.*, those which are more elongated along the magnetic field—develop somewhat larger variation in B . This seems to be due to larger inaccuracies in the solutions of Eq. (2.2), although whether this relates to discontinuities remains unclear.

5. Three dimensions

Three-dimensional solutions are constructed through a method that is almost identical to the 2-D case. The only additional complication is that the method to construct the low-amplitude solution using the mean-field Coulomb gauge ($A_y = -\partial_z \alpha$, $A_z = \partial_y \alpha$) cannot be used to construct a field that varies in x but not in y or z (i.e., a field with power in $k_\perp = \sqrt{k_y^2 + k_z^2} = 0$ modes). Although a different method of constructing a low-amplitude solution may alleviate this, we opt instead to adjust the chosen A_x so that its associated $B^2 = |\partial_y A_x|^2 + |\partial_z A_x|^2$ has very little power in $k_\perp = 0$ modes. This is easily done using MATLAB's `lsqnonlin` function after constructing A_x from a collection of

random Fourier modes. The method seems to work well; for example, it generates smooth initial conditions with $\mathcal{A} \approx 0.2$ and $(\overline{B^2})^{1/2}/\overline{B} \approx 3 \times 10^{-5}$ (see Fig. 4). In solving Eqs. (2.1) and (2.2), the only extra challenge compared to 2-D is the computational expense, and we are limited to constructing solutions with resolutions $\lesssim 48^3$ due to our non-parallelised implementation using MATLAB. However, the only significant computational difficulty—inverting ∇_{\perp}^2 in Eq. (2.2)—involves standard iterative matrix-solve methods, which have robust and efficient parallel implementations that could allow for much higher resolutions if desired.

An example 3-D solution in a cubic box is shown in Fig. 4. As in Fig. 2, we show the solution structure using a trace along an angled, periodic line, at $\mathcal{A} \approx 0.2$ (the initial conditions), $\mathcal{A} \approx 0.7$, and $\mathcal{A} \approx 5$. Like in 2-D, the solutions appear to become discontinuous, although it is more difficult to diagnose in detail because of the limited resolution. The solutions have somewhat larger variation in B^2 compared to Fig. 2, with $(\overline{B^2})^{1/2}/\overline{B} \approx 3\%$ by $\mathcal{A} \approx 5$, although this is at least partially a result of the lower resolution. We have also explored solutions in boxes that are elongated along $\overline{\mathbf{B}}$ with $L_x = 4$, finding similar structures and properties, at least to the accuracy achievable here. We also note that we have confirmed that $\nabla \cdot \mathbf{B}$ remains zero within the tolerances of the finite difference representation (with sixth-order finite differences at 48^3 the root-mean-square of $\nabla \cdot \delta \mathbf{B}$ is $\approx 1.5 \times 10^{-6}$).

6. Discussion and conclusions

Above, we have presented a method to construct large-amplitude spherically polarised Alfvénic structures, which form a broad class of nonlinear solutions to the compressible MHD (or kinetic MHD) equations. The method works by “growing” a low-amplitude, nearly linear ($\delta \mathbf{B} \ll \overline{\mathbf{B}}$) wave, thus allowing the exploration of nonlinear solutions in the large-amplitude $\delta \mathbf{B} \sim \overline{\mathbf{B}}$ regime applicable to the solar wind, or even zero-mean-field limiting solutions with $\delta \mathbf{B} \gg \overline{\mathbf{B}}$. We have presented some examples of such solutions in one, two, and three dimensions, albeit with somewhat limited resolution due to computational challenges. Others—including, in principle, solutions with turbulent-like spectra†—could be generated using our method by choosing a different form for the initial, small-amplitude wave. However, it is worth noting that despite its apparent success in nearly all cases we have explored, the method is not guaranteed to produce perfectly constant- B structures because the Poisson-like equation (2.2), which determines how $\delta \mathbf{B}$ changes shape as it grows, lacks exact solutions in general, at least at finite resolution. These mathematical issues should be explored in more detail in future work. Other possible ideas for future studies include using a time-dependent mean field or gradient operators, which would change the large-amplitude $\delta \mathbf{B}$ that results from chosen small-amplitude initial conditions (M+21; Squire *et al.* 2022), or the extension to the relativistic regime (Mallet & Chandran 2021), which may have interesting applications to a number of high-energy processes such as disk coronae (Chandran *et al.* 2018) or pulsar magnetospheres (Kumar & Bošnjak 2020; Zhang 2020).

One interesting use case for these solutions is as input for nonlinear MHD or kinetic simulations, to study processes such as parametric decay (instability of Alfvén waves; Sagdeev & Galeev 1969) or large-amplitude reflection-driven turbulence (Johnston *et al.* 2022). Study of the former especially has been somewhat limited by a lack of general,

† Reliably doing this would require a more refined optimization method for generating the low-amplitude solution, as described in § 4; our current implementation can work reliably only with a relatively smooth choice for A_x .

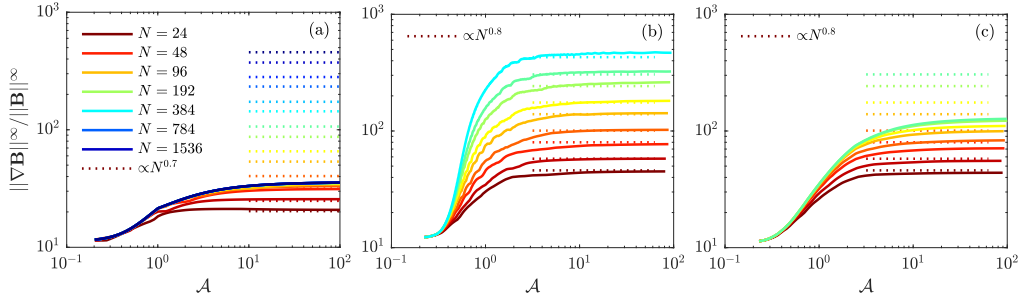


FIGURE 5. Measurement of discontinuity formation in 1-D solutions (panel a) and 2-D solutions starting from two different initial conditions (panels b and c). We plot the normalised infinity norm of the gradient of the solutions, $\|\nabla \mathbf{B}\|^\infty / \|\mathbf{B}\|^\infty = (1/3) \sum_i \sum_j \max(\nabla_j B_i) / \max(B_i)$ (with the ∇_j taken along either λ or ℓ and z), as a function of \mathcal{A} for a scan in resolution in each case (an $N \times N$ grid is used in 2-D; we list only every second N in the legend for clarity). In 1-D (left panel), we initialise with a linear combination of modes with $k \leq 4\pi/L$; in 2-D, we initialise with a linear combination of modes with $k_\ell \leq 2\pi/L_\ell$ and $k_z \leq 2\pi/L_z$ (the $N = 384$ case of panel b is that shown in Fig. 2). Dotted lines in each case show a scaling N^χ , with χ chosen to match the scaling of unconverged solutions ($\chi \approx 0.7$ in 1-D and $\chi \approx 0.8$ in 2-D). Clearly, the 1-D solution converges at very low resolution ($N \approx 64$), showing that Eq. (2.1) does not lead to particularly small-scale features. In contrast, in 2-D, sharp field structures form much more readily: in the first example in panel (b), which is that from Fig. 2, there is no convergence even at the highest resolution that is feasible using our current computational implementation ($N = 384$); but, the second example in panel (c), which is that from Fig. 3 and simply starts from a different random initial condition, achieves convergences around $N = 128$.

large-amplitude Alfvénic solutions that can be evolved numerically, so our method may enable important progress in this area (the modest-amplitude case with $\delta \mathbf{B} \lesssim \bar{\mathbf{B}}$ has been studied in 1-D by Del Zanna 2001; Del Zanna *et al.* 2015). A particularly interesting regime, which could in principle be studied for solutions of any dimensionality, would be the zero-mean-field limit, where the nonlinear Alfvénic solutions become a stationary, non-propagating tangle of magnetic field lines and Alfvénic flows. The system is reminiscent of the tangled fields possible in magnetostatic force-free equilibria (those with $\mathbf{u} = 0$ and $\mathbf{B} \times (\nabla \times \mathbf{B}) = 0$; e.g., Chandrasekhar & Woltjer 1958; Marsh 1996; Hosking *et al.* 2020), but with a different class of equilibria that includes flows and has seen comparatively little study.

A second reason for interest in these solutions relates directly to their properties and structure. As far as we are aware, it was previously not known whether smooth, spherically polarised solutions with two- or three-dimensional structure even existed; our method has provided near-perfect examples in 2-D, one of which is shown in Fig. 3. In 3-D, we are resolution limited due to our non-parallelised numerical implementation (the example in Fig. 4 is not smooth at this resolution), but it seems unlikely that it would differ fundamentally from 2-D. Interestingly, in some other solutions, an example of which is shown in Fig. 2, \mathbf{B} develops extremely sharp gradients that remain discontinuous at our highest resolution of 384^2 . We demonstrate this in Fig. 5, which quantifies the development of sharp structures by plotting how the maximum gradient of \mathbf{B} evolves with solution amplitude, over a scan in resolution. For reference, we plot with dotted lines the empirically determined power-law behaviour of an unconverged solution ($\|\nabla \mathbf{B}\|^\infty / \|\mathbf{B}\|^\infty \propto N^\chi$; the exponent χ differs between 1-D and 2-D). Convergence occurs at low resolution in 1-D solutions (Fig. 5a), which only ever develop modestly sharper structures compared to the initial wave, and are converged by $N \approx 48$ for this example (b_n initialised with $k \leq 4\pi/L$ modes). In 2-D, both solutions become signifi-

cantly sharper, but panel (b) (that from Fig. 2) shows no sign of convergence at all by 384^2 , while panel (c) (the case in Fig. 3) converges at around 128^2 . Given there does not seem to be any simple distinguishing feature(s) that determine whether discontinuities develop[†], the most likely scenario seems to be that continuous solutions do generally exist, but they require extremely sharp gradients in some cases. If true, this suggests 1-D waves are simply a particular special case of more general 2-D or 3-D fields that happens to allow large-amplitude solutions with an especially smooth structure.

The conclusions of the previous paragraph and Fig. 5 may have interesting consequences for switchback formation in the solar wind. Specifically, our method based on Eqs. (2.1) and (2.2) shares clear similarities with the *physical* processes that occur in the solar wind, where Alfvénic structures grow in normalised amplitude due to plasma expansion. Although the direct effect of expansion is not included in Eqs. (2.1) and (2.2) (this would cause time dependence of the gradient operators), the general idea—whereby, in order to maintain constant B^2 as it grows, $\delta\mathbf{B}$ changes shape by means of a compressive flow—is very similar to physical expansion, and would presumably produce similar $\delta\mathbf{B}$ evolution[‡]. In support of this idea, in 1-D with expansion effects added, Eqs. (2.1) and (2.2) become exactly the system of M+21, which was derived asymptotically from the expanding MHD equations and produces similar large-amplitude structures to Eqs. (2.1) and (2.2). If this correspondence holds in 3-D, our results imply that small-amplitude Alfvénic perturbations released from the low corona would often develop very sharp gradients or discontinuities in the process of growing, unless they are in some sense one dimensional (unlikely if they are created by turbulence in the chromosphere; van Ballegooijen *et al.* 2011). This is quite promising for the *in-situ* Alfvénic scenario of switchback formation (Squire *et al.* 2020; Shoda *et al.* 2021), in which switchbacks are simply Alfvénic fluctuations that have grown to large amplitudes by expansion. While M+21 suggested, based on 1-D solutions, that the model may struggle to explain the extremely sharp switchback structures seen in some observations (Kasper *et al.* 2019; Bale *et al.* 2019; Akhavan-Tafti *et al.* 2021), the answer may simply be that near-discontinuities naturally develop when starting from low-amplitude fluctuations with more general (non 1-D) structure.

The authors acknowledge useful discussion with J. Burby, R. Meyrand, B. Chandran, Z. Johnston, and J. Nättilä in relation to this work. Support for J.S. was provided by Rutherford Discovery Fellowship RDF-U001804, which is managed through the Royal Society Te Apārangi. A.M. acknowledges the support of NASA through grant 80NSSC21K0462.

REFERENCES

- AKHAVAN-TAFTI, M., KASPER, J., HUANG, J. & BALE, S. 2021 Discontinuity analysis of the leading switchback transition regions. *Astron. Astro.* **650**, A4.
 BALE, S. D., BADMAN, S. T., BONNELL, J. W., BOWEN, T. A., BURGESS, D., CASE, A. W., CATTELL, C. A., CHANDRAN, B. D. G., CHASTON, C. C., CHEN, C. H. K., DRAKE, J. F.,

[†] The solution in Fig. 3 could be considered “more 1-D” than that in Fig. 2, in that it varies predominantly along a diagonal line across the domain. However, some other cases explored do not share this property and still do not develop sharp gradients, while other “nearly 1-D” solutions do seem to become extremely sharp.

[‡] This ignores the effect of wave reflection in creating backwards propagating waves that seed turbulence, which creates smaller-scale structures in a very different way. In ignoring such effects, we assume the system remains strongly dominated by outwards-propagating fluctuations and thus can remain nearly Alfvénic.

- DE WIT, T. DUDOK & OTHERS 2019 Highly structured slow solar wind emerging from an equatorial coronal hole. *Nature* **576** (7786), 237–242.
- BALE, S. D., HORBURY, T. S., VELLI, M., DESAI, M. I., HALEKAS, J. S., MCMANUS, M. D., PANASENCO, O., BADMAN, S. T., BOWEN, T. A., CHANDRAN, B. D. G., DRAKE, J. F., KASPER, J. C., LAKER, R., MALLET, A., MATTEINI, L., PHAN, T. D., RAOUAFI, N. E., SQUIRE, J., WOODHAM, L. D. & WOOLLEY, T. 2021 A Solar Source of Alfvénic Magnetic Field Switchbacks: In Situ Remnants of Magnetic Funnels on Supergranulation Scales. *Astrophys. J.* **923** (2), 174, arXiv: 2109.01069.
- BARNES, AARON & HOLLWEG, JOSEPH V. 1974 Large-amplitude hydromagnetic waves. *J. Geophys. Res.* **79** (16), 2302.
- BARNES, AARON & SUFFOLK, GRAHAM C. J. 1971 Relativistic kinetic theory of the large-amplitude transverse Alfvén wave. *J. Plasma Phys.* **5** (3), 315–329.
- BELCHER, J. W. & DAVIS, LEVERETT, JR. 1971 Large-amplitude Alfvén waves in the interplanetary medium, 2. *J. Geophys. Res.* **76** (16), 3534.
- BOWEN, TREVOR A., BADMAN, SAMUEL T., BALE, STUART D., DUDOK DE WIT, THIERRY, HORBURY, TIMOTHY S., KLEIN, KRISTOPHER G., LARSON, DAVIN, MALLET, ALFRED, MATTEINI, LORENZO, MCMANUS, MICHAEL D. & SQUIRE, JONATHAN 2021 Nonlinear Interactions in Spherically Polarized Alfvénic Turbulence. *arXiv e-prints*, arXiv: 2110.11454.
- CHANDRAN, BENJAMIN D. G., FOUCART, FRANCOIS & TCHEKHOVSKOY, ALEXANDER 2018 Heating of accretion-disk coronae and jets by general relativistic magnetohydrodynamic turbulence. *J. Plasma Phys.* **84** (3), 905840310, arXiv: 1707.06216.
- CHANDRASEKHAR, S. & WOLTJER, L. 1958 On force-free magnetic fields. *Proc. Nat. Acad. Sci.* **44** (4), 285–289.
- COHEN, R. H. & DEWAR, R. L. 1974 On the backscatter instability of solar wind Alfvén waves. *J. Geophys. Res.* **79** (28), 4174.
- DEL ZANNA, LUCA 2001 Parametric decay of oblique arc-polarized Alfvén waves. *Geophys. Res. Lett.* **28** (13), 2585–2588.
- DEL ZANNA, L., MATTEINI, L., LANDI, S., VERDINI, A. & VELLI, M. 2015 Parametric decay of parallel and oblique Alfvén waves in the expanding solar wind. *J. Plasma Phys.* **81** (1), 325810102, arXiv: 1407.5851.
- HOLLWEG, JOSEPH V. 1974 Transverse Alfvén waves in the solar wind: Arbitrary k , v_0 , B_0 , and $|\delta B|$. *J. Geophys. Res.* **79** (10), 1539.
- HOSKING, D. N., SCHEKOCIHIN, A. A. & BALBUS, S. A. 2020 Elasticity of tangled magnetic fields. *J. Plasma Phys.* **86** (5), 905860511, arXiv: 2006.15141.
- JOHNSTON, ZADE, SQUIRE, JONATHAN, MALLET, ALFRED & MEYRAND, ROMAIN 2022 On the properties of Alfvénic switchbacks in the expanding solar wind: three-dimensional numerical simulations. *arXiv e-prints* p. 2205.09446.
- KASPER, J. C., BALE, S. D., BELCHER, J. W., BERTHOMIER, M., CASE, A. W., CHANDRAN, B. D. G., CURTIS, D. W., GALLAGHER, D., GARY, S. P., GOLUB, L., HALEKAS, J. S. & OTHERS 2019 Alfvénic velocity spikes and rotational flows in the near-Sun solar wind. *Nature* **576**, 228–231.
- KULSRUD, R M 1983 MHD description of plasma. In *Handbook of Plasma Physics* (ed. R N Sagdeev & M N Rosenbluth). Princeton University.
- KUMAR, PAWAN & BOŠNJAK, ŽELJKA 2020 FRB coherent emission from decay of Alfvén waves. *Mon. Not. R. Astron. Soc.* **494** (2), 2385–2395, arXiv: 2004.00644.
- MALLET, ALFRED & CHANDRAN, BENJAMIN D. G. 2021 Exact nonlinear solutions for three-dimensional Alfvén-wave packets in relativistic magnetohydrodynamics. *J. Plasma Phys.* **87** (6), 175870601.
- MALLET, ALFRED, SQUIRE, JONATHAN, CHANDRAN, BENJAMIN D. G., BOWEN, TREVOR & BALE, STUART D. 2021 Evolution of Large-amplitude Alfvén Waves and Generation of Switchbacks in the Expanding Solar Wind. *Astrophys. J.* **918** (2), 62.
- MARSH, GERALD E 1996 *Force-free magnetic fields: solutions, topology and applications*. World Scientific.
- MATTEINI, L., STANSBY, D., HORBURY, T. S. & CHEN, C. H. K. 2018 On the $1/f$ Spectrum in the Solar Wind and Its Connection with Magnetic Compressibility. *Astrophys. J. Lett.* **869** (2), L32, arXiv: 1812.05716.

- PAIGE, CHRISTOPHER C. & SAUNDERS, MICHAEL A. 1982 Lsq: An algorithm for sparse linear equations and sparse least squares. *ACM Trans. Math. Software* pp. 43–71.
- PRIMAVERA, LEONARDO, MALARA, FRANCESCO, SERVIDIO, SERGIO, NIGRO, GIUSEPPINA & VELTRI, PIERLUIGI 2019 Parametric Instability in Two-dimensional Alfvénic Turbulence. *Astrophys. J.* **880** (2), 156.
- ROBERTS, D. AARON 2012 Construction of Solar-Wind-Like Magnetic Fields. *Phys. Rev. Lett.* **109** (23), 231102.
- SAGDEEV, R. Z. & GALEEV, A. A. 1969 *Nonlinear Plasma Theory*. New York: Benjamin.
- SCHEKOCHIHIN, A. A., COWLEY, S. C., DORLAND, W., HAMMETT, G. W., HOWES, G. G., QUATAERT, E. & TATSUNO, T. 2009 Astrophysical gyrokinetics: Kinetic and fluid turbulent cascades in magnetized weakly collisional plasmas. *Astrophys. J. Supp.* **182** (1), 310.
- SHODA, MUNEHITO, CHANDRAN, BENJAMIN D. G. & CRANMER, STEVEN R. 2021 Turbulent Generation of Magnetic Switchbacks in the Alfvénic Solar Wind. *Astrophys. J.* **915** (1), 52, arXiv: 2101.09529.
- SQUIRE, J., CHANDRAN, B. D. G. & MEYRAND, R. 2020 In-situ Switchback Formation in the Expanding Solar Wind. *Astrophys. J. Lett.* **891** (1), L2, arXiv: 2001.08422.
- SQUIRE, JONATHAN, MEYRAND, ROMAIN, KUNZ, MATTHEW W., ARZAMASSKIY, LEV, SCHEKOCHIHIN, ALEXANDER A. & QUATAERT, ELIOT 2022 High-frequency heating of the solar wind triggered by low-frequency turbulence. *Nature Astronomy* pp. doi:10.1038/s41550-022-01624-z, arXiv: 2109.03255.
- TENERANI, ANNA & VELLI, MARCO 2017 Evolving Waves and Turbulence in the Outer Corona and Inner Heliosphere: The Accelerating Expanding Box. *Astrophys. J.* **843** (1), 26, arXiv: 1702.03014.
- VALENTINI, FRANCESCO, MALARA, FRANCESCO, SORRISO-VALVO, LUCA, BRUNO, ROBERTO & PRIMAVERA, LEONARDO 2019 Building Up Solar-wind-like 3D Uniform-intensity Magnetic Fields. *Astrophys. J. Lett.* **881** (1), L5.
- VAN BALLEGOOIJEN, A. A., ASGARI-TARGHI, M., CRANMER, S. R. & DELUCA, E. E. 2011 Heating of the Solar Chromosphere and Corona by Alfvén Wave Turbulence. *Astrophys. J.* **736** (1), 3, arXiv: 1105.0402.
- ZHANG, BING 2020 The physical mechanisms of fast radio bursts. *Nature* **587** (7832), 45–53, arXiv: 2011.03500.